

# Learning Implicit Generative Models by Teaching Explicit Ones

Chao Du<sup>\*1</sup> Kun Xu<sup>\*1</sup> Chongxuan Li<sup>1</sup> Jun Zhu<sup>1</sup> Bo Zhang<sup>1</sup>

## Abstract

Implicit generative models are difficult to train as no explicit probability density functions are defined. The well-known minimax framework proposed by generative adversarial nets (GANs) is equivalent to minimizing the Jensen-Shannon divergence and suffers from mode collapse in practice. In this paper, we propose *learning by teaching* (LBT) framework to train implicit generative models via incorporating an auxiliary explicit model. In LBT, an explicit model is introduced to *learn* the distribution defined by the implicit model and the later one's goal is to *teach* the explicit model to cover the training data. Formally, our method is formulated as a bilevel optimization problem, whose optimum implies that we obtain the MLE of the implicit model. We also adopt the unrolling trick to make the optimization problem differentiable with respect to the implicit model's parameters. Experimental results demonstrate the effectiveness of our proposed method.

## 1. Introduction

Deep generative models (Kingma & Welling, 2013; Goodfellow et al., 2014; Oord et al., 2016) have the ability to model the distributions over complicated manifolds, e.g., natural images. Most recent state-of-the-art deep generative models (Radford et al., 2015; Arjovsky et al., 2017; Karras et al., 2017) are usually implicit statistical models (Mohamed & Lakshminarayanan, 2016), also called implicit probability distributions. Implicit distributions are specified by a sampling procedure rather than a tractable density and are much more flexible (Mohamed & Lakshminarayanan, 2016). But many of these methods, including generative adversarial networks (GANs) (Goodfellow et al., 2014), can be difficult to train, in part because they are prone to mode collapse (Rad-

ford et al., 2015; Salimans et al., 2016), which means that they characterize only a few modes of the underlying data distribution.

In the framework of GANs, a generator  $G$  tries to recover a complicated data distribution via transferring uniformly distributed latent variables to the data space deterministically. A discriminator  $D$  is introduced to provide the training signal for  $G$ . In particular,  $D$  tries to distinguish whether a sample comes from the data distribution or not, and  $G$  tries to fool  $D$ . Under such a criterion,  $G$  suffers from the mode collapse problem (Radford et al., 2015; Salimans et al., 2016) practically. It mainly results from the fact that  $G$  tends to generate samples with patterns treated as true samples by the discriminator, rather than covering all the data distribution.

To this end, peer methods (Metz et al., 2016; Zhao et al., 2016; Arjovsky et al., 2017) modify the vanilla GAN framework while all of them are still restricted to the original minimax formulation. Instead, we propose learning by teaching (LBT) framework to train the implicit model, where we uses an implicit generator to teach a likelihood estimator such that the estimator can successfully match real data. Specifically, an explicated likelihood model, i.e., a density estimator  $E$ , is introduced to learn the distribution defined by the implicit model, i.e., a generator  $G$ . The training objective of  $G$  is to teach  $E$  such that it can cover the data distribution, which forces  $G$  to generate high-quality samples and cover as many modes as possible at the same time. We theoretically justify our framework and prove that both the generator and estimator will converge to the data distribution. Instead of competing with each other in GANs, our method is like a teacher-student model, where the teacher ( $G$ ) tries to teach a powerful student ( $E$ ) such that the student can have a good performance in exam (likelihood of real data). The student and teacher should improve together such that they can successfully model the training data. Under the proposed framework, the optimal of the teaching process is that both teacher  $G$  and student  $E$  are equivalent to the data distribution.

Formally, LBT is formulated as a bilevel optimization (Colson et al., 2007) problem, where the lower level problem is to train the estimator on generated samples, and the upper level problem is to maximize the likelihood of real data

<sup>\*</sup>Equal contribution <sup>1</sup>Dept. of Comp. Sci. & Tech., BNRist Center, State Key Lab for Intell. Tech. & Sys., THBI Lab, Tsinghua University, Beijing, 100084, China. Correspondence to: Jun Zhu <dczj@mail.tsinghua.edu.cn>.

estimated by the learned estimator. Since any local optimal solution of the lower level problem can be obtained by a series of gradient descent steps, we approximate the local optimal by unrolling the optimization process (Metz et al., 2016). Then the local optimal point of the lower level problem is differentiable with respect to the samples of the generator, and hence back-propagation can be applied to optimize the implicit model. Theoretically, we show that the unrolling technique approximates the influence function method (Koh & Liang, 2017). Practically, only a few steps of unrolling, e.g., 1 or 5 steps, are sufficient for the training.

To summarize, our contributions are threefold:

1. We propose LBT to train an implicit generator by teaching a density estimator, which is formulated as a bilevel optimization problem. We also introduce the unrolling technique for the optimization of the bilevel optimization problem.
2. Theoretically, we prove that both the generator and the estimator converge to the data distribution when they achieve their optima under nonparametric assumption. We connect the unrolling techniques to the influence function method.
3. Empirically, we demonstrate the effectiveness of our method on both synthetic and real datasets.

## 2. Related Work

Mode collapse is a well-known problem in practical training of GANs. Much work has been done to analyze and alleviate mode collapsing in GANs (Arjovsky & Bottou, 2017; Arjovsky et al., 2017; Metz et al., 2016; Srivastava et al., 2017). Unrolled GAN (Metz et al., 2016) propose to unroll the update of the discriminator in GANs. The unrolling helps capturing how the discriminator would react to a change in the generator. Therefore it reduces the tendency of the generator to collapse all samples into a single mode. Srivastava et al. (2017) propose VEEGAN that introduces an additional reconstructor net to map data back to the noise space. Then a discriminator on the joint space is introduced to learn the joint distribution, similar as in ALI (Dumoulin et al., 2016). There also exist other methods (Nowozin et al., 2016; Arjovsky et al., 2017; Li et al., 2017) that generalize the original GAN framework via optimizing different divergences. Though these work can resist mode collapsing to some extent, they are still restricted to the minimax formulation, which makes the training extremely unstable. We directly compare LBT with Unrolled GAN and VEEGAN in our experiments.

Recently, the influence of training data on the performance at test samples is of great interest, which is actually also a bilevel optimization problem. In our method, we need

to evaluate the influence of training data of the estimator, i.e., generated samples, on the likelihood of test samples, i.e., real data. Koh & Liang (2017) propose to use influence function to model the affect of training data on the loss of test data, which is equivalent to a quadratic approximation at the optimal point. Zhang et al. (2018) apply this method to debug the training data using a set of trusted items, where the authors presume that there is bias in the training data. Our method can be treated as another instance of this problem, where we try to teach an estimator to cover the training data.

## 3. Method

Suppose we have an implicit model (or generator)  $G(\cdot; \theta)$  that maps a latent random variable  $z \in \mathbb{R}^K$ , which is typically drawn from a standard Gaussian distribution  $p_Z$ , to a sample  $x$  in the data space  $\mathbb{R}^D$ , i.e.,  $x = G(z; \theta)$ , where  $\theta$  denotes the parameters of the generator. The mapping defines a distribution over the data space, denoted as  $p_G(x; \theta)$ . Our goal is then to train the generator so that the generator distribution  $p_G(x; \theta)$  can approximate the data distribution  $p(x)$ .

However, since the generator defines an implicit distribution, it is infeasible to adopt maximum likelihood estimation to train the generator directly. To address this problem, we introduce an auxiliary likelihood estimator  $p_E(x; \phi)$  parametrized by  $\phi$ , e.g., a variational auto-encoder (VAE) (Kingma & Welling, 2013) or a PixelCNN (Oord et al., 2016), that is trained to fit the generator distribution  $p_G(x; \theta)$ . In other words, the likelihood estimator  $p_E(x; \phi)$  is trained to maximize the likelihood of generated samples. To provide training signal to the generator, we train the generator to maximize the likelihood of training data. Formally, the objective function of our proposed method can be illustrated as follows:

$$\begin{aligned} \max_{\theta} \quad & \mathbb{E}_{x \sim p(x)} [\log p_E(x; \phi^*(\theta))], \\ \text{s.t.} \quad & \phi^*(\theta) = \arg \max_{\phi} \mathbb{E}_{z \sim p_Z} [\log p_E(G(z; \theta); \phi)], \end{aligned} \quad (1)$$

where  $\phi^*(\theta)$  clarifies that the optimal  $\phi^*$  is a function of  $\theta$ . For notational convenience, we denote

$$\begin{aligned} f_G(\phi^*(\theta)) &= \mathbb{E}_{x \sim p(x)} [\log p_E(x; \phi^*(\theta))], \\ f_E(\theta, \phi) &= \mathbb{E}_{z \sim p_Z} [\log p_E(G(z; \theta); \phi)], \end{aligned} \quad (2)$$

in the sequel. In Sec. 4, we provide theoretical analysis to show that the generator distribution can recover the data distribution given that the generator and estimator have enough capacity.

Optimizing Eqn. (1) requires solving the optimal likelihood estimator  $\phi^*$  as a function of the generator  $\theta$ , which is a

typical bilevel optimization problem and is computationally infeasible. Below, we opt to adopt an unrolling technique (Metz et al., 2016) that gives an approximate solution.

### 3.1. Unrolling: An Approximate Solution

We draw inspiration from Metz et al. (2016) where the authors propose to unroll the updates of an optimization process in order to differentiate through it. The difference is that Metz et al. (2016) unroll the optimization of the discriminator in GANs while we instead adopt this technique in the optimization of the density estimator in LBT.

A local optimum of the likelihood model parameters  $\phi^*$  can be expressed as the fixed point of an iterative optimization procedure,

$$\phi^0 = \phi \quad (3)$$

$$\phi^{k+1} = \phi^k + \eta \cdot \left. \frac{\partial f_E(\theta, \phi)}{\partial \phi} \right|_{\phi=\phi^k} \quad (4)$$

$$\phi^* = \lim_{k \rightarrow \infty} \phi^k \quad (5)$$

where  $\eta$  is the learning rate<sup>1</sup>. We write  $\phi^k(\theta, \phi)$  to make it clear that at each step the  $\phi^k$  is a function of  $\theta$  and the initial value of  $\phi$ . If  $\frac{\partial f_E(\theta, \phi)}{\partial \phi}$  is differentiable w.r.t.  $\theta$ , then  $\phi^k(\theta, \phi)$  is also differentiable w.r.t.  $\theta$ . By unrolling for  $K$  steps, namely, using  $\phi^K(\theta, \phi)$  instead of  $\phi^*(\theta)$  in the objective function, we obtain a surrogate objective for the generator,

$$f_G(\phi^K(\theta, \phi)) = \mathbb{E}_{x \sim p(x)} [\log p_E(x; \phi^K(\theta, \phi))]. \quad (6)$$

Finally, the generator and likelihood estimator parameters can be updated using the following process,

$$\theta \leftarrow \theta + \eta_\theta \frac{\partial f_G(\phi^K(\theta, \phi))}{\partial \theta}, \quad (7)$$

$$\phi \leftarrow \phi + \eta_\phi \frac{\partial f_E(\theta, \phi)}{\partial \phi}, \quad (8)$$

where  $\eta_\theta$  and  $\eta_\phi$  are the learning rates for the generator and estimator, respectively. Note that for other gradient-based optimization method such as Adam (Kingma & Ba, 2014), the unrolling procedure is similar (Metz et al., 2016). The resulting algorithm is described in Algorithm 1.

## 4. Theoretical Analysis

In this section, we will first show that the optimal solution for the objective Eqn. (1) is achieved when  $p_G = p_E = p$ , given enough capacity of both the generator and estimator. Then we build connections between the unrolling technique and the influence function method (Koh & Liang, 2017) if the estimator is optimal.

<sup>1</sup>We have omitted the learning rate decay for simplicity.

### Algorithm 1 Stochastic Gradient Decent Training of LBT with the Unrolling Technique

**Input:** data  $x$ , learning rate  $\eta_\theta$  and  $\eta_\phi$ , unrolling steps  $K$  and inner update iterations  $M$ .

Initialize parameters  $\theta_0$  and  $\phi_0$ , and  $t = 1$ .

**repeat**

$\phi_t^0 \leftarrow \phi_{t-1}$

**for**  $i = 1$  **to**  $M$  **do**

$\phi_t^i \leftarrow \phi_t^{i-1} + \eta_\phi \cdot \left. \frac{\partial f_E(\theta, \phi)}{\partial \phi} \right|_{\phi=\phi_t^{i-1}}$

**end for**

Update  $\phi$ :  $\phi_t \leftarrow \phi_t^M$

$\phi_t^0 \leftarrow \phi_t$

Unrolling:  $\phi_t^K \leftarrow \phi_t^0 + \sum_{i=1}^K \eta_\phi \cdot \left. \frac{\partial f_E(\theta, \phi)}{\partial \phi} \right|_{\phi=\phi_t^{i-1}}$

Update  $\theta$ :  $\theta_t \leftarrow \theta_{t-1} + \eta_\theta \frac{\partial f_G(\phi_t^K)}{\partial \theta}$

Update  $t$ :  $t \leftarrow t + 1$

**until** Both  $\theta$  and  $\phi$  converge.

### 4.1. Global Optimality of $p_G = p_E = p$

In this section, we assume that the generator and estimator have infinity capacity. Under such assumption, we prove that the generator can converge to the data distribution.

**Theorem 1.** *For a fixed generator, the optimal likelihood estimator recovers the generated distribution,*

$$p_E(x; \phi^*) = p_G(x; \theta).$$

*Proof.* The objective of the estimator is to maximize the likelihood of generated samples:

$$\mathbb{E}_{x \sim p_G(x; \theta)} [\log p_E(x; \phi)] \quad (9)$$

$$\begin{aligned} &= \mathbb{E}_{x \sim p_G(x; \theta)} \left[ \log \frac{p_E(x; \phi)}{p_G(x; \theta)} \right] + \mathbb{E}_{x \sim p_G(x; \theta)} [\log p_G(x; \theta)] \\ &= -KL(p_G(x; \theta) || p_E(x; \phi)) - H(p_G(x; \theta)), \end{aligned}$$

where  $H(p_G(x; \theta))$  is the entropy of the generator distribution and is a constant with respect to the estimator  $p_E$ . Hence, maximizing Eqn. (9) is equivalent to minimizing the KL divergence between  $p_G$  and  $p_E$ . The likelihood estimator achieves optimal when

$$p_E = p_G.$$

□

**Theorem 2.** *Maximizing Eqn.(1) is equivalent to the maximum likelihood estimation.*

*Proof.* Because  $p_E(x; \phi^*) = p_G(x; \theta)$  (proved above), it is straight forward that maximizing Eqn.(1) is equivalent to maximizing the follow objective function:

$$\max_{\theta} \mathbb{E}_{x \sim p(x)} [\log p_G(x; \theta)],$$

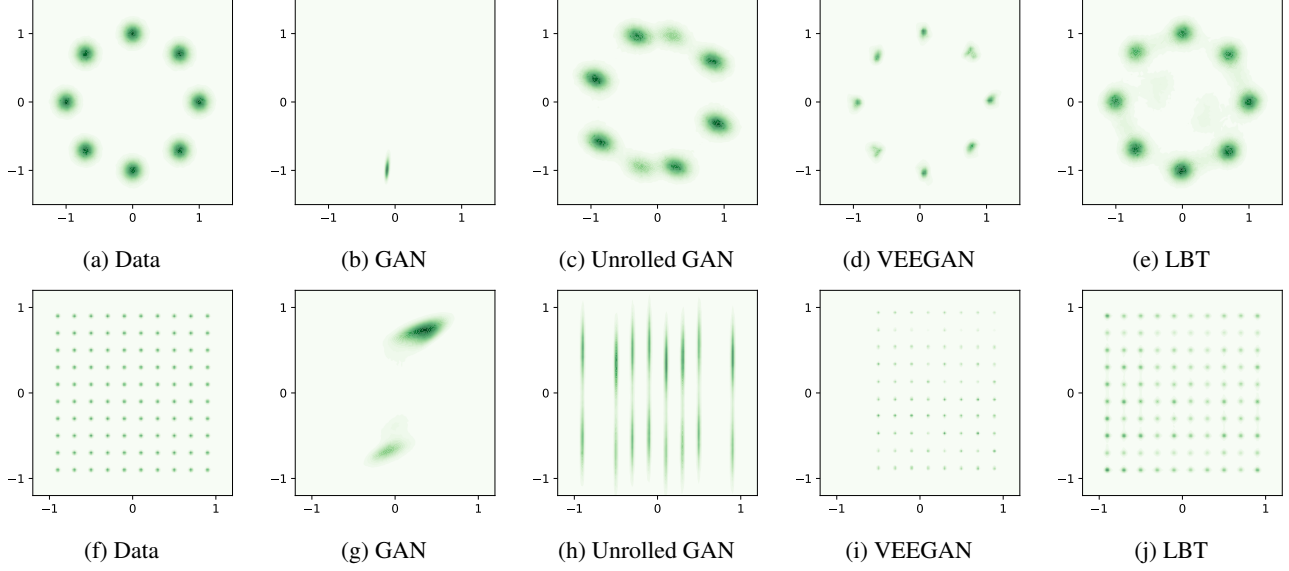


Figure 1: Density plots of the true distribution and the generator distributions of different methods trained on the ring data (Top) and the grid data (Bottom).

which is exactly the maximum likelihood estimation. Then the optimal is achieved when

$$p_G = p.$$

□

The conclusions of the above two theorems imply that the global optimality is achieved at  $p_G = p_E = p$ .

#### 4.2. Correctness of Unrolling Gradient

In the following, we provide theoretical analysis for the unrolling technique. Suppose the objective function is second order differentiable, and we unroll estimator's parameter at its local optimal. We can prove that the unrolling technique gives an approximation gradient of the influence function proposed in (Koh & Liang, 2017).

The gradient of  $f_G$  with respect to  $\theta$  can be written as follows:

$$\frac{df_G(\phi^*(\theta))}{d\theta} = \frac{\partial f_G}{\partial \phi^*} \frac{\partial \phi^*(\theta)}{\partial \theta} \quad (10)$$

$$= \frac{\partial f_G}{\partial \phi^*} \int_z \frac{\partial \phi^*}{\partial G(z; \theta)} \frac{\partial G(z; \theta)}{\partial \theta} dz, \quad (11)$$

and both  $\frac{\partial f_G}{\partial \phi^*}$  and  $\frac{\partial G(z; \theta)}{\partial \theta}$  is trivial and tractable. Hence, we only focus on  $\frac{\partial \phi^*}{\partial G(z; \theta)}$ . In the following we rewrite  $G(z; \theta)$  as  $x_g$ , and  $\nabla \phi$  as  $\frac{\partial f_E(\theta, \phi)}{\partial \phi}$  for simplicity.

On one hand, with the unrolling technique, we have that  $\phi^1 = \phi^* + \eta \nabla \phi = \phi^*$  because the gradient  $\nabla \phi_{\phi=\phi^*} = 0$

at the optimal point  $\phi^*$ . Therefore, we have

$$\frac{d\phi^1}{dx_g} = \frac{d(\phi^* + \eta \nabla \phi)}{dx_g} = \eta \frac{d\nabla \phi}{dx_g} = \eta \nabla_x \frac{\partial f_E(\theta, \phi)}{\partial \phi}. \quad (12)$$

On the other hand, according to the influence function, the gradient of object function with respect to the generated data  $x_g$  can be formulated as:

$$\frac{d\phi^*}{dx_g} = H_\phi^{-1} \nabla_x \frac{\partial f_E(\theta, \phi)}{\partial \phi}, \quad (13)$$

where  $H_\phi$  is the Hessian matrix of objective function  $f_E$  with respect to the parameters  $\phi$ . Because the Hessian matrix  $H$  is positive semi-definite, the inner product of  $\frac{d\phi^1}{dx_g}$  and  $\frac{d\phi^*}{dx_g}$  is positive. Therefore, the unrolling technique gives an approximation of the influence function. Besides, the unrolling technique is much more efficient as it gets rid of the computation of inverting Hessian matrix.

## 5. Experiments

In this section, we show the empirical results of the proposed LBT on both synthetic and real datasets. Throughout the experiments, we set the unrolling steps to 5 and use Adam (Kingma & Ba, 2014) optimization method with the default setting for both the generator and the estimator.

### 5.1. Synthetic Datasets

We first compare LBT with the state-of-the-art competitors (Metz et al., 2016; Srivastava et al., 2017) on 2-dimensional synthetic datasets, which are convenient for

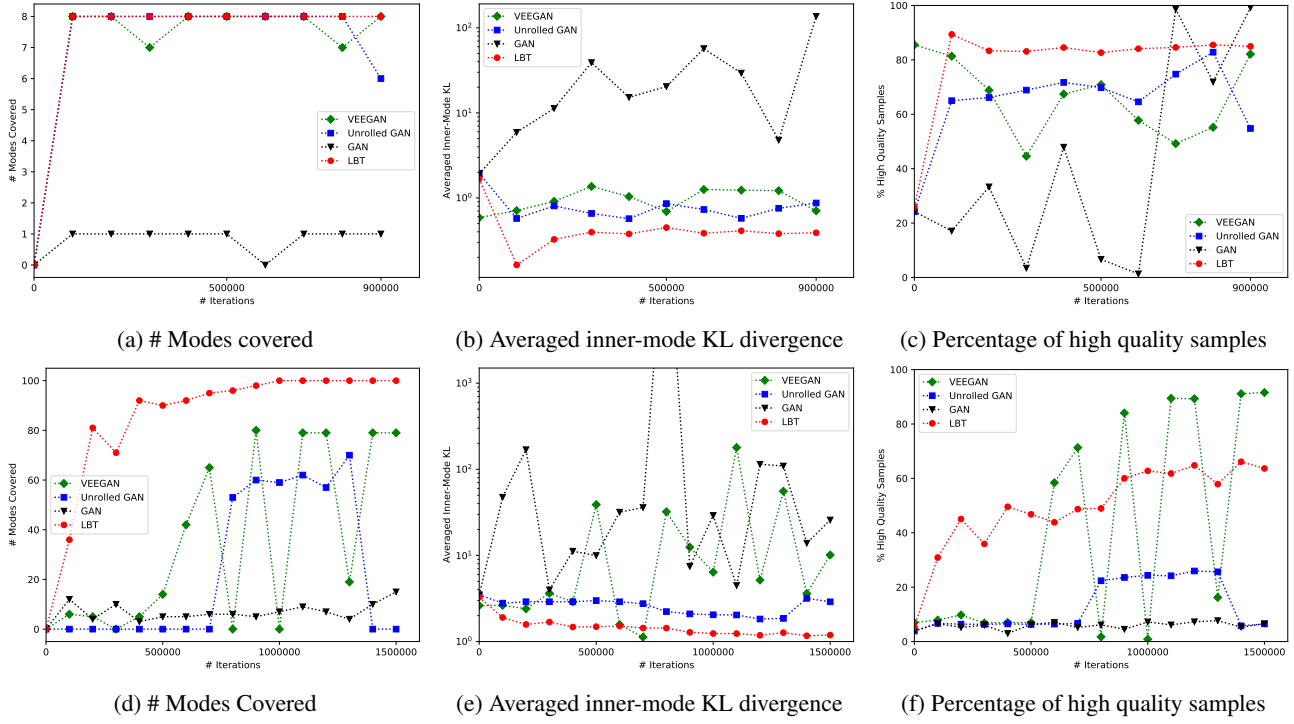


Figure 2: Three different metrics evaluated on the generator distributions of different methods trained on the ring data (Top) and the grid data (Bottom). The metrics from left to right are: Number of modes covered (the higher the better); Averaged inner-mode KL divergence (the lower the better); Percentage of high quality samples (the higher the better).

qualitative and quantitative analysis since the distributions are known and the visualization is straightforward.

Specifically, we construct two datasets as follows: (i) **ring**: mixture of eight 2-dimensional Gaussian distributions arranged in a ring and (ii) **grid**: mixture of 100 2-dimensional Gaussian distributions arranged in a 10-by-10 grid. All of the mixture components are isotropic Gaussian, i.e., with standard diagonal covariance. For the ring data the deviation of each Gaussian component is  $\text{diag}(0.1, 0.1)$  and the radius of the ring is 1. For the grid data the spacing between adjacent modes is 0.2 and the deviation of each Gaussian component is  $\text{diag}(0.01, 0.01)$ . Fig. 1a and Fig. 1f show the true distributions of the ring data and the grid data, respectively. For fair comparison, we use the same network architectures (two-hidden-layer fully-connected MLPs) for the generators of all methods. For GAN-based methods, the discriminators are also two-hidden-layer fully-connected MLPs. For LBT, we use variational auto-encoders (VAEs) as the density estimators. Both the decoders and encoders are again two-hidden-layer fully-connected MLPs. The number of hidden units for all networks mentioned above are 128.

To quantify the quality of the generator learned by different methods, we report 3 metrics to demonstrate different characteristics of generator distributions:

- **Percentage of High Quality Samples:** This metric was adopted in Srivastava et al. (2017). We define a generated sample as a *high quality* sample if it is within three standard deviations of the nearest mode. Our choices of data distributions guarantee that any sample can be within three standard deviations of at most one mode. We generate 500,000 samples from each method and report the percentage of high quality samples.
- **Number of Modes Covered:** We count a mode as a *covered mode* if the number of its high quality samples is greater than 20% of the expected number. For example, when we generate 500,000 samples from the generator trained on the ring dataset (which has 8 modes), the expected number of high quality samples for each mode is about  $500,000/8 = 62,500^2$ . Thus in this case, we count a mode as covered if it has at least  $62,500 \times 20\% = 12,500$  high quality samples. Intuitively, lower number of modes covered indicates higher global mismatch between the generator distribution and the true distribution.

<sup>2</sup>The exact expected number of high quality samples for each mode should be a little bit less than 62500 in this case, according to the three-sigma rule.



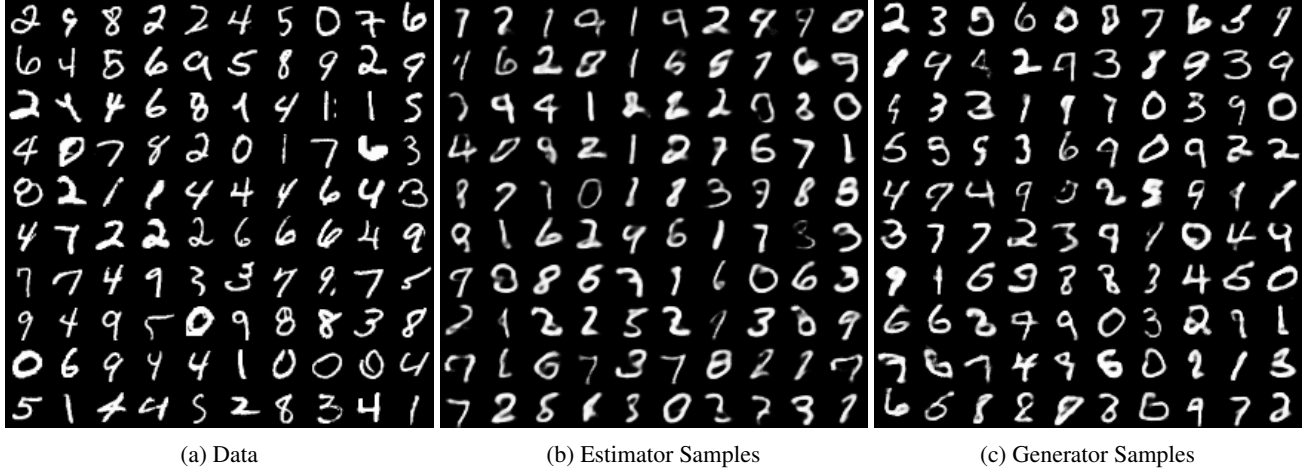


Figure 3: Visualization. (a) MNIST data samples. (b) Samples from the estimator. (c) Samples from the generator.

- Averaged Inner-Mode KL Divergence:** We assign each generated sample to the nearest mode of the true distribution. Then for each mode, we fit a Gaussian model on all the generated samples assigned to it. The fitted Gaussian model can be viewed as an estimation of the generator distribution on that mode, whose true distribution is also Gaussian. We then analytically calculate the KL divergence between the true distribution and the estimated distribution at each mode, which we call *inner-mode KL divergence*. Intuitively, the inner-mode KL divergence measures the local mismatch between the generator distribution and the true distribution. We report the averaged inner-mode KL divergence over all modes.

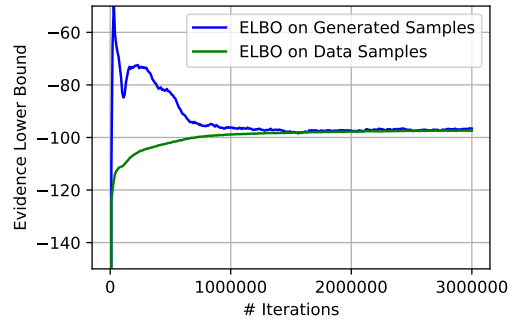


Figure 4: Learning curves of LBT on MNIST.

The generator distributions learned by different methods are shown in Fig. 1. Each distribution is plotted using kernel density estimation with 500,000 samples. As shown in Fig. 1, our LBT manages to cover the greatest number of modes on both ring and grid datasets compared to other methods, demonstrating that LBT can generate globally diverse samples. The quantitative results are included in Fig. 2a and Fig. 2d. Note that our method covers all the 100 modes on the grid dataset while the best competitor VEEGAN covers 79 modes. Moreover, the number of mode covered by LBT increase consistently during the training. On the contrary, Unrolled GAN and VEEGAN can sometimes drop the covered modes, attributed to their unstable training.

Fig. 2b and Fig. 2e show the averaged inner-mode KL divergence achieved by different methods. We can see that LBT consistently outperforms other compared methods, which demonstrates that LBT can capture better inner-mode structure. It is worth mentioning that although VEEGAN can achieve a good mode coverage, it concentrates most of the

density near the mode means and ignores the “sizes” of the modes, namely, fails to capture the locally diversity, which is visually apparent in Fig. 1d.

Finally, we show the percentages of high quality samples for each methods in Fig. 2c and Fig. 2f. We find that VEEGAN and GAN can sometimes outperform our method because these methods collapse all samples near the mode means, as shown in Fig. 1. Also note that their training procedures are extremely unstable. Therefore, it is important to measure sample quality and mode coverage together, as also point out by Srivastava et al. (2017). Our method achieves an 86% high quality samples on the ring dataset, which is satisfactory given the fact that it can capture both global and local diversity simultaneously.

## 5.2. MNIST

We now present the experiments on MNIST dataset. The generator architecture is the standard implementation of DCGAN (Radford et al., 2015). For the estimator, we adopt the architecture of Kingma & Welling (2013)’s VAE imple-

mentation.

Fig. 3 shows the samples from the generator and the estimator, both of which consist of meaningful digits. The learning curves are shown in Fig. 4. In the initial training stage, the evidence lower bound (ELBO) on generated samples increases rapidly since the generator is producing random noise, whose distribution is easy to capture and is far from the data distribution. As enough learning signal has been propagated to the generator, it starts to produce reasonable samples. Then the ELBO on generated samples decreases and the ELBO on real data increases. Finally, the model is converged when the two ELBO meet. In our experiment we get a final ELBO on data at  $-97.4$ .

## 6. Conclusions

In this paper, a novel framework LBT is proposed to train an implicit generative model via teaching an auxiliary likelihood estimator, which is formulated as a bilevel optimization problem. Unrolling techniques are adopted for practical optimization. Finally, LBT is justified both theoretically and empirically.

## Acknowledgement

This work was supported by NSFC Projects (Nos. 61620106010, 61621136008, 61332007), Beijing NSF Project (No. L172037), Tiangong Institute for Intelligent Computing, NVIDIA NVAIL Program, Siemens and Intel.

## References

- Arjovsky, Martin and Bottou, Léon. Towards principled methods for training generative adversarial networks. *arXiv preprint arXiv:1701.04862*, 2017.
- Arjovsky, Martin, Chintala, Soumith, and Bottou, Léon. Wasserstein gan. *arXiv preprint arXiv:1701.07875*, 2017.
- Colson, Benoît, Marcotte, Patrice, and Savard, Gilles. An overview of bilevel optimization. *Annals of operations research*, 153(1):235–256, 2007.
- Dumoulin, Vincent, Belghazi, Ishmael, Poole, Ben, Mastropietro, Olivier, Lamb, Alex, Arjovsky, Martin, and Courville, Aaron. Adversarially learned inference. *arXiv preprint arXiv:1606.00704*, 2016.
- Goodfellow, Ian, Pouget-Abadie, Jean, Mirza, Mehdi, Xu, Bing, Warde-Farley, David, Ozair, Sherjil, Courville, Aaron, and Bengio, Yoshua. Generative adversarial nets. In *Advances in neural information processing systems*, pp. 2672–2680, 2014.
- Karras, Tero, Aila, Timo, Laine, Samuli, and Lehtinen, Jaakko. Progressive growing of gans for improved quality, stability, and variation. *arXiv preprint arXiv:1710.10196*, 2017.
- Kingma, Diederik P and Ba, Jimmy. Adam: A method for stochastic optimization. *arXiv preprint arXiv:1412.6980*, 2014.
- Kingma, Diederik P and Welling, Max. Auto-encoding variational bayes. *arXiv preprint arXiv:1312.6114*, 2013.
- Koh, Pang Wei and Liang, Percy. Understanding black-box predictions via influence functions. *arXiv preprint arXiv:1703.04730*, 2017.
- Li, Chun-Liang, Chang, Wei-Cheng, Cheng, Yu, Yang, Yiming, and Póczos, Barnabás. Mmd gan: Towards deeper understanding of moment matching network. In *Advances in Neural Information Processing Systems*, pp. 2200–2210, 2017.
- Metz, Luke, Poole, Ben, Pfau, David, and Sohl-Dickstein, Jascha. Unrolled generative adversarial networks. *arXiv preprint arXiv:1611.02163*, 2016.
- Mohamed, Shakir and Lakshminarayanan, Balaji. Learning in implicit generative models. *arXiv preprint arXiv:1610.03483*, 2016.
- Nowozin, Sebastian, Cseke, Botond, and Tomioka, Ryota. f-gan: Training generative neural samplers using variational divergence minimization. In *Advances in Neural Information Processing Systems*, pp. 271–279, 2016.
- Oord, Aaron van den, Kalchbrenner, Nal, and Kavukcuoglu, Koray. Pixel recurrent neural networks. *arXiv preprint arXiv:1601.06759*, 2016.
- Radford, Alec, Metz, Luke, and Chintala, Soumith. Unsupervised representation learning with deep convolutional generative adversarial networks. *arXiv preprint arXiv:1511.06434*, 2015.
- Salimans, Tim, Goodfellow, Ian, Zaremba, Wojciech, Cheung, Vicki, Radford, Alec, and Chen, Xi. Improved techniques for training gans. In *Advances in Neural Information Processing Systems*, pp. 2234–2242, 2016.
- Srivastava, Akash, Valkoz, Lazar, Russell, Chris, Gutmann, Michael U, and Sutton, Charles. Veegan: Reducing mode collapse in gans using implicit variational learning. In *Advances in Neural Information Processing Systems*, pp. 3310–3320, 2017.
- Zhang, Xuezhou, Zhu, Xiaojin, and Wright, Stephen. Training set debugging using trusted items. In *The Thirty-Second AAAI Conference on Artificial Intelligence (AAAI)*, 2018.

Zhao, Junbo, Mathieu, Michael, and LeCun, Yann. Energy-based generative adversarial network. *arXiv preprint arXiv:1609.03126*, 2016.