



Sparse Representation and Non-Negative Matrix Factorization for image denoise

R. M. Farouk, M. E. Abd El-aziz, A. M. Adam, Zagazig University, Fac. Of Science, Math. Dept.

ARTICLE HISTORY

Received: 26 Oct 2017

Revised: 31 Oct 2017

Accepted: 7 Nov 2017

Published online: 7 Nov 2017

Abstract

Recently, the problem of blind image separation has been widely investigated, especially the medical image denoise which is the main step in medical diagnosis. Removing the noise without affecting relevant features of the image is the main goal. Sparse decomposition over redundant dictionaries become of the most used approaches to solve this problem. NMF codes naturally favor sparse, parts-based representations. In sparse representation, signals represented as a linear combination of a redundant dictionary atoms. In this paper, we propose an algorithm based on sparse representation over the redundant dictionary and Non-Negative Matrix Factorization (N-NMF). The algorithm initializes a dictionary based on training samples constructed from noised image, then it searches for the best representation for the source by using the approximate matching pursuit (AMP). The proposed N-NMF gives a better reconstruction of an image from denoised one. We have compared our numerical results with different image denoising techniques and we have found the performance of the proposed technique is promising.

Keywords: *Image denoising, sparse representation, dictionary learning, matching pursuit, non-negative matrix factorization.*

INTRODUCTION

In recent years the blind image had more attention, it's considered an advanced image processing technique and has many applications. Since Images always contaminated with noise in the process of image acquisition and transmission phases, denoising became an essential step to improve the image quality. And it is considered as a preprocessing step in many applications such as image segmentation, feature extraction, and medical image applications [1]. So, it is important to remove the noise without affecting the important features of image as much as possible. There are many types of denoising depend on different criteria, such as smoothing filters like adaptive Wiener filter [2], the frequency domain denoising methods [3] to the recently developed methods which uses directional transformations and multiscale like wavelet, ridgelet and curvelet [4], images tend to become sparse in the

wavelet domain, in which the image can be represented by using a small subset of the wavelet coefficients, and this is why the wavelet-based models widely used[5-6]. When representing an image with a rich number of local features, these features can't be well represented by only one fixed dictionary [7], and some artifacts will appear in the denoised image. To solve this problem, researchers developed the dictionary learning methods to learn the dictionary from the data instead of using a fixed dictionary. Sparse redundant representation and K-SVD based denoising algorithm were proposed to train a highly over-complete dictionary [8]. shape-adaptive discrete cosine transform (DCT) to the neighborhood [9], This algorithm can achieve very sparse representation of the image and hence lead to effective denoising. Non-negative matrix factorization is different from other methods; it adds its non-negative constraints. When applied to im-

age representation, the obtained NMF basis are localized features that correspond with intuitive notions of the parts of the image. Some other techniques used Some factorization methods like PCA and SVD to do block wise analysis in order to conduct image denoising by modeling each pixel and its neighborhood

1. Sparse representation

Sparse representations of images become one of the most important topics recently, it tends to find a set of atoms $y_i \in R^n$ that form an over-complete dictionary $D \in R^{n \times K}$ that contains K atoms $\{d_i\}_{i=1}^K$ ($K > n$). The formulation of y may be exact $y = Ds$ or approximate, $y \approx Ds$, satisfying $\|y - Ds\|_p < \epsilon$, where the vector s is the sparse representation for the vector x .

To find s we need to solve either

$$(P_0) \min_s \|s\|_0 \quad \text{subject to} \quad y = Ds \quad (1)$$

Or

$$(P_{0,\epsilon}) \min_s \|s\|_0 \quad \text{subject to} \quad \|y - Ds\|_2 < \epsilon \quad (2)$$

where $\| \cdot \|_0$ is the l_0 norm is defined as the number of non-zero elements.

Now suppose that we want to estimate the source signal z from the observed noised version

$$y = z + n, \text{ where } n \text{ is a white Gaussian noise.}$$

Assume z is the source signal and it has a sparse representation over an over-complete dictionary D , i.e. $z = Ds$,

where s is the sparse representation of z over the dictionary D .

We can form the problem as in equation (2).

In this paper, we have a new algorithm for solving this problem. Our algorithm much likes the K-SVD algorithm but, we use the Approximate Matching Pursuit for sparse representation for the data matrix and the

as a vector variable [10]. In this paper, to improve the performance of learning parts of images we combine NMF with log-Gabor wavelets. We compare the new method with other methods like Gabor wavelet and DCT to verify its good performance in image denoising.

Non-Negative Matrix Factorization for the dictionary atoms update, instead of using the SVD decomposition for dictionary atoms update and the Orthogonal Matching Pursuit (OMP) for sparse representation for the data matrix. Also, instead of the DCT dictionary used on the K-SVD, we choose the log-Gabor wavelet dictionary as an initial dictionary.

2.1 Approximate matching pursuit

Given a signal $y \in R^M$, and a dictionary, $D \in R^{M \times K}$, we need to find a vector of coefficients $s \in R^K$ that minimizes $\|y - Ds\|_2$. Orthogonal matching pursuit (OMP) is an iterative algorithm that selects the atom which is most correlated with the current residuals at each step. The approximate matching pursuit (AMP) algorithm described in Algorithm1 is similar to the orthogonal matching pursuit algorithm (OMP), except that, the (AMP) addresses the main computational bottleneck for large dictionaries by using nearest neighbor search by allowing any adequately near neighbor to be selected as a component instead of compute a large amount of inner product.

Algorithm 1. Approximate Matching Pursuit (AMP)

Input: dictionary $D = [d_1, d_2, \dots, d_K] \in R^{M \times K}$, data $y \in R^M$

Initialization: Let $r = y, s = 0, L = \emptyset, err = y'y$
While $err > \epsilon$ do

Find any i such that d_i and r are Near Neighbors

$$L = L \cup i$$

Solve $s_i = \arg \min_{s_i, i \in L} \|y - \sum d_i s_i\|$

$$r = y - \sum_{i \in L} d_i s_i$$

End while
Output s

2. Non-negative matrix factorization (N-NMF)

Factorization the data into simple, fundamental factors make it possible to identify the most meaningful components of data. Many real-world data are nonnegative and the corresponding hidden components have a physical meaning only when non-negative. In practice, both nonnegative and sparse decompositions of data are often either desirable or necessary when the underlying components have a physical interpretation. For example, in image denoising, involved variables and parameters may correspond to pixels, and non-negative sparse decomposition is related to the extraction of relevant parts from the images [11-12].

The basic NMF problem can be stated as follows:

Given a nonnegative data matrix $Y \in R_+^{I \times T}$ with $y_{it} \geq 0$ or equivalently $Y \geq 0$ and a reduced rank J ($J \leq \min(I, T)$), find two nonnegative matrices $D = [d_1, d_2, \dots, d_K] \in R_+^{I \times K}$ and $S = B^T = [b_1, b_2, \dots, b_j]$ which factorize Y as well as possible, that is $Y = DS + E = AB^T + E$, where the matrix $E \in R^{I \times J}$ represents approximation error.

3. Image denoising based on N-NMF

In this section, we introduce our N-NMF, which uses Nearest Neighbor search with the Nonnegative Matrix Factorization for image denoising. We choose the log-Gabor dictionary as an initial dictionary for some reasons. Firstly, choosing log-Gabor functions allows us to avoid some of the artificial block edge effects of the DCT basis, which used in the K-SVD, since log-Gabor functions tend to decay smoothly at the edges. Separability is another nice property since it reduces the computation necessary to perform the matching search [13]. The other reason is that the log-Gabor dictionary gives a recovery rate higher than the DCT dictionary (Schnass and Vandergheynst 2008). We generate an initial dictionary D of size $M \times K$ ($K \gg M$) from the log-Gabor basis functions. For a noised image of size $M \times M$ we generate blocks of size $\sqrt{M} \times \sqrt{M}$ by using a sliding window moving over the image, and then each block is used as a column of the data matrix Y , which used after that for learning the dictionary. Then we use the N-NMF algorithms, which alternate between the sparse representation of the data with fixed

dictionary and updating the dictionary with fixed representation to get the best dictionary to represent the important component in the image. At the end, we use the learned dictionary to reconstruct the source image.

Algorithm 2. N-NMF algorithm.

1. Initialization: Set an over-complete dictionary $D = [d_1, d_2, \dots, d_K] \in R^{M \times K}$, from the log-Gabor wavelet basis (LGW) s.t. $\|d_k\| = 1$ for all k .
2. Repeat until met the error goal
 - * Sparse coding: find the sparse representation $S = [s_1, s_2, \dots, s_N]$ for data matrix $Y = [y_1, y_2, \dots, y_N]$ based on the fixed dictionary A by using the approximate matching pursuit algorithm (AMP).
 - * For each column $i = 1, 2, \dots, N$ solve $\hat{s}_i = \arg \min_{s_i} \|s_i\|$ s.t. $\|y_i - Ds_i\| \leq \epsilon$
 - * Dictionary update: update the dictionary atoms while fixing the data matrix Y and the sparse representation s by using the Nonnegative Matrix Factorization (NMF) for the overall representation error.
3. Reconstruction: reconstruct the denoised image $I_d = D\hat{s}$

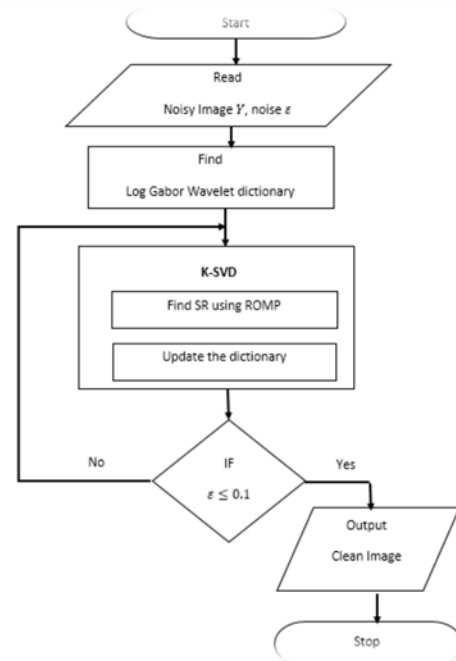


Figure 1 shows the algorithm flowchart

4. Numerical results

To evaluate the performance of our algorithm, it was compared with other algorithms such as KSVD based on Gabor wavelet, DCT. All experiments are performed on a PC running Windows 10 64bit and 4G RAM. The experiments are based on some benchmark MRI images data set from [14], and some Natural Images. The performance of the proposed algorithm was quantified across different noise levels. For each noise level, the average performance was calculated for each algorithm over many runs. To measure the performance of algorithms the Peak Signal to Noise Ratio (PSNR) was used and it was defined as:

$$PSNR = 20 \log_{10} \left(\frac{255}{MSE} \right) \quad (3)$$

The results are illustrated in tables 1-2 and figures 2-5. In tables 1-2 the K-SVD using a different type of dictionaries and our algorithm are performed. From this table, the log Gabor wavelet shows very good results, where the original images and the image corrupted by white Gaussian noise are shown in Figures 2-5 (a) and Figures 2-5 (b) respectively. The denoising results obtained by DCT, KSVD, Gabor wavelet, and our algorithm are illustrated in Figures 2-5 (c)-(f) respectively.

5. Experimental Results

In this work, we used an over-complete log-Gabor dictionary as an initial dictionary of size 64x256 generated by using log-Gabor filter basis of size 8x8, each basis was arranged as an atom in the dictionary. The dictionary was learned by alternating between sparse coding with the current dictionary and dictionary update with the current sparse representation. For doing that, we use the N-NMF algorithm and the approximate matching pursuit. We applied the algorithm to a medical image (as in Figure. 2 and Figure. 3), Barbra image Lena image (as in Figure. 4 and Figure. 5), from the ORL database of faces (first face in the s1 set as shown in Figure. 4) [15]. The results showed that using the over-complete log-Gabor dictionary with the nonnegative matrix factorization to learn dictionaries for sparse representation gave good results. We used that method for image denoising and evaluate our method by calculating the PSNR and compare our results with the K-SVD methods, which showed that our method gave better results over the K-SVD especially with low-level noise energy. Also, the approximate matching pursuit gave a fast computation compared to the orthogonal matching pursuit used in the K-SVD algorithm.

*Table 1*The PSNR computed for many images with different noise variance level (Sigma).

PSNR	DCT	K-SVD	Gabor	Log-Gabor
Sigma = 10	37.9055	38.4330	37.8763	37.9120
Sigma = 15	35.6643	36.2256	35.5415	35.5355
Sigma = 20	34.0441	34.5714	33.9716	33.9361
Sigma = 25	32.5956	33.0668	32.4038	32.4399
Sigma = 30	31.5693	31.9675	31.3255	31.3273
Sigma = 40	29.7859	29.9928	29.5130	29.5411
Sigma = 50	28.2951	28.3773	27.9602	27.9651
Sigma = 60	27.5186	27.5778	27.2431	27.2372
Sigma = 70	26.6802	26.6282	26.3537	26.3321
Sigma = 80	25.8029	25.7539	25.5619	25.5493
Sigma = 90	25.4580	25.3633	25.1660	25.1538

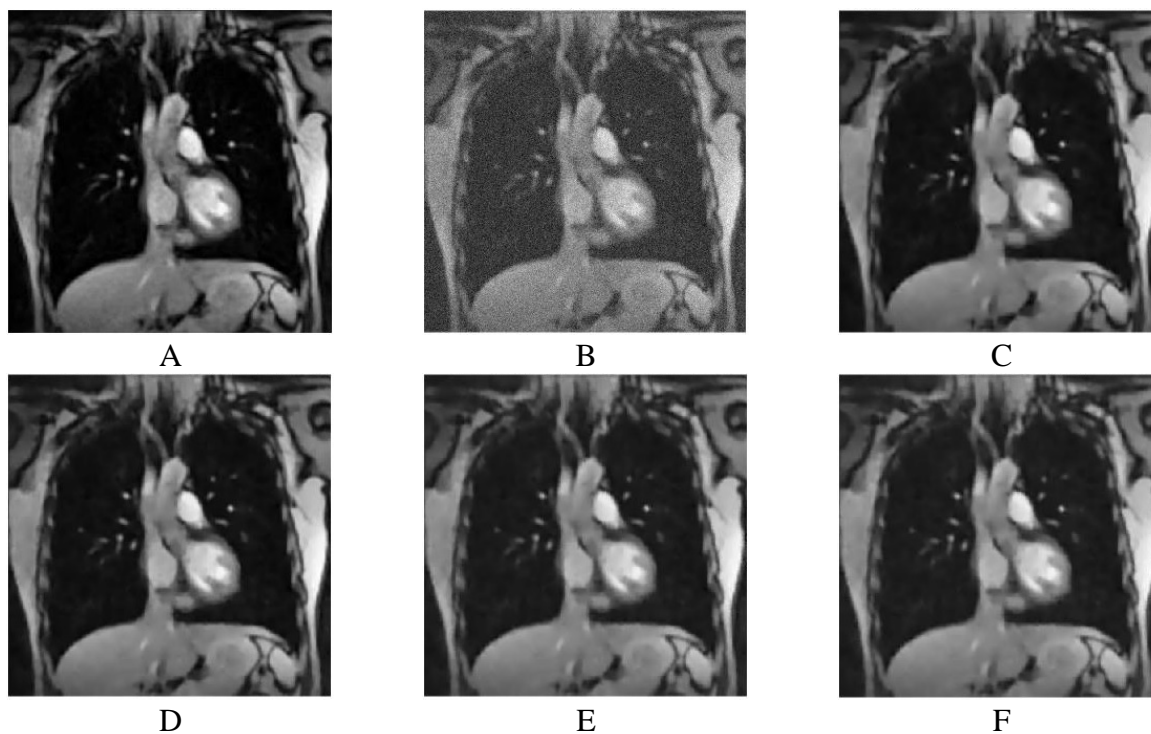


Figure 2 (a) The original image. (b) The noised image by adding Gaussian noise with $\sigma=20$. (c) The denoised image by using DCT algorithm and (d) the denoised image by using K-SVD. (E) The denoised image by using algorithm Gabor wavelet and (F) the denoised image by using N-NMF

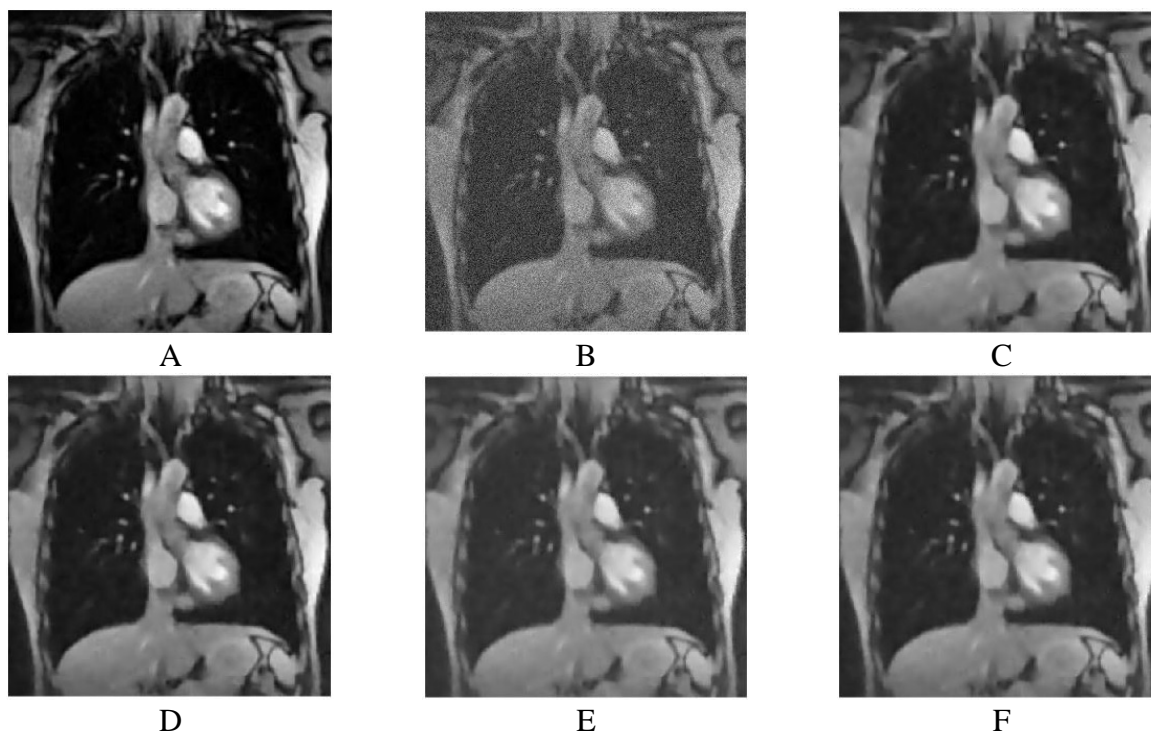


Figure 3 (a) The original image. (b) The noised image by adding Gaussian noise with $\sigma=30$. (c) The denoised image by using DCT algorithm and (d) the denoised image by using K-SVD. (E) The denoised image by using algorithm Gabor wavelet and (F) the denoised image by using N-NMF




Figure 4 (a) The original image. (b) The noisy image by adding Gaussian noise with $\sigma=15$. (c) The denoised image by using DCT algorithm and (d) the denoised image by using K-SVD. (E) The denoised image by using algorithm Gabor wavelet and (F) the denoised image by using N-NMF



Figure 5 (a) The original image. (b) The noisy image by adding Gaussian noise with $\sigma=25$. (c) The denoised image by using DCT algorithm and (d) the denoised image by using K-SVD.

(E) The denoised image by using algorithm Gabor wavelet and (F) the denoised image by using N-NMF

PSNR		DCT	K-SVD	Gabor	Log-Gabor
Sigma = 15	(Barbara)	31.6451	32.4082	30.6316	30.7359
	(Lena)	33.4024	33.7369	33.3922	33.3637
Sigma = 20	(Barbara)	29.9527	30.8145	29.2111	29.1106
	(Lena)	31.9886	32.4618	32.0571	32.0253
Sigma = 25	(Barbara)	28.6046	29.5540	27.7520	27.8415
	(Lena)	30.8926	31.3833	30.9046	30.9480
Sigma = 30	(Barbara)	27.5846	28.5568	27.0104	26.9122
	(Lena)	29.9652	30.4453	30.0192	30.0304
Sigma = 40	(Barbara)	25.9533	26.8214	25.5091	25.5054
	(Lena)	28.5516	29.0562	28.6219	28.6253
Sigma = 50	(Barbara)	24.8023	25.5081	24.4021	24.4170
	(Lena)	27.5584	27.9332	27.5474	27.5428

6. Discussion and conclusion

In this paper, we address the image denoising problem based on sparse coding over an over-complete dictionary. Based on the fact that both nonnegative and sparse decompositions of data are often either desirable or necessary when the underlying components have a physical interpretation, which implies on real images. We presented an algorithm N-NMF, which used the technique of learning the dictionary to be suitable for representing the important component in the image by using the nonnegative matrix factorization technique for updating the dictionary in the learning process and using approximate matching pursuit algorithm for finding the sparse coding of the data based on the current dictionary. Experimental results show satisfactory recovering of the source image. Future theoretical work on the general behavior of this algorithm is on our further research agenda.

Reference

- [1] El-Henawy, I., El-Areef, T., and Karawia A.(2003). "On wavelets applications in medical image denoising", *Machine Graphics & Vision International Journal*, vol. 12, no. 3, pp. 393-404.
- [2] Janaki Sivakumar, K. Thangavel, P. Saravanan 2012. "Computed radiography skull

image enhancement using Wiener filter", *Pattern Recognition Informatics and Medical Engineering (PRIME), International Conference on*, 307-311

- [3] R. M. Farouk and H. A. Khalil. "Image Denoising based on Sparse Representation and Non-Negative Matrix Factorization" *Life Science Journal*,9(2), 2012.
- [4] R.M. Farouk, M. E. Abd El-aziz, M Aly, "Medical Image Denoising based on Log-Gabor Wavelet Dictionary and K-SVD Algorithm" *International Journal of Computer Applications* (0975 – 8887): 141, 2016.
- [5] Jean-Luc, S., E. J. Candes, et al. (2002). "The curvelet transform for image denoising." *IEEE Transactions on Image Processing* **11**: 670-684.
- [6] Liu, Z. and H. Xu (2008). "Image Denoising with Nonsampled Wavelet-Based Contourlet Transform", *Fifth International Conference on Fuzzy Systems and Knowledge Discovery*: 301-305.

- [7] M.Aharon, M.Elad, et al. (2006). "The K-SVD: an algorithm for designing of overcomplete dictionaries for sparse representation.", *IEEE Transaction on Signal Processing* **54**(11): 4311–4322.
- [8] M.Elad and M.Aharon (2006). "Image denoising via sparse and redundant representations over learned dictionaries.", *IEEE Transaction on Image Processing* **15**: 3736–3745.
- [9] A.Foi, V.Katkovnik, et al. (2007). "Pointwise shape-adaptive DCT for high quality denoising", *Life Science Journal*, 2012;9(x) <http://www.lifesciencesite.com>
<http://www.lifesciencesite.com> editor@ 341 Life Science Journal.org and deblocking of grayscale and color images." *IEEE Transaction on Image Processing* **16**(5).
- [10] Zhang, L., W. Dong, et al. (2010). "Two-stage image denoising by principal component analysis with local pixel grouping.", *Pattern Recognition* **43**: 1531-1549.
- [11] Lee, D. D. and H. S. Seung (1999). "Learning of the parts of objects by non-negative matrix factorization.", *Nature* **401**: 788–791.
- [12] Lee, D. D. and H. S. Seung (2001). "Algorithms for Nonnegative Matrix Factorization.", *Advances in Neural Information Processing Systems* **13**: 556-562.
- [13] Neff, R. and A. Zakhor (1995). "Matching Pursuit Video Coding at Very Low Bit Rates Data Compression", Snowbird, UT, USA.
- [14] Naperville Imaging Center, <http://www.napervilleimaging.com/mri-naperville-imaging-center-chicago-il.html> accessed on March 2015.
- [15] <http://www.cl.cam.ac.uk/research/dtg/at-tarchive/facedatabase.html>