

# Time Series Modeling on Dynamic Networks

J. Krampe<sup>1</sup>

<sup>1</sup> TU Braunschweig; j.krampe@tu-bs.de

## Abstract

We consider multivariate time series on dynamic networks with a fixed number of vertices. Each component of the time series is assigned to a vertex of the underlying network. The dependency of the various components of the time series is modeled dynamically by means of the edges. We make use of a multivariate doubly stochastic time series framework, that is we assume linear processes for which the coefficient matrices are stochastic processes themselves. We explicitly allow for dependence in the dynamics of the coefficient matrices, including of course an i.i.d. structure as is typically assumed in random coefficients models. Autoregressive moving average models are defined in this framework and stationarity conditions are discussed for network autoregressive models. Estimators of the parameters are discussed for various parameterizations of such network autoregressive models and how this can be used to forecast such a process. The finite sample behavior of the forecast approach is investigated and a real data example is presented.

## 1 Introduction

Consider a vertex-labeled network with  $d$  vertices  $V = \{1, \dots, d\}$ . The number of vertices is fixed over time, whereas, the edges are time dependent. Thus, over time edges may vanish or new ones may appear. Throughout this work, directed edges are considered and multi-edges can occur. Such a dynamic network with a fixed number of vertices can be described by a time dependent adjacency matrix, here denoted by  $\mathbf{Ad} = \{Ad_t, t \in \mathbb{Z}\}$ , where  $Ad_t$  is  $\mathbb{N}_0^{d \times d}$ -valued and  $Ad_{t,ij}$  gives the number of edges at time  $t$  from vertex  $i$  to vertex  $j$ . The notation  $X_{t,ij}$  is used here for the  $i$ -th entry of the  $j$ -th row of  $X_t$ . It is considered that the network is driven by some random process, hence, the corresponding adjacency matrix process  $\mathbf{Ad}$  is a stochastic process. Such networks could describe social networks, where some actors (e.g. persons) are represented by the vertices and these actors have some form of relation (e.g. friendship, communication) which is represented by the edges, see for instance Hanneke and Xing (2007); Morris and Kretzschmar (1997). Since these relations could change over time, the corresponding network is considered as dynamic. Social media networks such as *Facebook* or *Twitter* are examples for dynamic networks. The actors in such networks often possess attributes. These attributes can be static (e.g. a person's name or birthday) or dynamic (e.g. personal income, time a person does sports or political views). These dynamic attributes may be affected by the attributes of other actors, especially by actors with which the considered actor is connected. Such an attribute is denoted as a network-influenced attribute. In this work the dynamic attributes are denoted by a  $d$ -dimensional time series  $\underline{\mathbf{X}} = \{\underline{X}_t, t \in \mathbb{Z}\}$ , where each component of the time series is assigned to a vertex (actor) of the underlying network. In the social-economical literature the influence of connected actors on the attributes is denoted as peer effects, see Goldsmith-Pinkham and Imbens (2013); Manski (1993).

In this work the focus is on the network-influenced attributes and not on the network itself. Consequently, this work is not about modeling a dynamic network. For modeling these dynamic networks, many models for static networks have been extended to the dynamic case as it is done by Hanneke et al. (2010); Krivitsky and Handcock (2014) for the Exponential Random Graph Models (ERGM), see Section 6.5 in Kolaczyk (2009), or by Xu (2015) for the stochastic block model (SBM), see Goldenberg et al. (2010). This work gives a framework which models the network-influenced dynamic attributes, that means modeling a time series on a dynamic network in which the edges influence the dependency of the time series. Knight et al. (2016); Zhu et al. (2017) have considered these network-influenced attributes for non-random edges, which mainly covers static networks. In the context of a static network, network-influenced attributes can be considered as an *ordinary* multivariate time series with additional information and can be modeled by using vector autoregressive (VAR) models, see Lütkepohl (2007, Chapter 2). However, VAR models have many parameters which is why Knight et al. (2016); Zhu et al. (2017) focus on how to use the network structure to reduce the number of parameters so that high dimensions become feasible. In contrast, this work deals with a random network structure and

consequently the process  $\underline{\mathbf{X}}$  cannot be modeled appropriately by using VAR models. That is why we make use of a multivariate doubly stochastic time series framework. That is, we consider linear processes or autoregressive models in which the coefficient matrices are stochastic processes themselves. Doubly stochastic time series models were introduced in Tjøstheim (1986). In this work, a slightly different notion more similar to the one of Pourahmadi (1986, 1988) is used.

This paper is structured as follows. In section 2 time series on dynamic networks are defined and some basic properties are given. In section 3 the focus is on statistical results; for instance, estimation of a network AR(1) and its usage to forecast is discussed. Some of the forecasting results are underlined by a simulation study which is given in section 4. A real data example is given in section 5. Proofs can be found in section 7. Figures S1 to S3 can be found in the supplementary material given at [https://www.tu-braunschweig.de/Medien-DB/stochastik/tsmnet\\_arxiv\\_sup.pdf](https://www.tu-braunschweig.de/Medien-DB/stochastik/tsmnet_arxiv_sup.pdf).

## 2 Time Series Modeling on Dynamic Networks

Recall that the dynamic network with  $d$  vertices is described by the  $\mathbb{R}^{d \times d}$ -valued stochastic process  $\mathbf{Ad} := \{Ad_t, t \in \mathbb{Z}\}$ . As mentioned before, the doubly stochastic framework is used to model the time series  $\underline{\mathbf{X}} := \{\underline{X}_t, t \in \mathbb{Z}\}$  on the random network  $\mathbf{Ad}$ . That means, besides some innovation process  $\underline{\varepsilon} := \{\underline{\varepsilon}_t, t \in \mathbb{Z}\}$ , the time series is also driven by the stochastic process  $\mathbf{Ad}$ . Furthermore, it is considered that the underlying network  $\mathbf{Ad}$  is strictly stationary in order to get a stationary process  $\underline{\mathbf{X}}$ . Since some interesting features come only into play if non-centered innovations are considered, the innovations possess a mean  $\underline{\mu} \in \mathbb{R}^d$ . The induced norms are used as matrix norms, i.e.,  $\|A\| = \sup_{\|x\|=1} \|Ax\|$ . If not stated otherwise, the  $L_2$ -norm is used. The main process structure of  $\underline{\mathbf{X}}$  is defined as follows:

**Definition 2.1.** *Let  $\mathbf{Ad}$  be a  $\mathbb{R}^{d \times d}$ -valued, strictly stationary stochastic process and let  $f_j : \mathbb{R}^{(d \times d)^j} \rightarrow \mathbb{R}^{d \times d}$  be measurable functions. Furthermore, let  $\underline{\varepsilon}$  be an i.i.d. sequence of  $\mathbb{R}^d$ -valued random vectors with  $E\underline{\varepsilon}_1 = \underline{\mu} \in \mathbb{R}^d$ ,  $\text{Var}\underline{\varepsilon}_1 = \Sigma$  (positive definite and  $\|\Sigma\| < \infty$ ), and  $\underline{\varepsilon}$  and  $\mathbf{Ad}$  are mutually independent. If the following  $L_2$ -limit exists,*

$$\underline{X}_t = \sum_{j=1}^{\infty} f_j(Ad_{t-1}, \dots, Ad_{t-j})\underline{\varepsilon}_{t-j} + \underline{\varepsilon}_t =: \sum_{j=1}^{\infty} B_{t,j}\underline{\varepsilon}_{t-j} + \underline{\varepsilon}_t, \quad (1)$$

we denote the process given by  $\underline{\mathbf{X}} = \{\underline{X}_t, t \in \mathbb{Z}\}$  a (doubly stochastic) network linear process (DSNLP).

Let  $p, q \in \mathbb{N}$  and  $f_j : \mathbb{R}^{(d \times d)^j} \rightarrow \mathbb{R}^{d \times d}$ ,  $g_s : \mathbb{R}^{(d \times d)^s} \rightarrow \mathbb{R}^{d \times d}$ ,  $j = 1, \dots, p$ ,  $s = 1, \dots, q$  be measurable functions. A process  $\underline{\mathbf{X}}$  fulfilling equation (2) is denoted as a (doubly stochastic) network autoregressive moving average process of order  $(p, q)$  (DSNARMA( $p, q$ ))

$$\underline{X}_t = \sum_{j=1}^p f_j(Ad_{t-1}, \dots, Ad_{t-j})\underline{X}_{t-j} + \sum_{s=1}^q g_s(Ad_{t-1}, \dots, Ad_{t-s})\underline{\varepsilon}_{t-s} + \underline{\varepsilon}_t. \quad (2)$$

The notation  $\underline{X}_t = \sum_{j=0}^{\infty} B_{t,j}\underline{\varepsilon}_{t-j}$ , where  $B_{\cdot,0} \equiv I_d$  and  $B_{t,j} = f_j(Ad_{t-1}, \dots, Ad_{t-j})$ , is used to simplify the notation of DSNLP. Notice that  $B_{\cdot,j}$  is a stochastic process and independent of  $\underline{\varepsilon}$ . Defining this with a stochastic process  $\mathbf{B}$  not necessarily generated by a random network process leads to doubly stochastic linear processes. For such processes similar results can be established. Since this work focuses on networks, the focus is on doubly stochastic network processes.

There is no single feasible model which covers all kinds of dynamic networks. Instead, there exist several models and each of them is suitable for a specific kind of network. The intuition behind the assumption that  $\underline{\varepsilon}$  and  $\mathbf{Ad}$  are mutually independent is that the time series can be modeled regardless of what network is underneath. Thus, it does not matter if its a sparse or dense network or if it has properties like small-world-network. In this work, apart from a mixing condition, the dynamic network does not need to fulfill any further conditions. Hence, this assumption gives flexibility in a way that the time series and the dynamic network can be modeled separately. One is not fixed to one specific network model as it would be the case for a jointly modeling approach. Instead, the idea is that the approach describe here is used to model the time series and one of the several models for dynamic networks can be used to model the network. However, this assumption is more restrictive. It implies that the influence between the network and the time series  $\underline{\mathbf{X}}$  is unidirectional;  $\mathbf{Ad}$  can influence  $\underline{\mathbf{X}}$ , however,  $\mathbf{Ad}$  is not influenced by  $\underline{\mathbf{X}}$ . Some real life examples may violate this assumption. For instance, when considering the

influence of peers on obesity, Christakis and Fowler (2007) or grades, Goldsmith-Pinkham and Imbens (2013), the influence can go both ways. But if shorter periods are considered, the influence of  $\underline{\mathbf{X}}$  on  $\mathbf{Ad}$  may not come into play. Furthermore, restricting peers to relatives as it is done in the work of Christakis and Fowler (2007) it seems reasonable to assume that one's properties like obesity or grades do not influence one's relatives, hence  $\underline{\mathbf{X}}$  does not influence  $\mathbf{Ad}$ .

If  $\mathbf{Ad}$  is a deterministic sequence the DSNARMA are closely related to time-varying ARMA models, which, for instance, are used in the locally stationary framework; see Dahlhaus et al. (1999); Wiesel et al. (2013). Furthermore, if  $\mathbf{Ad}$  is i.i.d. the doubly stochastic framework reduces to the framework of random coefficient models, see for instance Nicholls and Quinn (1982) and for the multivariate setting Nicholls and Quinn (1981). However, assuming independence between different time-points for the process  $\mathbf{Ad}$ , seems to be inappropriate in the framework of dynamic networks. Some form of influence of the recent history seems to be more reasonable, see Hanneke and Xing (2007). As already mentioned, the focus is not on modeling the network, which is why the dependence structure of the network is not further specified here. However, in order to derive statistical results, the dependence structure needs to be restricted and we consider  $\alpha$ -mixing (see section 3 for details). Since the innovation process  $\underline{\varepsilon}$  and the network process  $\mathbf{Ad}$  are independent, and both are stationary, it is an arbitrary choice at which time point the network process is used to define  $\underline{\mathbf{X}}_t$ . Thus, a process given by  $\underline{\mathbf{X}}_t = \sum_{j=1}^p f_j(Ad_t, \dots, Ad_{t+1-j})\underline{\mathbf{X}}_{t-j} + \sum_{s=1}^q g_s(Ad_t, \dots, Ad_{t+1-s})\underline{\varepsilon}_{t-s} + \underline{\varepsilon}_t$  has the same properties. The only difference is the interpretation. Thus, when choosing a definition, one has to answer: 'Does the current network determine how recent effects influence the process. Or does the network, which was present when recent effects occurred, determine how recent effects influence the process?' If not stated otherwise, we follow the latter interpretation and use the corresponding Definition 2. Since directed edges are considered, two natural dependence concepts occur; the concept that the influence goes in direction with the edge and vice versa. The general definition of DSNLP and DSNARMA can handle both concepts, however, the model given by (3) as well as the models specified in section 3 are defined in the sense that the influence goes in edge direction. That means, if social media data such as from *Twitter* is considered, a person  $j$  could be influenced by the persons whom  $j$  follows. Thus, these persons would have a directed edge to  $j$ . It is also possible to define it the other way around, see Wasserman and Faust (1994). However, if  $\underline{\mathbf{X}}$  represents flow in a network, such as traffic amount at given locations, it seems more appropriate to define the influence in direction of the flow, thus, of the edges.

Consider the following example for the functions  $f_j$  and  $g_j$  in Definition (1). The component-wise multiplication of  $\mathbb{R}^{d \times d}$  matrices is denoted by  $\otimes$ , thus, for  $A, B \in \mathbb{R}^{d \times d}$ ,  $A \otimes B = (a_{ij}b_{ij})_{i,j=1,\dots,d}$ . Let  $\alpha_j \in \mathbb{R}^{n \times n}$ ,  $j = 1, \dots, p$ ,  $\beta_j \in \mathbb{R}^{n \times n}$ ,  $j = 1, \dots, q$ ,  $p, q \in \mathbb{N}$ . With  $f_j(Ad_{t-1}, \dots, Ad_{t-j}) = (\alpha_j \otimes Ad_{t-j})^\top$ ,  $j = 1, \dots, p$  and  $g_s(Ad_{t-1}, \dots, Ad_{t-s}) = (\beta_j \otimes Ad_{t-s})^\top$ ,  $j = 1, \dots, q$  we get the following (doubly stochastic) network autoregressive moving average process of order  $(p, q)$

$$\underline{\mathbf{X}}_t = \sum_{j=1}^p (\alpha_j \otimes Ad_{t-j})^\top \underline{\mathbf{X}}_{t-j} + \sum_{j=1}^q (\beta_j \otimes Ad_{t-j})^\top \underline{\varepsilon}_{t-j} + \underline{\varepsilon}_t \quad (3)$$

In this model, the 'influence' between components is in direction with the edges and each edge is given a weight. Since  $Ad_{t,ij} = 1$  indicates that an edge from  $i$  to  $j$  is present, we work here with  $Ad_t^\top$ . This model (3) is inspired by Knight et al. (2016) and it coincides with the definition of network autoregressive (moving average) process of order  $(p, q)$  with neighborhood order 1 for all lags, see Knight et al. (2016). Higher neighborhood orders can be achieved by using more than one adjacency matrix at a time.

In the following Lemma we specify conditions which ensure stationarity of DSNLPs:

**Lemma 2.2.** *Let  $\underline{\mathbf{X}}$  be a doubly stochastic linear process as defined in (1). If*

$$i) \sum_{s=0}^{\infty} (E|B_{j,s+1}\Sigma B_{0,s}^\top|) + \sum_{s_1=0}^{\infty} \sum_{s_2=0}^{\infty} |Cov(B_{j,s_1}\underline{\mu}, B_{l,s_2}\underline{\mu})| < \infty \text{ for all } j, l \in \mathbb{N} \text{ (component-wise)}$$

$$ii) \sum_{s=0}^{\infty} (E|B_{0,s}|) < \infty \text{ (component-wise),}$$

*is fulfilled, then  $\underline{\mathbf{X}}_t = \lim_{q \rightarrow \infty} \sum_{j=0}^q B_{t,j}\underline{\varepsilon}_{t-j}$  converges component-wise in the  $L_2$ -Limit and the autocovariance function is given by  $\Gamma_X(h) = \Gamma_X(-h)^\top$  and*

$$\Gamma_X(h) = \sum_{s=0}^{\infty} E(B_{h,s+h}\Sigma B_{0,s}^\top) + \sum_{j=0}^{\infty} \sum_{s=0}^{\infty} Cov(B_{h,j}\underline{\mu}, B_{0,s}\underline{\mu}), h \geq 0 \quad (4)$$

and the mean function by  $\underline{\mu}_x = \sum_{j=0}^{\infty} EB_{0,j}\underline{\mu}$ .

The latter term of the autocovariance function,  $\sum_{j=0}^{\infty} \sum_{s=0}^{\infty} \text{Cov}(B_{h,j}\underline{\mu}, B_{0,s}\underline{\mu})$ , comes only into play for non-centered innovations and is driven by the linear dependency structure of the network. Consequently, it can be seen that the linear dependency of the network directly influences the linear dependency of the process  $\underline{\mathbf{X}}$ . As a consequence, even an DSNMA( $q$ ) process may possess a nonzero autocovariance for lags higher than  $q$ . In order to better understand this, consider a small toy example with three vertices and two possible edges, (1, 3) and (2, 3), and only one is present at a time. Let  $\{e_t, t \in \mathbb{Z}\}$  be i.i.d. random variables with uniform distribution on  $[0, 1]$ , i.e.,  $e_1 \sim \mathcal{U}[0, 1]$ . Which edge is present at time  $t$  is given by the random variables  $(e_t)$  in the following way. If  $Ad_{t-1;13} = 1$ , then if  $e_t > 0.05$ , then  $Ad_{t;13} = 1$  else  $Ad_{t;23} = 1$ . If  $Ad_{t-1;13} = 0$  (that means  $Ad_{t-1;23} = 1$ ), then if  $e_t > 0.95$ , then  $Ad_{t;13} = 1$  else  $Ad_{t;23} = 1$ . Consequently, in this network we flip between the edges (1, 3) and (2, 3) and if one edge is present at time  $t$  it is more likely (with probability 0.95) that it is present at time  $t + 1$  than flipping to the other edge. We have dependency between different time points as well as between edges.  $\underline{\varepsilon}_1 \sim \mathcal{N}(\underline{\mu}, I_3)$ , and  $\underline{\mu} = (10, -10, 0)^\top$ . Let  $\underline{\mathbf{X}}$  be given by

$$\underline{X}_t = (Ad_{t-1})^\top \underline{\varepsilon}_{t-1} + \varepsilon_t = (Ad_{t-1})^\top \underline{X}_{t-1} + \underline{\varepsilon}_t, \text{ where } Ad^\top = \begin{pmatrix} 0 & 0 & 0 \\ 0 & 0 & 0 \\ * & * & 0 \end{pmatrix}. \quad (5)$$

Thus,  $\underline{\mathbf{X}}$  is a DSNMA(1) process and the influence goes in direction with the edges. Since no edge goes into vertex 1 or 2,  $\{\underline{X}_{t;1}, t \in \mathbb{Z}\}$  and  $\{\underline{X}_{t;2}, t \in \mathbb{Z}\}$  are white noise. This can be also seen in the autocovariance function which is displayed in its two parts in Figure 1. The left-hand-side figure displays the first part;  $\sum_{s=0}^{\infty} E(B_{h,s+h}\Sigma B_{0,s}^\top)$ . The dependency of the network has no influence on the first part, thus, this part would remain the same if  $\mathbf{Ad}$  is replaced by its expected value. That is why this part of the autocovariance function has the structure one expects from a vector moving average (VMA) process of order 1. The right-hand-side figures display the latter part of the autocovariance function;  $\sum_{j=0}^{\infty} \sum_{s=0}^{\infty} \text{Cov}(B_{h,j}\underline{\mu}, B_{0,s}\underline{\mu})$ . As already mentioned, this part is completely driven by the linear dependence structure of the network. For the two edges, we have the following linear dependency:  $\text{Cov}(Ad_{t+h;23}, Ad_{t;23}) = \text{Cov}(Ad_{t+h;13}, Ad_{t;13}) = 0.9^h/4$ ,  $\text{Cov}(Ad_{t+h;23}, Ad_{t;13}) = \text{Cov}(Ad_{t+h;13}, Ad_{t;23}) = -0.9^h/4$ . This explains the geometric decay in the autocovariance function of the third component of  $\underline{\mathbf{X}}$ , whereas the absolute value of the autocovariance function of the third component is mainly given by the difference of the mean of the innovations of the first two components. Hence, a greater difference of the innovations mean makes it harder to identify the linear dependency between components 1 and 3, or 2 and 3 respectively. In this particular example with mean  $\underline{\mu} = (10, -10, 0)^\top$ , no linear dependency between the different components can be identified for moderate sample sizes. A sample autocorrelation function as well as a realization of the third component of  $\underline{\mathbf{X}}$  is displayed in Figure 2 for a sample size  $n = 500$ . Instead, looking from the perspective of the classical time series analysis, the sample autocorrelation function looks like three uncorrelated components where the first two components are white noises and the third could be an AR(1) process. Hence, this example gives two important aspects to keep in mind: Firstly, the linear dependency of the network can influence the linear dependency of the time series directly. Secondly, the problem that the autocovariance function may not suffice to identify doubly stochastic network models such as DSNAR(1).

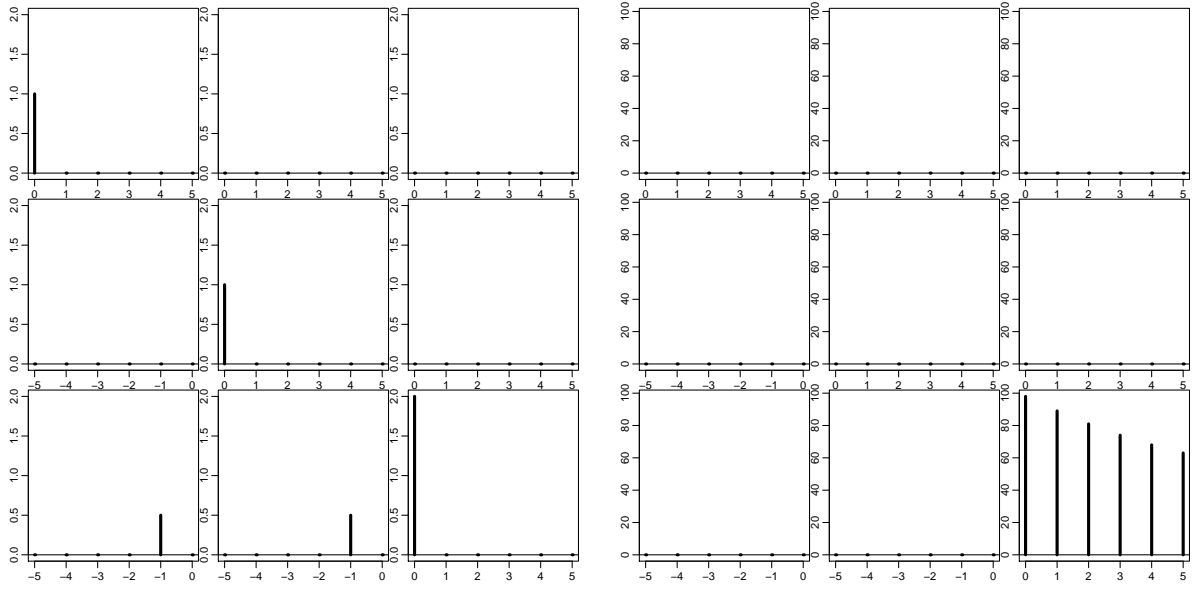


Figure 1: Left-hand-side ( $\sum_{s=0}^{\infty} E(B_{h,s+h} \Sigma B_{0,s}^{\top})$ ; left figure) and right-hand-side ( $\sum_{j=0}^{\infty} \sum_{s=0}^{\infty} \text{Cov}(B_{h,j} \mu, B_{0,s} \mu)$ ; right figure) of the autocovariance function (4) of process (5)

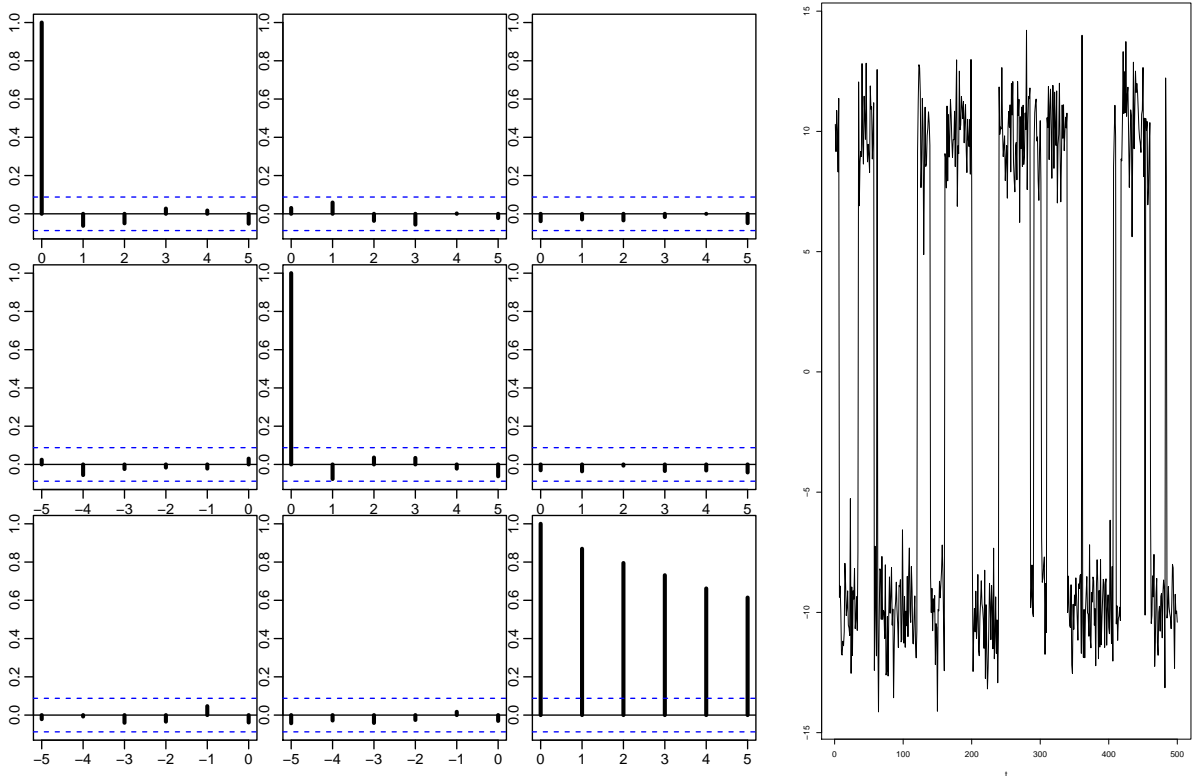


Figure 2: Sample autocorrelation function and realization of the third component of process (5), based on  $n = 500$

In order to give conditions under which there exists a solution of (2), we firstly consider a DSARMA(1,0), a doubly stochastic autoregressive process of order 1, given by  $\underline{X}_t = f(A d_{t-1}) \underline{X}_{t-1} + \underline{\varepsilon}_t$ . In the univariate case Pourahmadi (1988) gives conditions for the existence of a stationary solution of such processes. We transfer his ideas to the multivariate case in the following lemma:

**Lemma 2.3** (Multivariate Version of (Pourahmadi, 1988, Lemma. 2.1)). *Consider a doubly stochastic autoregressive process of order 1, thus, we have*

$$\underline{X}_t = f(Ad_{t-1})\underline{X}_{t-1} + \underline{\varepsilon}_t =: A_{t-1}\underline{X}_{t-1} + \underline{\varepsilon}_t, E\underline{\varepsilon}_1 = \underline{\mu}, \text{Var}\underline{\varepsilon}_1 = \Sigma. \quad (6)$$

A stationary solution of (6) is given by

$$\underline{X}_t = \sum_{j=0}^{\infty} \left[ \prod_{s=1}^j A_{t-s} \right] \underline{\varepsilon}_{t-j} =: \sum_{j=0}^{\infty} B_{t,j} \underline{\varepsilon}_{t-j}, \quad (7)$$

where  $B_{t,0} = \prod_{s=1}^0 A_{t-s} := I_d$ ,  $B_{t,j} = \prod_{s=1}^j A_{t-s} \in \mathbb{N}$ , if (component-wise)

$$\sum_{j=0}^{\infty} E|B_{0,j}| = \sum_{j=0}^{\infty} E \left| \prod_{s=1}^j A_{-s} \right| < \infty, \quad (8)$$

$$\sum_{j=0}^{\infty} E|B_{0,j} \Sigma_d B_{0,j}^\top| = \sum_{j=0}^{\infty} E \left[ \left| \prod_{s=1}^j A_{-s} \Sigma_d \left( \prod_{s=1}^j A_{-s} \right)^\top \right| \right] < \infty. \quad (9)$$

The mean function is then given by  $\sum_{j=0}^{\infty} E \prod_{s=1}^j A_{-s} \underline{\mu} = \sum_{j=0}^{\infty} E B_{0,t} \underline{\mu}$  and the ACF is given by

$$\begin{aligned} \Gamma_X(h) &= \sum_{j=0}^{\infty} E \left[ \left( \prod_{s=1}^{j+h} A_{h-s} \right) \Sigma \left( \prod_{s=1}^j A_{-s} \right)^\top \right] \\ &\quad + \sum_{j_1=0}^{\infty} \sum_{j_2=0}^{\infty} \text{Cov} \left( \prod_{s=1}^{j_1} A_{-s_1} \underline{\mu}, \prod_{s=1}^{j_2} A_{-s_2} \underline{\mu} \right), h \geq 0, \end{aligned}$$

$\Gamma_X(h) = \Gamma_X(-h)^\top$ . The solution 7 fits into the framework of (1).

The conditions (8) and (9) may not be easy to check. That is why the following Lemma gives conditions which ensure (8) and (9):

**Lemma 2.4.** *Let  $A_t = f(Ad_t)$  and  $\mathbf{Ad}$  is  $\alpha$ -mixing. If there exists a  $q \geq 1$  such that*

$$E \log \left\| \prod_{s=1}^q A_{-s} \right\| < 0, \quad (10)$$

then (8) and (9) is fulfilled, hence  $\sum_{j=0}^{\infty} E \left| \prod_{s=1}^j A_{-s} \right| < \infty$  and

$$\sum_{j=0}^{\infty} E \left[ \left| \prod_{s=1}^j A_{-s} \Sigma_d \left( \prod_{s=1}^j A_{-s} \right)^\top \right| \right] < \infty.$$

In the same manner as a VAR( $p$ ) model can be written as an extended VAR(1) model, see (Lütkepohl, 2007, p. 15), a  $d$ -dimensional DSNAR( $p$ ) model can be written as a  $d \times p$ -dimensional DSNAR(1) model. Consider a DSNAR( $p$ ) model given by  $\underline{X}_t = \sum_{j=1}^p f_j(Ad_{t-1}, \dots, Ad_{t-j}) \underline{X}_{t-j}$ . Then define  $Y_t = (\underline{X}_t, \dots, \underline{X}_{t-p+1})^\top$ ,  $\varepsilon'_t = (\underline{\varepsilon}_t, 0, \dots, 0)$ ,  $\tilde{A}d_t = (Ad_t, \dots, Ad_{t-p+1})^\top$  and

$$g(\tilde{A}d_{t-1}) =: \begin{pmatrix} f_1(Ad_{t-1}) & f_2(Ad_{t-1}, Ad_{t-2}) & \dots & f_p(Ad_{t-1}, \dots, Ad_{t-p}) \\ I_d & 0 & \dots & 0 \\ \vdots & \ddots & \vdots & \vdots \\ 0 & 0 & I_d & 0 \end{pmatrix},$$

such that  $Y_t = g(\tilde{A}d_{t-1})Y_{t-1} + \varepsilon'_t$ . We denote the process  $(Y_t)$  as the stacked process. Thus, the results for DSNAR(1) models can be transferred to DSNAR( $p$ ) models. That is why the focus in this work is on DSNAR(1) models.

Some note to the condition (10). Consider the simplify setting that  $(Ad_t)$  is deterministic, thus we consider a simple VAR( $p$ ) process  $X_t = \sum_{j=1}^p A_j X_{t-j} + \varepsilon_t$ . Let the considered VAR( $p$ ) process be stable, which is given if  $\det(I - \sum_{j=1}^p A_j z^j) \neq 0$  for all  $|z| \leq 1$ , see Chapter 2 in Lütkepohl (2007). Let  $\tilde{A}$  be the coefficient matrix of a stacked VAR(1) process. For a stable VAR( $p$ ) process we have that all eigenvalues of  $\tilde{A}$  have modulus less than 1, see Chapter 2 in Lütkepohl (2007). However, for such a stacked coefficient matrix we have that  $\|A\| \not\leq 1$ , see Lemma E.2 in Basu and Michailidis (2015). But, there exists a  $q \geq 1$  such that  $\|A^q\| < 1$ . To see this, let  $Q\Lambda Q^{-1} = \tilde{A}$  be the Jordan canonical form. Furthermore, we have  $A^q = Q\Lambda^q Q^{-1}$  and  $\|\Lambda^q\| = O(\lambda_1^q)$ , where  $\lambda_1 < 1$  is the greatest absolute eigenvalue of  $\tilde{A}$ , see Appendix A.6 in Lütkepohl (2007) for a representation of  $\Lambda^q$ . Since  $\|A^q\| \leq \|Q\| \|Q^{-1}\| \|\Lambda^q\| = O(\lambda_1^q)$ , there exists a  $q$  such that  $\|A^q\| < 1$ . Consequently, Lemma 2.4 is not limited to DSNAR(1) processes and can be also applied to stacked DSNAR( $p$ ) models.

### 3 Statistical Results for Doubly Stochastic Network Processes

Lemma 2.2 gives conditions for the existence of the ACF and the mean function. In the following passage we are interested in estimating these quantities based on observation  $\underline{X}_1, \dots, \underline{X}_n$ . Since the dependency of  $\mathbf{Ad}$  influences the dependency of process  $\underline{X}$ , conditions for the dependency of  $\mathbf{Ad}$  are required to ensure, for instance, an absolutely summable ACF. In order to include many dynamic network models, we are working with an  $\alpha$ -mixing condition of the dependency of  $\mathbf{Ad}$ . This, for instance, includes Markovian dynamic networks, see (Bradley, 2007, Theorem 21.22), such as Temporal ERGMs, see Hanneke et al. (2010). Under the condition that the network process is  $\alpha$ -mixing, consistency and asymptotic normality of the sample mean are shown in the following theorem. Since most ideas of the proofs of Theorem 3.1 and 3.2 can be reused in the network AR(1) estimation, the consistency of the sample mean and the autocovariance function are shown here in such detail. It is referred to Lemma 3.6 for more details to the used moment conditions.

**Theorem 3.1.** *Let  $\underline{X}_t = \sum_{j=0}^{\infty} B_{t,j} \varepsilon_{t-j}$  be an  $\mathbb{R}^{d \times d}$ -valued doubly stochastic network linear process, with the following assumptions*

1.  $B_0 = I_d$ ,  $B_{t,j} = f_j(Ad_t, \dots, Ad_{t-j-1})$ ,  $f_j : \mathbb{R}^{(d \times d)^j} \rightarrow \mathbb{R}^{d \times d}$  and  $f_j$  measurable,  $j \in \mathbb{N}$ .  $\mathbf{Ad}$  is a strictly stationary,  $\mathbb{R}^{d \times d}$ -valued,  $\alpha$ -mixing process fulfilling  $\sum_{n=1}^{\infty} \alpha(\mathbf{Ad}, n) n^3 < \infty$ .
2. The innovations  $\varepsilon$  are  $\mathbb{R}^d$ -valued and i.i.d. with  $E\varepsilon_0 = \underline{\mu}$ ,  $Cov(\varepsilon_0, \varepsilon_0) = \Sigma$ ,  $E|\varepsilon_{0;i_1} \varepsilon_{0;i_2} \varepsilon_{0;i_3} \varepsilon_{0;i_4}| = \kappa_{4;i_1, i_2, i_3, i_4} < \infty$  for all  $i_1, \dots, i_4 = 1, \dots, d$ .  $\varepsilon$  and  $\mathbf{Ad}$  are independent.
3.  $E|B_{0,j;i_1, i_2}|^4 < \infty$  for all  $j \in \mathbb{N}$ ,  $i_1, i_2 = 1, \dots, d$ ,  $\sum_{h \in \mathbb{Z}} \sum_{s_1, s_2=0}^{\infty} |Cov(B_{h,s_1} \underline{\mu}, B_{0,s_2} \underline{\mu})| + \sum_{s=0}^{\infty} |EB_{h,s+h} \Sigma_d B_{0,s}^\top| < \infty$  (component-wise).

Then, the autocovariance function is absolutely summable and is given by  $\Gamma_X(h) = \sum_{s=0}^{\infty} E(B_{h,s+h} \Sigma B_{0,s}^\top) + \sum_{j=0}^{\infty} \sum_{s=0}^{\infty} Cov(B_{h,j} \underline{\mu}, B_{0,s} \underline{\mu})$ ,  $h \geq 0$ ,  $\Gamma(h) = \Gamma(-h)^\top$ . The mean function is given by  $\underline{\mu}_X = \sum_{j=0}^{\infty} EB_{0,j} \underline{\mu}$ . Consider observations  $\underline{X}_1, \dots, \underline{X}_n$ . We have, as  $n \rightarrow \infty$ ,

$$\sqrt{n} \left( \frac{1}{n} \sum_{t=1}^n \underline{X}_t - \underline{\mu}_X \right) = \sqrt{N} \left( \bar{X}_n - \underline{\mu}_X \right) \xrightarrow{D} \mathcal{N} \left( \underline{0}, \sum_{h \in \mathbb{Z}} \Gamma_X(h) \right). \quad (11)$$

In the context of single stochastic linear processes, Assumption 3 is similar to the assumption of dealing with linear processes with absolutely summable coefficients. If the process  $\mathbf{Ad}$  in Assumption 1 is a Markov process, then the mixing condition is fulfilled under moderate conditions, see for instance Theorem 21.22 in Bradley (2007) and notice that  $\phi(\mathcal{A}, \mathcal{B}) \geq \alpha(\mathcal{A}, \mathcal{B})$  for some  $\sigma$ -fields  $\mathcal{A}, \mathcal{B}$ . Under similar conditions as in Theorem 3.1,  $\sqrt{n}$ -consistency of the sample autocovariance can be derived.

**Theorem 3.2.** *Let  $\underline{X}_t = \sum_{j=0}^{\infty} B_{t,j} \varepsilon_{t-j}$  be an  $\mathbb{R}^d$ -valued doubly stochastic network linear process, with the following assumptions*

1.  $B_0 = I_d$ ,  $B_{t,j} = f_j(Ad_t, \dots, Ad_{t-j-1})$ ,  $f_j : \mathbb{R}^{(d \times d)^j} \rightarrow \mathbb{R}^{d \times d}$  and  $f_j$  measurable,  $j \in \mathbb{N}$ .  $\mathbf{Ad}$  is a strictly stationary,  $\mathbb{R}^{d \times d}$ -valued,  $\alpha$ -mixing process fulfilling  $\sum_{n=1}^{\infty} \alpha(\mathbf{Ad}, n)^{1/5} < \infty$ .

2. The innovations  $\underline{\varepsilon}$  are  $\mathbb{R}^d$ -valued and i.i.d. with  $E\underline{\varepsilon}_0 = \underline{\mu}$ ,  $\text{Cov}(\underline{\varepsilon}_0, \underline{\varepsilon}_0) = \Sigma$ ,  $E|\underline{\varepsilon}_{0;i_1}\underline{\varepsilon}_{0;i_2}\underline{\varepsilon}_{0;i_3}\underline{\varepsilon}_{0;i_4}| = \kappa_{4;i_1,i_2,i_3,i_4} < \infty$  for all  $i_1, \dots, i_4 = 1, \dots, d$ .  $\underline{\varepsilon}$  and  $\mathbf{Ad}$  are independent.
3.  $E|B_{0,j;i_1,i_2}|^4 < \infty$  for all  $j \in \mathbb{N}$ ,  $i_1, i_2 = 1, \dots, d$ ,  
 $\sum_{h \in \mathbb{Z}} \sum_{s_1, s_2=0}^{\infty} |\text{Cov}(B_{h,s_1}\underline{\mu}, B_{0,s_2}\underline{\mu})| + \sum_{s=0}^{\infty} |EB_{h,s+h}\Sigma_d B_{0,s}^\top| < \infty$   
(component-wise).
4.  $\sum_{s=0}^{\infty} (E[e_i^\top (B_{h,s}\underline{\mu} - EB_{0,s}\underline{\mu})]^5)^{1/5} + \sum_{s=1}^{\infty} s(E[e_i^\top (B_{h,s}\underline{\varepsilon}_1 - EB_{0,s}\underline{\mu})]^4)^{1/4} < \infty$  for all  $i = 1, \dots, d, h \in \mathbb{Z}$ .

Then, given observations  $\underline{X}_1, \dots, \underline{X}_n$ , the sample autocovariance function  $\widehat{\Gamma}(h) = 1/n \sum_{t=1}^{n-h} (\underline{X}_{t+h} - \bar{X}_n)(\underline{X}_t - \bar{X}_n)^\top$ , where  $\bar{X}_n = 1/n \sum_{t=1}^n \underline{X}_t$ , is a consistent estimator, we have  $\widehat{\Gamma}(h) = \Gamma(h) + \mathcal{O}_P(n^{-1/2})$ .

Theorem 3.2 gives a consistent estimator for the autocovariance function which helps to identify VAR models, however, as seen in the example in section 2, the autocovariance function is not helpful to identify DSNAR models. Nevertheless, in order to forecast doubly stochastic network processes, an estimation of DSNAR models seems helpful. That is why in the following passage the focus is on deriving consistent estimators for DSNAR(1) models. Hence, a DSNAR(1) processes as defined in (2) and given by  $\underline{X} = f(\text{Ad}_{t-1})\underline{X}_{t-1} + \underline{\varepsilon}_t$  is considered. Notice that even if  $\mathbf{Ad}$  is Markovian a DSNAR(1) processes can generally not be written as a Hidden Markov models (HMM). This is because  $\underline{X}$  given  $\mathbf{Ad}$  is not a sequence of conditionally independent variables and cannot be written as a noisy functional of  $\text{Ad}_{t-1}$  only, which is required by a HMM (see Bickel et al. (1998) for details to HMM). Consequently, techniques used for HMM cannot be applied here. Instead, the same setting as in Zhu et al. (2017) is considered, thus, the process  $\underline{X}$  as well as the network  $\mathbf{Ad}$  is observed; we have observations  $\underline{X}_1, \dots, \underline{X}_n$  and  $\text{Ad}_1, \dots, \text{Ad}_n$ . A DSNAR(1) model is given by the measurable function  $f : \mathbb{R}^{d \times d} \rightarrow \mathbb{R}^{d \times d}$  and the mean of the innovations  $\underline{\mu}$ . We consider three different parametrization-settings for  $f$ . Ranging from seeing  $f$  as an arbitrary function to the setting for all edges common parameters. We start here with the general setting that  $f$  is an arbitrary measurable function. This may sound like a nonparametric setting, however if we consider the case that the number of multi-edges is limited then the process  $\mathbf{Ad}$  is discrete and bounded. That is why  $f(\mathbf{Ad})$  has only a finite number  $N$  of possible states. Let the possible states of  $\mathbf{Ad}$  be denoted by  $\tilde{A}d_1, \dots, \tilde{A}d_N$  and  $f(\tilde{A}d_k) =: \alpha_k \in \mathbb{R}^{d \times d}$ ,  $k = 1, \dots, N$ , which reduces the problem to a parametric one. However, the number of parameters can be challenging — we will come back to this later. Let  $R^k = \{r \in \{0, \dots, n-1\} : \text{Ad}_r = \tilde{A}d_k\}$  be the set of indices at which time points the state  $\tilde{A}d_k$  is observed. Then we have  $\underline{X}_{t+1;j} = \sum_{s=1}^d \alpha_{k;j s} \underline{X}_{t;s} + \underline{\varepsilon}_{t;j} = \alpha_{k;j} \cdot \underline{X}_t + \underline{\varepsilon}_{t;j}$ ,  $t \in R^k$ ,  $j = 1, \dots, d$ . The least squares approach is used to derive consistent estimators for  $\alpha_{k;j}$ . as well as  $E\underline{\varepsilon}_{t;j} = \underline{\mu}_j$ . Hence, we have

$$\underset{\hat{\mu}_j, \hat{\alpha}_{k;j}}{\text{argmin}} \sum_{t \in R^k} (\underline{X}_{t+1;j} - \hat{\mu}_j - \hat{\alpha}_{k;j} \cdot \underline{X}_t)^2, j = 1, \dots, d, k = 1, \dots, N. \quad (12)$$

This leads to the following linear system:

$$\sum_{t \in R^k} \begin{pmatrix} \underline{X}_{t+1;j} \underline{X}_t \\ \underline{X}_{t+1;j} \end{pmatrix} = \sum_{t \in R^k} \begin{pmatrix} \underline{X}_t & \underline{X}_t \underline{X}_t^\top \\ 1 & \underline{X}_t^\top \end{pmatrix} \begin{pmatrix} \hat{\mu}_j \\ \hat{\alpha}_{k;j} \end{pmatrix}.$$

By one elementary operation and denoting  $|R^k|^{-1} \sum_{t \in R^k} =: \tilde{\sum}_t$ , we have

$$\begin{pmatrix} \tilde{\sum}_t \underline{X}_{t+1;j} \underline{X}_t - \tilde{\sum}_t \underline{X}_{t+1;j} \tilde{\sum}_t \underline{X}_t \\ \tilde{\sum}_t \underline{X}_{t+1;j} \end{pmatrix} = \begin{pmatrix} 0 & \tilde{\sum}_t \underline{X}_t \underline{X}_t^\top - \tilde{\sum}_t \underline{X}_t \tilde{\sum}_t \underline{X}_t^\top \\ 1 & \tilde{\sum}_t \underline{X}_t^\top \end{pmatrix} \begin{pmatrix} \hat{\mu}_j \\ \hat{\alpha}_{k;j} \end{pmatrix} \quad (13)$$

As can be seen in (13), the method to derive consistent estimators for  $\hat{\mu}_j, \hat{\alpha}_{k;j}$ . is to estimate a somehow localized version of the autocovariance function. Define the conditional covariance as  $\text{Cov}(\underline{X}_{t+h}, \underline{X}_t | \text{Ad}_t = \tilde{A}d_k) = E[(\underline{X}_{t+h} - E(\underline{X}_{t+h} | \text{Ad}_t = \tilde{A}d_k))(\underline{X}_t - E(\underline{X}_t | \text{Ad}_t = \tilde{A}d_k))^\top | \text{Ad}_t = \tilde{A}d_k] =: \Gamma_{\underline{X}_t | \text{Ad}_t = \tilde{A}d_k}(h)$ , where  $E(\underline{X} | \text{Ad}_t = \tilde{A}d_k) = E(\underline{X} \mathbb{1}_{\text{Ad}_t = \tilde{A}d_k}) / P(\text{Ad}_t = \tilde{A}d_k)$  if  $P(\text{Ad}_t = \tilde{A}d_k) > 0$ , else 0. Following similar ideas and conditions as used in Theorem 3.2, as  $n \rightarrow \infty$  and convergence is meant in probability, we obtained

$$|R^k|^{-1} \sum_{t \in R^k} \underline{X}_{t+1;j} \rightarrow E[\underline{X}_1 | \text{Ad}_0 = \tilde{A}d],$$



$$\begin{aligned}
& |R^k|^{-1} \sum_{t \in R^k} \underline{X}_{t;j} \rightarrow E[\underline{X}_0 | Ad_0 = \tilde{A}d], \\
& |R^k|^{-1} \sum_{t \in R^k} \underline{X}_t \underline{X}_t^\top - |R^k|^{-2} \sum_{t_1, t_2 \in R^k} \underline{X}_{t_1} \underline{X}_{t_2}^\top \rightarrow \text{Cov}(\underline{X}_0, \underline{X}_0 | Ad_0 = \tilde{A}d_k), \\
& |R^k|^{-1} \sum_{t \in R^k} \underline{X}_{t+1;j} \underline{X}_t - |R^k|^{-2} \sum_{t_1, t_2 \in R^k} \underline{X}_{t_1+1;j} \underline{X}_{t_2} \rightarrow \text{Cov}(\underline{X}_0, \underline{X}_{1;j} | Ad_0 = \tilde{A}d_k).
\end{aligned}$$

Consistency of the estimators  $(\hat{\mu}_j, \hat{a}_{k;j})$  follows by using similar ideas as in Theorem 3.3. However, the question about the number of parameters remains. For each state a  $d \times d$  matrix needs to be estimated and the number of states can be enormous,  $N = \mathcal{O}((l+1)^{d^2})$ , where  $l$  denotes the number of multi-edges. Even for moderate networks this approach becomes soon infeasible. That is why in order to reduce the possible number of parameters, more structure is imposed on  $f$ . In the above setting  $f$  is an arbitrary function. That means, for a given vertex any change in the network could have a direct effect on the dependence structure of the corresponding time series. However, it may seem reasonable to limit the effects in such a way that only changes 'close' to the given vertex may have a direct effect on the dependence structure of the corresponding time series. For instance, let's say we have  $d$  persons,  $P_1, \dots, P_d$ , who are in this example the vertices and each day is a time point. If two persons talk to each other at a given day, an edge between the corresponding vertices is drawn. A property at time  $t$  of persons  $P_j$  might be directly influenced by the persons with whom  $P_j$  talked at time  $t-1$ . However, it may not affect  $P_j$ 's property at time  $t$  if two other persons talked to each other at time  $t-1$ . Of course, this may affect the property of these persons at time  $t$  which may affect  $P_j$ 's property at time  $t+1$ . This leads to the following assumptions: The time series corresponding to vertex  $j$  is only influenced by  $j$ 's in- and out-edges. This means that the  $j$ -th component is only influenced by the  $j$ -th row and  $j$ -th column of the adjacency matrix process which results in the following structure for  $f$ :

$$f(X) = (g_1(X_{1\cdot}, X_{\cdot 1}), \dots, g_d(X_{d\cdot}, X_{\cdot d}))^\top, g_j : \mathbb{R}^{2d} \rightarrow \mathbb{R}^{1 \times d}. \quad (14)$$

With these assumptions the DSNAR(1) models reads as follows

$$\underline{X}_{t;j} = g_j(Ad_{t-1;j\cdot}, Ad_{t-1;\cdot j}) \underline{X}_{t-1} + \varepsilon_{t;j}, j = 1, \dots, d, t \in \mathbb{Z}. \quad (15)$$

In order to estimate  $g_j$ , the same ideas used to estimate  $f$  under the general setting can be applied. However, for estimating  $g_j$  it is only necessary to condition on the same state of the  $j$ -th row and column of the adjacency matrix. This limits the number of possible states to which it is necessary to condition on. Let  $d_{\text{out}}^*(j) = \sum_{s=1}^d \mathbb{1}_{\{\sup_{t \in \mathbb{Z}} |Ad_{t;j s}| > 0\}} - \mathbb{1}_{\{\inf_{t \in \mathbb{Z}} |Ad_{t;j s}| > 0\}}$  and  $d_{\text{in}}^*(j) = \sum_{s=1}^d \mathbb{1}_{\{\sup_{t \in \mathbb{Z}} |Ad_{t;s j}| > 0\}} - \mathbb{1}_{\{\inf_{t \in \mathbb{Z}} |Ad_{t;s j}| > 0\}}$  be the maximal changes in in-degree and out-degree respectively. The number of parameters for component  $j$  is given by  $\alpha_{j,1}, \dots, \alpha_{j,N_j} \in \mathbb{R}^d$ ,  $N_j = \mathcal{O}(l^{d_{\text{out}}^*(j)} + d_{\text{in}}^*(j))$ . For moderate-varying networks this could reduce the number of parameters dramatically. Larger networks usually come together with some form of sparsity, see for instance examples in Section 3.5 in Kolaczyk (2009). This means that a vertex has only a connection to a small fraction of the other vertices. Consequently, a further reasonable assumption could be to assume that only connections have an influence on the vertex' time series. In the example with persons  $P_1, \dots, P_d$  this means that  $P_j$ 's property at time  $t$  is only affected by persons to whom  $P_j$  talked at time  $t-1$ ; but not by persons to whom  $P_j$  did not talk at time  $t-1$ . Thus, for state  $Ad_{k;j\cdot}, Ad_{k;\cdot j}$  define  $S_k^j = \{s \in \{1, \dots, d\} : \tilde{A}d_{k;j s} \neq 0 \text{ or } \tilde{A}d_{k;s j} \neq 0\}$ , then the assumptions reads as

$$g_{j;s}(Ad_{k;j\cdot}, Ad_{k;\cdot j}) = 0 \text{ for all } s \notin S_k^j. \quad (16)$$

Especially for sparse networks, this highly reduces the number of parameters. We have  $\sum_{j=1}^d \sum_{k=1}^{N_j} |S_k^j| \leq \sum_{j=1}^d ((d_{\text{out}}^*(j) + d_{\text{in}}^*(j))^{d_{\text{out}}^*(j)} + d_{\text{in}}^*(j))$  parameters for  $f$  and  $d$  for  $\mu$ . As mentioned above, consistency of the estimators can be derived in the same manner without these assumptions leading to the general setting discussed above. However, since the general settings is usually infeasible, it is not presented in a theorem here. The following theorem summarizes the results under the assumptions (14) and (16):

**Theorem 3.3.** *Let  $\underline{X}$  be a DSNAR(1) given by  $\underline{X}_t = f(Ad_{t-1}) \underline{X}_{t-1} + \varepsilon_t, t \in \mathbb{Z}$ , and  $X_0, \dots, X_n$  and  $Ad_0, \dots, Ad_{n-1}$  are observed. Furthermore, let for  $j \in \{1, \dots, d\}$   $(\tilde{A}d_{k;j\cdot}, \tilde{A}d_{k;\cdot j})$  be a given state of the adjacency matrix process  $\mathbf{Ad}$  with  $\sum_{t=0}^{n-1} \mathbb{1}_{\{Ad_{t;j\cdot} = \tilde{A}d_{k;j\cdot}, Ad_{t;\cdot j} = \tilde{A}d_{k;\cdot j}\}} > 0$ . The process  $\underline{X}$  fulfills the following conditions:*

i)  $\mathbf{Ad}$  is a strictly stationary,  $\{0, \dots, l\}^{d \times d}$ -valued,  $l \in \mathbb{N}$  fixed,  $\alpha$ -mixing process fulfilling  $\sum_{n=1}^{\infty} \alpha(\mathbf{Ad}, n)^{1/5} < \infty$ .

ii) The innovations  $\underline{\varepsilon}$  are  $\mathbb{R}^d$ -valued and i.i.d. with  $E\underline{\varepsilon}_0 = \underline{\mu}$ ,  $\text{Cov}(\underline{\varepsilon}_0, \underline{\varepsilon}_0) = \Sigma_d$ ,  $E\underline{\varepsilon}_{0;i_1}\underline{\varepsilon}_{0;i_2}\underline{\varepsilon}_{0;i_3}\underline{\varepsilon}_{0;i_4} = \kappa_{4;i_1,i_2,i_3,i_4} < \infty$  for all  $i_1, \dots, i_4 = 1, \dots, d$ .  $\underline{\varepsilon}$  and  $\mathbf{Ad}$  are independent.

iii) Set  $B_0 = I_d$ ,  $B_{t,j} = \prod_{s=1}^j f(Ad_{t-s})$ .  $E|B_{0,j;i_1,i_2}|^4 < \infty$  for all  $j \in \mathbb{N}$ ,  $i_1, i_2 = 1, \dots, d$ ,  $\sum_{h \in \mathbb{Z}} \sum_{s_1, s_2=0}^{\infty} |\text{Cov}(B_{h,s_1}\underline{\mu}, B_{0,s_2}\underline{\mu})| + \sum_{s=0}^{\infty} |EB_{h,s+h}\Sigma_d B_{0,s}^\top| < \infty$  (component-wise).

iv)  $\sum_{s=0}^{\infty} \left( E|e_i^\top (B_{0,s}\underline{\mu} - EB_{0,s}\underline{\mu})|^5 \right)^{1/5} + s \left( E[e_i^\top (B_{0,s}\underline{\varepsilon}_1 - EB_{0,s}\underline{\mu})]^4 \right)^{1/4} < \infty$  for all  $i = 1, \dots, d$

v) The measurable function  $f : \mathbb{R}^{d \times d} \rightarrow \mathbb{R}^{d \times d}$  fulfills  $f(X) = (g_1(X_1, X_1), \dots, g_d(X_d, X_d))^\top$ , where  $g_j : \mathbb{R}^{2d} \rightarrow \mathbb{R}^{1 \times d}$ ,  $j = 1, \dots, d$ .

vi) For all  $j = 1, \dots, d$  if the  $l$ -th and  $l+d$ -th components of the argument of  $g_j$  are zero, then the  $l$ -th component of  $g_j$  is zero, i.e.,  $g_j(x_1, \dots, x_{l-1}, 0, x_{l+1}, \dots, x_{d+l-1}, 0, x_{d+l+1}, \dots, x_{2d}) = (y_1, \dots, y_{l-1}, 0, y_{l+1}, y_d)^\top$

Let  $g_j(\tilde{A}d_{k;j}, \tilde{A}d_{k;j}) = a_{j,k}$  be the quantity of interest. Define  $R_k^j = \{r \in \{0, \dots, n-1\} : Ad_{r;j} = \tilde{A}d_{k;j}\}$  and  $Ad_{r;j} = \tilde{A}d_{k;j}$  and  $S_k^j = \{s \in \{1, \dots, d\} : \tilde{A}d_{k;j}s \neq 0 \text{ or } \tilde{A}d_{k;s}j \neq 0\}$ . Then the process  $\underline{X}$  fulfills the equation  $\underline{X}_{t+1;j} = \sum_{s \in S_k^j} a_{j,k;s} \underline{X}_{t;s} + \underline{\varepsilon}_{t+1;j}$ ,  $t \in R_k^j$ , which results from using the least squares approach in the following linear system:

$$\begin{aligned} & \left( \sum_{r \in R_k^j} (\underline{X}_{r;s_1} - \frac{1}{|R_k^j|} \sum_{v \in R_k^j} \underline{X}_{v;s_1})_{s_1 \in S_k^j} (\underline{X}_{r;s_2} - \frac{1}{|R_k^j|} \sum_{v \in R_k^j} \underline{X}_{v;s_2})_{s_2 \in S_k^j}^\top \right) (\tilde{\alpha}_{j,k;s})_{s \in S_k^j} \\ & = \left( \sum_{r \in R_k^j} (\underline{X}_{r+1;j} - \frac{1}{|R_k^j|} \sum_{v \in R_k^j} \underline{X}_{v+1;j}) (\underline{X}_{r;s} - \frac{1}{|R_k^j|} \sum_{v \in R_k^j} \underline{X}_{v;s})_{s \in S_k^j} \right). \end{aligned}$$

The estimator  $\hat{\alpha}_{j,k} \in \mathbb{R}^d$  is defined by  $\hat{\alpha}_{j,k;s} = \tilde{\alpha}_{j,k;s}$  if  $s \in S_k^j$  and  $\hat{\alpha}_{j,k;s} = 0$  if  $s \notin S_k^j$ . Under the assumptions i) to vi) we have  $\hat{\alpha}_{j,k} = \alpha_{j,k} + \mathcal{O}_P((nP(Ad_{1;j} = \tilde{A}d_{k;j}, Ad_{1;j} = \tilde{A}d_{k;j}))^{-1/2})$  for all  $j = 1, \dots, d, k = 0, \dots, n-1$ . Furthermore,  $\hat{\underline{\mu}}_j = \frac{1}{|R_k^j|} \sum_{r \in R_k^j} \underline{X}_{r+1;j} - \tilde{\alpha}_{j,k} \underline{X}_r = \underline{\mu}_j + \mathcal{O}_P((nP(Ad_{1;j} = \tilde{A}d_{k;j}, Ad_{1;j} = \tilde{A}d_{k;j}))^{-1/2})$ .

The results of Theorem 3.3 can be used to forecast the process  $\underline{X}$ , where  $\underline{X}_t = f(Ad_{t-1})^\top \underline{X}_t + \underline{\varepsilon}_t$ . In order to forecast  $\underline{X}_{n+1}$ , it is only necessary to estimate  $f$  at the state of  $Ad_n$ , here denoted by  $\tilde{A}d_n$  with  $f(\tilde{A}d_n) = (\alpha_{1,n}, \dots, \alpha_{d,n})^\top$ . If  $Ad_n$  is observed,  $\underline{X}_{n+1}$  can be forecasted by  $\hat{\underline{X}}_{n+1}^{(1)} = \left( \sum_{s \in S_n^j} \hat{\alpha}_{j,n;s} \underline{X}_{n;s} \right)_{j=1, \dots, d} + \hat{\underline{\mu}}$ . Since the innovation process is i.i.d.,  $\hat{\alpha}_{j,n} = \alpha_{j,n} + \mathcal{O}_P((nP(Ad_{1;j} = \tilde{A}d_{k;j}, Ad_{1;j} = \tilde{A}d_{k;j}))^{-1/2})$ , and  $\hat{\underline{\mu}} = \underline{\mu} + \mathcal{O}_P((nP(Ad_{1;j} = \tilde{A}d_{k;j}, Ad_{1;j} = \tilde{A}d_{k;j}))^{-1/2})$ , we have  $E[(\underline{X}_{n+1} - \hat{\underline{X}}_{n+1}^{(1)})(\underline{X}_{n+1} - \hat{\underline{X}}_{n+1}^{(1)})^\top | (Ad_n, \underline{X}_n)] = \text{Var}((\hat{\alpha}_{j,n} - \alpha_{j,n})_{j=1, \dots, d} \underline{X}_n + \underline{\varepsilon}_{n+1} - \hat{\underline{\mu}} | (Ad_n, \underline{X}_n)) = \mathcal{O}_P((nP(Ad_{1;j} = \tilde{A}d_{k;j}, Ad_{1;j} = \tilde{A}d_{k;j}))^{-1/2}) + \Sigma$ . If  $Ad_n$  is not observed,  $Ad_n$  itself needs to be predicted first. For instance, if  $\mathbf{Ad}$  is Markovian, a prediction using an estimated transition matrix based on  $Ad_0, \dots, Ad_{n-1}$  may be possible.

Even though these two assumptions decrease the number of parameters, this approach is not feasible for large networks. The estimation error for each state of the adjacency matrix is of the order  $\mathcal{O}((nP(Ad_{1;j} = \tilde{A}d_{k;j}, Ad_{1;j} = \tilde{A}d_{k;j}))^{-1/2})$ . Since the number of states can grow faster than a polynomial growth, the probability to observe a given state,  $P(Ad_{1;j} = \tilde{A}d_{k;j}, Ad_{1;j} = \tilde{A}d_{k;j})$ , may decrease faster than polynomially. Thus, the number of observations needed to get adequate results could be of exponential order to the number of vertices. That is why a different approach is presented in the following: The previous approach considered  $f$  as an arbitrary measurable function, whereas the following approaches will parametrize  $f$ . First, consider the setting of (3). Thus, each edge gets a fixed parameter resulting in the following representation of the DSNAR(1) model:  $\underline{X}_t = (\alpha \otimes Ad_{t-1})^\top \underline{X}_{t-1} + \underline{\varepsilon}_t$ ,  $t \in \mathbb{Z}$ . This results in only  $\sum_{j=1}^d \sum_{s=1}^d \mathbb{1}_{\{\sup_{t \in \mathbb{Z}} |Ad_{t;js}| > 0\}} \leq d^2$  parameters for  $f$ . Since in sparse networks the

number of edges grows linearly with the number of vertices, this model can be parameterized in sparse networks with  $\mathcal{O}(d)$  parameters. Again, the least squares approach is used to derive consistent estimators for  $\alpha$  and  $\underline{\mu}$ . However, an important difference to the estimation in Theorem 3.3 is that for this model a global approach can be used. With this parameterization of  $f$  the influence of each edge does not depend on the state of the adjacency matrix. That is why in contrast to the estimation in Theorem 3.3, it is not necessary to condition on a given state of the adjacency matrix. Since all observations can be used, this results in a more stable estimation. Consider we have the observations  $X_0, \dots, X_n$  and  $Ad_0, \dots, Ad_{n-1}$  and  $\underline{\mathbf{X}}$  is given by

$$\underline{X}_{t;s} = \sum_{j=1}^d \alpha_{js} Ad_{t-1;js} \underline{X}_{t-1;j} + \varepsilon_{t;s}, \quad s = 1, \dots, d, \quad t = 1, \dots, n. \quad (17)$$

Let  $\tilde{S}_s = \{j \in \{1, \dots, d\} : \sup_{t \in \mathbb{Z}} Ad_{t;j} > 0\}$  and define the  $|\tilde{S}_s|$ -dimensional vectors  $Y_t^s := (Ad_{t;j} \underline{X}_{t;j})_{j \in \tilde{S}_s}, t \in \mathbb{Z}$ ,  $\tilde{\alpha}_{\cdot s} = (\alpha_{js})_{j \in \tilde{S}_s}$  so that  $\underline{X}_{t;s} = \tilde{\alpha}_{\cdot s}^\top Y_{t-1}^s + \varepsilon_{t;s}$ . Using the least squares approach to estimate  $(\tilde{\alpha}_{\cdot s}, \underline{\mu}_s)$  leads to the following linear system:

$$\begin{pmatrix} \left( \sum_{t=1}^n \underline{X}_{t;s} Y_{t-1}^s - 1/n \sum_{t_1, t_2=1}^n Y_{t_1-1}^s \underline{X}_{t_2;s} \right) \\ \sum_{t=1}^n \underline{X}_{t;s} \end{pmatrix} = \begin{pmatrix} 0 & \sum_{t=0}^{n-1} Y_t^s (Y_t^s)^\top - 1/n \sum_{t_1, t_2=0}^{n-1} (Y_{t_1}^s) (Y_{t_2}^s)^\top \\ n & \sum_{t=0}^{n-1} (Y_t^s)^\top \end{pmatrix} \begin{pmatrix} \hat{\underline{\mu}}_s \\ \hat{\tilde{\alpha}}_{\cdot s} \end{pmatrix}. \quad (18)$$

Since  $\alpha_{js}, j \notin \tilde{S}_s, s = 1, \dots, d$  does not come into play in (17) and therefore, can be chosen arbitrarily without changing the model, we set them to 0. In a finite sample where not every edge with nonzero occurrence probability is observed, one is naturally only able to estimate those  $\alpha_{js}$  for which the corresponding edge is observed, i.e. for  $j, s \in 1, \dots, d : \sum_{t=0}^{n-1} Ad_{t;j} > 0$ . Consistency of this estimator is shown in Theorem 3.4.

**Theorem 3.4.** *Let  $\underline{X}_t = (\alpha \otimes Ad_{t-1}) \underline{X}_{t-1} + \underline{\varepsilon}_t$  be an  $\mathbb{R}^d$ -valued DSNAR(1) and it is observed  $X_0, \dots, X_n$  and  $Ad_0, \dots, Ad_{n-1}$ . For  $s = 1, \dots, d$  define  $\tilde{S}_s = \{j \in \{1, \dots, d\} : \sup_{t \in \mathbb{Z}} Ad_{t;j} > 0\}$ ,  $Y_t^s := (Ad_{t;j} \underline{X}_{t;j})_{j \in \tilde{S}_s}$ , and  $\tilde{\alpha}_{\cdot s} = (\alpha_{js})_{j \in \tilde{S}_s}$  so that  $\underline{X}_{t;s} = \tilde{\alpha}_{\cdot s}^\top Y_{t-1}^s + \varepsilon_{t;s}$ . Furthermore, set  $A_t^s := \text{diag}(Ad_{t;\cdot s})$ . If*

1. **Ad** is a strictly stationary,  $\mathbb{R}^{d \times d}$ -valued,  $\alpha$ -mixing process fulfilling  $\sum_{n=1}^{\infty} \alpha(\mathbf{Ad}, n)^{1/5} < \infty$ ,
2. the innovations  $\underline{\varepsilon}$  are  $\mathbb{R}^d$ -valued and i.i.d. with  $E \underline{\varepsilon}_0 = \underline{\mu}$ ,  $\text{Cov}(\underline{\varepsilon}_0, \underline{\varepsilon}_0) = \Sigma_d$ ,  $E \underline{\varepsilon}_{0;i_1} \underline{\varepsilon}_{0;i_2} \underline{\varepsilon}_{0;i_3} \underline{\varepsilon}_{0;i_4} = \kappa_{4;i_1, i_2, i_3, i_4} < \infty$  for all  $i_1, \dots, i_4 = 1, \dots, d$ .  $\underline{\varepsilon}$  and **Ad** are independent,
3.  $B_{t,0} = I_d$ ,  $B_{t,j} = \prod_{l=1}^j (\alpha \otimes Ad_{t-l})$  is set and  $E |A_0^s B_{0,j;i_1, i_2}|^4 < \infty$  for all  $j \in \mathbb{N}, s, i_1, i_2 = 1, \dots, d$ ,  $\sum_{h \in \mathbb{Z}} \sum_{s_1, s_2=0}^{\infty} |\text{Cov}(A_h^s B_{h, s_1} \underline{\mu}, A_0^s B_{0, s_2} \underline{\mu})| + \sum_{l=0}^{\infty} |E A_h^s B_{h, l+h} \Sigma_d B_{0, l}^\top (A_0^s)^\top| < \infty$  (component-wise),
4. and for all  $s, i = 1, \dots, d, h = 0, 1$ ,  $\sum_{l=0}^{\infty} (E |e_i^\top (A_h^s B_{h, l} \underline{\mu} - E A_0^s B_{0, l} \underline{\mu})|^5)^{1/5} + l (E [e_i^\top (A_h^s B_{h, l} \underline{\varepsilon}_1 - E A_0^s B_{0, l} \underline{\mu})]^4)^{1/4} < \infty$ ,

then the estimator given by (17) is consistent. We have, as  $n \rightarrow \infty$ ,

$$\sqrt{n} \begin{pmatrix} (\hat{\underline{\mu}}_s - \underline{\mu}_s) \\ (\hat{\tilde{\alpha}}_{\cdot s} - \tilde{\alpha}_{\cdot s}) \end{pmatrix} \xrightarrow{D} \mathcal{N}(\underline{0}, \Sigma_{ss} \begin{pmatrix} (1 + E(Y_1^s)^\top \Gamma_{Y^s}(0)^{-1} E Y_1^s) & E(Y_1^s)^\top \Gamma_{Y^s}(0)^{-1} \\ \Gamma_{Y^s}(0)^{-1} E Y_1^s & \Gamma_{Y^s}(0)^{-1} \end{pmatrix}). \quad (19)$$

Furthermore, the following covariances are obtained for  $k \in \{1, \dots, d\}$ , as  $n \rightarrow \infty$ :

$$\text{Cov}(\sqrt{n}(\hat{\alpha}_{\cdot s} - \alpha_{\cdot s}), \sqrt{n}(\hat{\alpha}_{\cdot k} - \alpha_{\cdot k})) \rightarrow \Sigma_{sk} \Gamma_{Y^s}(0)^{-1} \Gamma_{Y^s Y^k}(0) \Gamma_{Y^k}(0)^{-1},$$

$$\text{Cov}(\sqrt{n}(\hat{\alpha}_{\cdot s} - \alpha_{\cdot s}), \sqrt{n}(\hat{\underline{\mu}}_k - \underline{\mu}_k)) \rightarrow \Sigma_{sk} \Gamma_{Y^s}(0)^{-1} \Gamma_{Y^s Y^k}(0) \Gamma_{Y^k}(0)^{-1} E Y_1^k,$$

and

$$\text{Cov}(\sqrt{n}(\hat{\underline{\mu}}_s - \underline{\mu}_s), \sqrt{n}(\hat{\underline{\mu}}_k - \underline{\mu}_k)) \rightarrow \Sigma_{sk} (1 + E(Y_1^k)^\top \Gamma_{Y^s}(0)^{-1} \Gamma_{Y^s Y^k}(0) \Gamma_{Y^k}(0)^{-1} E Y_1^k).$$

This can be used to forecast the process  $\underline{X}$ , where  $\underline{X}_t = (\alpha \otimes Ad_{t-1})^\top \underline{X}_{t-1} + \underline{\varepsilon}_t$ . If  $Ad_n$  is observed,  $\underline{X}_{n+1}$  can be forecasted by  $\hat{\underline{X}}_{n+1}^{(1)} = (\hat{\alpha} \otimes Ad_n)^\top \underline{X}_n$ . Since the innovation process is i.i.d. and  $\hat{\alpha} = \alpha + \mathcal{O}_{\mathcal{P}}(1/\sqrt{n})$ , we have  $\text{Var}(\underline{X}_{n+1} - \hat{\underline{X}}_{n+1}^{(1)} | (Ad_n, \underline{X}_n)) = \text{Var}(((\hat{\alpha} - \alpha) \otimes Ad_n) \underline{X}_n + \underline{\varepsilon}_{n+1} | (Ad_n, \underline{X}_n)) = \mathcal{O}(1/n) + \Sigma$ .

Even though the parameterization used in Theorem 3.4 reduces the number of parameter to  $\mathcal{O}(d^2)$  or  $\mathcal{O}(d)$  for sparse networks, respectively, this may be too large to tackle very large networks such as social media networks as *Twitter* or *Facebook*. Those networks often contain more than millions of vertices, whereas the number of observed time points is considerably small. Consequently, a more radical approach needs to be applied here in order to reduce the number of parameters. Here we adapt the idea of model (2.1) in Zhu et al. (2017). The model reads as follows:

$$\underline{X}_t = \alpha \underline{X}_{t-1} + \beta h(Ad_{t-1}) \underline{X}_{t-1} + \mu + \underline{\varepsilon}_t, \quad (20)$$

where  $\alpha, \beta, \mu \in \mathbb{R}$  and  $\{\underline{\varepsilon}_t, t \in \mathbb{Z}\}$  is an i.i.d. innovations process with  $E\underline{\varepsilon}_1 = 0$  and  $\text{Var}\underline{\varepsilon}_1 = \Sigma$ . The function  $h : \mathbb{R}^{d \times d} \rightarrow \mathbb{R}^{d \times d}$  is assumed to be known. Thus, some prior knowledge is put into the model. For instance, if the vertices are considered as cities then  $h$  can be in such a way that each edge is assigned to some distance between these cities, see Knight et al. (2016, Section 3.1). Another example for  $h$  is given by choosing  $h$  as follows:  $h(X)_j = (\sum_{s=1}^d X_{sj})^{-1} X_{.j}$  which is closely related to Linear-In-Means models for peer effects, see Manski (1993). This means that if two edges go into vertex  $j$  both have an impact of  $0.5\beta$  and if we have four edges, each one has an impact of  $0.25\beta$ . In order to better visualize the parameters, here the common mean of the innovation is written directly in the equation for  $\underline{X}_t$ . Since each vertex shares the same parameters, the least square approach can be used in the following way:

$$\begin{aligned} & \underset{\hat{\alpha}, \hat{\beta}, \hat{\mu}}{\text{argmin}} \sum_{t=1}^n \|\underline{X}_t - \alpha \underline{X}_{t-1} - \beta h(Ad_{t-1}) \underline{X}_{t-1} - \mu \mathbf{1}\|_2^2 \\ & = \underset{\hat{\alpha}, \hat{\beta}, \hat{\mu}}{\text{argmin}} \sum_{t=1}^n \sum_{s=1}^d (\underline{X}_{t;s} - \alpha \underline{X}_{t-1;s} - \beta h(Ad_{t-1})_s \underline{X}_{t-1} - \mu)^2. \end{aligned} \quad (21)$$

Define  $Y_{t-1;s} = h(Ad_{t-1})_s \underline{X}_{t-1}$ . This results in the following linear system:

$$\sum_{t=1}^n \sum_{s=1}^d \begin{pmatrix} \underline{X}_{t-1;s} \underline{X}_{t;s} \\ Y_{t-1;s} \underline{X}_{t;s} \\ \underline{X}_{t;s} \end{pmatrix} = \sum_{t=1}^n \sum_{s=1}^d \begin{pmatrix} \underline{X}_{t-1;s}^2 & \underline{X}_{t-1;s} Y_{t-1;s} & \underline{X}_{t-1;s} \\ \underline{X}_{t-1;s} Y_{t-1;s} & Y_{t-1;s}^2 & Y_{t-1;s} \\ \underline{X}_{t-1;s} & Y_{t-1;s} & 1 \end{pmatrix} \begin{pmatrix} \hat{\alpha} \\ \hat{\beta} \\ \hat{\mu} \end{pmatrix}. \quad (22)$$

The main difference to the previous models is evident in this linear system. The number of parameters is fixed to 3 and is independent from the number of vertices. Furthermore, it can be seen that a more accurate estimation can be achieved by an increasing number of time points as well as by an increasing number of vertices (as long as there is not a perfect correlation between the components of  $\underline{X}_t$ ). The benefit of a larger network is higher the less the components of the time series are correlated. The correlation of the components is mainly influenced by the function  $h$ . If this function has similar properties as the function  $f$  in Assumption v) in Theorem 3.3 than sparsity of the network could result in less correlated components. For this model it is reasonable to consider  $d \rightarrow \infty$ . However, the setting  $d \rightarrow \infty$  requires another definition of stationarity. This should not be the scope of this work (for this refer to section 2.3 in Zhu et al. (2017)). Since an increasing number of vertices is only appropriate for such reduced models as given in (20) and not for the previous discussed models, this work keeps the setting of a fixed number of vertices and only the number of time points increases. Note further that the model can be written as:  $\underline{X}_t = (\alpha I_d + \beta h(Ad_{t-1})) \underline{X}_{t-1} + \mu + \underline{\varepsilon}_t$ . Under some conditions we get the following stationary solution:

$$\underline{X}_t = \sum_{j=0}^{\infty} \left[ \prod_{s=1}^j (\alpha I_d + \beta h(Ad_{t-s})) \right] (\mu + \underline{\varepsilon}_t). \quad (23)$$

Hence, for the mean we have  $E\underline{X}_t = \sum_{j=0}^{\infty} E \left[ \prod_{s=1}^j (\alpha I_d + \beta h(Ad_{t-s})) \right] \mu$ . The mean as well as the autocovariance structure depends on the underlying network. So, despite all components of the time series sharing the same parameters, the mean of the components can differ. The linear system (22) gives consistent estimators for  $n \rightarrow \infty$  which is shown in Theorem 3.5.

**Theorem 3.5.** Let  $\underline{X}_t = \alpha \underline{X}_{t-1} + \beta h(Ad_{t-1})\underline{X}_{t-1} + \mu + \varepsilon_t$  be a  $\mathbb{R}^d$ -valued DSNAR(1). It is observed  $X_0, \dots, X_n$  and  $Ad_0, \dots, Ad_n$  and  $h$  is assumed to be known. Furthermore, define  $Y_t = h(Ad_t)\underline{X}_t$ . If

1.  $\mathbf{Ad}$  is a strictly stationary,  $\mathbb{R}^{d \times d}$ -valued,  $\alpha$ -mixing process fulfilling  $\sum_{n=1}^{\infty} \alpha(\mathbf{Ad}, n)^{1/5} < \infty$ ,
2. the innovations  $\varepsilon$  are  $\mathbb{R}^d$ -valued and i.i.d. with  $E\varepsilon_0 = \underline{\mu}$ ,  $Cov(\varepsilon_0, \varepsilon_0) = \Sigma_d$ ,  $E\varepsilon_{0;i_1}\varepsilon_{0;i_2}\varepsilon_{0;i_3}\varepsilon_{0;i_4} = \kappa_{4;i_1,i_2,i_3,i_4} < \infty$  for all  $i_1, \dots, i_4 = 1, \dots, d$ .  $\varepsilon$  and  $\mathbf{Ad}$  are independent,
3.  $B_{t,0} = I_d$ ,  $B_{t,j} = \prod_{s=1}^j (\alpha I_d + \beta h(Ad_{t-s}))$ , and  $E|B_{0,j;i_1,i_2}|^4 < \infty$  for all  $j \in \mathbb{N}$ ,  $i_1, i_2 = 1, \dots, d$ ,  $\sum_{h \in \mathbb{Z}} \sum_{s_1, s_2=0}^{\infty} |Cov(B_{h,s_1}\underline{\mu}, B_{0,s_2}\underline{\mu})| + \sum_{s=0}^{\infty} |EB_{h,s+h}\Sigma_d B_{0,s}^\top| < \infty$  (component-wise),  $\sum_{s=0}^{\infty} \left( E|e_i^\top (B_{h,s}\mu - EB_{0,s}\mu)|^5 \right)^{1/5} + \sum_{s=1}^{\infty} s \left( E[e_i^\top (B_{h,s}\varepsilon_1 - EB_{0,s}\mu)]^4 \right)^{1/4} < \infty$  for all  $i = 1, \dots, d, h = 0, 1$  and
4.  $\tilde{B}_{t,0} = \beta h(Ad_t)$ ,  $\tilde{B}_{t,j} = \beta h(Ad_t) \prod_{s=1}^j (\alpha I_d + \beta h(Ad_{t-s}))$ ,  $E|\tilde{B}_{0,j;i_1,i_2}|^4 < \infty$  for all  $j \in \mathbb{N}$ ,  $i_1, i_2 = 1, \dots, d$ ,  $\sum_{h \in \mathbb{Z}} \sum_{s_1, s_2=0}^{\infty} |Cov(\tilde{B}_{h,s_1}\underline{\mu}, \tilde{B}_{0,s_2}\underline{\mu})| + \sum_{s=0}^{\infty} |E\tilde{B}_{h,s+h}\Sigma_d \tilde{B}_{0,s}^\top| < \infty$  (component-wise),  $\sum_{s=0}^{\infty} (E|e_i^\top (\tilde{B}_{h,s}\mu - E\tilde{B}_{0,s}\mu)|^5)^{1/5} + \sum_{s=1}^{\infty} s (E[e_i^\top (\tilde{B}_{h,s}\varepsilon_1 - E\tilde{B}_{0,s}\mu)]^4)^{1/4} < \infty$  for all  $i = 1, \dots, d, h = 0, 1$ ,

then the estimator given by (22) is consistent. We have, as  $n \rightarrow \infty$ ,

$$\sqrt{n} \begin{pmatrix} \hat{\alpha} - \alpha \\ \hat{\beta} - \beta \\ \hat{\underline{\mu}} - \underline{\mu} \end{pmatrix} \xrightarrow{D} \mathcal{N} \left( \underline{0}, \begin{pmatrix} \sigma_{11} & \sigma_{12} & \sigma_{13} \\ \sigma_{12} & \sigma_{22} & \sigma_{23} \\ \sigma_{13} & \sigma_{23} & \sigma_{33} \end{pmatrix} \right), \quad (24)$$

where, denoting  $\tilde{\Sigma}_s := 1/d \sum_{s=1}^d$  and  $\tilde{\Sigma}_{s_1, s_2} := 1/d^2 \sum_{s_1, s_2=1}^d$ ,

$$\begin{aligned} \sigma_{11} &= (\tilde{\Sigma}_s EX_{1;s}^2 - (\tilde{\Sigma}_s EX_{1;s})^2 - (\tilde{\Sigma}_s EY_{1;s}^2 - (\tilde{\Sigma}_s EY_{1;s})^2)^{-1} (\tilde{\Sigma}_s EY_{1;s}X_{1;s} - \tilde{\Sigma}_{s_1, s_2} EX_{1;s_1} EY_{1;s_2}))^{-2} \\ &\quad (\tilde{\Sigma}_{s_1, s_2} \Sigma_{s_1, s_2} [E(X_{1;s_1} X_{1;s_2}) + (\tilde{\Sigma}_s EY_{1;s}^2 - (\tilde{\Sigma}_s EY_{1;s})^2)^{-1} E(Y_{1;s_1} X_{1;s_2}) + \\ &\quad (\tilde{\Sigma}_s EY_{1;s}^2 - (\tilde{\Sigma}_s EY_{1;s})^2)^{-2} E(Y_{1;s_1} Y_{1;s_2})]), \\ \sigma_{22} &= (\tilde{\Sigma}_s EX_{1;s}^2 - (\tilde{\Sigma}_s EX_{1;s})^2 - (\tilde{\Sigma}_s EX_{1;s}^2 - (\tilde{\Sigma}_s EX_{1;s})^2)^{-1} (\tilde{\Sigma}_s EY_{1;s}X_{1;s} - \tilde{\Sigma}_{s_1, s_2} EX_{1;s_1} EY_{1;s_2}))^{-2} \\ &\quad (\tilde{\Sigma}_{s_1, s_2} \Sigma_{s_1, s_2} [E(Y_{1;s_1} Y_{1;s_2}) + (\tilde{\Sigma}_s EX_{1;s}^2 - (\tilde{\Sigma}_s EX_{1;s})^2)^{-1} E(Y_{1;s_1} X_{1;s_2}) + \\ &\quad (\tilde{\Sigma}_s EX_{1;s}^2 - (\tilde{\Sigma}_s EX_{1;s})^2)^{-2} E(X_{1;s_1} X_{1;s_2})]), \\ \sigma_{12} &= [\tilde{\Sigma}_s EX_{1;s}^2 - (\tilde{\Sigma}_s EX_{1;s})^2 - (\tilde{\Sigma}_s EX_{1;s}^2 - (\tilde{\Sigma}_s EX_{1;s})^2)^{-1} (\tilde{\Sigma}_s EY_{1;s}X_{1;s} - \tilde{\Sigma}_{s_1, s_2} EX_{1;s_1} EY_{1;s_2})]^{-1} [\tilde{\Sigma}_s EX_{1;s}^2 - \\ &\quad (\tilde{\Sigma}_s EX_{1;s})^2 - (\tilde{\Sigma}_s EY_{1;s}^2 - (\tilde{\Sigma}_s EY_{1;s})^2)^{-1} (\tilde{\Sigma}_s EY_{1;s}X_{1;s} - \tilde{\Sigma}_{s_1, s_2} EX_{1;s_1} EY_{1;s_2})]^{-1} [\tilde{\Sigma}_{s_1, s_2} \Sigma_{s_1, s_2} E(Y_{1;s_1} X_{1;s_2}) (1 + \\ &\quad (\tilde{\Sigma}_s EX_{1;s}^2 - (\tilde{\Sigma}_s EX_{1;s})^2)^{-1} (\tilde{\Sigma}_s EY_{1;s}^2 - (\tilde{\Sigma}_s EY_{1;s})^2)^{-1}) - (\tilde{\Sigma}_s EX_{1;s}^2 - (\tilde{\Sigma}_s EX_{1;s})^2)^{-1} E(X_{1;s_1} X_{1;s_2}) - \\ &\quad (\tilde{\Sigma}_s EY_{1;s}^2 - (\tilde{\Sigma}_s EY_{1;s})^2)^{-1} E(Y_{1;s_1} Y_{1;s_2})], \\ \sigma_{33} &= 1/d^2 \sum_{s_1, s_2}^d \Sigma_{s_1, s_2}, \\ \sigma_{13} &= (\tilde{\Sigma}_s EX_{1;s}^2 - (\tilde{\Sigma}_s EX_{1;s})^2 - (\tilde{\Sigma}_s EY_{1;s}^2 - (\tilde{\Sigma}_s EY_{1;s})^2)^{-1} (\tilde{\Sigma}_s EY_{1;s}X_{1;s} - \tilde{\Sigma}_{s_1, s_2} EX_{1;s_1} EY_{1;s_2}))^{-1} \\ &\quad (\tilde{\Sigma}_{s_1, s_2} \Sigma_{s_1, s_2} [EX_{1;s_1} + (\tilde{\Sigma}_s EY_{1;s}^2 - (\tilde{\Sigma}_s EY_{1;s})^2)^{-1} EY_{1;s_1}]), \\ \sigma_{23} &= (\tilde{\Sigma}_s EX_{1;s}^2 - (\tilde{\Sigma}_s EX_{1;s})^2 - (\tilde{\Sigma}_s EX_{1;s}^2 - (\tilde{\Sigma}_s EX_{1;s})^2)^{-1} (\tilde{\Sigma}_s EY_{1;s}X_{1;s} - \tilde{\Sigma}_{s_1, s_2} EX_{1;s_1} EY_{1;s_2}))^{-1} \\ &\quad (\tilde{\Sigma}_{s_1, s_2} \Sigma_{s_1, s_2} [EY_{1;s_1} + (\tilde{\Sigma}_s EX_{1;s}^2 - (\tilde{\Sigma}_s EX_{1;s})^2)^{-1} EX_{1;s_1}]). \end{aligned}$$

Note that if the components of  $\underline{X}_t$  are not fully linear dependent, then terms of the asymptotic variance such as  $1/d^2 \sum_{s_1, s_2}^d \Sigma_{s_1, s_2}$  decrease with higher  $d$ . Hence, as mentioned previously, this approach benefits — as long as the components are not fully correlated — from an increasing dimension in the sense of a decreasing variance. Under some conditions the variance could decrease with rate  $\mathcal{O}(1/d)$ .

Lemma 3.6 gives an easy-to-check criteria, whether a given DSNAR(1) model fulfills the moment conditions of the Theorem 3.1 to 3.5. However, this condition is more restrictive since it implies an exponential decay of  $(\prod_{s=1}^n f(Ad_{-s}))_n$ . The models used in the numerical examples fulfill this criteria.

**Lemma 3.6.** Let  $\underline{X}_t = f(Ad_{t-1})\underline{X}_{t-1} + \varepsilon_t$  be a DSNAR(1) process as in 2. If there exists a  $q \geq 1$  so that  $E \log \|\prod_{j=1}^q f(Ad_1)\| < 0$  and  $\mathbf{Ad}$  is  $\alpha$ -mixing with  $\sum_{n=0}^{\infty} \alpha(\mathbf{Ad}, n)^{1/2} < \infty$ , then the moment conditions iii), iv) of Theorem 3.3, 3), 4) of Theorem 3.4 and 3), 4) of Theorem 3.5 hold.

In practice we face the situation that we have observation of some process but a priori it is usually unknown which models fits best to the process. We have that model (17) is more general than model (20) and model (15) is even more general. Hence, the more general models apply to more processes. However, as mentioned above the number of parameters of these more general models can be large, especially for model (15). Thus, the usual bias-variance dilemma occur, see section 7.2 in Friedman et al. (2017)). Hence, the bias of the more general models may be smaller but the variance can increase significantly. If the forecasting performance is of interest then cross-validation, see section 7.10 in Friedman et al. (2017), can be used to identify which of these three model approaches gives the best forecasting performance regarding some metric, e.g. the mean-squared-error.

Notice that all these approaches are based on observations of the process  $\underline{\mathbf{X}}$  as well as observations of the network  $\mathbf{Ad}$ . Hence, if only observations of  $\underline{\mathbf{X}}$  are available these methods cannot be applied. However, as seen in the example in section 2, the autocovariance function of  $\underline{\mathbf{X}}$  cannot be used in general to identify a DSNAR(1) model. Furthermore, as already mentioned, a DSNAR(1) model does not fit into the framework of Hidden Markov models. Thus, the corresponding techniques cannot be applied here either. It remains to consider  $\underline{\mathbf{X}}$  as a *standard* multivariate time series, which may be tackled by VAR-models. However, VAR-models cannot benefit from the additional structure. In Section 4 we investigate the finite sample performance of these forecasting methods under the precondition that the network is observed.

## 4 Numerical Examples

In this Section the one-step-forecasting error for  $\underline{X}_{n+1}$  of the methods presented in Section 3 are compared based on observations  $\underline{X}_1, \dots, \underline{X}_n$  and  $Ad_1, \dots, Ad_n$ . In the low-dimensional examples, the methods of Theorem 3.3, here denoted as *NP.NAR*, as well as of Theorem 3.4, here denoted as *FIX.NAR*, are compared with the approach using standard VAR models. The standard VAR model is not able to use the observations of  $\mathbf{Ad}$ , which makes it in some sense an unfair competition. However, the aim is here to see what the benefit is of using this additional structure. Some of these methods presented in Section 3 have many parameters. Nevertheless, under appropriate conditions they should clearly outperform the VAR model. Since the method of Theorem 3.5, here denoted as *RAD.NAR*, uses a priori knowledge, it is only used in the last example.

We begin with the example given in section 2 by (5). Hence,  $\underline{\mathbf{X}}$  is a 3-dimensional time series, where the first two components are whites noise and the third component is either influenced by the first or by the second component, see Section 2 for details. *NP.NAR* as well as *FIX.NAR* are valid. The one-step-forecasting error based on  $\underline{X}_1, \dots, \underline{X}_n$  and  $Ad_1, \dots, Ad_n$  is compared with the forecasting error using VAR and is displayed in Table 1 for various sample sizes  $n$ . It can be seen that in this example there is not much of a difference between *NP.NAR* and *FIX.NAR*. Hence, the disadvantage of the additional parameters in *NP.NAR* can be handled well in this low-dimension example. However, *NP.NAR* as well as *FIX.NAR* has their difficulties for  $n = 100$ . For this sample size these methods are not able to reduce the forecasting error to the innovations variance. Nevertheless, both clearly benefit from the additional structure and are able to give a more accurate forecast for the third component than the *VAR* approach. Hence, using only the information given by the autocovariance function does not give a good forecast for this process.

Table 1: Mean squared one-step forecasting error for  $\hat{X}_{n+1}$  based on  $\underline{X}_1, \dots, \underline{X}_n$  and  $Ad_1, \dots, Ad_n$  of process (5).

$n$	100			200			400		
Component	1	2	3	1	2	3	1	2	3
<i>VAR</i>	1.1	1.0	1391.0	1.0	1.0	1129.0	1.0	1.0	1055.4
<i>FIX.NAR</i>	1.0	1.0	34.6	1.0	1.0	1.0	1.0	1.0	1.0
<i>NP.NAR</i>	1.1	1.0	23.6	1.0	1.0	1.0	1.0	1.0	1.0

In the second example, a network with 4 vertices is considered. The adjacency matrix process  $\mathbf{Ad}$  is

a Markovian process and the edges are independent from each other. The process  $\mathbf{Ad}$  is given by

$$\begin{aligned} (P(Ad_{t;ij} = 1 | Ad_{t-1;ij} = 1))_{i,j=1,\dots,d} &= \begin{pmatrix} 0.95 & 0.70 & 0.99 & 0 \\ 0 & 0.95 & 0.70 & 0 \\ 0.99 & 0.50 & 0.95 & 0.95 \\ 0.30 & 0 & 0 & 0.95 \end{pmatrix}, \\ (P(Ad_{t;ij} = 1 | Ad_{t-1;ij} = 0))_{i,j=1,\dots,d} &= \begin{pmatrix} 0.05 & 0.10 & 0.01 & 0 \\ 0 & 0.05 & 0.30 & 0 \\ 0.01 & 0.50 & 0.05 & 0.05 \\ 0.30 & 0 & 0 & 0.05 \end{pmatrix}. \end{aligned} \quad (25)$$

The edges have fixed weights  $\alpha = \begin{pmatrix} 0.25 & 0.75 & 0 & 0 \\ 0 & 0.25 & 0.75 & 0 \\ 0 & 0 & 0.25 & 0.75 \\ 0.75 & 0 & 0 & 0.25 \end{pmatrix}$  and the time series  $\underline{\mathbf{X}}$  is an DSNAR(1) process given by

$$\underline{\mathbf{X}}_t = (\alpha \otimes Ad_{t-1}) \underline{\mathbf{X}}_{t-1} + \underline{\varepsilon}_t, \underline{\varepsilon}_1 \sim \mathcal{N}((-1, 4, -9, 16)^\top, I_4). \quad (26)$$

A realization of the network as well as of the time series is displayed in Figure S1. Furthermore, the sample autocovariance function is displayed in Figure S1, which indicates that  $\underline{\mathbf{X}}$  possesses a lot of structure on which the forecasting can rely on. The edges (3,1) and (1,3) have a weight of 0, hence, whether they are present or not, they do not influence the time series  $\underline{\mathbf{X}}$ . However, the number of possible states is increased which may decrease the performance of the *NP.NAR* approach. Due to the relative large mean of the innovations of the 4th component regarding the 1st component,  $\underline{\mu}_4 = 16$  versus  $\underline{\mu}_1 = 1$ , the presence of an edge (4,1) at  $t-1$  has a strong influence on  $\underline{X}_{t;1}$ . That is why this component has the largest variance of the four components. *NP.NAR* as well as *FIX.NAR* are valid and a one-step-forecast is performed. The one-step-forecasting error is displayed in Figure 3 for  $n = 500$  and the squared forecasting error for each component is given by Table 2.

Table 2: Mean squared one-step forecasting error for  $\hat{\underline{X}}_{n+1}$  based on  $\underline{X}_1, \dots, \underline{X}_n$  and  $Ad_1, \dots, Ad_n$  of process (26).

$n$	250				500				1000			
	1	2	3	4	1	2	3	4	1	2	3	4
<i>VAR</i>	31.1	5.5	6.0	6.0	29.8	5.2	6.2	5.8	29.6	4.6	5.9	5.3
<i>FIX.NAR</i>	1.1	1.0	1.0	1.0	1.0	1.0	1.0	1.0	1.0	1.0	1.0	1.0
<i>NP.NAR</i>	10.9	2.6	32.8	1.1	3.3	1.1	3.7	1.0	1.3	1.1	1.7	1.0

As can be seen in Table 2 as well as in Figure 3, *FIX.NAR* performs best and this method is able to reduce the forecasting error to the variance of the innovations. *NP.NAR* has a much larger variance for component 1 and 3 especially. Figure 3 gives some insight, the forecast based on *NP.NAR* has many outliers for components 1 and 3, whereas the 50% area is almost as tight as it is for component 2 and 4. The reason for this is that additional zero-weighted edges (3,1) and (1,3) can occur. On the one side, they increase the number of states. Whereas there are 8 different states for component 2 and 4 which results in 12 parameters, components 1 and 3 have 32 different state which results in 72 parameters. On the other side, the edges (3,1) and (1,3) change their current state only with low probability and consequently it is possible that the state  $Ad_n$  is not often observed. This could result in a poor forecast especially for smaller sample sizes as seen in Table 2. Nevertheless, *NP.NAR* is able to benefit from the additional structure and can give a more accurate forecast than *VAR*.

In the next example a DSNAR(1) process  $\underline{\mathbf{X}}$  is investigated where  $f$  is not given by fixed edge weights. A network with 6 vertices is considered; the edges are independent from each other and  $\mathbf{Ad}$  is a Markovian

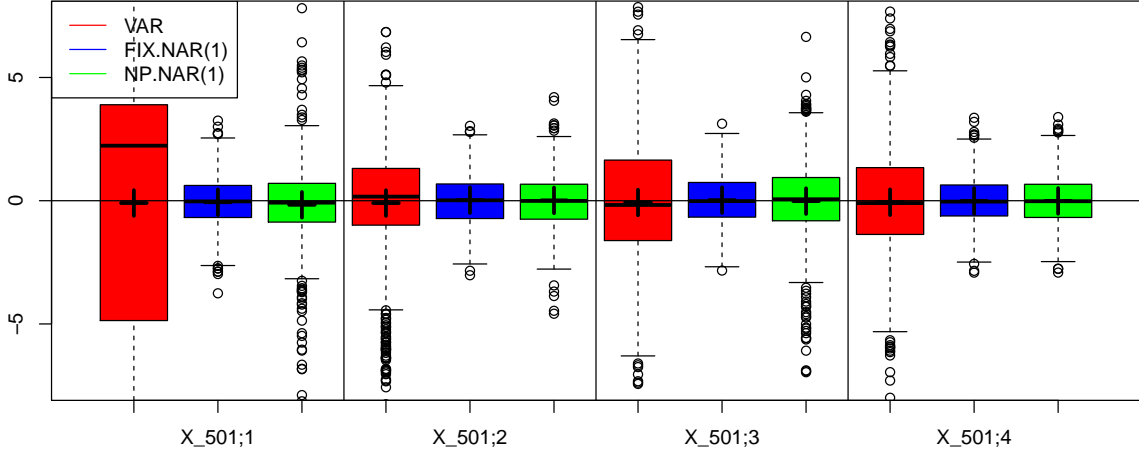


Figure 3: One-step-forecasting error for  $\hat{X}_{501}$  based on  $\underline{X}_1, \dots, \underline{X}_{500}$  and  $Ad_1, \dots, Ad_{500}$  of process (26). The crosses display the mean forecasting error.

process given by

$$\begin{aligned}
 (P(Ad_{t;j} = 1 | Ad_{t-1;j} = 1))_{i,j=1,\dots,d} &= \begin{pmatrix} 1 & 0 & 0.25 & 0 & 0 & 0 \\ 0 & 1 & 0.80 & 0 & 0 & 0 \\ 0 & 0 & 1 & 0.80 & 0 & 0 \\ 0 & 0 & 0 & 1 & 0.75 & 0.75 \\ 0 & 0 & 0 & 0 & 1 & 0 \\ 0 & 0 & 0 & 0 & 0 & 1 \end{pmatrix}, \\
 (P(Ad_{t;j} = 1 | Ad_{t-1;j} = 0))_{i,j=1,\dots,d} &= \begin{pmatrix} 1 & 0 & 0.25 & 0 & 0 & 0 \\ 0 & 1 & 0.20 & 0 & 0 & 0 \\ 0 & 0 & 1 & 0.80 & 0 & 0 \\ 0 & 0 & 0 & 1 & 0.10 & 0.05 \\ 0 & 0 & 0 & 0 & 1 & 0 \\ 0 & 0 & 0 & 0 & 0 & 1 \end{pmatrix}. \tag{27}
 \end{aligned}$$

The components of the innovations process are independent and  $\varepsilon_{1;1} \sim \exp(1/5)$ ,  $\varepsilon_{1;2} \sim -\exp(1/5)$  and  $\varepsilon_{1;j} \sim \mathcal{N}(0, 1)$ ,  $j = 3, \dots, 6$ . The time series  $\underline{X}$  is given by

$$\underline{X}_{t;j} = f(Ad_{t-1;j})\underline{X}_{t-1;i} + \varepsilon_{t;j}, \text{ where } f(X) = \begin{pmatrix} g_1(X_1, X_{\cdot 1}) \\ \vdots \\ g_d(X_d, X_{\cdot d}) \end{pmatrix} \tag{28}$$

and the  $j$ -th row of  $f$  is given by

$$g_j : \mathbb{R}^{2d} \rightarrow \mathbb{R}^{1 \times d}, g_j(X_j, X_{\cdot j}) = \begin{cases} X_{\cdot j} - e_j & , \sum_{s \neq j} X_{js} > 0, \\ X_{\cdot j} - 0.05e_j & , \text{ else,} \end{cases} j = 1, \dots, d.$$

A realization of the time series  $\underline{X}$  as well as of the network is shown in Figure S2. The function  $f$  works in the following way: As long there is no edge to another vertex, the corresponding time series charges up load, component 1 positively and component 2 negatively and the other components keep their charge (or more precisely 95% of it plus some noise). If there is now an edge to another vertex present, the load is transferred to this vertex. These edges are directed and the load flows in the direction of the edges. Hence, the load of components 1 and 2 flows through 3 and 4 to the end vertices 5 and 6. The function  $f$  fulfills the requirements of *NP.NAR* but not the ones of *FIX.NAR*. Nevertheless, a forecasting of  $\underline{X}_{n+1}$  is performed with *NP.NAR*, *FIX.NAR* and *VAR* based on  $\underline{X}_1, \dots, \underline{X}_n$  and  $Ad_1, \dots, Ad_n$ . The one-step-forecasting error is displayed in Figure 4 and the mean squared forecasting error for each component is



given by Table 3. Notice that the innovations of the first two components are exponentially distributed with  $\text{Var}(\varepsilon_{1;1}) = \text{Var}(\varepsilon_{1;2}) = 25$ . That is why the median forecasting error for these components is not near 0, only the mean forecasting error is; in Figure 4 the mean is displayed by a cross. The valid method *NP.NAR* performs best and is able to reduce the forecasting error near the order of the innovations variance. Components 3 and 4 have more possible states than the other components which explains the higher forecast error for those components. Components 5 and 6 fit in the framework of *FIX.NAR* and for these components the method is able to reduce the forecasting variance to the variance of the innovations.

Table 3: Mean squared one-step forecasting error for  $\hat{X}_{n+1}$  based on  $X_1, \dots, X_n$  and  $Ad_1, \dots, Ad_n$  of process (28). Note that the innovations variance is  $(25, 25, 1, 1, 1, 1)$ .

$n$	Method	1	2	3	4	5	6
250	<i>VAR</i>	125	101	212	112	63	41
	<i>FIX.NAR</i>	122	99	34	74	1	1
	<i>NP.NAR</i>	27	28	4	14	1	1
500	<i>VAR</i>	120	103	226	119	71	39
	<i>FIX.NAR</i>	118	103	33	81	1	1
	<i>NP.NAR</i>	27	26	1	1	1	1
1000	<i>VAR</i>	111	107	212	109	64	41
	<i>FIX.NAR</i>	110	107	32	76	1	1
	<i>NP.NAR</i>	26	27	1	1	1	1

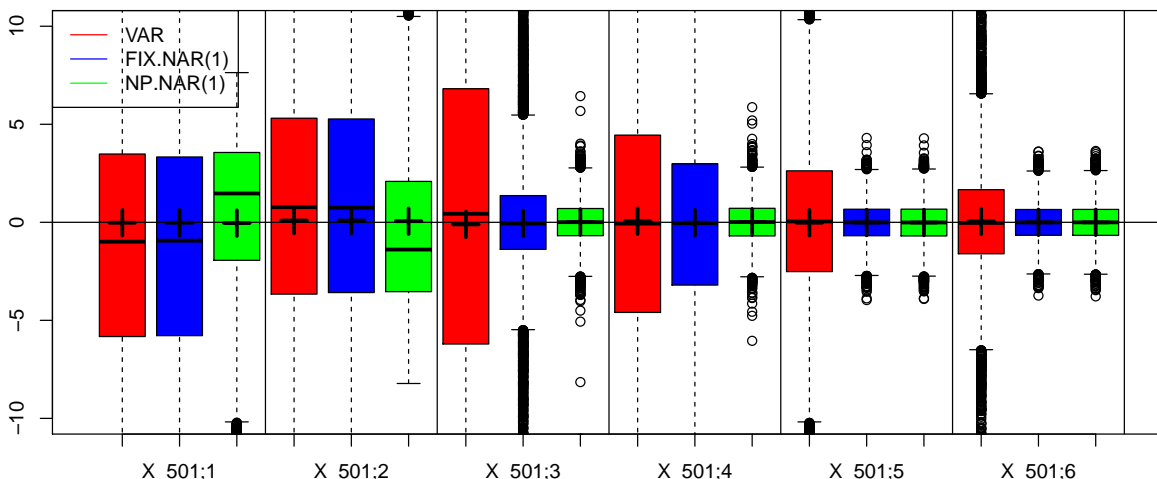


Figure 4: One-step-forecasting error for  $\hat{X}_{501}$  based on  $X_1, \dots, X_{500}$  and  $Ad_1, \dots, Ad_{500}$  of process (27). The crosses display the mean forecasting error. Note that the innovations of component 1 and 2 possess an exponential distribution.

In the next example a Separable Temporal Exponential Random Graph Model (STERGM), see Krivitsky and Handcock (2014) and also Krivitsky and Handcock (2016) for the used *R* package *tergm*, with  $d = 1000$  vertices is considered. Two types of networks are considered: a slow-varying network (dissolution-coefficient 8, formation-coefficient  $-13.3$ ) and a fast-varying network (dissolution-coefficient 4, formation-coefficient  $-9.3$ ). Both networks have a mean density of 0.005 which results in around 5000 edges. The slow-varying network has about 350 edge changes from  $t = 1$  to  $t = 100$ , whereas the fast-varying network has about 8500 edge changes from  $t = 1$  to  $t = 100$ . These two networks differ mainly in their dynamics, whereas their inner structure is similar as can be seen, for instance, in the out-degree distribution given in Figure 5. The out-degree distribution can be approximated by a normal distribution with a mean of 5 and a standard variation of 2.2. The in-degree distributions has a similar structure. Hence, no vertex takes a special role, which is why a homogeneous model seems appropriate. Thus, every

component of the time series has the same parameters. The time series is given by

$$\underline{X}_t = 0.15Ad_{t-1}^\top \underline{X}_{t-1} + 5 + \varepsilon_t, \text{ where } \varepsilon_1 \sim \mathcal{N}(0, I_{1000}). \quad (29)$$

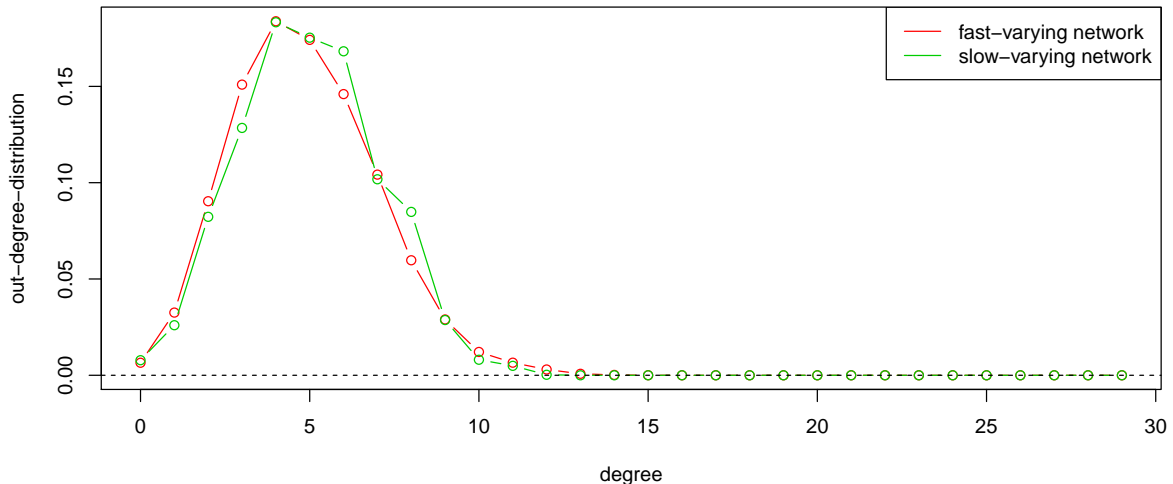


Figure 5: Out-degree-distributions of the slow-varying and fast-varying STERGMs with  $d = 1000$  and density 0.005.

This setting is suited for *RAD.NAR* and it is used here with  $g(X) = X^\top$ . Furthermore, the method *FIX.NAR* is applied for forecasting. Due to the high-dimensional setting ( $d = 1000$  regarding  $n = 100$ ) a *VAR* approach cannot be applied. Instead, a reduced *VAR* approach is used. The model structure (29) implies that the components of non-connected vertices are independent or more precisely only components  $i \in \{s \in \{1, \dots, d\} : \sup_{k \leq t} Ad_{k;s_j} > 0\}$  can influence  $\underline{X}_{\cdot;j}$ . Thus, to perform a forecast of  $\underline{X}_{n;j}, j = 1, \dots, d$  based on  $\underline{X}_1, \dots, \underline{X}_n$  and  $Ad_1, \dots, Ad_n$ , we only consider  $(\underline{X}_{1;s}, \dots, \underline{X}_{n;s})_{s \in S_j}$ , where  $S_j := \{s \in \{1, \dots, d\} : \max_t Ad_{t;s_j} > 0\}$ . Hence, this *VAR* approach uses the observed network to reduce the number of parameters. However the network dynamics cannot be appropriately captured by this *VAR* approach. Since the components are homogeneous, the average error over all components is considered. The average squared forecasting error for  $\underline{X}_{101}$  and  $\underline{X}_{201}$  is displayed in Table 4. Since in fast-varying networks more edges occur than in slow-varying networks, in the fast-varying network setting *FIX.NAR* as well as reduced *VAR* have more non-zero parameters. That is why these approaches perform considerably worse in fast-varying networks. Besides that, since this setting is tailor-made for the *RAD.NAR*, it performs best and this approach is able to reduce the forecasting error of size of the innovation error. Notice further that *RAD.NAR* is the only presented model which benefits from the high number of vertices. *FIX.NAR* is consistent in this setting. However, *FIX.NAR* has many more parameters than *RAD.NAR*, which is why it performs worse for this small sample size. Notice that in this network every edge can occur at some time point. Thus, if a longer time period is observed, the number of adjacent vertices to a given vertex  $j$  increases;  $S_{t;j} = \sum_{s=1}^d \mathbb{1}_{\{\sup_{k \leq t} Ad_{k;s_j} > 0\}}$  is monotonic in  $t$  and converges to  $d - 1$  (if self-loops are not possible). In the fast-varying network 14 adjacent vertices are observed on average over the time period  $t = 1, \dots, 100$ , whereas 23 adjacent vertices are observed over the time period  $t = 1, \dots, 200$ . Hence, a larger time period may increase the number of non-zero parameters for *FIX.NAR* and reduced *VAR*. That could explain why *FIX.NAR* does not benefit from the doubled sample size.

## 5 Real Data Example

As mentioned such network-influenced attributes occur usually in the setting in which the vertices represents persons, the edges some form of dynamic connection between these persons and the time series  $X$

Table 4: Average one-step-ahead forecasting error,  $1/d \sum_{j=1}^d E(\hat{X}_{n+1;j} - X_{n+1;j})^2$ , for  $\hat{X}_{n+1}$  based on  $\underline{X}_1, \dots, \underline{X}_n$  and  $Ad_1, \dots, Ad_n$  of process (29).

network	fast-varying network		slow-varying network	
$n$	100	200	100	200
reduced VAR	5.2	5.1	1.4	1.6
FIX.NAR	3.5	3.9	1.2	1.2
RAD.NAR	1.0	1.0	1.0	1.0

some attribute of the person which is influenced by the connection to other persons. Depending on the attributes (e.g. income) such data is often confidential. That is why here we consider data given by a play of the German card game *Doppelkopf*.<sup>1</sup> It is usually played by four players and we are not going into detail regarding the rules of the game and how to play it. The important aspect is that it is played in teams. The teams are chosen by the cards and therefore the teams are chosen randomly. A team wins or loses together and each member of the team gets the same score (displayed in the game column) which is added by winning and subtracted by losing. Thus, the scoreboard displays also the information of who played with whom. That means time series as well as the network is observed in this example. Notice that it is possible that one player plays versus three others.

Table 5: Scoreboard of a play of the German card game 'Doppelkopf'

#	player 1	player 2	player 3	player 4	game
1	2	-2	2	-2	2
2	8	-8	8	-8	6
3	18	-38	18	2	10
4	14	-42	14	14	4
5	4	-12	4	4	10
6	0	-8	8	0	4
7	-12	-20	20	12	12
8	-20	-28	28	20	8
9	-27	-21	35	13	7
10	-29	-23	37	15	2
11	-25	-27	41	11	4
12	-27	-25	43	9	2
13	-3	-33	35	1	8
14	-7	-29	39	-3	4
15	-1	-23	45	-21	6
16	0	-24	44	-20	1
17	-16	-40	60	-4	16
18	-20	-36	56	0	4
19	-22	-34	58	-2	2
20	-21	-33	57	-3	1
21	-25	-29	61	-7	4

Here the score given by Table 5 is considered as a multivariate time series ( $\underline{X}_t$ ), hence it is the network-influenced attribute. The aim is to predict the score. Figure S3 presents the process in the usual way of time series and network. This figure shows all the given observations of ( $\underline{X}_t$ ) and ( $Ad_t$ ). In order to be a valid score, the score of all player has to be sum up to zero, hence  $\sum_{s=1}^d \underline{X}_{t;s} = 0$  for all  $t$ . Thus, even though we observe a 4 dimensional time series, it is only of 3 dimensions. For modeling the score with an DSNAR(1), denoted as NAR, we use this relation and set  $\underline{X}_{t;4} = -\sum_{s=1}^3 \underline{X}_{t;s}$ . The other components,  $\underline{X}_{t;j}, j = 1, 2, 3$ , are given by

$$\underline{X}_{t;j} = \underline{X}_{t-1;j} + \sum_{s \neq j} \alpha_{js} \tilde{A}_{t,js} \underline{X}_{t-1;j} + \mu_j + \varepsilon_{t;j}, \quad (30)$$

<sup>1</sup>For more details on *Doppelkopf* refer to [http://www.doko-verband.de/Regeln\\_Ordnungen.html](http://www.doko-verband.de/Regeln_Ordnungen.html), <https://de.wikipedia.org/wiki/Doppelkopf> and <https://en.wikipedia.org/wiki/Doppelkopf>

where  $\tilde{A}d_{t,ij} = \#\text{team members}$  (usually 2) if player  $i$  and player  $j$  are on the same team for game  $t$  and  $\tilde{A}d_{t,ij} = -\#\text{opponents}$  if they are opponents for game  $t$ . This model has  $9 + 3$  parameters. In the same manner we consider the following VAR model given by  $X_{t;4} = -\sum_{j=1}^3 X_{t;j}$  and

$$\underline{X}_{t;j} = X_{t-1;j} + \sum_{s \neq j} a_{js} \underline{X}_{t;s} + \mu_s + \varepsilon_{t;j}, j = 1, 2, 3. \quad (31)$$

This VAR model also has 12 parameters and as in the DSNAR model the coefficient determining the influence of  $X_{t-1;j}$  on  $X_{t;j}$  is set to 1 for all  $j$ . Furthermore, a structural DSNAR(1) is considered, which is given by

$$\underline{X}_t = \underline{X}_{t-1} + \begin{pmatrix} Ad_{t;12} & Ad_{t;13} & Ad_{t;14} \\ Ad_{t;21} & -Ad_{t;24} & -Ad_{t;23} \\ -Ad_{t;34} & Ad_{t;31} & -Ad_{t;32} \\ -Ad_{t;43} & -Ad_{t;42} & Ad_{t;41} \end{pmatrix} \begin{pmatrix} e_{t;1} \\ e_{t;2} \\ e_{t;3} \end{pmatrix} =: \underline{X}_{t-1} + f(Ad_t)e_t, \quad (32)$$

where  $Ad_{t,ij} = 1$  if player  $i$  and player  $j$  are on the same team and else  $Ad_{t,ij} = 0$ . This model can be written as  $Z_t = \underline{X}_t - \underline{X}_{t-1} = f(Ad_t)e_t$ . Hence, this model can be seen as DSNMA(0) model and the parameters of this model are the innovation's mean. This model is denoted as NMA. As a further benchmark we consider a forecast by two simple approaches,  $\hat{\underline{X}}_{t+1} = \underline{X}_t$ , denoted as NAIV, and  $\hat{\underline{X}}_{t+1} = \underline{X}_t + 1/t \underline{X}_t$ , denoted as NAIV2. The forecast results are given in Table 6 and the forecast error is given in Table 7. The network time series models, NAR and NMA, give on average for these 3 time points considered the best forecast. The NAIV approach is also upfront, whereas VAR performs worse. However, the sample size is considerably small so that a reliable statement cannot be made. Note that the prediction  $\hat{\underline{X}}_{t+1}$  given by the NAR and NMA uses the network structure at  $t + 1$ . Prediction may not be the most interesting question to answer for this setting. Of interest is also the question who plays well with whom. Such questions can be easily answered by interpreting the parameters of the network time series models. For NMA, (32), we have  $Ee_{t;1} =: \mu_{(1,2),-(3,4)}$  giving the playing performance of player 1 and 2, whereas, due to the symmetry of the game score,  $-Ee_{t;1} = -\mu_{(1,2),-(3,4)}$  represents the playing performance of player 3 and 4. Similarly,  $\mu_{(1,3),-(2,4)}$  represents the playing performance of player 1 and 3 and with minus sign for players 2 and 4. Based on the given data we obtain  $\hat{\mu}_{(1,2),-(3,4)} = -9.5$ ,  $\hat{\mu}_{(1,3),-(2,4)} = 2$ ,  $\mu_{(1,4),-(2,3)} = -2.75$ . That means player 3&4 usually wins against player 1&2.

Table 6: Predicted scores of a play of the German card game 'Doppelkopf' at  $t = 19, 20, 21$ .

Player	$t = 19$				$t = 20$				$t = 21$			
	1	2	3	4	1	2	3	4	1	2	3	4
$\underline{X}_t$	-26	-30	62	-6	-22	-34	58	-2	-22	-34	58	-2
NAIV	-22	-34	58	-2	-22	-34	58	-2	-20	-36	56	0
NAIV2	-23	-36	61	-2	-23	-36	61	-2	-21	-38	59	0
VAR	-22	-35	60	-3	-22	-36	60	-3	-20	-35	57	-1
NAR	-23	-33	60	-3	-24	-33	60	-4	-22	-35	59	-2
NMA	-25	-31	61	-5	-25	-31	61	-5	-23	-33	59	-3

Table 7: The forecast error of a play of the German card game 'Doppelkopf' at  $t = 19, 20, 21$ .,  $\|\underline{X}_t - \hat{\underline{X}}_t\|_2$ , is given in the lower table.

	NAIV	NAR	NAIV2	VAR	NMA
19	8	5	8	8	3
20	0	3	4	3	6
21	4	1	5	3	2

## 6 Conclusions

In this paper the network-influenced attributes are modeled by using the doubly stochastic framework. In this framework network linear processes and network autoregressive processes have been defined.

Independence of the time series' innovations and the network enables the possibility to model time series and network separately. This gives flexibility in the sense that one is not limited to a specific network model. By restricting to  $\alpha$ -mixing networks this framework becomes feasible and statistical results can be derived. For instance, based on observations of the time series and the network consistency of estimators for the parameters of a network AR(1) model is shown. These estimators can be used to do forecasting and, as can be seen in the numerical examples, the benefit of using the additional structure can be quite large. It is further possible to interpret the parameters to gain new insight as can be seen in the real data example.

## 7 Proofs

*Proof of Lemma 2.2.* (i) and (ii) gives the existence of the  $L_2$ -Limit of  $X_t$ , so that it can be written as  $\underline{X}_t = \sum_{j=0}^{\infty} B_{t,j} \underline{\varepsilon}_{t-j}$ . We have  $B_{t,j} = f_j(Ad_{t-1}, \dots, Ad_{t-j})$  and  $\{\underline{\varepsilon}_t, t \in \mathbb{Z}\}$  is i.i.d and independent to the stationary process  $\{Ad_t, t \in \mathbb{Z}\}$ . Thus,  $\{\underline{\varepsilon}_t, t \in \mathbb{Z}\}$  and  $(\text{vec}(B_{t,j}, j \in \mathbb{N}))_{t \in \mathbb{Z}}$  are independent. We have  $\underline{\mu}_x = \sum_{j=0}^{\infty} EB_{0,j} \underline{\mu}$  and for the autocovariance function

$$\begin{aligned} \Gamma_X(h) &= \sum_{j=0}^{\infty} \sum_{s=0}^{\infty} (E(B_{t+h,j} \underline{\varepsilon}_{t+h-j} \underline{\varepsilon}_{t-s}^\top B_{t,s}^\top) - E(B_{t+h,j} \underline{\mu} \underline{\mu}^\top B_{t,s}^\top) + \\ &\quad E(B_{t+h,j} \underline{\mu} \underline{\mu}^\top B_{t,s}^\top) - E(B_{t+h,j}) \underline{\mu} \underline{\mu}^\top E(B_{t,s}^\top)) \\ &= \sum_{s=0}^{\infty} E(B_{h,s+h} \Sigma B_{0,s}^\top) + \sum_{j=0}^{\infty} \sum_{s=0}^{\infty} \text{Cov}(B_{h,j} \underline{\mu}, B_{0,s} \underline{\mu}), h \geq 0. \end{aligned}$$

□

*Proof of Lemma 2.3.* Since (7) defines a doubly stochastic linear process and due to (8) and (9) the assertion follows by Lemma 2.2. □

*Proof of Lemma 2.4.* Let  $\tilde{A}_t = \prod_{s=(t-1)q}^{tq} A_{-s}$ . Hence,  $\prod_{s=1}^j A_{-s} = (\prod_{s=1}^{\tilde{j}} \tilde{A}_s) \tilde{A}'_{\tilde{j}}$ , where  $\tilde{j} = \lfloor j/q \rfloor$  and  $\tilde{A}'_{\tilde{j}} = \prod_{s=\tilde{j}q+1}^j A_{-s}$  denotes the remaining  $A_{-s}$ 's which do not make a full  $\tilde{A}_s$ . Let  $E \log \|\tilde{A}_1\| < 0$ . Then there exists a  $\rho > 1$  so that  $\log \rho + E \log \|\tilde{A}_1\| < 0$ . Since  $\mathbf{A}d$  is  $\alpha$ -mixing, we have that  $\{\log \|\tilde{A}_t\|, t \in \mathbb{Z}\}$  is  $\alpha$ -mixing as well. Consequently,  $\{\log \|\tilde{A}_t\|, t \in \mathbb{Z}\}$  is ergodic, see Bradley (2007, Proposition 2.8, 2.6). Hence, as  $\tilde{j} \rightarrow \infty$ ,  $1/\tilde{j} \sum_{s=1}^{\tilde{j}} \log \rho + \log \|\tilde{A}_{-s}\| \rightarrow \log \rho + E \log \|\tilde{A}_1\| < 0$  a.s.. Thus, as  $\tilde{j} \rightarrow \infty$ ,  $\prod_{s=1}^{\tilde{j}} \rho \|\tilde{A}_{-s}\| = \exp(\sum_{s=1}^{\tilde{j}} \log \rho + \log \|\tilde{A}_{-s}\|) \rightarrow 0$  a.s.. Since

$$\begin{aligned} \left\| \sum_{j=0}^{\infty} \left| \prod_{s=1}^j A_{t-s} \right| \right\| &= \left\| \sum_{j=0}^{\infty} \left| \left( \prod_{s=1}^{\tilde{j}} \tilde{A}_{t-s} \right) \tilde{A}'_{\tilde{j}} \right| \right\| \leq \sum_{j=0}^{\infty} \|\tilde{A}'_{\tilde{j}}\| \prod_{s=1}^{\tilde{j}} \|\tilde{A}_{t-s}\| \\ &= \sum_{j=0}^{\infty} \|\tilde{A}'_{\tilde{j}}\| \rho^{-\tilde{j}} \rho^{\tilde{j}} \prod_{s=1}^{\tilde{j}} \|\tilde{A}_{t-s}\| < \infty \text{ a.s.}, \end{aligned}$$

we have (8). Since

$$\left\| \sum_{j=0}^{\infty} E \left| \prod_{s=1}^j A_{-s} \Sigma_d \left( \prod_{s=1}^j A_{-s} \right)^\top \right| \right\| \leq \|\Sigma_d\| \sum_{j=0}^{\infty} \|\tilde{A}'_{\tilde{j}}\|^2 E \prod_{s=1}^{\tilde{j}} \|\tilde{A}_{-s}\|^2,$$

(9) follows by  $E \log \|\tilde{A}_1\|^2 < 0$  in the same steps as above. □

*Proof of Theorem 3.1.* For a fixed  $M \in \mathbb{N}$  we consider the approximation given by  $\underline{X}_{t,M} = \sum_{j=0}^M B_{t,j} \underline{\varepsilon}_{t-j}$ . We show the asymptotic normality for  $1/\sqrt{n} \sum_{t=1}^n \underline{X}_{t,M}$ . If the approximation is sufficiently close, the assertion follows by Theorem 4.2 of Billingsley (1968).

Since  $B_t = f_j(Ad_t, \dots, Ad_{t-j-1})$ , for some measurable functions  $g, \tilde{g}$  we have  $\underline{X}_{t,M} = g(B_{t,0}, \dots, B_{t,M}, \underline{\varepsilon}_t, \dots, \underline{\varepsilon}_{t-M}) = \tilde{g}(Ad_t, \dots, Ad_{t-M}, \underline{\varepsilon}_t, \dots, \underline{\varepsilon}_{t-M})$ . Thus, we have  $\sigma(\underline{X}_{t,M}) \subseteq$

$\sigma(\sigma(Ad_t, \dots, Ad_{t-M}) \cup \sigma(\underline{\varepsilon}_t, \dots, \underline{\varepsilon}_{t-m}))$ . This gives us  $\sigma(\underline{X}_{k,M}, k \leq t) \subseteq \sigma(\sigma(Ad_k, k \leq t) \cup \sigma(\underline{\varepsilon}_k, k \leq t))$  and  $\sigma(\underline{X}_{k,M}, k \geq t) \subseteq \sigma(\sigma(Ad_k, k \geq t-M) \cup \sigma(\underline{\varepsilon}_k, k \geq t-M))$ . Since  $\mathbf{Ad}$  and  $\underline{\varepsilon}$  are independent with Theorem 6.1 of Bradley (2007) we have  $\alpha((\underline{X}_{t,M}), n) \leq \alpha(\mathbf{Ad}, n-M) + \alpha(\underline{\varepsilon}, n-M)$  and due to the i.i.d structure of  $\underline{\varepsilon}$  we have  $\alpha((\underline{X}_{t,M}), n) \leq \alpha(\mathbf{Ad}, n-M)$  for  $n > M$ . Hence, the strong mixing conditions of  $\mathbf{Ad}$  transfer to  $(\underline{X}_{t,M})$ , due to Assumption 1 we have  $\sum_{n=1}^{\infty} \alpha((\underline{X}_{t,M}), n) \leq MC + \sum_{n=M}^{\infty} \alpha(\mathbf{Ad}, n-M)n^3 < \infty$ . The autocovariance of  $(\underline{X}_{t,M})$  is given by

$$\Gamma_{x,M}(h) = \sum_{s=0}^{M-|h|} EB_{h,s+h} \Sigma_d B_{0,s}^\top + \sum_{j_1=0}^M \sum_{j_2=0}^M \text{Cov}(B_{h,j_1} \mu, B_{0,j_2} \mu).$$

We use the Cramér-Wold-device to show the asymptotic normality of  $1/\sqrt{n} \sum_{t=1}^n \underline{X}_{t,M}$ . Thus, we consider  $c \in \mathbb{R}^d$  arbitrary and show that

$$\sqrt{N}(c^\top (\bar{X}_{n,M} - E\underline{X}_{0,M})) \xrightarrow{D} \mathcal{N}\left(0, \sum_{h \in \mathbb{Z}} c^\top \Gamma_{X,M}(h) c\right), \text{ as } N \rightarrow \infty.$$

For this we use Corollary 10.22 of Bradley (2007). We have, as  $n \rightarrow \infty$ ,

$$E\left(\sum_{t=1}^n c^\top (\underline{X}_{t,M} - E(\underline{X}_{t,M}))\right)^2 = \sum_{h=-n+1}^{n-1} (n-|h|) c^\top \Gamma_{x,M}(h) c \rightarrow \infty,$$

and

$$E(1/\sqrt{n} \sum_{t=1}^n c^\top (\underline{X}_{t,M} - E(\underline{X}_{t,M})))^2 \rightarrow \sum_{h \in \mathbb{Z}} c^\top \Gamma_{x,M}(h) c.$$

Since  $(c^\top \underline{X}_{t,M})$  fulfills the required strong mixing condition, it remains to show that  $E|c^\top (\underline{X}_0 - E\underline{X}_0)|^4 < \infty$ . To see this, we have with Assumption 2 and 3 and since  $Ad$  and  $(\underline{\varepsilon}_t)$  are independent

$$\begin{aligned} E|c^\top (\underline{X}_0 - E\underline{X}_0)|^4 &= \sum_{j_1, \dots, j_4=0}^M \sum_{i_1, \dots, i_4=1}^d \sum_{s_1, \dots, s_4=1}^d |c_{i_1} c_{i_2} c_{i_3} c_{i_4}| \\ &\quad \left[ E \underline{\varepsilon}_{-j_1; s_1} \underline{\varepsilon}_{-j_2; s_2} \underline{\varepsilon}_{-j_3; s_3} \underline{\varepsilon}_{-j_4; s_4} \text{Cov}(B_{0, j_1; i_1 s_1} B_{0, j_2; i_2 s_2}, B_{0, j_3; i_3 s_3} B_{0, j_4; i_4 s_4}) + \right. \\ &\quad \left. \text{Cov}(\underline{\varepsilon}_{-j_1; s_1} \underline{\varepsilon}_{-j_2; s_2}, \underline{\varepsilon}_{-j_3; s_3} \underline{\varepsilon}_{-j_4; s_4}) E(B_{0, j_1; i_1 s_1} B_{0, j_2; i_2 s_2}) E(B_{0, j_3; i_3 s_3} B_{0, j_4; i_4 s_4}) \right] | \\ &\leq \sum_{j_1, \dots, j_4=0}^M \sum_{i_1, \dots, i_4=1}^d \sum_{s_1, \dots, s_4=1}^d |c_{i_1} c_{i_2} c_{i_3} c_{i_4}| ((E \underline{\varepsilon}_{0; s_1}^4) (E \underline{\varepsilon}_{0; s_2}^4) (E \underline{\varepsilon}_{0; s_3}^4) (E \underline{\varepsilon}_{0; s_4}^4))^{1/4} \\ &\quad \times ((EB_{0, j_1; i_1 s_1}^4) (EB_{0, j_2; i_2 s_2}^4) (EB_{0, j_3; i_3 s_3}^4) (EB_{0, j_4; i_4 s_4}^4))^{1/4} \\ &= M^4 C < \infty. \end{aligned}$$

Thus, we have the asymptotic normality of  $\sqrt{n} \bar{X}_{n,M}$ . Since  $\sum_{h \in \mathbb{Z}} \sum_{s=0}^{\infty} |EB_{h,s+h} \Sigma_d B_{0,s}^\top| < \infty$  and  $\sum_{h \in \mathbb{Z}} \sum_{j_1=0}^{\infty} \sum_{j_2=0}^{\infty} |\text{Cov}(B_{h,j_1} \mu, B_{0,j_2} \mu)| < \infty$ , see Assumption 3, we have  $\sum_{h \in \mathbb{Z}} \Gamma_{X,M}(h) \rightarrow \sum_{h \in \mathbb{Z}} \Gamma_X(h)$ , as  $M \rightarrow \infty$ . Hence, the asymptotic variance of  $\sqrt{n} \bar{X}_{n,M}$  converges to the asymptotic variance of  $\sqrt{n} \bar{X}_n$ . It remains to show that the approximation is sufficiently close. For  $\delta > 0$  we have

$$\begin{aligned} &\lim_{M \rightarrow \infty} \limsup_{n \rightarrow \infty} P\left(|c^\top \frac{1}{\sqrt{n}} \sum_{t=1}^n (\underline{X}_t - E\underline{X}_0 - (\underline{X}_{t-M} - E\underline{X}_{t,M}))| > \delta\right) \\ &\leq \lim_{M \rightarrow \infty} \limsup_{n \rightarrow \infty} \sum_{h=-n+1}^{n-1} \frac{n-|h|}{n} \sum_{j_1, j_2=M+1}^{\infty} c^\top \text{Cov}(B_{0, j_1} \underline{\varepsilon}_{-j_2}, B_{h, j_2} \underline{\varepsilon}_{h-j_2}) c / \delta^2 \\ &= \lim_{M \rightarrow \infty} \limsup_{n \rightarrow \infty} \sum_{h=-n+1}^{n-1} \frac{n-|h|}{n \delta^2} c^\top \left[ \sum_{s=M+1}^{\infty} EB_{0,s} \Sigma_d B_{h,s+|h|}^\top + \sum_{j_1, j_2=M+1}^{\infty} \text{Cov}(B_{0, s} \mu, B_{h, j} \mu) \right] c \end{aligned}$$

$$\begin{aligned}
&\leq \lim_{M \rightarrow \infty} \sum_{s=M+1}^{\infty} \sum_{h \in \mathbb{Z}} c^\top |EB_{0,s} \Sigma_d B_{h,s+h}^\top| c / \delta^2 + \sum_{j_1, j_2=M+1}^{\infty} \sum_{h \in \mathbb{Z}} c^\top |\text{Cov}(B_{0,s} \underline{\mu}, B_{h,j} \underline{\mu})| c / \delta^2 \\
&= 0,
\end{aligned}$$

due to Assumption 3.  $\square$

*Proof of Theorem 3.2.* In order to simplify notation, let  $h \geq 0$ . Let  $\tilde{\Gamma}(h) = 1/n \sum_{t=1}^{n-h} (\underline{X}_{t+h} - \underline{\mu}_x)(\underline{X}_t - \underline{\mu}_x)^\top$ . Since Assumptions 1 to 3 ensure that Theorem 3.1 gives  $1/n \sum_{t=1}^n \underline{X}_t = \bar{X}_n = \underline{\mu}_x + \mathcal{O}_P(n^{-1/2})$  and since we have  $\hat{\Gamma}(h) = 1/n \sum_{t=1}^{n-h} (\underline{X}_{t+h} - \underline{\mu}_x)(\underline{X}_t - \underline{\mu}_x)^\top + (\underline{\mu}_x - \bar{X}_n)(\underline{X}_t - \bar{X}_n)^\top + (\underline{X}_{t+h} - \underline{\mu}_x)(\underline{\mu}_x - \bar{X}_n)^\top$ ,  $\hat{\Gamma}(h) = \tilde{\Gamma}(h) + \mathcal{O}_P(h/n^{-1/2})$  follows immediately. Furthermore, we have  $E\tilde{\Gamma}(h) = \Gamma(h) + \mathcal{O}(h/n)$ . In the following we show that the variance of  $\tilde{\Gamma}(h)$  is of order  $\mathcal{O}(1/n)$  and consequently  $\tilde{\Gamma}(h)$  as well as  $\hat{\Gamma}(h)$  are consistent estimators for  $\Gamma(h)$ :

$$\begin{aligned}
&\text{Cov}(\tilde{\Gamma}(h)_{j_1, j_2}, \tilde{\Gamma}(h)_{j_3, j_4}) = \\
&\text{Cov} \left( e_{j_1}^\top \frac{1}{n} \sum_{t=1}^{n-h} (\underline{X}_{t+h} - \underline{\mu}_x)(\underline{X}_t - \underline{\mu}_x)^\top e_{j_2}, e_{j_3}^\top \frac{1}{n} \sum_{t=1}^{n-h} (\underline{X}_{t+h} - \underline{\mu}_x)(\underline{X}_t - \underline{\mu}_x)^\top e_{j_4} \right) \\
&= \sum_{t_1, t_2=1}^{n-h} \text{Cov} \left( e_{j_1}^\top \frac{1}{n} (\underline{X}_{t_1+h} - \underline{\mu}_x)(\underline{X}_{t_1} - \underline{\mu}_x)^\top e_{j_2}, e_{j_3}^\top \frac{1}{n} (\underline{X}_{t_2+h} - \underline{\mu}_x)(\underline{X}_{t_2} - \underline{\mu}_x)^\top e_{j_4} \right) \\
&= \sum_{t_1, t_2=1}^{n-h} \frac{1}{n^2} \sum_{s_1, s_2, s_3, s_4=0}^{\infty} \text{Cov} \left( e_{j_1}^\top (B_{t_1+h, s_1} \underline{\varepsilon}_{t_1+h-s_1} - EB_{0, s_1} \mu) (B_{t_1, s_2} \underline{\varepsilon}_{t_1-s_2} - EB_{0, s_2} \mu)^\top e_{j_2}, \right. \\
&\quad \left. e_{j_3}^\top (B_{t_2+h, s_3} \underline{\varepsilon}_{t_2+h-s_3} - EB_{0, s_3} \mu) (B_{t_2, s_4} \underline{\varepsilon}_{t_2-s_4} - EB_{0, s_4} \mu)^\top e_{j_4} \right).
\end{aligned}$$

The innovations  $\underline{\varepsilon}_t$  are i.i.d. and therefore we divide the last term on the right hand side into five terms. For each moment structure of the innovations these are: all indices are equal, 3 indices are equal, 2 different pairs, 2 indices are equal, and all indices are different. We show that each case is of order  $\mathcal{O}(1/n)$ . These terms can be bounded by applying the Cauchy-Schwarz-inequality and the boundedness follows by moment and mixing conditions given by Assumptions 1 to 3. We begin with the case that all indices are equal. We have

$$\begin{aligned}
&\frac{1}{n^2} \sum_{t_1, t_2=1}^{n-h} \left[ \sum_{s=0}^{\infty} \text{Cov} \left( e_{j_1}^\top (B_{t_1+h, s} \underline{\varepsilon}_{t_1+h-s} - EB_{0, s} \mu) (B_{t_1, s-h} \underline{\varepsilon}_{t_1-s+h} - EB_{0, s-h} \mu)^\top e_{j_2}, \right. \right. \\
&\quad \left. \left. e_{j_3}^\top (B_{t_2+h, t_2-t_1+s} \underline{\varepsilon}_{t_1+h-s} - EB_{0, t_2-t_1+s} \mu) (B_{t_2, t_2-t_1+s-h} \underline{\varepsilon}_{t_1+h-s} - EB_{0, t_2-t_1+s-h} \mu)^\top e_{j_4} \right) \right] \\
&= \frac{1}{n} \sum_{l=-n+h+1}^{n-h-1} \frac{n-|l|}{n} \left[ \sum_{s=0}^{\infty} \text{Cov} \left( e_{j_1}^\top (B_{h, s} \underline{\varepsilon}_0 - EB_{0, s} \mu) (B_{0, s-h} \underline{\varepsilon}_0 - EB_{0, s-h} \mu)^\top e_{j_2}, \right. \right. \\
&\quad \left. \left. e_{j_3}^\top (B_{l+h, l+s} \underline{\varepsilon}_0 - EB_{0, l+s} \mu) (B_{l, l+s-h} \underline{\varepsilon}_0 - EB_{0, l+s-h} \mu)^\top e_{j_4} \right) \right] \\
&\leq \frac{1}{n} \sum_{s=0}^{\infty} \left( E \left[ e_{j_1}^\top (B_{h, s} \underline{\varepsilon}_0 - EB_{0, s} \mu) (B_{0, s-h} \underline{\varepsilon}_0 - EB_{0, s-h} \mu)^\top e_{j_2} \right]^2 \right)^{1/2} \\
&\quad \sum_{l=0}^{\infty} \left( E \left[ e_{j_3}^\top (B_{h, l} \underline{\varepsilon}_0 - EB_{0, l} \mu) (B_{0, l-h} \underline{\varepsilon}_0 - EB_{0, l-h} \mu)^\top e_{j_4} \right]^2 \right)^{1/2} = \mathcal{O}(1/n).
\end{aligned}$$

In the following we consider the case that 3 indices are equal and the fourth index is different from the others. We have

$$\begin{aligned}
&\frac{1}{n^2} \sum_{t_1, t_2=1}^{n-h} \left[ \sum_{s_1, s_2=0, s_1 \neq s_2}^{\infty} \text{Cov} \left( e_{j_1}^\top (B_{t_1+h, s_1} \underline{\varepsilon}_{t_1+h-s_1} - EB_{0, s_1} \mu) (B_{t_1, s_1-h} \underline{\varepsilon}_{t_1-s_1+h} - \right. \right. \\
&\quad \left. \left. EB_{0, s_1-h} \mu)^\top e_{j_2}, e_{j_3}^\top (B_{t_2+h, t_2-t_1+s_1} \underline{\varepsilon}_{t_1+h-s_1} - EB_{0, t_2-t_1+s_1} \mu) (B_{t_2, s_2} \underline{\varepsilon}_{t_2-s_2} - EB_{0, s_2} \mu)^\top e_{j_4} \right) \right]
\end{aligned}$$

$$\begin{aligned}
& + \sum_{s_1, s_2=0, s_1 \neq s_2}^{\infty} \text{Cov} \left( e_{j_1}^\top (B_{t_1+h, s_1} \varepsilon_{t_1+h-s_1} - EB_{0, s_1} \mu) (B_{t_1, s_1-h} \varepsilon_{t_1-s_1+h} - EB_{0, s_1-h} \mu)^\top e_{j_2}, \right. \\
& \quad \left. e_{j_3}^\top (B_{t_2+h, s_2} \varepsilon_{t_2+h-s_2} - EB_{0, s_2} \mu) (B_{t_2, t_2-t_1+s_1} \varepsilon_{t_1+h-s_1} - EB_{0, t_2-t_1+s_1} \mu)^\top e_{j_4} \right) \\
& + \sum_{s_1, s_2=0, s_1 \neq s_2}^{\infty} \text{Cov} \left( e_{j_3}^\top (B_{t_1+h, s_1} \varepsilon_{t_1+h-s_1} - EB_{0, s_1} \mu) (B_{t_1, s_1-h} \varepsilon_{t_1-s_1+h} - EB_{0, s_1-h} \mu)^\top e_{j_4}, \right. \\
& \quad \left. e_{j_1}^\top (B_{t_2+h, t_2-t_1+s_1} \varepsilon_{t_1+h-s_1} - EB_{0, t_2-t_1+s_1} \mu) (B_{t_2, s_2} \varepsilon_{t_2+h-s_2} - EB_{0, s_2} \mu)^\top e_{j_2} \right) \\
& + \sum_{s_1, s_2=0, s_1 \neq s_2}^{\infty} \text{Cov} \left( e_{j_3}^\top (B_{t_1+h, s_1} \varepsilon_{t_1+h-s_1} - EB_{0, s_1} \mu) (B_{t_1, s_1-h} \varepsilon_{t_1-s_1+h} - EB_{0, s_1-h} \mu)^\top e_{j_4}, \right. \\
& \quad \left. e_{j_1}^\top (B_{t_2+h, s_2} \varepsilon_{t_2+h-s_2} - EB_{0, s_2} \mu) (B_{t_2, t_2-t_1+s_1} \varepsilon_{t_1+h-s_1} - EB_{0, t_2-t_1+s_1} \mu)^\top e_{j_2} \right) \Big],
\end{aligned}$$

which is equal to

$$\begin{aligned}
& \sum_{l=-n+h+1}^{n-h-1} \frac{n-|l|}{n^2} \left[ \sum_{s_1, s_2=0, s_1 \neq s_2}^{\infty} \text{Cov} \left( e_{j_1}^\top (B_{h, s_1} \varepsilon_0 - EB_{0, s_1} \mu) (B_{0, s_1-h} \varepsilon_0 - EB_{0, s_1-h} \mu)^\top e_{j_2}, \right. \right. \\
& \quad \left. \left. e_{j_3}^\top (B_{l+h, l+s_1} \varepsilon_0 - EB_{0, l+s_1} \mu) (B_{l, s_2} \varepsilon_1 - EB_{0, s_2} \mu)^\top e_{j_4} \right) \right. \\
& + \sum_{s_1, s_2=0, s_1 \neq s_2}^{\infty} \text{Cov} \left( e_{j_1}^\top (B_{h, s_1} \varepsilon_0 - EB_{0, s_1} \mu) (B_{0, s_1-h} \varepsilon_0 - EB_{0, s_1-h} \mu)^\top e_{j_2}, \right. \\
& \quad \left. e_{j_3}^\top (B_{l+h, s_2} \varepsilon_1 - EB_{0, s_2} \mu) (B_{l, l+s_1} \varepsilon_0 - EB_{0, l+s_1} \mu)^\top e_{j_4} \right) \\
& + \sum_{s_1, s_2=0, s_1 \neq s_2}^{\infty} \text{Cov} \left( e_{j_3}^\top (B_{h, s_1} \varepsilon_0 - EB_{0, s_1} \mu) (B_{0, s_1-h} \varepsilon_0 - EB_{0, s_1-h} \mu)^\top e_{j_4}, \right. \\
& \quad \left. e_{j_1}^\top (B_{l+h, l+s_1} \varepsilon_0 - EB_{0, l+s_1} \mu) (B_{l, s_2} \varepsilon_1 - EB_{0, s_2} \mu)^\top e_{j_2} \right) \\
& + \sum_{s_1, s_2=0, s_1 \neq s_2}^{\infty} \text{Cov} \left( e_{j_3}^\top (B_{h, s_1} \varepsilon_0 - EB_{0, s_1} \mu) (B_{0, s_1-h} \varepsilon_0 - EB_{0, s_1-h} \mu)^\top e_{j_4}, \right. \\
& \quad \left. e_{j_1}^\top (B_{l+h, s_2} \varepsilon_1 - EB_{0, s_2} \mu) (B_{l, l+s_1} \varepsilon_0 - EB_{0, l+s_1} \mu)^\top e_{j_2} \right) \Big] = O(1/n).
\end{aligned}$$

To see this we take a closer look at the first part. The same arguments can also be applied to the other parts. Using the Cauchy-Schwarz-inequality and due to  $E(B_{l, s} \varepsilon_1 - EB_{0, s} \mu) = 0$  for all  $s, l$ , we get

$$\begin{aligned}
& \sum_{l=-n+h+1}^{n-h-1} \frac{n-|l|}{n^2} \left[ \sum_{s_1, s_2=0}^{\infty} \text{Cov} \left( e_{j_1}^\top (B_{h, s_1} \varepsilon_0 - EB_{0, s_1} \mu) (B_{0, s_1-h} \varepsilon_0 - EB_{0, s_1-h} \mu)^\top e_{j_2}, \right. \right. \\
& \quad \left. \left. e_{j_3}^\top (B_{l+h, l+s_1} \varepsilon_0 - EB_{0, l+s_1} \mu) (B_{l, s_2} \varepsilon_1 - EB_{0, s_2} \mu)^\top e_{j_4} \right) \right] \\
& \leq \frac{1}{n} \sum_{l=0}^{\infty} \sum_{s_1, s_2=0}^{\infty} \left[ \left( E \left[ e_{j_1}^\top (B_{h, s_1} \varepsilon_0 - EB_{0, s_1} \mu) (B_{0, s_1-h} \varepsilon_0 - EB_{0, s_1-h} \mu)^\top e_{j_2} \right]^2 \right)^{1/2} \right. \\
& \quad \times \left( E \left[ e_{j_3}^\top (B_{0, l} \varepsilon_0 - EB_{0, l} \mu) \right]^4 \right)^{1/4} \left( E \left[ e_{j_4}^\top (B_{0, s_2} \varepsilon_1 - EB_{0, s_2} \mu) \right]^4 \right)^{1/4} \\
& \quad + E \left| e_{j_1}^\top (B_{h, s_1} \varepsilon_0 - EB_{0, s_1} \mu) (B_{0, s_1-h} \varepsilon_0 - EB_{0, s_1-h} \mu)^\top e_{j_2} \right| \\
& \quad \left. \times \left( E \left[ e_{j_3}^\top (B_{0, l} \varepsilon_0 - EB_{0, l} \mu) \right]^2 \right)^{1/2} \left( E \left[ e_{j_4}^\top (B_{0, s_2} \varepsilon_1 - EB_{0, s_2} \mu) \right]^2 \right)^{1/2} \right] \\
& = O(1/n),
\end{aligned}$$

since  $\sum_{l=0}^{\infty} \left( E \left[ e_i^\top (B_{0, l} \varepsilon_0 - EB_{0, l} \mu) \right]^4 \right)^{1/4} < \infty$  for all  $i = 1, \dots, d$ . In the next step we consider the case



that we have 2 pairs of indices and the 2 pairs are not equal. We have

$$\begin{aligned}
& \frac{1}{n^2} \sum_{t_1, t_2=1}^{n-h} \left[ \sum_{s_1, s_2=0, s_1 \neq s_2}^{\infty} \text{Cov} \left( e_{j_1}^\top (B_{t_1+h, s_1} \underline{\varepsilon}_{t_1+h-s_1} - EB_{0, s_1} \mu) \right. \right. \\
& \quad (B_{t_1, s_1-h} \underline{\varepsilon}_{t_1-s_1+h} - EB_{0, s_1-h} \mu)^\top e_{j_2}, \\
& \quad \left. \left. e_{j_3}^\top (B_{t_2+h, s_2} \underline{\varepsilon}_{t_2+h-s_2} - EB_{0, s_2} \mu) (B_{t_2, s_2-h} \underline{\varepsilon}_{t_2+h-s_2} - EB_{0, s_2} \mu)^\top e_{j_4} \right) \right. \\
& + \sum_{s_1, s_2=0, s_1 \neq s_2}^{\infty} \text{Cov} \left( e_{j_1}^\top (B_{t_1+h, s_1} \underline{\varepsilon}_{t_1+h-s_1} - EB_{0, s_1} \mu) (B_{t_1, s_2} \underline{\varepsilon}_{t_1-s_2} - EB_{0, s_2} \mu)^\top e_{j_2}, \right. \\
& \quad \left. e_{j_3}^\top (B_{t_2+h, t_2-t_1+s_1} \underline{\varepsilon}_{t_1+h-s_1} - EB_{0, t_2-t_1+s_1} \mu) \right. \\
& \quad \left. (B_{t_2, t_2-t_1+s_2} \underline{\varepsilon}_{t_1-s_2} - EB_{0, t_2-t_1+s_2} \mu)^\top e_{j_4} \right) \\
& + \sum_{s_1, s_2=0, s_1 \neq s_2}^{\infty} \text{Cov} \left( e_{j_1}^\top (B_{t_1+h, s_1} \underline{\varepsilon}_{t_1+h-s_1} - EB_{0, s_1} \mu) (B_{t_1, s_2} \underline{\varepsilon}_{t_1-s_2} - EB_{0, s_2} \mu)^\top e_{j_4}, \right. \\
& \quad \left. e_{j_3}^\top (B_{t_2+h, t_2-t_1+h+s_2} \underline{\varepsilon}_{t_1-s_2} - EB_{0, t_2-t_1+h+s_2} \mu) (B_{t_2, t_2-t_1-h+s_1} \underline{\varepsilon}_{t_1+h-s_1} - \right. \\
& \quad \left. EB_{0, t_2-t_1-h+s_1} \mu)^\top e_{j_2} \right) \left. \right] \\
& = \sum_{l=-n+h+1}^{n-h-1} \frac{n-|l|}{n^2} \left[ \sum_{s_1, s_2=0, s_1 \neq s_2}^{\infty} \text{Cov} \left( e_{j_1}^\top (B_{h, s_1} \underline{\varepsilon}_1 - EB_{0, s_1} \mu) (B_{0, s_1-h} \underline{\varepsilon}_1 - EB_{0, s_1-h} \mu)^\top e_{j_2}, \right. \right. \\
& \quad \left. \left. e_{j_3}^\top (B_{l+h, s_2} \underline{\varepsilon}_2 - EB_{0, s_2} \mu) (B_{l, s_2-h} \underline{\varepsilon}_2 - EB_{0, s_2} \mu)^\top e_{j_4} \right) \right. \\
& + \sum_{s_1, s_2=0, s_1 \neq s_2}^{\infty} \text{Cov} \left( e_{j_1}^\top (B_{h, s_1} \underline{\varepsilon}_1 - EB_{0, s_1} \mu) (B_{0, s_2} \underline{\varepsilon}_2 - EB_{0, s_2} \mu)^\top e_{j_2}, \right. \\
& \quad \left. e_{j_3}^\top (B_{l+h, l+s_1} \underline{\varepsilon}_1 - EB_{0, l+s_1} \mu) (B_{l, l+s_2} \underline{\varepsilon}_2 - EB_{0, l+s_2} \mu)^\top e_{j_4} \right) \\
& + \sum_{s_1, s_2=0, s_1 \neq s_2}^{\infty} \text{Cov} \left( e_{j_1}^\top (B_{h, s_1} \underline{\varepsilon}_1 - EB_{0, s_1} \mu) (B_{0, s_2} \underline{\varepsilon}_2 - EB_{0, s_2} \mu)^\top e_{j_2}, \right. \\
& \quad \left. e_{j_3}^\top (B_{l+h, l+h+s_2} \underline{\varepsilon}_2 - EB_{0, l+h+s_2} \mu) (B_{l, l-h+s_1} \underline{\varepsilon}_1 - EB_{0, l-h+s_1} \mu)^\top e_{j_4} \right) \left. \right] \\
& = \mathcal{O}(1/n).
\end{aligned}$$

To see this, we take a closer look at each part. The first part of the right-hand-side of the last equation can be bounded in the following way by using Corollary 10.16 in Bradley (2007) and the Cauchy-Schwarz inequality. Note that  $B_{t,j} = f_j(Ad_t, \dots, Ad_{t-j})$ , hence, for some function  $g, \tilde{g}$  we have

$$e_{j_1}^\top (B_{h, s_1} \underline{\varepsilon}_1 - EB_{0, s_1} \mu) (B_{0, s_1-h} \underline{\varepsilon}_1 - EB_{0, s_1-h} \mu)^\top e_{j_2} = g(\varepsilon_1, Ad_h, \dots, Ad_{h-s_1}), \quad (33)$$

and

$$e_{j_3}^\top (B_{l+h, s_2} \underline{\varepsilon}_2 - EB_{0, s_2} \mu) (B_{l, s_2-h} \underline{\varepsilon}_2 - EB_{0, s_2} \mu)^\top e_{j_4} = \tilde{g}(\varepsilon_2, Ad_{l+h}, \dots, Ad_{l+h-s_2}). \quad (34)$$

Thus, (34) is at least  $l - s_2$  time points ahead (33) and we get

$$\begin{aligned}
& \frac{2}{n} \sum_{l=0}^{n-h-1} \frac{n-l}{n^2} \left[ \sum_{s_1=0}^{\infty} \sum_{s_2=0}^l \text{Cov} \left( e_{j_1}^\top (B_{h, s_1} \underline{\varepsilon}_1 - EB_{0, s_1} \mu) (B_{0, s_1-h} \underline{\varepsilon}_1 - EB_{0, s_1-h} \mu)^\top e_{j_2}, \right. \right. \\
& \quad \left. \left. e_{j_3}^\top (B_{l+h, s_2} \underline{\varepsilon}_2 - EB_{0, s_2} \mu) (B_{l, s_2-h} \underline{\varepsilon}_2 - EB_{0, s_2} \mu)^\top e_{j_4} \right) \right. \\
& + \sum_{s_1=0}^{\infty} \sum_{s_2=l+1}^{\infty} \text{Cov} \left( e_{j_1}^\top (B_{h, s_1} \underline{\varepsilon}_1 - EB_{0, s_1} \mu) (B_{0, s_1-h} \underline{\varepsilon}_1 - EB_{0, s_1-h} \mu)^\top e_{j_2}, \right. \\
& \quad \left. \left. e_{j_3}^\top (B_{l+h, s_2} \underline{\varepsilon}_2 - EB_{0, s_2} \mu) (B_{l, s_2-h} \underline{\varepsilon}_2 - EB_{0, s_2} \mu)^\top e_{j_4} \right) \left. \right]
\end{aligned}$$

$$\begin{aligned}
&\leq \frac{2}{n} \left[ \sum_{s_1=0}^{\infty} \sum_{s_2=0}^{\infty} \sum_{l=0}^{\infty} \left( E \left[ e_{j_1}^\top (B_{h,s_1}\varepsilon_{l+1} - EB_{0,s_1}\mu)(B_{0,s_1-h}\varepsilon_l - EB_{0,s_1-h}\mu)^\top e_{j_2} \right]^4 \right)^{1/4} \right. \\
&\quad \times \left( E \left[ e_{j_3}^\top (B_{h,s_2}\varepsilon_{l+2} - EB_{0,s_2}\mu)(B_{0,s_2-h}\varepsilon_{l+1} - EB_{0,s_2-h}\mu)^\top e_{j_4} \right]^4 \right)^{1/4} \alpha(Ad, l)^{1/2} \\
&\quad + \sum_{s_1=0}^{\infty} \sum_{s_2=0}^{\infty} s_2 \left( E \left[ e_{j_1}^\top (B_{h,s_1}\varepsilon_{l+1} - EB_{0,s_1}\mu)(B_{0,s_1-h}\varepsilon_l - EB_{0,s_1-h}\mu)^\top e_{j_2} \right]^2 \right)^{1/2} \\
&\quad \left. \times \left( E \left[ e_{j_3}^\top (B_{h,s_2}\varepsilon_{l+2} - EB_{0,s_2}\mu)(B_{0,s_2-h}\varepsilon_{l+1} - EB_{0,s_2-h}\mu)^\top e_{j_4} \right]^2 \right)^{1/2} \right] = \mathcal{O}(1/n).
\end{aligned}$$

Due to Assumption 1 and 4. The second part can be bounded by applying again the Cauchy-Schwarz inequality. Hence, we have

$$\begin{aligned}
&\sum_{l=-n+h+1}^{n-h-1} \frac{n-|l|}{n^2} \sum_{s_1, s_2=0}^{\infty} \text{Cov} \left( e_{j_1}^\top (B_{h,s_1}\varepsilon_{l+1} - EB_{0,s_1}\mu)(B_{0,s_2}\varepsilon_{l+2} - EB_{0,s_2}\mu)^\top e_{j_2}, \right. \\
&\quad \left. e_{j_3}^\top (B_{l+h, l+s_1}\varepsilon_{l+1} - EB_{0, l+s_1}\mu)(B_{l, l+s_2}\varepsilon_{l+2} - EB_{0, l+s_2}\mu)^\top e_{j_4} \right) \\
&\leq \frac{C}{n} \sum_{s_1, s_2, l=0}^{\infty} \left( E \left[ e_{j_1}^\top (B_{0,s_1}\varepsilon_{l+1} - EB_{0,s_1}\mu) \right]^4 E \left[ (B_{0,s_2}\varepsilon_{l+2} - EB_{0,s_2}\mu)^\top e_{j_2} \right]^4 \right. \\
&\quad \left. E \left[ e_{j_3}^\top (B_{0, l}\varepsilon_{l+1} - EB_{0, l}\mu) \right]^4 \right)^{1/4} = \mathcal{O}(1/n).
\end{aligned}$$

Similar arguments can be applied to the third part. In the next step, we consider the case that 2 indices are equal and the other indices are different from each other. We have

$$\begin{aligned}
&\frac{1}{n^2} \sum_{t_1, t_2=1}^{n-h} \left[ \sum_{s_1, s_2, s_3=0, s_1 \neq s_2 \neq s_3}^{\infty} \text{Cov} \left( e_{j_1}^\top (B_{t_1+h, s_1}\varepsilon_{t_1+h-s_1} - EB_{0, s_1}\mu)(B_{t_1, s_1-h}\varepsilon_{t_1-s_1+h} - \right. \right. \\
&\quad \left. \left. EB_{0, s_1-h}\mu)^\top e_{j_2}, e_{j_3}^\top (B_{t_2+h, s_2}\varepsilon_{t_2+h-s_2} - EB_{0, s_2}\mu)(B_{t_2, s_3}\varepsilon_{t_2-s_3} - EB_{0, s_3}\mu)^\top e_{j_4} \right) \right. \\
&\quad + \sum_{s_1, s_2, s_3=0, s_1 \neq s_2 \neq s_3}^{\infty} \text{Cov} \left( e_{j_3}^\top (B_{t_1+h, s_1}\varepsilon_{t_1+h-s_1} - EB_{0, s_1}\mu)(B_{t_1, s_1-h}\varepsilon_{t_1-s_1+h} - EB_{0, s_1-h}\mu)^\top e_{j_4}, \right. \\
&\quad \left. e_{j_1}^\top (B_{t_2+h, s_2}\varepsilon_{t_2+h-s_2} - EB_{0, s_2}\mu)(B_{t_2, s_3}\varepsilon_{t_2-s_3} - EB_{0, s_3}\mu)^\top e_{j_2} \right) \\
&\quad + \sum_{s_1, s_2, s_3=0, s_1 \neq s_2 \neq s_3}^{\infty} \text{Cov} \left( e_{j_1}^\top (B_{t_1+h, s_1}\varepsilon_{t_1+h-s_1} - EB_{0, s_1}\mu)(B_{t_1, s_2}\varepsilon_{t_1-s_2} - EB_{0, s_2}\mu)^\top e_{j_2}, \right. \\
&\quad \left. e_{j_3}^\top (B_{t_2+h, t_2-t_1+s_1}\varepsilon_{t_1+h-s_1} - EB_{0, t_2-t_1+s_1}\mu)(B_{t_2, s_3}\varepsilon_{t_2-s_3} - EB_{0, s_3}\mu)^\top e_{j_4} \right) \\
&\quad + \sum_{s_1, s_2, s_3=0, s_1 \neq s_2 \neq s_3}^{\infty} \text{Cov} \left( e_{j_1}^\top (B_{t_1+h, s_1}\varepsilon_{t_1+h-s_1} - EB_{0, s_1}\mu)(B_{t_1, s_2}\varepsilon_{t_1-s_2} - EB_{0, s_2}\mu)^\top e_{j_2}, \right. \\
&\quad \left. e_{j_3}^\top (B_{t_2+h, s_3}\varepsilon_{t_2+h-s_3} - EB_{0, s_3}\mu)(B_{t_2, t_2-t_1+s_2}\varepsilon_{t_1-s_2} - EB_{0, t_2-t_1+s_2}\mu)^\top e_{j_4} \right) \\
&\quad + \sum_{s_1, s_2, s_3=0, s_1 \neq s_2 \neq s_3}^{\infty} \text{Cov} \left( e_{j_1}^\top (B_{t_1+h, s_1}\varepsilon_{t_1+h-s_1} - EB_{0, s_1}\mu)(B_{t_1, s_2}\varepsilon_{t_1-s_2} - EB_{0, s_2}\mu)^\top e_{j_2}, \right. \\
&\quad \left. e_{j_3}^\top (B_{t_2+h, t_2-t_1+h+s_2}\varepsilon_{t_1-s_2} - EB_{0, t_2-t_1+h+s_2}\mu)(B_{t_2, s_3}\varepsilon_{t_2-s_3} - EB_{0, s_3}\mu)^\top e_{j_4} \right) \\
&\quad \left. + \sum_{s_1, s_2, s_3=0, s_1 \neq s_2 \neq s_3}^{\infty} \text{Cov} \left( e_{j_1}^\top (B_{t_1+h, s_1}\varepsilon_{t_1+h-s_1} - EB_{0, s_1}\mu)(B_{t_1, s_2}\varepsilon_{t_1-s_2} - EB_{0, s_2}\mu)^\top e_{j_2}, \right. \right. \\
&\quad \left. \left. e_{j_3}^\top (B_{t_2+h, s_3}\varepsilon_{t_2+h-s_3} - EB_{0, s_3}\mu)(B_{t_2, t_2-t_1-h+s_1}\varepsilon_{t_1+h-s_1} - EB_{0, t_2-t_1-h+s_1}\mu)^\top e_{j_4} \right) \right],
\end{aligned}$$

which is equal to

$$\begin{aligned}
& \sum_{l=-n+h-1}^{n-h-1} \frac{n-|l|}{n^2} \left[ \sum_{s_1, s_2, s_3=0, s_1 \neq s_2 \neq s_3}^{\infty} \text{Cov} (e_{j_1}^\top (B_{h, s_1} \underline{\varepsilon}_1 - EB_{0, s_1} \mu) (B_{0, s_1-h} \underline{\varepsilon}_1 - EB_{0, s_1-h} \mu)^\top e_{j_2}, \right. \\
& \quad e_{j_3}^\top (B_{l+h, s_2} \underline{\varepsilon}_2 - EB_{0, s_2} \mu) (B_{l, s_3} \underline{\varepsilon}_3 - EB_{0, s_3} \mu)^\top e_{j_4}) \\
& + \sum_{s_1, s_2, s_3=0, s_1 \neq s_2 \neq s_3}^{\infty} \text{Cov} (e_{j_3}^\top (B_{h, s_1} \underline{\varepsilon}_1 - EB_{0, s_1} \mu) (B_{0, s_1-h} \underline{\varepsilon}_1 - EB_{0, s_1-h} \mu)^\top e_{j_4}, \\
& \quad e_{j_1}^\top (B_{l+h, s_2} \underline{\varepsilon}_2 - EB_{0, s_2} \mu) (B_{l, s_3} \underline{\varepsilon}_3 - EB_{0, s_3} \mu)^\top e_{j_2}) \\
& + \sum_{s_1, s_2, s_3=0, s_1 \neq s_2 \neq s_3}^{\infty} \text{Cov} (e_{j_1}^\top (B_{h, s_1} \underline{\varepsilon}_1 - EB_{0, s_1} \mu) (B_{0, s_2} \underline{\varepsilon}_2 - EB_{0, s_2} \mu)^\top e_{j_2}, \\
& \quad e_{j_3}^\top (B_{l+h, l+s_1} \underline{\varepsilon}_1 - EB_{0, l+s_1} \mu) (B_{l, s_3} \underline{\varepsilon}_3 - EB_{0, s_3} \mu)^\top e_{j_4}) \\
& + \sum_{s_1, s_2, s_3=0, s_1 \neq s_2 \neq s_3}^{\infty} \text{Cov} (e_{j_1}^\top (B_{h, s_1} \underline{\varepsilon}_1 - EB_{0, s_1} \mu) (B_{0, s_2} \underline{\varepsilon}_2 - EB_{0, s_2} \mu)^\top e_{j_2}, \\
& \quad e_{j_3}^\top (B_{l+h, s_3} \underline{\varepsilon}_3 - EB_{0, s_3} \mu) (B_{l, l+s_2} \underline{\varepsilon}_2 - EB_{0, l+s_2} \mu)^\top e_{j_4}) \\
& + \sum_{s_1, s_2, s_3=0, s_1 \neq s_2 \neq s_3}^{\infty} \text{Cov} (e_{j_1}^\top (B_{h, s_1} \underline{\varepsilon}_1 - EB_{0, s_1} \mu) (B_{0, s_2} \underline{\varepsilon}_2 - EB_{0, s_2} \mu)^\top e_{j_2}, \\
& \quad e_{j_3}^\top (B_{l+h, l+h+s_2} \underline{\varepsilon}_2 - EB_{0, l+h+s_2} \mu) (B_{l, s_3} \underline{\varepsilon}_3 - EB_{0, s_3} \mu)^\top e_{j_4}) \\
& + \sum_{s_1, s_2, s_3=0, s_1 \neq s_2 \neq s_3}^{\infty} \text{Cov} (e_{j_1}^\top (B_{h, s_1} \underline{\varepsilon}_1 - EB_{0, s_1} \mu) (B_{0, s_2} \underline{\varepsilon}_2 - EB_{0, s_2} \mu)^\top e_{j_2}, \\
& \quad e_{j_3}^\top (B_{l+h, s_3} \underline{\varepsilon}_3 - EB_{0, s_3} \mu) (B_{l, l-h+s_1} \underline{\varepsilon}_1 - EB_{0, l-h+s_1} \mu)^\top e_{j_4}) \left. \right] \\
& = \mathcal{O}(1/n).
\end{aligned}$$

To see this result notice the first and the second part as well as the third to the sixth part of the last term can be bounded by using similar arguments. The first part can be bounded by using Corollary 10.16 in Bradley (2007) and the Cauchy-Schwarz inequality. We have

$$\begin{aligned}
& \sum_{l=-n+h-1}^{n-h-1} \frac{n-|l|}{n^2} \left[ \sum_{s_1, s_2, s_3=0}^{\infty} \text{Cov} (e_{j_1}^\top (B_{h, s_1} \underline{\varepsilon}_1 - EB_{0, s_1} \mu) (B_{0, s_1-h} \underline{\varepsilon}_1 - EB_{0, s_1-h} \mu)^\top e_{j_2}, \right. \\
& \quad \left. e_{j_3}^\top (B_{l+h, s_2} \underline{\varepsilon}_2 - EB_{0, s_2} \mu) (B_{l, s_3} \underline{\varepsilon}_3 - EB_{0, s_3} \mu)^\top e_{j_4}) \right] \\
& \leq \frac{2}{n} \left[ \sum_{s_1=0}^{\infty} \sum_{l=0}^{n-h-1} \sum_{s_2, s_3=0}^l \left( E [e_{j_1}^\top (B_{h, s_1} \underline{\varepsilon}_1 - EB_{0, s_1} \mu) (B_{0, s_1-h} \underline{\varepsilon}_1 - EB_{0, s_1-h} \mu)^\top e_{j_2}]^4 \right)^{1/4} \right. \\
& \quad \times \left( E [e_{j_3}^\top (B_{0, s_2} \underline{\varepsilon}_2 - EB_{0, s_2} \mu)]^4 E [e_{j_4}^\top (B_{0, s_3} \underline{\varepsilon}_3 - EB_{0, s_3} \mu)]^4 \alpha(Ad, l - \max(s_2, s_3)) \right)^{1/4} \\
& \quad + \sum_{l=0}^{n-h-1} \sum_{s_1, s_2=0}^{\infty} \sum_{s_3=l+1}^{\infty} \left( E [e_{j_1}^\top (B_{h, s_1} \underline{\varepsilon}_1 - EB_{0, s_1} \mu) (B_{0, s_1-h} \underline{\varepsilon}_1 - EB_{0, s_1-h} \mu)^\top e_{j_2}]^2 \right)^{1/2} \\
& \quad \times \left( E [e_{j_3}^\top (B_{0, s_2} \underline{\varepsilon}_2 - EB_{0, s_2} \mu)]^4 E [e_{j_4}^\top (B_{0, s_3} \underline{\varepsilon}_3 - EB_{0, s_3} \mu)]^4 \right)^{1/4} \\
& \quad + \sum_{l=0}^{n-h-1} \sum_{s_1=0}^{\infty} \sum_{s_2=l+1}^{\infty} \sum_{s_3=0}^l \left( E [e_{j_1}^\top (B_{h, s_1} \underline{\varepsilon}_1 - EB_{0, s_1} \mu) (B_{0, s_1-h} \underline{\varepsilon}_1 - EB_{0, s_1-h} \mu)^\top e_{j_2}]^2 \right)^{1/2} \\
& \quad \times \left( E [e_{j_3}^\top (B_{0, s_2} \underline{\varepsilon}_2 - EB_{0, s_2} \mu)]^4 \right)^{1/4} \left( E [e_{j_4}^\top (B_{0, s_3} \underline{\varepsilon}_3 - EB_{0, s_3} \mu)]^4 \right)^{1/4} \left. \right]
\end{aligned}$$

$$\begin{aligned}
&\leq \frac{2}{n} \left[ \sum_{s_1, s_2, s_3, l=0}^{\infty} \left( E \left[ e_{j_1}^\top (B_{h, s_1} \varepsilon_1 - EB_{0, s_1} \mu) (B_{0, s_1-h} \varepsilon_1 - EB_{0, s_1-h} \mu)^\top e_{j_2} \right]^4 \right)^{1/4} \right. \\
&\times \left( E \left[ e_{j_3}^\top (B_{0, s_2} \varepsilon_2 - EB_{0, s_2} \mu) \right]^4 E \left[ e_{j_4}^\top (B_{0, s_3} \varepsilon_3 - EB_{0, s_3} \mu) \right]^4 \right)^{1/4} \alpha(Ad, l)^{1/4} \\
&+ \sum_{s_1, s_2, s_3=0}^{\infty} s_3 \left( E \left[ e_{j_1}^\top (B_{h, s_1} \varepsilon_1 - EB_{0, s_1} \mu) (B_{0, s_1-h} \varepsilon_1 - EB_{0, s_1-h} \mu)^\top e_{j_2} \right]^2 \right)^{1/2} \\
&\times \left( E \left[ e_{j_3}^\top (B_{0, s_2} \varepsilon_2 - EB_{0, s_2} \mu) \right]^4 E \left[ e_{j_4}^\top (B_{0, s_3} \varepsilon_3 - EB_{0, s_3} \mu) \right]^4 \right)^{1/4} \\
&+ \sum_{s_1, s_2, s_3=0}^{\infty} \left( E \left[ e_{j_1}^\top (B_{h, s_1} \varepsilon_1 - EB_{0, s_1} \mu) (B_{0, s_1-h} \varepsilon_1 - EB_{0, s_1-h} \mu)^\top e_{j_2} \right]^2 \right)^{1/2} \\
&\times \left. \left( E \left[ e_{j_3}^\top (B_{0, s_2} \varepsilon_2 - EB_{0, s_2} \mu) \right]^4 E \left[ e_{j_4}^\top (B_{0, s_3} \varepsilon_3 - EB_{0, s_3} \mu) \right]^4 \right)^{1/4} \right] \\
&= \mathcal{O}(1/n),
\end{aligned}$$

since  $\sum_{s_2=0}^{\infty} s_2 \left( E \left[ e_{j_i}^\top (B_{0, s_2} \varepsilon_2 - EB_{0, s_2} \mu) \right]^4 \right)^{1/4} < \infty$  for all  $i = 1, \dots, d$ . The third term can be bounded by using the Cauchy-Schwarz inequality. Hence, we have

$$\begin{aligned}
&\sum_{l=-n+h-1}^{n-h-1} \frac{n-|l|}{n^2} \sum_{s_1, s_2, s_3=0}^{\infty} \text{Cov} \left( e_{j_1}^\top (B_{h, s_1} \varepsilon_1 - EB_{0, s_1} \mu) (B_{0, s_2} \varepsilon_2 - EB_{0, s_2} \mu)^\top e_{j_2}, \right. \\
&\quad \left. e_{j_3}^\top (B_{l+h, l+s_1} \varepsilon_1 - EB_{0, l+s_1} \mu) (B_{l, s_3} \varepsilon_3 - EB_{0, s_3} \mu)^\top e_{j_4} \right) \\
&\leq \frac{1}{n} \sum_{l=0}^{\infty} \sum_{s_1, s_2, s_3=0}^{\infty} \left( E \left[ (e_{j_1}^\top (B_{h, s_1} \varepsilon_1 - EB_{0, s_1} \mu) (B_{0, s_2} \varepsilon_2 - EB_{0, s_2} \mu)^\top e_{j_2})^2 \right] \right)^{1/2} \\
&\quad \left( E \left[ e_{j_3}^\top (B_{0, l} \varepsilon_1 - EB_{0, l} \mu) \right]^4 \right)^{1/4} \left( E \left[ e_{j_4}^\top (B_{0, s_3} \varepsilon_3 - EB_{0, s_3} \mu) \right]^4 \right)^{1/4} \\
&= \mathcal{O}(1/n).
\end{aligned}$$

It remains to consider the last case in which all indices are different from each other. We apply Corollary 10.16 in Bradley (2007) and the Cauchy-Schwarz inequality, and similarly to (33), (34). We obtain

$$\begin{aligned}
&\frac{1}{n^2} \sum_{t_1, t_2=1}^{n-h} \left[ \sum_{s_1, s_2, s_3, s_4=0, s_1 \neq s_2 \neq s_3 \neq s_4}^{\infty} \text{Cov} \left( e_{j_1}^\top (B_{t_1+h, s_1} \varepsilon_{t_1+h-s_1} - EB_{0, s_1} \mu) \right. \right. \\
&\quad \left. \left. (B_{t_1, s_2} \varepsilon_{t_1-s_2} - EB_{0, s_2} \mu)^\top e_{j_2}, \right. \right. \\
&\quad \left. \left. e_{j_3}^\top (B_{t_2+h, s_3} \varepsilon_{t_2+h-s_3} - EB_{0, s_3} \mu) (B_{t_2, s_4} \varepsilon_{t_2-s_4} - EB_{0, s_4} \mu)^\top e_{j_4} \right) \right] \\
&\leq \frac{2}{n} \sum_{l=0}^{n-h-1} \frac{n-l}{n} \left[ \sum_{s_1, s_2=0}^{\infty} \sum_{s_3, s_4=0}^l \text{Cov} \left( e_{j_1}^\top (B_{h, s_1} \mu - EB_{0, s_1} \mu) (B_{0, s_2} \mu - EB_{0, s_2} \mu)^\top e_{j_2}, \right. \right. \\
&\quad \left. \left. e_{j_3}^\top (B_{l+h, s_3} \mu - EB_{0, s_3} \mu) (B_{l, s_4} \mu - EB_{0, s_4} \mu)^\top e_{j_4} \right) \right. \\
&+ \sum_{s_1, s_2=0}^{\infty} \sum_{s_3=0}^{\infty} \sum_{s_4=l+1}^{\infty} \text{Cov} \left( e_{j_1}^\top (B_{h, s_1} \mu - EB_{0, s_1} \mu) (B_{0, s_2} \mu - EB_{0, s_2} \mu)^\top e_{j_2}, \right. \\
&\quad \left. e_{j_3}^\top (B_{l+h, s_3} \mu - EB_{0, s_3} \mu) (B_{l, s_4} \mu - EB_{0, s_4} \mu)^\top e_{j_4} \right) \\
&+ \sum_{s_1, s_2=0}^{\infty} \sum_{s_3=l+1}^{\infty} \sum_{s_4=0}^l \text{Cov} \left( e_{j_1}^\top (B_{h, s_1} \mu - EB_{0, s_1} \mu) (B_{0, s_2} \mu - EB_{0, s_2} \mu)^\top e_{j_2}, \right. \\
&\quad \left. \left. e_{j_3}^\top (B_{l+h, s_3} \mu - EB_{0, s_3} \mu) (B_{l, s_4} \mu - EB_{0, s_4} \mu)^\top e_{j_4} \right) \right]
\end{aligned}$$

$$\begin{aligned}
&\leq \frac{2}{n} \left[ \sum_{s_1, s_2, s_3, s_4, l=0}^{\infty} \left( E [e_{j_1}^\top (B_{h, s_1} \mu - EB_{0, s_1} \mu)]^5 E [e_{j_2}^\top (B_{0, s_2} \mu - EB_{0, s_2} \mu)]^5 \right)^{1/5} \right. \\
&\quad \left( E [e_{j_3}^\top (B_{0, s_3} \mu - EB_{0, s_3} \mu)]^5 E [e_{j_4}^\top (B_{0, s_4} \mu - EB_{0, s_4} \mu)]^5 \right)^{1/5} \alpha(Ad, l)^{1/5} \\
&\quad + \sum_{s_1, s_2, s_3, s_4=0}^{\infty} s_4 \left( E [e_{j_1}^\top (B_{h, s_1} \mu - EB_{0, s_1} \mu)]^4 E [e_{j_2}^\top (B_{0, s_2} \mu - EB_{0, s_2} \mu)]^4 \right)^{1/4} \\
&\quad \left( E [e_{j_3}^\top (B_{0, s_3} \mu - EB_{0, s_3} \mu)]^4 \right)^{1/4} \left( E [e_{j_4}^\top (B_{0, s_4} \mu - EB_{0, s_4} \mu)]^4 \right)^{1/4} \\
&\quad + \sum_{s_1, s_2, s_3, s_4=0}^{\infty} s_3 \left( E [e_{j_1}^\top (B_{h, s_1} \mu - EB_{0, s_1} \mu)]^4 E [e_{j_2}^\top (B_{0, s_2} \mu - EB_{0, s_2} \mu)]^4 \right)^{1/4} \\
&\quad \left. \left( E [e_{j_3}^\top (B_{0, s_3} \mu - EB_{0, s_3} \mu)]^4 \right)^{1/4} \left( E [e_{j_4}^\top (B_{0, s_4} \mu - EB_{0, s_4} \mu)]^4 \right)^{1/4} \right] \\
&= \mathcal{O}(1/n),
\end{aligned}$$

since  $\sum_{s_1=0}^{\infty} \left( E [e_{j_i}^\top (B_{h, s_1} \mu - EB_{0, s_1} \mu)]^5 \right)^{1/5} < \infty$  for all  $i = 1, \dots, d$ .  $\square$

*Proof of Theorem 3.3.* Let  $P(Ad_{1;j} = \tilde{A}d_{k;j}, Ad_{1;j} = \tilde{A}d_{k;j}) =: P_k^j$ . In order to simplify the notation, in this proof we write  $\underline{X}_t := (\underline{X}_{t;s})_{s \in S}$  and  $\underline{\varepsilon}_t := (\underline{\varepsilon}_{t;s})_{s \in S}$  which is as (without loss of generality)  $S = \{1, \dots, d\}$ . Furthermore, define the random variable  $\phi_k^j(t) = \{\omega \in \Omega : Ad_{t;j}(\omega) = \tilde{A}d_{k;j}, Ad_{t;j}(\omega) = \tilde{A}d_{t;j}\}$  which is an indicator that  $Ad_t$  coincides in the  $j$ -th row and column with the considered state  $\tilde{A}d_k$ . For  $r \in R_k^j$  we have  $\underline{X}_{r+1;j} = \alpha_{jk} \underline{X}_r + \underline{\varepsilon}_{r;j}$ . We have, as  $n \rightarrow \infty$ ,  $|R_k^j|/n = 1/n \sum_{r=0}^{n-1} \{\phi_k^j(r)\} \xrightarrow{P} P_k^j$  since  $E|R_k^j|/n = E\{\phi_k^j(1)\} = P_k^j$  and since  $\mathbf{Ad}$  is  $\alpha$ -mixing, we have  $\text{Var}(|R_k^j|/n) = \sum_{h=-n+1}^{n-1} \frac{n-|h|}{n^2} \text{Cov}(\phi_k^j(0), \phi_k^j(h)) \leq C \sum_{h=-n+1}^{n-1} \frac{n-|h|}{n^2} \alpha(Ad, |h|) = \mathcal{O}(1/n)$ . Furthermore, we have  $E(nP_k^j)^{-1} \sum_{r \in R_k^j} \underline{X}_r = (P_k^j)^{-1} E \underline{X}_1 \phi_k^j(1) = E[\underline{X}_1 | \phi_k^j(1)]$  and for  $i_1, i_2 = 1, \dots, d$  we have with Assumption i) to iv)

$$\begin{aligned}
&e_{i_1}^\top \text{Var} \left( (nP_k^j)^{-1} \sum_{r \in R_k^j} \underline{X}_r \right) e_{i_2} = \sum_{h=-n+1}^{n-1} \frac{n-|h|}{(P_k^j n)^2} \text{Cov}(e_{i_1}^\top \underline{X}_0 \phi_k^j(0), e_{i_2}^\top \underline{X}_h \phi_k^j(h)) \\
&= (P_k^j)^{-2} \sum_{h=-n+1}^{n-1} \frac{n-|h|}{n^2} \sum_{s_1, s_2=0}^{\infty} \text{Cov}(e_{i_1}^\top B_{0, s_1} \underline{\varepsilon}_{-s_1} \phi_k^j(0), e_{i_2}^\top B_{h, s_2} \underline{\varepsilon}_{h-s_2} \phi_k^j(h)) \\
&\leq (P_k^j)^{-2} 2/n \left[ \sum_{h=0}^{\infty} \sum_{s=0}^{\infty} \|\Sigma\|_\infty \left( (E(e_{i_1}^\top B_{0, s} \mathbf{1})^2 E(e_{i_2} B_{0, h} \mathbf{1})^2) \right)^{1/2} \right. \\
&\quad + \sum_{h=0}^{\infty} \sum_{s_1, s_2=0}^{\infty} \left( E(e_{i_1}^\top B_{0, s_1} \underline{\mu})^4 E(e_{i_2}^\top B_{0, s_2} \underline{\mu})^4 \right)^{1/4} \alpha(Ad, h)^{1/2} \\
&\quad \left. + \sum_{s_1, s_2=0}^{\infty} s_2 \left( (E(e_{i_1}^\top B_{0, s} \underline{\mu})^2 E(e_{i_2} B_{0, h} \underline{\mu})^2) \right)^{1/2} \right] \\
&= \mathcal{O} \left( \frac{1}{n} (P_k^j)^{-2} \right).
\end{aligned}$$

Hence,  $(nP_k^j)^{-1} \sum_{r \in R_k^j} \underline{X}_r \xrightarrow{P} E[\underline{X}_1 | \phi_k^j(1)]$ , as  $n \rightarrow \infty$ . Similarly, we have, as  $n \rightarrow \infty$ ,

$$(nP_k^j)^{-1} \sum_{r \in R_k^j} \underline{X}_{r+1;j} \xrightarrow{P} E[\underline{X}_{2;j} | \phi_k^j(1)] = E[\alpha_{jk} \underline{X}_1 + \underline{\mu} | \phi_k^j(1)].$$

Notice that  $E(\phi_k^j(1)) = P_k^j$  is independent from  $n$  and could be dropped in the  $\mathcal{O}$ -notation. However,

this probability could be very small and to keep that in mind, we keep this constant. This gives us

$$\begin{aligned} & \left( (nP_k^j)^{-1} \sum_{r \in R_k^j} (\underline{X}_r - |R_k^j|^{-1} \sum_{v \in R_k^j} \underline{X}_v) (\underline{X}_r - |R_k^j|^{-1} \sum_{v \in R_k^j} \underline{X}_v)^\top \right) \\ &= \left[ (nP_k^j)^{-1} \sum_{r \in R_k^j} \left( \underline{X}_r - E[\underline{X}_1 | \phi_k^j(1)] \right) \left( \underline{X}_r - E[\underline{X}_1 | \phi_k^j(1)] \right)^\top \right] + \mathcal{O}\left(\frac{1}{\sqrt{n}(P_k^j)}\right) \end{aligned}$$

This matrix is very similar to  $\hat{\Gamma}(0)$  and the same arguments can be applied. For the mean of the matrix we have

$$\begin{aligned} & E \left( (nP_k^j)^{-1} \sum_{r \in R_k^j} \left( \underline{X}_r - E[\underline{X}_1 | \phi_k^j(1)] \right) \left( \underline{X}_r - E[\underline{X}_1 | \phi_k^j(1)] \right)^\top \right) \\ &= E \left( (nP_k^j)^{-1} \sum_{r=0}^{n-1} \left( \underline{X}_r - E[\underline{X}_1 | \phi_k^j(1)] \right) \left( \underline{X}_r - E[\underline{X}_1 | \phi_k^j(1)] \right)^\top \phi_k^j(r) \right) \\ &= \text{Var} \left( \underline{X}_1 | \phi_k^j(1) \right), \end{aligned}$$

which is positive definite since  $P_k^j > 0$  and  $\Sigma$  is positive definite. The variance can be bounded by using the same arguments used to bound the variance of  $(nP_k^j)^{-1} \sum_{r \in R_k^j} \underline{X}_r$  and the variance of the sample autocovariance, see proof of Theorem 3.2. We get that the variance is of order  $\mathcal{O}((nP_k^j)^2)^{-1}$ . Consequently, we have  $\left( (nP_k^j)^{-1} \sum_{r \in R_k^j} (\underline{X}_r - |R_k^j|^{-1} \sum_{v \in R_k^j} \underline{X}_v) (\underline{X}_r - |R_k^j|^{-1} \sum_{v \in R_k^j} \underline{X}_v)^\top \right) = \text{Var} \left( \underline{X}_1 | \phi_k^j(1) \right) + \mathcal{O}_P(1/\sqrt{n}(P_k^j)^{-1})$ . Thus, if  $n$  is large enough, we have a matrix that is invertible with high probability and we can consider the case that this matrix is invertible. Due to Assumption v) we have  $\underline{X}_{r+1;j} = a_{jk} \underline{X}_r + \varepsilon_{r;j}$ ,  $r \in R_k^j$ . Hence,

$$\begin{aligned} & \left( (nP_k^j)^{-1} \sum_{r \in R_k^j} \left( \underline{X}_r - \frac{1}{|R_k^j|} \sum_{v \in R_k^j} \underline{X}_v \right) \left( \underline{X}_r - \frac{1}{|R_k^j|} \sum_{v \in R_k^j} \underline{X}_v \right)^\top \right) \tilde{\alpha}_{jk} \\ &= \left( (nP_k^j)^{-1} \sum_{r \in R_k^j} \left( \underline{X}_r - \frac{1}{|R_k^j|} \sum_{v \in R_k^j} \underline{X}_v \right) \left( \underline{X}_r - \frac{1}{|R_k^j|} \sum_{v \in R_k^j} \underline{X}_v \right)^\top \alpha_{jk} + \right. \\ & \quad \left. (nP_k^j)^{-1} \sum_{r \in R_k^j} \left( \underline{X}_r - \frac{1}{|R_k^j|} \sum_{v \in R_k^j} \underline{X}_v \right) \left( \varepsilon_{r+1;j} - \frac{1}{|R_k^j|} \sum_{v \in R_k^j} \varepsilon_{v+1;j} \right) \right) \\ &\Rightarrow \tilde{\alpha}_{jk} = \alpha_{jk} + \left( (nP_k^j)^{-1} \sum_{r \in R_k^j} \left( \underline{X}_r - \frac{1}{|R_k^j|} \sum_{v \in R_k^j} \underline{X}_v \right) \left( \underline{X}_r - \frac{1}{|R_k^j|} \sum_{v \in R_k^j} \underline{X}_v \right)^\top \right)^{-1} \\ & \quad \left( (nP_k^j)^{-1} \sum_{r \in R_k^j} \left( \underline{X}_r - \frac{1}{|R_k^j|} \sum_{v \in R_k^j} \underline{X}_v \right) \left( \varepsilon_{r+1;j} - \frac{1}{|R_k^j|} \sum_{v \in R_k^j} \varepsilon_{v+1;j} \right) \right). \end{aligned}$$

In the next step we show that, as  $n \rightarrow \infty$ ,

$$\left( (nP_k^j)^{-1} \sum_{r \in R_k^j} \left( \underline{X}_r - \frac{1}{|R_k^j|} \sum_{v \in R_k^j} \underline{X}_v \right) \left( \varepsilon_{r+1;j} - \frac{1}{|R_k^j|} \sum_{v \in R_k^j} \varepsilon_{v+1;j} \right) \right) \xrightarrow{P} 0.$$

Since the innovation process  $\varepsilon$  is i.i.d. and independent from  $\mathbf{Ad}$ , we have  $\frac{1}{|R_k^j|} \sum_{v \in R_k^j} \varepsilon_{r+1;j} \xrightarrow{P} \mu_j$ , as

$n \rightarrow \infty$ . Furthermore, since  $\underline{X}_t = \sum_{l=0}^{\infty} B_{0,l} \varepsilon_{t-l}$ , we have

$$\begin{aligned} & E \left( (nP_k^j)^{-1} \sum_{r \in R_k^j} (\underline{X}_r - \frac{1}{|R_k^j|} \sum_{v \in R_k^j} \underline{X}_v) (\varepsilon_{r+1;j} - \frac{1}{|R_k^j|} \sum_{v \in R_k^j} \varepsilon_{v+1;j}) \right) \\ &= E \left( (nP_k^j)^{-1} \left( \sum_{r \in R_k^j} \sum_{l=0}^{\infty} B_{r,l} \varepsilon_{r-l} \varepsilon_{r+1;j} - \frac{1}{|R_k^j|} \sum_{r \in R_k^j} \sum_{v \in R_k^j} \sum_{l=0}^{\infty} B_{v,l} \varepsilon_{v-l} \varepsilon_{r+1;j} \right. \right. \\ &\quad \left. \left. - \frac{1}{|R_k^j|} \sum_{r \in R_k^j} \sum_{v \in R_k^j} \sum_{l=0}^{\infty} B_{r,l} \varepsilon_{r-l} \varepsilon_{v+1;j} + \frac{1}{|R_k^j|} \sum_{v_1, v_2 \in R_k^j} \sum_{l=0}^{\infty} B_{v_1,l} \varepsilon_{v_1-l} \varepsilon_{v_2+1;j} \right) \right) \\ &= \mathcal{O}((nP_k^j)^{-1}). \end{aligned}$$

Furthermore, we have

$$\begin{aligned} & \left( (nP_k^j)^{-1} \sum_{r \in R_k^j} (\underline{X}_r - \frac{1}{|R_k^j|} \sum_{v \in R_k^j} \underline{X}_v) (\varepsilon_{r+1;j} - \frac{1}{|R_k^j|} \sum_{v \in R_k^j} \varepsilon_{v+1;j}) \right) \\ &= \left( (nP_k^j)^{-1} \sum_{r \in R_k^j} (\underline{X}_r - E[\underline{X}_1 | \phi_k^j(1)]) (\varepsilon_{r+1;j} - \underline{\mu}_j) \right) + o_P(1). \end{aligned}$$

Hence, a bound for the variance of the latter term is sufficient. We have

$$\begin{aligned} & \text{Var} \left( \left( (nP_k^j)^{-1} \sum_{r \in R_k^j} (\underline{X}_r - E[\underline{X}_1 | \phi_k^j(1)]) (\varepsilon_{r+1;j} - \underline{\mu}_j) \right) \right) \\ &= \Sigma_{jj} \frac{1}{n} (P_k^j)^{-1} \text{Var}(\underline{X}_1 | \phi_k^j(1)) = \mathcal{O}(1/n(P_k^j)^{-1}). \end{aligned}$$

Thus,  $\tilde{\alpha}_{jk}$  is asymptotically unbiased and consistent with variance (without error terms of minor order)  $\Sigma_{jj} (nP_k^j)^{-1} (\text{Var}(\underline{X}_1 | \phi_k^j(1)))^{-1}$ . As already mentioned, since  $P_k^j$  can be relatively small, we write  $\tilde{\alpha}_{jk} = \alpha_{jk} + \mathcal{O}((nP_k^j)^{-1/2})$ . Furthermore, we have

$$\begin{aligned} \hat{\underline{\mu}}_j &= \frac{1}{|R_k^j|} \sum_{r \in R_k^j} \underline{X}_{r+1;j} - \tilde{\alpha}_{jk} \underline{X}_r = \frac{1}{|R_k^j|} \sum_{r \in R_k^j} (\alpha_{jk} - \tilde{\alpha}_{jk}) \underline{X}_r + \varepsilon_{r+1;j} \\ &= \underline{\mu}_j + \mathcal{O}((nP_k^j)^{-1/2}) \end{aligned}$$

and the assertion follows.  $\square$

*Proof of Theorem 3.4.* Let  $s = 1, \dots, d$ . In order to simplify notation, it is assumed without loss of generality that  $S_s = \{1, \dots, d\}$ . Thus, we have  $\underline{X}_{t;s} = \tilde{\alpha}_{.s} Y_{t-1}^s + \varepsilon_{t;s}$ , where  $Y_t^s := Ad_{t;s} \otimes \underline{X}_t = \sum_{j=0}^{\infty} g(Ad_t, \dots, Ad_{t-j}) \varepsilon_{t-j} = \sum_{j=0}^{\infty} \tilde{B}_{t,j} \varepsilon_{t-j}$  for some function  $g$ . Thus, the process  $Y^s := \{Y_t^s : t \in \mathbb{Z}\}$  fits in the framework of a doubly stochastic network linear process. The only difference is that the first coefficient is not normalized to the identity matrix. Due to the assumptions, Lemma 2.2 implies that  $Y^s$  is stationary and possesses an absolute summable ACF. Firstly, the consistency for  $\hat{\alpha}_{.s}$  given by the linear system (17) is shown. For the left-hand-side term of the corresponding linear system we have

$$\begin{aligned} & \frac{1}{n} \sum_{t=1}^n \underline{X}_{t;s} Y_{t-1}^s - (1/n)^2 \sum_{t_1, t_2=1}^n Y_{t_1-1}^s \underline{X}_{t_2;s} = \\ & \left( \frac{1}{n} \sum_{t=0}^{n-1} Y_t^s (Y_t^s)^\top - \left( \frac{1}{n} \sum_{t=0}^{n-1} Y_t^s \right) \left( \frac{1}{n} \sum_{t=0}^{n-1} Y_t^s \right)^\top \right) \alpha_s^\top. \end{aligned}$$

$$+ \left( \frac{1}{n} \sum_{t=1}^n \underline{\varepsilon}_{t;s} Y_{t-1}^s - \left( \frac{1}{n} \sum_{t=0}^{n-1} Y_t^s \right) \left( \frac{1}{n} \sum_{t=1}^n \underline{\varepsilon}_{t;s} \right) \right).$$

Since  $\underline{\varepsilon}$  is i.i.d., we have  $(\frac{1}{n} \sum_{t=1}^n \underline{\varepsilon}_{t;j}) \xrightarrow{P} \underline{\mu}_j$ , as  $n \rightarrow \infty$ . Theorem 3.1 implies  $\frac{1}{n} \sum_{t=0}^{n-1} Y_t^s = EY_1^s + \mathcal{O}_P(n^{-1/2})$ . Since  $Y^s$  is one-side and  $\underline{\varepsilon}$  is i.i.d., we have  $E \left( \frac{1}{n} \sum_{t=1}^n \underline{\varepsilon}_{t;j} Y_{t-1}^s - \left( \frac{1}{n} \sum_{t=0}^{n-1} Y_t^s \right) \left( \frac{1}{n} \sum_{t=1}^n \underline{\varepsilon}_{t;j} \right) \right) = 0$ . Before having a look at the variance, first consider that  $\frac{1}{n} \sum_{t=1}^n (\underline{\varepsilon}_{t;s} - \frac{1}{n} \sum_{l=1}^n \underline{\varepsilon}_{l;s}) (Y_{t-1}^s - \frac{1}{n} \sum_{l=0}^{n-1} Y_l^s) = \frac{1}{n} \sum_{t=1}^n (\underline{\varepsilon}_{t;s} - \underline{\mu}_s) (Y_{t-1}^s - EY_1^s) + \mathcal{O}_P(n^{-1})$ . With this we have

$$\begin{aligned} & \text{Var} \left( \frac{1}{n} \sum_{t=1}^n (\underline{\varepsilon}_{t;s} - \underline{\mu}_s) (Y_{t-1}^s - EY_1^s) \right) \\ &= \frac{1}{n^2} \sum_{r=0}^n E [ (\underline{\varepsilon}_{r;s} - \underline{\mu}_s) (\underline{\varepsilon}_{r;s} - \underline{\mu}_s) (Y_{r-1}^s - EY_1^s) (Y_{r-1}^s - EY_1^s)^\top ] = \Sigma_{ss} \frac{1}{n} \Gamma_{Y^s}(0). \end{aligned} \quad (35)$$

Theorem 3.2 implies  $\left( \frac{1}{n} \sum_{t=0}^{n-1} Y_t^s (Y_t^s)^\top - \left( \frac{1}{n} \sum_{t=0}^{n-1} Y_t^s \right) \left( \frac{1}{n} \sum_{t=0}^{n-1} Y_t^s \right)^\top \right) = \Gamma_{Y^s}(0) + \mathcal{O}_P(n^{-1/2})$ . Thus,  $\left( \frac{1}{n} \sum_{t=0}^{n-1} Y_t^s (Y_t^s)^\top - \left( \frac{1}{n} \sum_{t=0}^{n-1} Y_t^s \right) \left( \frac{1}{n} \sum_{t=0}^{n-1} Y_t^s \right)^\top \right)$  is invertible with high probability for  $n$  large enough and we have

$$\begin{aligned} \hat{\alpha}_s^\top &= \left( \frac{1}{n} \sum_{t=0}^{n-1} Y_t^s (Y_t^s)^\top - \frac{1}{n^2} \sum_{t_1, t_2=0}^{n-1} Y_{t_1}^s (Y_{t_2}^s)^\top \right)^{-1} \\ &\quad \times \left( \frac{1}{n} \sum_{t=1}^n \underline{X}_{t;s} Y_{t-1}^s - \frac{1}{n^2} \sum_{t_1, t_2=1}^n Y_{t_1-1}^s \underline{X}_{t_2;s} \right) = \alpha_s + \mathcal{O}_P(n^{-1/2}). \end{aligned}$$

Furthermore, we have

$$\begin{aligned} \hat{\underline{\mu}}_s - \underline{\mu}_s &= \frac{1}{n} \sum_{t=1}^n \underline{X}_{t;s} - \hat{\alpha}_s \frac{1}{n} \sum_{t=0}^{n-1} Y_t^s - \underline{\mu}_s = (\alpha_s - \hat{\alpha}_s) \frac{1}{n} \sum_{t=1}^n Y_{t-1}^s + \frac{1}{n} \sum_{t=1}^n (\underline{\varepsilon}_{t;s} - \underline{\mu}_s) \\ &= (\alpha_s - \hat{\alpha}_s) EY_1^s + \frac{1}{n} \sum_{t=1}^n (\underline{\varepsilon}_{t;s} - \underline{\mu}_s) + \mathcal{O}(n^{-1}) \\ &= \frac{1}{n} \sum_{t=1}^n (\underline{\varepsilon}_{t;s} - \underline{\mu}_s) (1 + (Y_{t-1}^s - EY_1^s)^\top \Gamma_{Y^s}(0)^{-1} EY_1^s) + \mathcal{O}(n^{-1}). \end{aligned}$$

This is centered and due to the independence of  $\underline{\varepsilon}_t$  and  $Y_{t-1}^s$  the variance is

$$\begin{aligned} & \text{Var} \left( \frac{1}{n} \sum_{t=1}^n (\underline{\varepsilon}_{t;s} - \underline{\mu}_s) (1 + (Y_{t-1}^s - EY_1^s)^\top \Gamma_{Y^s}(0)^{-1} EY_1^s) \right) \\ &= \frac{1}{n} \Sigma_{ss} (1 + E(Y_1^s)^\top \Gamma_{Y^s}(0)^{-1} E(Y_1^s)). \end{aligned}$$

Using the  $M$ -approximation  $(Y_t^s)^M = \sum_{j=0}^M \tilde{B}t, j \underline{\varepsilon}_{t-j}$  gives an  $\alpha$ -mixing process with  $\sum_{n=0}^{\infty} \alpha((Y_t^s)^M, n)^{1/5} < \infty$ . This  $\alpha$ -mixing property is obtained for  $(Y_{t-1}^s)^M \underline{\varepsilon}_t$ . Thus, the same ideas used in the proof of Theorem 3.1 and (35) lead to, as  $n \rightarrow \infty$ ,

$$\frac{1}{\sqrt{n}} \sum_{t=1}^n (\underline{\varepsilon}_{t;s} - \underline{\mu}_s) (Y_{t-1}^s - EY_1^s) \xrightarrow{D} \mathcal{N}(0, \Sigma_{ss} \Gamma_{Y^s}(0)).$$

Hence, we get

$$\sqrt{n}(\hat{\alpha}_s - \alpha_s) \xrightarrow{D} \mathcal{N}(0, \Sigma_{ss} \Gamma_{Y^s}(0)^{-1}).$$

With similar arguments we get that

$$\sqrt{n}(\hat{\underline{\mu}}_s - \underline{\mu}_s) \xrightarrow{D} \mathcal{N}(0, \Sigma_{ss} (1 + E(Y_1^s)^\top \Gamma_{Y^s}(0)^{-1} E(Y_1^s))).$$



Furthermore, by using the same arguments as in the variance calculation we obtain, as  $n \rightarrow \infty, k \in \{1, \dots, d\}$ :

$$\begin{aligned} \text{Cov}(\sqrt{n}(\hat{\alpha}_s - \alpha_s), \sqrt{n}(\hat{\mu}_s - \mu_s)) &\rightarrow \Sigma_{ss} \Gamma_{Y^s}(0)^{-1} E Y_1^s, \\ \text{Cov}(\sqrt{n}(\hat{\alpha}_s - \alpha_s), (\hat{\alpha}_k - \alpha_k)) &\rightarrow \Sigma_{sk} \Gamma_{Y^s}(0)^{-1} \Gamma_{Y^s Y^k}(0) \Gamma_{Y^k}(0)^{-1}, \\ \text{Cov}(\sqrt{n}(\hat{\alpha}_s - \alpha_s), \sqrt{n}(\hat{\mu}_k - \mu_k)) &\rightarrow \Sigma_{sk} \Gamma_{Y^s}(0)^{-1} \Gamma_{Y^s Y^k}(0) \Gamma_{Y^k}(0)^{-1} E Y_1^k, \end{aligned}$$

and

$$\text{Cov}(\sqrt{n}(\hat{\mu}_s - \mu_s), \sqrt{n}(\hat{\mu}_k - \mu_k)) \rightarrow \Sigma_{sk} (1 + E(Y_1^k)^\top \Gamma_{Y^s}(0)^{-1} \Gamma_{Y^s Y^k}(0) \Gamma_{Y^k}(0)^{-1} E Y_1^k).$$

With this, the assertion follows.  $\square$

*Proof of Theorem 3.5 .* We have

$$\underline{X}_t = \alpha \underline{X}_{t-1} + \beta h(Ad_{t-1}) \underline{X}_{t-1} + \mu + \underline{\varepsilon}_t = \alpha \underline{X}_{t-1} + \beta Y_{t-1} + \mu + \underline{\varepsilon}_t,$$

where  $Y_t = h(Ad_{t-1}) \underline{X}_{t-1}$ . To shorten the notation let  $\tilde{\Sigma}_{t,s} = \frac{1}{nd} \sum_{t=1}^n \sum_{s=1}^d$ . The linear system (22) can be written as

$$\begin{pmatrix} \tilde{\Sigma}_{t,s} \underline{X}_{t-1;s} \underline{X}_{t;s} - (\tilde{\Sigma}_{t,s} \underline{X}_{t;s})^2 \\ \tilde{\Sigma}_{t,s} Y_{t-1;s} \underline{X}_{t;s} - \tilde{\Sigma}_{t,s} Y_{t-1;s} \tilde{\Sigma}_{t,s} \underline{X}_{t;s} \\ \underline{X}_{t;s} \end{pmatrix} = \begin{pmatrix} \tilde{\Sigma}_{t,s} \underline{X}_{t-1;s}^2 - \tilde{\Sigma}_{t,s} \underline{X}_{t-1;s} & \widetilde{XY} & 0 \\ \widetilde{XY} & Y_{t-1;s}^2 - (\tilde{\Sigma}_{t,s} Y_{t-1;s})^2 & 0 \\ \underline{X}_{t-1;s} & Y_{t-1;s} & 1 \end{pmatrix} \begin{pmatrix} \hat{\alpha} \\ \hat{\beta} \\ \hat{\mu} \end{pmatrix},$$

where  $\widetilde{XY} := \tilde{\Sigma}_{t,s} \underline{X}_{t-1;s} Y_{t-1;s} - \tilde{\Sigma}_{t,s} Y_{t-1;s} \tilde{\Sigma}_{t,s} \underline{X}_{t-1;s}$ . Hence, with one additional step the linear system gives the following linear equations:

$$\begin{aligned} \hat{\alpha} &= \alpha + \left( \sum_{t,s} (\underline{X}_{t-1;s} - \sum_{t,s} \underline{X}_{t-1;s})^2 - (\sum_{t,s} (Y_{t-1;s} - \sum_{t,s} Y_{t-1;s}))^2 \right)^{-1} \\ &\quad \sum_{t,s} (\underline{X}_{t-1;s} - \sum_{t,s} \underline{X}_{t-1;s}) (Y_{t-1;s} - \sum_{t,s} Y_{t-1;s}) \Big)^{-1} \\ &\quad \left( \sum_{t,s} (\underline{X}_{t-1;s} - \sum_{t,s} \underline{X}_{t-1;s}) (\underline{\varepsilon}_{t;s} - \sum_{t,s} \underline{\varepsilon}_{t;s}) - (\sum_{t,s} (Y_{t-1;s} - \sum_{t,s} Y_{t-1;s}))^2 \right)^{-1} \\ &\quad \sum_{t,s} (Y_{t-1;s} - \sum_{t,s} Y_{t-1;s}) (\underline{\varepsilon}_{t;s} - \sum_{t,s} \underline{\varepsilon}_{t;s}) \Big) \\ \hat{\beta} &= \beta + \left( \sum_{t,s} (Y_{t-1;s} - \sum_{t,s} Y_{t-1;s})^2 - (\sum_{t,s} (\underline{X}_{t-1;s} - \sum_{t,s} \underline{X}_{t-1;s}))^2 \right)^{-1} \\ &\quad \sum_{t,s} (\underline{X}_{t-1;s} - \sum_{t,s} \underline{X}_{t-1;s}) (Y_{t-1;s} - \sum_{t,s} Y_{t-1;s}) \Big)^{-1} \\ &\quad \left( \sum_{t,s} (Y_{t-1;s} - \sum_{t,s} Y_{t-1;s}) (\underline{\varepsilon}_{t;s} - \sum_{t,s} \underline{\varepsilon}_{t;s}) - (\sum_{t,s} (\underline{X}_{t-1;s} - \sum_{t,s} \underline{X}_{t-1;s}))^2 \right)^{-1} \\ &\quad \sum_{t,s} (\underline{X}_{t-1;s} - \sum_{t,s} \underline{X}_{t-1;s}) (\underline{\varepsilon}_{t;s} - \sum_{t,s} \underline{\varepsilon}_{t;s}) \Big) \\ \hat{\mu} &= \mu + \sum_{t,s} \underline{X}_{t-1;s} (\hat{\alpha} - \alpha) + \sum_{t,s} Y_{t-1;s} (\hat{\beta} - \beta) + \sum_{t,s} \underline{\varepsilon}_{t;s}. \end{aligned}$$

Furthermore, we have  $E\tilde{\sum}_{t,s}\underline{X}_{t-1;s} = 1/d\sum_{s=1}^d E\underline{X}_{1;s}$  and

$$\text{Var}\sum_{t,s}\tilde{\underline{X}}_{t-1;s} = \frac{1}{n}\sum_{h=-n+1}^{n-1}\frac{n-|h|}{n}\frac{1}{d^2}\mathbb{1}\Gamma_X(h)\mathbb{1} = \mathcal{O}_P(1/n).$$

Note that  $\mathbb{1}\Gamma_X(h)\mathbb{1}/d^2$  depends on the linear dependence between the components. Under some moderate assumptions on the cross dependence structure this could be of order  $\mathcal{O}(1/d)$ . Since  $d$  is fixed and nothing is assumed for the cross dependence structure we drop  $d$  in the  $\mathcal{O}$ -notation. We have

$$\tilde{\sum}_{t,s}(\underline{X}_{t-1;s} - \sum_{t,s}\tilde{\underline{X}}_{t-1;s})^2 = \tilde{\sum}_{t,s}\underline{X}_{t-1;s}^2 - (\sum_{t,s}\tilde{\underline{X}}_{t-1;s})^2$$

and

$$\begin{aligned}\text{Var}(\sum_{t,s}\tilde{\underline{X}}_{t,s}^2) &= \frac{1}{n^2d^2}\sum_{s_1,s_2=1}^d\sum_{t_1,t_2=1}^n\underline{X}_{t_1,s_1}\underline{X}_{t_2,s_2}^2 \\ &= \frac{1}{nd^2}\sum_{s_1,s_2=1}^d\sum_{h=-n+1}^{n-1}\sum_{n-|h|}n\underline{X}_{0,s_1}\underline{X}_{h,s_2}^2 = \mathcal{O}(1/n),\end{aligned}$$

by applying the same arguments used to bound the variance of  $\hat{\Gamma}_X(h)$  in the proof of Theorem 3.2 and using the Assumptions 1, 2, and 3. Hence, we get

$$\tilde{\sum}_{t,s}(\underline{X}_{t-1;s} - \sum_{t,s}\tilde{\underline{X}}_{t-1;s})^2 = 1/d\sum_{s=1}^d E\underline{X}_{1;s}^2 - (1/d\sum_{s=1}^d E\underline{X}_{1;s})^2 + \mathcal{O}_P(1/\sqrt{n}).$$

Similarly, with Assumptions 1, 2, and 4 we get

$$\tilde{\sum}_{t,s}(Y_{t-1;s} - \sum_{t,s}\tilde{Y}_{t-1;s})^2 = 1/d\sum_{s=1}^d EY_{1;s}^2 - (1/d\sum_{s=1}^d EY_{1;s})^2 + \mathcal{O}_P(1/\sqrt{n})$$

and

$$\begin{aligned}\tilde{\sum}_{t,s}(\underline{X}_{t-1;s} - \sum_{t,s}\tilde{\underline{X}}_{t-1;s})(Y_{t-1;s} - \sum_{t,s}\tilde{Y}_{t-1;s}) \\ = \frac{1}{d}\sum_{s=1}^d EY_{1;s}\underline{X}_{1;s} - \frac{1}{d^2}\sum_{s_1,s_2=1}^d EY_{1;s}E\underline{X}_{1;s_2} + \mathcal{O}_P\left(\frac{1}{\sqrt{n}}\right).\end{aligned}$$

We have  $\tilde{\sum}_{t,s}(\underline{X}_{t-1;s} - \sum_{t,s}\tilde{\underline{X}}_{t-1;s})(\underline{\varepsilon}_{t;s} - \sum_{t,s}\tilde{\underline{\varepsilon}}_{t;s}) = \tilde{\sum}_{t,s}\underline{X}_{t-1;s}\underline{\varepsilon}_{t;s} - (\sum_{t,s}\tilde{\underline{X}}_{t-1;s})(\sum_{t,s}\tilde{\underline{\varepsilon}}_{t;s})$ . Note that  $\underline{\varepsilon}$  is centered and since  $\underline{X}_{t-1}$  and  $\underline{\varepsilon}_t$  are independent, the mean is 0. Since  $\underline{\varepsilon}$  is i.i.d. the variance of  $\tilde{\sum}_{t,s}\underline{X}_{t-1;s}\underline{\varepsilon}_{t;s}$  is

$$\begin{aligned}\text{Var}(\sum_{t,s}\tilde{\underline{X}}_{t-1;s}\underline{\varepsilon}_{t;s}) &= \frac{1}{n^2d^2}\sum_{t_1,t_2=1}^n\sum_{s_1,s_2=1}^d E(\underline{X}_{t_1-1;s_1}\underline{X}_{t_2-1;s_2}\underline{\varepsilon}_{t_1;s_1}\underline{\varepsilon}_{t_2;s_2}) \\ &= \frac{1}{nd^2}\sum_{s_1,s_2=1}^d E(\underline{X}_{1,s_1}\underline{X}_{1,s_2})\Sigma_{s_1,s_2}.\end{aligned}$$

Furthermore, due to Assumptions 2, we have  $\text{Var}\left((\tilde{\sum}_{t,s}\underline{X}_{t;s})(\tilde{\sum}_{t,s}\underline{\varepsilon}_{t;s})\right) = \mathcal{O}(1/n^2)$ . Thus,  $\text{Var}(\tilde{\sum}_{t,s}(\underline{X}_{t-1;s} - \sum_{t,s}\tilde{\underline{X}}_{t-1;s})(\underline{\varepsilon}_{t;s} - \sum_{t,s}\tilde{\underline{\varepsilon}}_{t;s})) = \frac{1}{nd^2}\sum_{s_1,s_2=1}^d E(\underline{X}_{1,s_1}\underline{X}_{1,s_2})\Sigma_{s_1,s_2} + \mathcal{O}(n^{-3/2})$ . Similarly, we get  $\text{Var}(\tilde{\sum}_{t,s}(Y_{t-1;s} - \sum_{t,s}\tilde{Y}_{t-1;s})(\underline{\varepsilon}_{t;s} - \sum_{t,s}\tilde{\underline{\varepsilon}}_{t;s})) = \frac{1}{nd^2}\sum_{s_1,s_2=1}^d E(Y_{1,s_1}Y_{1,s_2})\Sigma_{s_1,s_2} + \mathcal{O}(n^{-3/2})$  and  $\text{Cov}(\tilde{\sum}_{t,s}(Y_{t-1;s} - \sum_{t,s}\tilde{Y}_{t-1;s})(\underline{\varepsilon}_{t;s} - \sum_{t,s}\tilde{\underline{\varepsilon}}_{t;s}), \tilde{\sum}_{t,s}(\underline{X}_{t-1;s} - \sum_{t,s}\tilde{\underline{X}}_{t-1;s})(\underline{\varepsilon}_{t;s} - \sum_{t,s}\tilde{\underline{\varepsilon}}_{t;s})) = \frac{1}{nd^2}\sum_{s_1,s_2=1}^d E(Y_{1,s_1}\underline{X}_{1,s_2})\Sigma_{s_1,s_2} + \mathcal{O}(n^{-3/2})$ .

Denote  $\tilde{\Sigma}_s := 1/d \sum_{s=1}^d$  and  $\tilde{\Sigma}_{s_1, s_2} := 1/d^2 \sum_{s_1, s_2=1}^d$ . Thus, we have, as  $n \rightarrow \infty$ ,  $E\sqrt{n}(\hat{\alpha} - \alpha) \rightarrow 0$ ,  $E\sqrt{n}(\hat{\beta} - \beta) \rightarrow 0$ ,  $E\sqrt{n}(\hat{\mu} - \mu) = 0$ . Furthermore, denote  $\bar{Y}^2 := (\tilde{\Sigma}_s EY_{1;s}^2 - (\tilde{\Sigma}_s EY_{1,s})^2)$ ,  $\bar{X}^2 := (\tilde{\Sigma}_s EX_{1;s}^2 - (\tilde{\Sigma}_s EX_{1,s})^2)$ . We get

$$\begin{aligned} \text{Var}(\sqrt{n}(\hat{\alpha} - \alpha)) &\rightarrow \left( \tilde{\Sigma}_s EX_{1;s}^2 - (\tilde{\Sigma}_s EX_{1,s})^2 - \bar{Y}^2{}^{-1} (EY_{1;s}X_{1;s} - \right. \\ &\quad \left. (\tilde{\Sigma}_s EX_{1,s})(\tilde{\Sigma}_s EY_{1,s})) \right)^{-2} \\ &\times \left( \sum_{s_1, s_2} \Sigma_{s_1, s_2} [E(X_{1,s_1}X_{1,s_2}) + \bar{Y}^2{}^{-1} E(Y_{1,s_1}X_{1,s_2}) + \bar{Y}^2{}^{-2} E(Y_{1,s_1}Y_{1,s_2})] \right), \end{aligned}$$

$$\begin{aligned} \text{Var}(\sqrt{n}(\hat{\beta} - \beta)) &\rightarrow \left( \tilde{\Sigma}_s EX_{1;s}^2 - (\tilde{\Sigma}_s EX_{1,s})^2 - \bar{X}^2{}^{-1} (\tilde{\Sigma}_s EY_{1;s}X_{1;s} - \right. \\ &\quad \left. (\tilde{\Sigma}_s EX_{1,s})(\tilde{\Sigma}_s EY_{1,s})) \right)^{-2} \\ &\times \left( \sum_{s_1, s_2} \Sigma_{s_1, s_2} [E(Y_{1,s_1}Y_{1,s_2}) + \bar{X}^2{}^{-1} E(Y_{1,s_1}X_{1,s_2}) + \bar{X}^2{}^{-2} E(X_{1,s_1}X_{1,s_2})] \right), \end{aligned}$$

$$\begin{aligned} \text{Cov}(\sqrt{n}(\hat{\alpha} - \alpha), \sqrt{n}(\hat{\beta} - \beta)) &\rightarrow \left( \tilde{\Sigma}_s EX_{1;s}^2 - \right. \\ &\quad \left. (\tilde{\Sigma}_s EX_{1,s})^2 - \bar{X}^2{}^{-1} (\tilde{\Sigma}_s EY_{1;s}X_{1;s} - (\tilde{\Sigma}_s EX_{1,s})(\tilde{\Sigma}_s EY_{1,s})) \right)^{-1} \\ &\times \left( \tilde{\Sigma}_s EX_{1;s}^2 - (\tilde{\Sigma}_s EX_{1,s})^2 - \bar{Y}^2{}^{-1} (\tilde{\Sigma}_s EY_{1;s}X_{1;s} - (\tilde{\Sigma}_s EX_{1,s})(\tilde{\Sigma}_s EY_{1,s})) \right)^{-1} \\ &\times \left( \sum_{s_1, s_2} \Sigma_{s_1, s_2} E(Y_{1,s_1}X_{1,s_2})(1 + \bar{X}^2{}^{-1} \bar{Y}^2{}^{-1}) \right. \\ &\quad \left. - \bar{X}^2{}^{-1} E(X_{1,s_1}X_{1,s_2}) - \bar{Y}^2{}^{-1} E(Y_{1,s_1}Y_{1,s_2}) \right). \end{aligned}$$

Furthermore, we have  $\sqrt{n}(\hat{\mu} - \mu) = \tilde{\Sigma}_{t,s} X_{t-1;s} \sqrt{n}(\hat{\alpha} - \alpha) + \tilde{\Sigma}_{t,s} Y_{t-1;s} \sqrt{n}(\hat{\beta} - \beta) + \sqrt{n} \tilde{\Sigma}_{t,s} \varepsilon_{t-1;s}$ . Note that  $\text{Var}(\tilde{\Sigma}_{t,s} X_{t-1;s} \sqrt{n}(\hat{\alpha} - \alpha)) \rightarrow 0$  since  $\text{Var}(\tilde{\Sigma}_{t,s} X_{t-1;s}) = O(1/n)$  and  $\text{Var}(\sqrt{n}(\hat{\alpha} - \alpha)) = O(1)$ . Similar arguments apply to the following parts. Thus, as  $n \rightarrow \infty$ ,  $\text{Var}(\sqrt{n}(\hat{\mu} - \mu)) \rightarrow 1/d^2 \sum_{s_1, s_2} \Sigma_{s_1, s_2}$ . Furthermore, note that due to  $\{\varepsilon_t, t \in \mathbb{Z}\}$  being i.i.d. we have

$$\text{Cov}(\sqrt{n} \tilde{\Sigma}_{t,s} X_{t-1,s} \varepsilon_{t,s}, \sqrt{n} \tilde{\Sigma}_{t,s} \varepsilon_{t,s}) = 1/d^2 \sum_{s_1, s_2} EX_{1,s_1} \Sigma_{s_1, s_2}$$

and  $\text{Cov}(\sqrt{n} \tilde{\Sigma}_{t,s} X_{t-1,s} \tilde{\Sigma}_{t,s} \varepsilon_{t,s}, \tilde{\Sigma}_{t,s} \varepsilon_{t,s}) = O(n^{-1/2})$ . Hence,

$$\begin{aligned} \text{Cov}(\sqrt{n}(\hat{\mu} - \mu), \sqrt{n}(\hat{\alpha} - \alpha)) &\rightarrow \left( \tilde{\Sigma}_s EX_{1;s}^2 - (\tilde{\Sigma}_s EX_{1,s})^2 - \right. \\ &\quad \left. \bar{Y}^2{}^{-1} (\tilde{\Sigma}_s EY_{1;s}X_{1;s} - (\tilde{\Sigma}_s EX_{1,s})(\tilde{\Sigma}_s EY_{1,s})) \right)^{-1} \end{aligned}$$

$$\times \left( \sum_{s_1, s_2} \Sigma_{s_1, s_2} [E\underline{X}_{1; s_1} + (\sum_s EY_{1; s}^2 - (\sum_s EY_{1; s})^2)^{-1} EY_{1; s_1}] \right),$$

and

$$\begin{aligned} \text{Cov}(\sqrt{n}(\hat{\mu} - \mu), \sqrt{n}(\hat{\beta} - \beta)) &\rightarrow \left( \sum_s E\underline{X}_{1; s}^2 - (\sum_s E\underline{X}_{1; s})^2 - \right. \\ &\quad \left. \bar{\underline{X}}^2^{-1} \left( \sum_s EY_{1; s} \underline{X}_{1; s} - (\sum_s E\underline{X}_{1; s})(\sum_s EY_{1; s}) \right) \right)^{-1} \\ &\times \left( \sum_{s_1, s_2} \Sigma_{s_1, s_2} [EY_{1; s_1} + (\sum_s E\underline{X}_{1; s}^2 - (\sum_s E\underline{X}_{1; s})^2)^{-1} E\underline{X}_{1; s_1}] \right), \end{aligned}$$

With this, the asymptotic normality follows by using the same arguments as in the proof of Theorem 3.1 and 3.4.  $\square$

*Proof of Lemma 3.6.* To simplify notation we consider the case  $q = 1$ . The proof can be transferred with the same notation as used in the proof of Lemma 2.4 to  $q \geq 1$ . As given by the proof of Lemma 2.4,  $E \log f(Ad_1) < 0$  and  $\mathbf{Ad}$   $\alpha$ -mixing implies an almost surely exponential decay with rate  $\rho \in (0, 1)$  for  $\prod_{s=1}^j \|f(Ad_{-s})\|$ . Consequently, for finite  $p_1, p_2$  we have

$$\sum_{s=0}^{\infty} s^{p_1} E \left\| \prod_{i=1}^s f(Ad_{-i}) \right\|^{p_2} < \infty.$$

Furthermore, regarding Theorem 3.4 and 3.5, for some measurable and bounded function  $\tilde{f}$  we have

$$\begin{aligned} \sum_{j=0}^{\infty} E |e_i \tilde{f}(Ad_h) \prod_{s=1}^j f(Ad_{-s}) \mu|^p &\leq \sum_{j=0}^{\infty} (E \|\tilde{f}(Ad_0)\|^{2p})^{1/2} (E \prod_{s=1}^j \|f(Ad_{-s})\|^{2p})^{1/2} \|\mu\| \\ &\leq C \sum_{j=0}^{\infty} (E \prod_{s=1}^j \|f(Ad_s)\|^{2p})^{1/2} < \infty, \end{aligned}$$

due to the a.s. exponential decay. It remains

$$\sum_{h \in \mathbb{Z}} \sum_{s_1, s_2=0}^{\infty} \left| \text{Cov} \left( \prod_{i=1}^{s_1} f(Ad_{h-i_1}) \underline{\mu}, \prod_{i_2=1}^{s_2} f(Ad_{-i_2} \underline{\mu}) \right) \right| < \infty.$$

For this, consider

$$\prod_{i_1=1}^{s_1} f(Ad_{h-i_1}) \underline{\mu} = g(Ad_{h-1}, \dots, Ad_{h-s_1})$$

and

$$\prod_{i_2=1}^{s_2} f(Ad_{-i_2} \underline{\mu}) = \tilde{g}(Ad_{-1}, \dots, Ad_{-s_2})$$

for some measurable function  $g, \tilde{g}$ . Hence, for  $h \geq 0$  and by applying (Bradley, 2007, Corollary 10.16) we have

$$\begin{aligned} &\sum_{h=0}^{\infty} \sum_{s_1, s_2=0}^{\infty} \left| \text{Cov} \left( \prod_{i_1=1}^{s_1} f(Ad_{h-i_1}) \underline{\mu}, \prod_{i_2=1}^{s_2} f(Ad_{-i_2} \underline{\mu}) \right) \right| \\ &\leq \sum_{s_1, s_2=0}^{\infty} \sum_{h=0}^{s_2} \left( E \left( \prod_{i=1}^{s_1} f(Ad_{-i}) \underline{\mu} \right)^4 E \left( \prod_{i=1}^{s_2} f(Ad_{-i}) \underline{\mu} \right)^4 \right)^{1/4} \\ &\quad 4\alpha(\mathbf{Ad}, \max(0, h - s - 2 + 1))^{1/2} \end{aligned}$$

$$\begin{aligned}
& + \sum_{s_1, s_2=0}^{\infty} \sum_{h=s_2+1}^{\infty} \left( E \left( \prod_{i=1}^{s_1} f(Ad_{-i})_{\underline{\mu}} \right)^4 E \left( \prod_{i=1}^{s_2} f(Ad_{-i})_{\underline{\mu}} \right)^4 \right)^{1/4} \\
& \quad 4\alpha(\mathbf{Ad}, \max(0, h - s - 2 + 1))^{1/2} \\
& \leq C \sum_{h=0}^{\infty} \alpha(Ad, h)^{1/2} < \infty.
\end{aligned}$$

The sum for  $h < 0$  can be bounded with the same arguments. Hence, the assertion follows.  $\square$

## References

- Basu, S. and Michailidis, G. (2015). Regularized estimation in sparse high-dimensional time series models. *The Annals of Statistics*, 43(4):1535–1567.
- Bickel, P. J., Ritov, Y., Ryden, T., et al. (1998). Asymptotic normality of the maximum-likelihood estimator for general hidden markov models. *The Annals of Statistics*, 26(4):1614–1635.
- Billingsley, P. (1968). *Convergence of probability measures*. Wiley Series in probability and Mathematical Statistics: Tracts on probability and statistics. Wiley.
- Bradley, R. (2007). *Introduction to Strong Mixing Conditions*. Kendrick Press, ISBN 0-9740427-9-X.
- Christakis, N. A. and Fowler, J. H. (2007). The spread of obesity in a large social network over 32 years. *n engl j med*, 2007(357):370–379.
- Dahlhaus, R., Neumann, M. H., Von Sachs, R., et al. (1999). Nonlinear wavelet estimation of time-varying autoregressive processes. *Bernoulli*, 5(5):873–906.
- Friedman, J., Hastie, T., and Tibshirani, R. (2017). *The elements of statistical learning*, volume 12. Springer series in statistics New York.
- Goldenberg, A., Zheng, A. X., Fienberg, S. E., Airolidi, E. M., et al. (2010). A survey of statistical network models. *Foundations and Trends in Machine Learning*, 2(2):129–233.
- Goldsmith-Pinkham, P. and Imbens, G. W. (2013). Social networks and the identification of peer effects. *Journal of Business & Economic Statistics*, 31(3):253–264.
- Hanneke, S., Fu, W., Xing, E. P., et al. (2010). Discrete temporal models of social networks. *Electronic Journal of Statistics*, 4:585–605.
- Hanneke, S. and Xing, E. (2007). Discrete temporal models of social networks. *Statistical Network Analysis: Models, Issues, and New Directions Edited by: Edoardo M. Airolidi, David M. Blei, Stephen E. Fienberg, Anna Goldenberg, Eric P. Xing, Alice X. Zheng*.
- Knight, M., Nunes, M., and Nason, G. (2016). Modelling, detrending and decorrelation of network time series. *arXiv preprint arXiv:1603.03221*.
- Kolaczyk, E. D. (2009). *Statistical Analysis of Network Data: Methods and Models*. Springer Publishing Company, Incorporated, 1st edition.
- Krivitsky, P. N. and Handcock, M. S. (2014). A separable model for dynamic networks. *Journal of the Royal Statistical Society: Series B (Statistical Methodology)*, 76(1):29–46.
- Krivitsky, P. N. and Handcock, M. S. (2016). *tergm: Fit, Simulate and Diagnose Models for Network Evolution Based on Exponential-Family Random Graph Models*. The Statnet Project. R package version 3.4.0.
- Lütkepohl, H. (2007). *New Introduction to Multiple Time Series Analysis*. Springer Berlin Heidelberg.
- Manski, C. F. (1993). Identification of endogenous social effects: The reflection problem. *The review of economic studies*, 60(3):531–542.

- Morris, M. and Kretzschmar, M. (1997). Concurrent partnerships and the spread of hiv. *Aids*, 11(5):641–648.
- Nicholls, D. and Quinn, B. (1981). Multiple autoregressive models with random coefficients. *Journal of Multivariate Analysis*, 11(2):185 – 198.
- Nicholls, D. F. and Quinn, B. G. (1982). *Random Coefficient Autoregressive Models: An Introduction*, volume 1. Springer Science & Business Media.
- Pourahmadi, M. (1986). On stationarity of the solution of a doubly stochastic model. *Journal of Time Series Analysis*, 7(2):123–131.
- Pourahmadi, M. (1988). Stationarity of the solution of  $x_t = a_t x_{t-1} + \varepsilon_t$  and analysis of non-gaussian dependent random variables. *Journal of Time Series Analysis*, 9(3):225–239.
- Tjøstheim, D. (1986). Some doubly stochastic time series models. *Journal of Time Series Analysis*, 7(1):51–72.
- Wasserman, S. and Faust, K. (1994). *Social network analysis: Methods and applications*, volume 8. Cambridge university press.
- Wiesel, A., Bibi, O., and Globerson, A. (2013). Time varying autoregressive moving average models for covariance estimation. *IEEE Trans. Signal Processing*, 61(11):2791–2801.
- Xu, K. (2015). Stochastic block transition models for dynamic networks. In *Artificial Intelligence and Statistics*, pages 1079–1087.
- Zhu, X., Pan, R., Li, G., Liu, Y., Wang, H., et al. (2017). Network vector autoregression. *The Annals of Statistics*, 45(3):1096–1123.