

RUMA: On the Analysis of Defenses based on Misaligned Accesses

Daehee Jang
GSIS, School of Computing, KAIST
daehee87@kaist.ac.kr

Jongwhan Kim
GSIS, School of Computing, KAIST
zzoru@kaist.ac.kr

Brent Byunghoon Kang
GSIS, School of Computing, KAIST
brentkang@kaist.ac.kr

ABSTRACT

The adoption of randomness against heap layout has rendered a good portion of heap vulnerabilities unexploitable. However, some remnants of vulnerabilities are still exploitable even under the randomized heap layout. According to our analysis, such heap exploits often require pointer-width allocation granularity to inject fake pointers. To address such problem, we explore the efficacy of adopting byte-level (unaligned or misaligned) allocation granularity as part of the heap exploit defenses since the pointer-spraying attack techniques are increasing. Heap randomization, in general, has been a well-trodden area. However, the efficacy of byte granularity randomization has never been fully explored as it involves unaligned heap memory access which degrades performance and raises compatibility issues. In this paper, we discuss byte-granularity heap randomization; and conduct comprehensive analysis in three folds: (i) security mitigation effectiveness, (ii) performance impact, and (iii) compatibility with existing applications. Moreover, we designed a new heap allocator (RUMA) considering the analysis results. Security discussion is based on case studies using 20 publicly disclosed heap vulnerabilities. Performance and compatibility analysis are based on cycle-level microbenchmark, SPEC2006, Coreutils, Nginx, and ChakraCore.

CCS CONCEPTS

• **Security and privacy** → *Software security engineering*;

KEYWORDS

Heap Randomization, Vulnerability Exploitation, Memory Alignment

ACM Reference format:

Daehee Jang, Jongwhan Kim, and Brent Byunghoon Kang. 2021. RUMA: On the Analysis of Defenses based on Misaligned Accesses. In *Proceedings of ACM Conference, Washington, DC, USA, July 2017 (Conference'17)*, 18 pages. DOI: 10.1145/nnnnnnn.nnnnnnn

1 INTRODUCTION

Memory corruption vulnerabilities are widely exploited as attack vectors. According to the statistics from the Common Vulnerabilities and Exposures (CVE) database for 2016, more than 30% of

arbitrary code execution exploits that have a CVSS score greater than 9.0 are caused by heap-based vulnerabilities such as use-after-free and heap overflow [?]. Recent vulnerability reports [?] also suggest that most of the usefully exploitable bugs are typically caused by heap corruptions.

So far, numerous heap randomization approaches have been proposed. However, some remnants of vulnerabilities still survive due to their exploitation primitives. In modern heap exploit attacks, type confusions between integer-pointer or float-pointer are often utilized [? ?]. To trigger such confusion, a fake object/pointer spraying technique is required. These advanced heap exploitation techniques take advantage of the fact that although the overall heap layout is unpredictable, the pointer-width alignment (address alignment that is a multiple of 4s in a 32-bit system and 8s in 64-bit system) of any heap chunk is deterministic (the chunk address is always divisible by `sizeof(void*)`).

To mitigate such attack techniques, we explore the efficacy of byte-granularity heap randomization (eliminating the predictability of any memory alignment) and show its detailed results and numerous findings. The need of byte-granularity heap randomization can also be inspired by statements of the security researchers at Google Project-Zero, or Pwn2Own contest winners who often emphasized the accurate prediction of object member alignment and chunk allocation granularity for making the exploitation possible and reliable¹.

Several heap-related defense approaches, including [? ? ? ? ? ?], have provided insights into making the heap exploitation more difficult by effectively randomizing the heap layout. However, none of the previous methods considered reducing this randomization granularity into byte-level as it breaks the “CPU word alignment” for heap memory access. For example, [? ?] and [? ?] randomizes the heap layout by prepending a random sized dummy memory space between each heap chunk; however, the randomized distance between heap chunk is guaranteed to be divisible by `sizeof(void*)` to respect the CPU word granularity memory alignment. In the case of [? ?], the paper suggests the importance of reducing the memory allocation granularity² regarding preventing heap spraying attacks. However, the paper also considers the word granularity (8-bytes) as the smallest possible allocation.

The effectiveness of byte granularity heap randomization is based on the observation that the majority of heap exploit attacks inevitably involve the use of *fake pointers* allocated with attacker-crafted values such as string, integer or float; and confusing the application to dereference such fake values as intact pointers. Since the width of a pointer is universally known, and the heap chunk at

Permission to make digital or hard copies of all or part of this work for personal or classroom use is granted without fee provided that copies are not made or distributed for profit or commercial advantage and that copies bear this notice and the full citation on the first page. Copyrights for components of this work owned by others than ACM must be honored. Abstracting with credit is permitted. To copy otherwise, or republish, to post on servers or to redistribute to lists, requires prior specific permission and/or a fee. Request permissions from permissions@acm.org.

Conference'17, Washington, DC, USA

© 2021 ACM. 978-x-xxxx-xxxx-x/YY/MM...\$15.00
DOI: 10.1145/nnnnnnn.nnnnnnn

¹“How the original type object members align with the confused type object members has a big impact on the exploitability and the reliability” [?]

²To quote the paper: “memory managers at all levels should use finer memory allocation granularity for better security”

a random location address always follows multiples of this allocation granularity, the attacker can spray the fake pointer repeatedly into the out-of-bound heap area and defragment the heap until the attacker's fake pointer exactly overlaps the benign target pointer for successful exploitation. This effect will be illustrated with a figure in section 2.

Regardless of the heap randomization entropy, unless the allocation granularity is bigger than the width of a pointer, the possibility of such an overlapping event increases as the attacker expands the out-of-bound accessed³ heap region inside the target heap segment. Byte granularity randomization imposes constant probability of segmentation fault for dereferencing of any fake pointer inside out-of-bound heap area.

According to our analysis and experiments, the probability of segmentation fault while completing exploitation can be higher than the probability of single pointer hijack; because advanced exploits often require multiple dereferences of *fake pointer chains*. To show the security effectiveness of byte-granularity heap randomization, we use public CVE-numbered heap corruption vulnerabilities which enabled successful attack demonstration in Pwn2Own contest, bug bounty programs, or real-world malware. We use the corresponding CVEs as case studies and explore how byte-granularity heap randomization would affect the exploitability of such vulnerabilities.

Aside from security issues, byte-granularity heap randomization can be considered skeptical regarding its practicality due to hardware-level limitation as it involves unaligned memory access. However, major CPU vendors such as Intel and ARM started putting efforts to support arbitrarily misaligned (byte-granularity) memory access from hardware level [? ?]. Based on instruction-level microbenchmark results, we designed an allocator suited for byte-granularity heap randomization named "Randomly Unaligned Memory Allocator (RUMA)". Performance regarding chunk management and allocation speed of RUMA does not outperform traditional heap allocators. However, RUMA leverages architecture specifics and reduces memory access penalty of byte-granularity heap randomization. The design of RUMA is based on per-instruction microbenchmarks of Intel ISA.

To measure the performance impact of RUMA, we apply various allocators (RUMA, tcmalloc, dlmalloc, jemalloc and ottomalloc) to SPEC2006. SPEC2006 suits were all compatible with RUMA allocator, however, we analyzed and ported Nginx source code to be compatible with RUMA. To test compatibility and analyze various correctness issues other than performance, we use Coreutils utilities test suite, Nginx web server test suite, and ChakraCore JavaScript engine test suite. We discuss the various issues regarding compatibility in section 4.

2 SECURITY ANALYSIS OF BYTE-GRANULARITY HEAP RANDOMIZATION

In modern heap exploitation techniques, achieving direct manipulation of code pointer is unlikely due to the state-of-the-art compiler defenses such as VTGuard, pointer encryption, and VT-read-only checks. As a result, the surviving remnants of heap exploitation

techniques require convoluted steps of data pointer manipulation for their exploit. To manipulate such pointers, attacker confuses program to use the malicious fake value as an intact pointer. Exploitation of typical heap vulnerabilities such as use-after-free, out-of-bound access (including heap overflow), type confusion and uninitialized access mostly involves secondary pointer confusion to trigger information leakage, achieve arbitrary memory access and finally, execute arbitrary code.

Traditional heap spray places a huge amount of NOP-sled and shellcodes into predictable heap address⁴ as direct code pointer manipulation is easy, however, the goal of modern heap spray is more focused on placing fake pointers around out-of-bound heap area. The essence of byte-granularity heap randomization is that it hinders fake pointer spraying attack while current heap randomization loses such effect once heap is defragmented by an attacker. In this section, we discuss the security effectiveness of byte-granularity heap randomization in four terms: (i) successful triggering of heap vulnerability (ii) information leakage attacks (iii) bypassing byte-granularity heap randomization, and (iv) case studies with real-world attacks.

2.1 Successful Triggering of Vulnerability

Byte granularity heap randomization lowers the chance of successful triggering of various heap vulnerabilities that involves out-of-bound access⁵. For example, if byte-granularity heap randomization is in place, using fake pointer via use-after-free always crashes any 32-bit application with 75% (87.5% in 64-bit) probability as there are four (eight in 64-bit) possible outcomes of the confused pointer.

Consider the exploitation steps of use-after-free: (i) an object is *freed* and the object pointer becomes a dangling pointer, (ii) the attacker recycles the dangling-pointed free space in order to replace the original contents of the object, and (iii) the program *uses* the dangling pointer as if the original object member variables are still intact. These steps imply that there are two independent heap chunk allocations around the dangling-pointed heap. Although the location of heap chunk is random, if the allocation granularity is bigger than the pointer-width, an attacker can successfully manipulate target pointer by spraying multiple fake pointers into the heap area.

The effectiveness of byte granularity randomization against use-after-free can be described by considering a simplified example. Figure 1 shows an example of the memory layout for a dangling-pointed free chunk in use-after-free exploitation. The dangling-pointed free chunk is a 12-byte size object composed with three member variables: (i) word-sized integer type member *color*, (ii) word sized function pointer type member *draw*, (iii) word-sized integer type member *width*. From the use-after-free exploitation, the attacker reuses the free chunk to hijack the *draw* function pointer into 0xDEADBEEF (assuming 0xDEADBEEF is a malicious pointer value required for exploitation process).

³In this paper, out-of-bound access implies inter-chunk memory access that crosses the heap chunk boundary, including the use of dangling pointers.

⁴Heap address prediction via massive heap spray is possible under 32-bit address space. In case of 64-bit address space, such address prediction is similarly applicable in the case heap segment base address is leaked.

⁵In this paper, out-of-bound access indicates memory access that unintentionally crosses original heap chunk border.

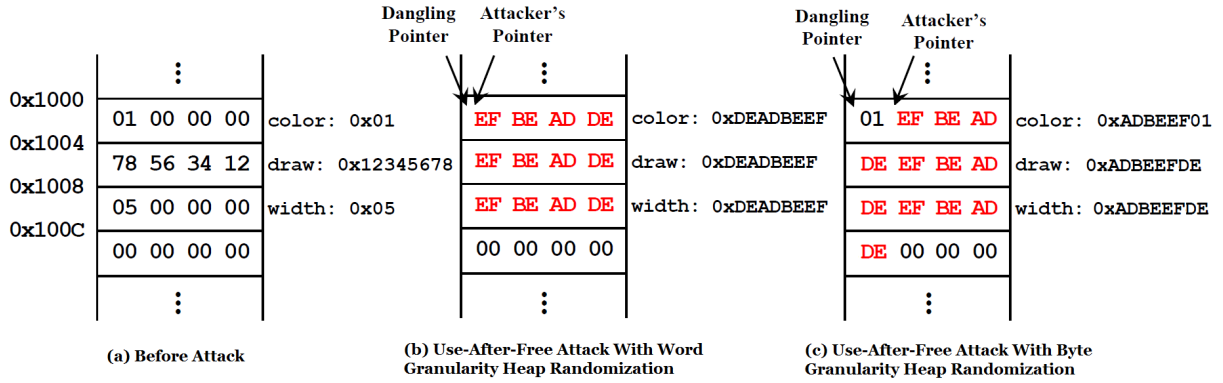


Figure 1: Example of memory layout for dangling-pointed chunk from use-after-free exploitation.

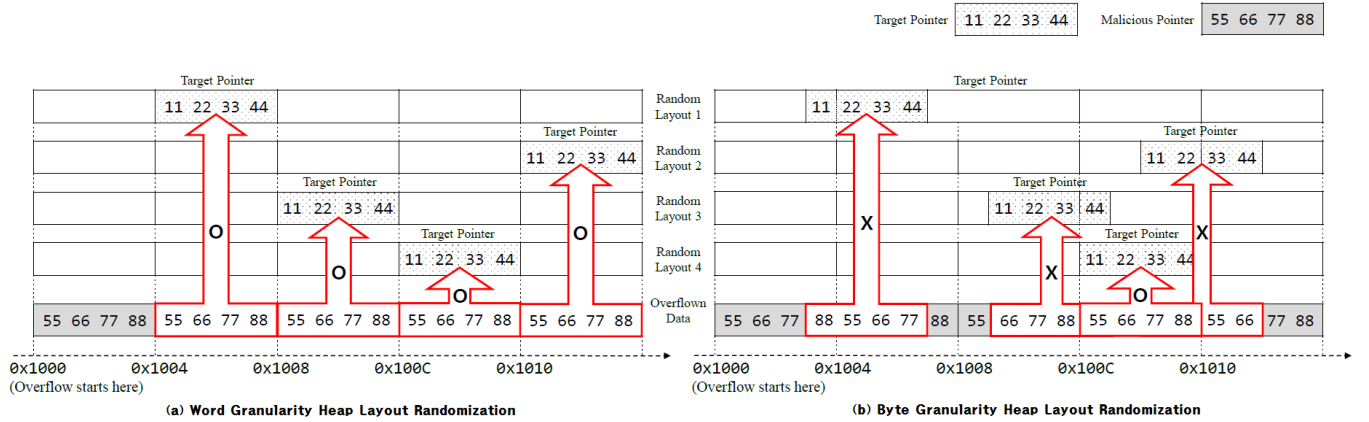


Figure 2: Randomized heap layout and heap overflow attack. The fifth row from the top is the attacker's heap overflow data that overwrites the existing memory contents in four different cases. (a) depicts randomized heap layout with word granularity and (b) depicts randomized memory layout with byte-granularity.

In Figure 1b, an attacker can successfully hijack the target pointer regardless of the randomized chunk location as the allocation granularity is bigger than the width of the pointer. The attacker can spray the four-byte sequence “EF BE AD DE” sufficiently long to bypass the randomization. However in Figure 1c, the attack fails with 75% probability regardless of the amount of heap spray, unless the fake pointer is composed with four identical bytes (we discuss this issue at the end of this section).

The same principle can also be observed from heap overflow. In general, randomizing the distance between the origin of the out-of-bound access (buggy buffer) and the adjacent heap object is an effective mitigation approach against heap overflow attack. However, if the heap allocation granularity is bigger than the width of the pointer, the effectiveness of this approach can be significantly reduced regarding pointer manipulation. This can be demonstrated with a hypothetical situation in which the attacker tries to hijack a pointer value inside an adjacent heap object. Figure 2 shows the illustration of such scenario.

In Figure 2a, there are four random heap layout cases of a corrupted buffer and the adjacent heap object. The goal of the attacker

is to hijack the benign target pointer (0x44332211 in Figure 2) into his/her malicious pointer (0x88776655 in Figure 2) by overwriting the randomized heap memory. However, the target pointer in the four randomized layouts in Figure 2a can be successfully hijacked with the same attack payload under the assumption that the memory contents are always aligned at multiples of pointer-width. When the address alignment of a pointer variable remains unchanged, the probability of a successful attack will increase as the attacker uses a sufficiently long attack payload. However, in Figure 2b, the probability of a successful pointer hijacking attack remains 25% regardless of the length of the attack payload. The effectiveness of byte-granularity heap randomization is not specific to particular heap vulnerabilities. Any exploitation step which involves the use of fake pointer from the out-of-bound heap is affected. For example, exploitation of uninitialized heap access vulnerability also involves out-of-bound heap access [??] thus affected by byte-granularity heap randomization.

So far, the security effectiveness of byte-granularity heap randomization seems small, as one out of four (or eight) bug triggering attempts will succeed. However, the probability of successful bug

triggering is not the probability of successful exploitation. Modern heap exploitation usually involves multiple combination and repetition of such bug triggering. According to Google Project-Zero, successful exploitation of CVE-2015-3077 required up to 31 times of pointer confusion. As heap exploitation involves multiple uses of fake pointers, the defense probability will increase exponentially. However exact calculation of defense probability based on a number of the fake pointer is unrealistic as modern exploitation usually involves information leakage as well. In next subsection, we discuss the effectiveness of byte granularity heap randomization regarding information leakage attacks.

2.2 Information Leakage

Information leakage vulnerabilities are typically discovered in software that implements ECMAScript [?] parsers including ChakraCore, V8, ActionScript, and Spider Monkey. It is well established that *complete disclosure of memory* renders all the randomness-based exploit defenses ineffective. However, information leakage attack can be divided into many types, and each of them involves various bug triggering. In this subsection, we discuss the impact of byte-granularity heap randomization considering information leakage attacks.

One of the information leakage primitive is achieved by OOB (Out-Of-Bound read/write) vulnerability. Indeed, some types of OOB are quite powerful vulnerability which gives an attacker the ability of full memory disclosure. Information leakage using OOB can be divided into two types: (i) direct disclosure without involving any use of fake pointers, (ii) indirect disclosure involving the use of fake pointers. Example case of (i) would be literal array (e.g., string) based OOB [?]. If the OOB is achieved by size-corrupted string (e.g., string size is -1) and the size-corrupted string is directly accessible by an attacker, byte-granularity heap randomization has no benefit over existing coarse-grained heap randomization other than making the exploitation more complicated. Attacker can read any heap region starting from the OOB heap by giving arbitrary substring index and length (e.g., `leakedstring.substr(0x7fff4000 - [leakedstring address], 100)` to read 100 bytes from arbitrary address `0x7fff4000`).

For (ii), in case the OOB is based on object array, an attacker cannot directly leak the memory contents because the type of array element is not a literal but an object. Since ECMAScript parsers do not provide any syntax that can directly dump the memory contents of an object, additional work is required to turn such OOB into working information leakage. What attacker can do here is to spray fake objects around out-of-bound heap area, making the application to use the fake object. Use of fake object triggers further type confusions and enables an attacker to ultimately hijack a backstore pointer⁶. Crafting out-of-bound heap memory layout for proper pointer confusion often requires predictable memory alignment. Figure 3 illustrates such case (CVE-2016-0191) where the information leakage is achieved by the fake object spraying technique. The exploitation steps of Figure 3 were used in Pwn2Own 2016 for achieving information leakage against 64-bit Edge browser.

⁶Backstore pointer is a leaf pointer that ultimately being used for reading/writing memory. Taking control over backstore pointer gives the attacker the ability to read/write arbitrary memory region. Since not every object embeds backstore pointer, the attacker finds a proper object that has such pointer (e.g., "DataView" in V8).

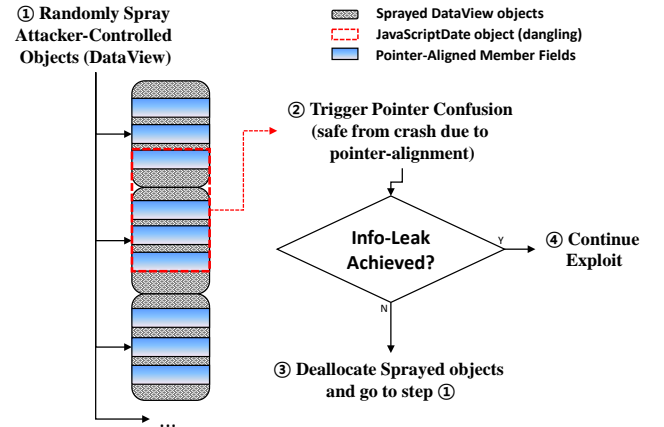


Figure 3: Information leakage steps of CVE-2016-0191 against Edge. Attack is dependent to heap randomization of pointer-width allocation granularity.

In this exploitation, attacker achieves information leakage primitive by making the ChakraCore confuse the reference of the pointer inside JavaScriptDate object as the pointer of a DataView object. The exploitation repeats spraying the fake DataView object and using the dangling pointer of JavaScriptDate object until two pointers are confused.

In case information leakages do not involve any use of fake pointers, the byte-granularity heap randomization has no additional effectiveness. However, information leakage techniques involving the use of a fake pointer (such as CVE-2016-0191) are recently being discovered. In the case of [?], a miscalculated index value for an object array (Node array in V8) allows out-of-bound object dereferencing that is outside the array. To achieve successful information leakage with this bug, sophisticated heap spraying is required to place a fake pointer adjacent to this array, which allows the attackers to construct their own Node object. Later, the control flow of the program is affected by dereferencing the attacker's fake pointer, thus the attacker can mount a side-channel attack and reveal memory contents.

In summary, the effectiveness of byte-granularity heap randomization against information leakage attack has no additional benefit over existing coarse-granularity heap randomization in case the vulnerability fully reveals arbitrary memory contents without involving any use of a fake pointer. However, if the information leakage is dependent on the illegal use of fake pointers, byte-granularity heap randomization provides effectiveness over currently used coarse-grained heap randomizations.

2.3 Bypassing Byte-granularity Randomization

Byte granularity heap randomization guarantees four (or eight) possible cases against any pointer manipulation due to out-of-bound access. In turn, an attacker who wishes to hijack a single pointer (or any word-unit data), say, with a value of `0x12345678`, stands a 75% chance of failing in his/her overwrite attempt (i.e., `0x78123456`, `0x56781234`, and `0x34567812`). Thus, a plausible way of bypassing byte granularity randomization is by constructing the entire

CVE #	Bug Description	Attack Target	FPS Dependency	PWA Dependency
CVE-2012-4792 [?]	use-after-free	IE8 (32bit)	High	High
CVE-2013-0025 [?]	use-after-free	IE8 (32bit)	High	High
CVE-2013-0912 [?]	type confusion	Chrome (32bit)	None	None
CVE-2013-2729 [?]	out-of-bound	Acrobat Pro (32bit)	High	High
CVE-2014-3176 [?]	out-of-bound	Chrome (32bit)	High	Low
CVE-2015-1234 [?]	heap overflow	Chrome (32bit)	High	Low
CVE-2015-2411 [?]	use-before-init	IE11 (32bit)	High	High
CVE-2016-0175 [?]	use-after-free	Windows Kernel	Low	Low
CVE-2016-0191 [?]	use-after-free	Edge (64bit)	High	High
CVE-2016-0196 [?]	use-after-free	Windows Kernel	Low	Low
CVE-2016-1016 [?]	use-after-free	Flash Player	Low	None
CVE-2016-1017 [?]	use-after-free	Flash Player	Low	High
CVE-2016-1653 [?]	JIT compiler bug	Chrome (32bit)	High	High
CVE-2016-1796 [?]	heap overflow	OSX Kernel	Low	Low
CVE-2016-1857 [?]	use-after-free	Safari (32bit)	High	High
CVE-2016-1859 [?]	use-after-free	Safari	High	High
CVE-2016-5129 [?]	out-of-bound	Chrome (32bit)	High	High
CVE-2017-0071 [?]	type confusion	Edge (64bit)	None	None
CVE-2017-2521 [?]	out-of-bound	Safari	None	None
CVE-2017-5030 [?]	out-of-bound	Chrome (64bit)	Low	Low

Table 1: CVE Case study summary. FPS stands for Fake Pointer Spraying, and PWA stands for Pointer Width Alignment.

chain of the exploit payload with *byte-shift-independent values only*. A byte-shift-independent value is a word (or doubleword) composed of the same bytes (e.g., 0x35353535 in a 32-bit system or 0x9797979797979797 in a 64-bit system).

At this point, the byte-shift-independent values are always invalid virtual addresses in a 64-bit system (might be valid in the future system). In 32-bit system, such values can be predictable and valid address if the attacker allocates a sufficiently large region of the memory (i.e., allocating the lower 1-GByte of memory in a 32-bit address space will include an address of 0x35353535). It could be a threat to byte-granularity heap randomization if attacker can place the fake chunk at such address and construct the fake pointers with byte-shift-independent values. Virtual addresses such as 0x35343534 make the same effect with 50% probability. To address this issue, 32-bit version of RUMA provides configuration for avoiding such addresses similarly as EMET [?]. The difference between EMET and 32-bit RUMA is that while EMET initially pre-allocate (mmap) blacklist pages, 32-bit RUMA checks the address at allocation time and re-allocates the chunk. We compiled 32-bit version of SPEC2006 suites and tested performance impact of this algorithm. The algorithm caused up to 3% average overhead in 32-bit SPEC2006 benchmark. Detailed algorithm description for avoiding such addresses is described in section 3.

2.4 Real World Case Studies

Quantifying the probability of successful heap vulnerability exploitation is an arduous process and furthermore, proving the correctness of such probability (of successful exploitation) is practically impossible. The claim we can make is that the byte-granularity heap randomization foils *the inter-chunk use of fake pointers* with 75% in a 32-bit system and 87.5% in a 64-bit system. Here we discuss the necessity of fake pointer spraying and pointer-width allocation granularity in real-world heap exploit cases.

To analyze the security effectiveness of byte-granularity heap randomization, we investigate publicly disclosed heap memory corruption vulnerabilities [????????????????????] that

enabled attackers to achieve information leakage or arbitrary-code-execution against various software mostly from Pwn2Own contest and Google bug bounty program.

Throughout case studies, four of the attacks [????] were reproduced and byte-granularity heap randomization was partially applied⁷. Rest of the case studies are conducted based on debugging minimal proof-of-concept codes with documented information.

According to our analysis, 32-bit applications often bypassed ASLR by spraying extensive amount of fake pointers [??????]. In such cases, byte-granularity heap randomization had high impact for neutralizing the successful exploitation. However, heap corruption based on class type confusion vulnerabilities [??] were not affected by byte-level allocation granularity because such errors are caused by two different interpretation against the same original object. For example, assuming there is an object with member A (pointer type) and B (integer type), type confusion error in our evaluation makes the program to think object member B as pointer. Therefore the fake pointer, in this case, is allocated with intact pointer A at the same time; thus shares *equally changed memory alignment*.

Cases such as [????] achieved information leakage primitive without using fake pointers. Similar cases such as [????] also achieved information leakage primitive however it required multiple use of fake pointers during the process. Finally, in case of local-privilege-escalation (LPE) attacks [???], the efficacy of byte-granularity heap randomization was lower than we anticipated as exploitation steps involving the use of fake pointers were relatively shorter than other cases. Figure 6 summarizes overall analysis results. Details of the entire analysis are placed in Appendix B.

⁷ Adopting byte-granularity heap randomization to legacy binary is not fully applicable except old version of Acrobat Reader due to compatibility issues which will be discussed later. In such case, we applied byte-granularity randomization only against exploit-relevant objects by identifying the object based on its size and allocation site for analysis. Details of such issues will be discussed in section 3

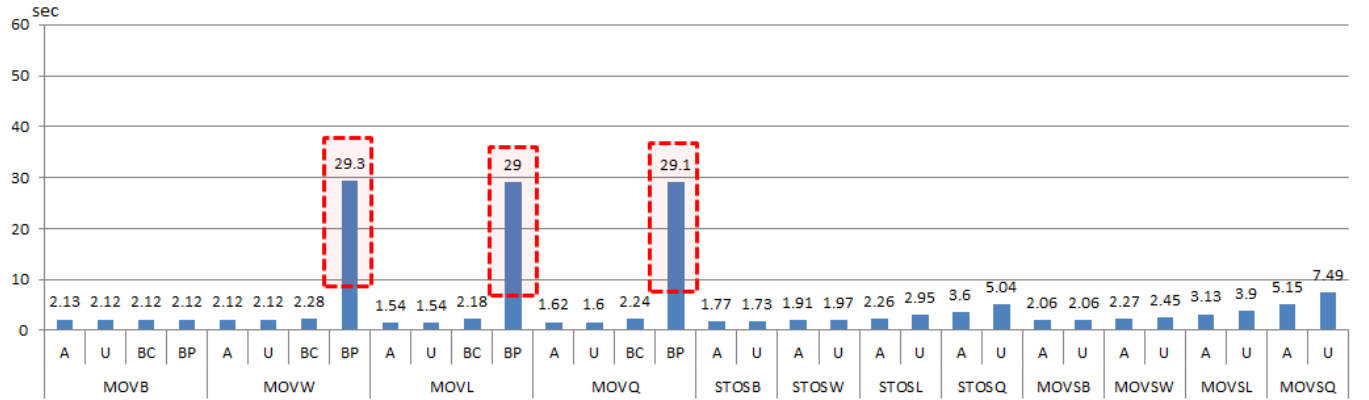


Figure 4: Instruction-level microbenchmark result for Intel i7-6500 (SkyLake). The Y-axis represents the time (consumed seconds) for repeatedly executing the unrolled instructions 134,217,728 (0x8000000) times. A stands for Aligned access, U stands for Unaligned access inside cache line, BC stands for unaligned access on Border of (L1) Cache line, BP stands for unaligned access on Border of Pages. The result for additional 9 CPUs are listed in Appendix A.

3 PERFORMANCE ANALYSIS OF BYTE-GRANULARITY HEAP RANDOMIZATION

As byte-granularity heap randomization inevitably involves CPU-level unaligned or misaligned memory access, we start this section by discussing some backgrounds regarding the unaligned access and analyze our findings in the performance and compatibility such as the atomicity and the alignment fault issues involved in the misaligned access. Based on microbenchmark analysis, we design a new memory allocator RUMA for efficient byte-granularity randomization. We further show in-depth testing results on RUMA using various benchmarks.

3.1 Unaligned Memory Access

The term *alignment* can be used with many units such as page alignment, object alignment, and word alignment. In this paper, the term alignment specifically refers to the *CPU word granularity alignment*. Unaligned memory access can be observed in special cases in an Intel-based system (e.g., `#pragma pack(1)` in the C language, x86 GLIBC I/O buffer handling). However, memory accesses are always encouraged to be aligned at multiples of the CPU word size. The main reason stems from the limited addressing granularity of the hardware. In general, CPU architectures feature a memory bus line with 8-byte addressing granularity; therefore, the retrieval of memory at an unaligned address requires exceptional handling from the hardware viewpoint. Handling such unaligned memory access may involve various performance penalty issues such as a possible delay of store-load forwarding, cache bank dependency, and cache miss. The major penalty induced by unaligned memory access is closely related to the increased number of L1 cache misses. Because the CPU fetches memory contents from a cache with *cache line granularity*, unaligned memory access that crosses the boundary of two separate cache lines causes both cache lines to be accessed to retrieve a single word, causing a performance penalty.

OS	CR0.AM	EFLAGS.AC
Windows	disabled	disabled
Linux	enabled	disabled
OSX	disabled	disabled

Table 2: Default configuration of CR0.AM bit and EFLAGS.AC bit in major operating systems. Unless two bits are enabled at the same time, unaligned access does not raise an alignment fault under the Intel architecture.

Other than performance, unaligned memory access also raises concerns regarding memory access atomicity. Atomic memory access is a critical issue in concurrent software development. Multi-threaded applications utilize various types of synchronization primitives such as mutex and semaphore. The key primitive of critical section (protected by the lock) is that the execution should be atomic from the perspective of each thread. Unaligned access raises concerns when the application uses thread synchronization, lock-free algorithms, or lock-free data structures, which relies on instruction-level atomicity such as the `InterlockedCompareExchange()` function. Because single unaligned memory access can split into multiple accesses at the hardware level, the atomicity of memory access may not be guaranteed.

In fact, ARM architecture does not support such atomicity for unaligned access. Even recently, compare-and-swap (CAS) instructions in ARM (e.g., `ldrex`, `strex`) fail to operate if the target memory operand is unaligned. This is the major reason we conclude byte-granularity heap randomization is yet infeasible in ARM architecture. However, Intel microarchitecture (since P6) supports atomicity for such instructions even if the memory address is arbitrarily misaligned [?]. For example, CAS instructions of Intel ISA (e.g., `lock cmpxchg`) maintains memory access atomicity in all cases. The Intel official manual states that atomicity of lock is supported for arbitrarily misaligned memory. We attached our source code for confirming the atomicity correctness of Intel lock prefix against misaligned word spanning between two cache lines ??.

Configuration	# of Page-Faults	# of Cache-Miss
Fully Aligned	45	7,647
Breaking Cache Line	46	7,527
Breaking Page Border	45	76,181

Table 3: PERF benchmark revealed the reason of exceptionally high performance penalty of unaligned memory access that crosses the border of two pages, which is the increased cache miss.

Another important issue regarding unaligned memory access is the *alignment fault*. An *alignment fault* (which raises SIGBUS signal in Linux) occurs in the event of unaligned data memory access, depending on the CPU configuration. There are two configuration flags regarding the alignment fault in the Intel architecture, namely the AM bit in the system CR0 register and the AC bit in the EFLAGS register. Unless such bits are enabled together, Intel architecture does not raise an alignment fault. Table 2 summarizes the default configuration of these registers in well-known operating systems.

However, there is an exception that raises an alignment fault regardless of such configuration. In the case of the Intel SSE [?] instruction set, an instruction such as MOVNTQDA raises an alignment fault if the target memory operand address is misaligned at a 16-byte boundary. Normally, an arbitrary heap memory address has no guarantee to be 16 byte aligned in general. Therefore, codes that use SSE instruction do not assume that the given memory address for SSE operand will be 16-byte aligned. The pre-processing codes of SSE instruction checks the address alignment and properly handles the 128-bit misaligned memory portion. However, there some of the compiler optimization cases (e.g., Clang -O3) predicts the chunk alignment and cause problem. We discuss more details regarding this issue with the compatibility experiment analysis.

3.2 Microbenchmark for Unaligned Access

Unaligned access is often observed under Intel-based system. In recent Intel microarchitectures, the performance penalty of unaligned access is being reduced since Nehalem [?]. Here, we show microbenchmark results regarding unaligned access in recent Intel CPUs. All the per-instruction benchmarks are composed of assembly code only, thus avoiding any compiler dependency. We used ten different Intel x86-64 CPUs and measured the execution time of 134,217,728 (0x80000000) iterations for memory access instructions.

Performance measurement for instruction is dependent on CPU pipeline state. To make the worst-case CPU pipeline, we used the same instruction for 48 consecutive times and repeated such 48 consecutive execution using a loop. The loop was composed of `dec ecx` and `jnz`, both of which have lower instruction latency and reciprocal throughput compared to the memory access instructions. This configuration makes the worst-case CPU pipeline for memory access. Figure 4 shows the overall results. In the benchmark, only the register and memory were used as target operands (the immediates were not used since the instruction latency was lower).

Throughout the evaluation we have discovered that the performance penalty of unaligned access is severely biased by rare cases, Figure 4 is one of the experiment result (see Appendix A for complete results). In particular, the performance penalty of unaligned access is 0% if the accesses were fully occurred inside

the cache line. In case the unaligned access broke the L1 cache line, the performance penalty raised up to 30–70%. In case the unaligned access broke the border of two 4-KByte pages, the performance penalty was suspiciously high (marked as red in the figure). In the case of REP-based instructions (REP counter value is 256), the performance penalty of unaligned access was mostly 20–30%. To investigate the reason for the exceptionally high-performance penalty of unaligned access that crosses page border, we further used the PERF [?] benchmark and found that the dominant factor is the increased cache miss. Table 3 summarizes the PERF benchmark conducted on the Intel i7-6700 Ubuntu14.04 Server in a 64-bit environment.

Thus far, the microbenchmark in Figure 4, suggests the performance penalty of unaligned access in modern Intel architecture is high only when the access crosses the border of two cache lines, and extremely high if the access crosses two-page boundaries.

3.3 RUMA

According to the cycle-level instruction benchmark, unaligned access in L1 cache line border and page border hindered the performance. To avoid such memory access while enabling byte-granularity heap randomization, we implemented a byte-granularity randomized heap allocator suited for Intel architecture, namely Randomly Unaligned Memory Allocator (RUMA). The goal of RUMA is to randomize the heap chunk location with byte granularity while minimizing the unaligned memory access occurs at the border of L1 cache line and page boundary. We made RUMA as part of Clang runtime, and wrote an LLVM pass for automated allocator substitution.

The basic allocation algorithm of RUMA is mainly based on `jemalloc`, where the heap space is organized as multiple pools each holding objects of certain size class. However, RUMA considers two special cases: (i) Less than L1 cache line width, (ii) Less than page size. The size of L1 cache line (usually 64-byte or 128-byte) is dynamically calculated during the allocator initialization. Page size is assumed to be 4KB. RUMA allocates `sizeof(void*)`-byte bigger chunk than the requested size, to prepare the space for byte-granularity randomization. Once the allocation size is determined, RUMA searches for an available chunk with an algorithm similar to `jemalloc`. In addition, RUMA configured its size classes and placement policy in a way that minimizes the cases where chunks are spanning across special memory borders

For object allocation smaller than L1 cache line size (including the additional space for randomization), RUMA guarantees the memory location of the chunk to fit between two L1 cache line borders thus eliminate any performance penalty due to byte-granularity heap randomization. In case the requested size is bigger than L1 cache line and yet smaller than page, RUMA places the chunk between page boundaries, and minimize the crossing of L1 cache line border with size constraint. If the allocation size is bigger than a page, baseline allocator guarantees minimal border access without any additional handling.

In case the application is 32-bit, RUMA uses address filtering algorithm to handle the case of byte-shift-independant-pointers section 2 which could bypass RUMA. In case the requested chunk size

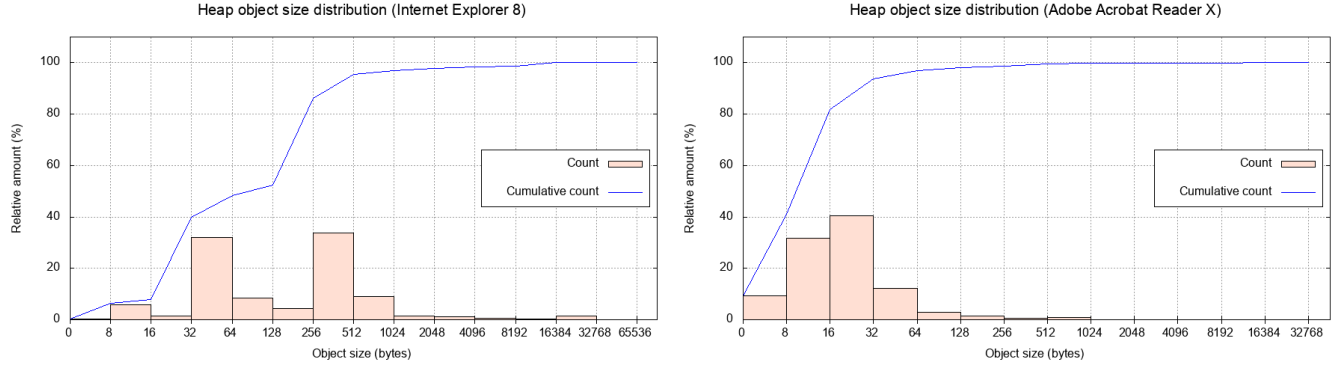


Figure 5: Size distribution of allocated heap objects in Internet Explorer 8 and Adobe Acrobat Reader X.

CPU	OS	Compiler and Library Environment	Penalty	Alignment Handling	IfAA/IfUA
Intel i7-6700	Windows 10	VS2015 vcruntime140.dll (32bit)	5%	yes	REP/REP
Intel i7-6700	Windows 10	VS2015 (64bit)	15%	yes	SSE/SSE
Intel i7-4980	Windows 8.1	VS2010 msver100d.dll (32bit)	-20%	yes	SSE/REP
Intel i7-4980	Windows 8.1	VS2010 msver100d.dll (64bit)	0%	yes	SSE/SSE
Intel i7-4980	Ubuntu 15.10	GCC 5.2.1 glibc-2.21 (32bit)	0%	yes	SSE/SSE
Intel i7-4980	Ubuntu 15.10	GCC 5.2.1 glibc-2.21 (64bit)	0%	yes	REP/REP
Intel i7-4980	Ubuntu 14.04	GCC 4.8.4 glibc2.19 (32bit)	10%	yes	REP/SSE
Intel i7-4980	Ubuntu 14.04	GCC 4.8.4 glibc2.19 (64 bit)	5%	yes	SSE/SSE
Intel i7-4980	OSX El Capitan	Apple LLVM 7.3 (32bit)	0%	yes	SSE/REP
Intel i7-4980	OSX El Capitan	Apple LLVM 7.3 (64 bit)	5%	yes	REP/REP
Intel i7-3770	Ubuntu 16.04	GCC 5.4.0 glibc-2.23 (64bit)	0%	yes	REP/REP
Intel i5-3570	Fedora20	GCC 4.8.2 glibc-2.18 (64bit)	0%	yes	SSE/SSE
Intel i5-3570	Debian7.5	GCC 4.7.2 glibc-2.13 (64bit)	0%	yes	SSE/SSE
Intel i5-3570	FreeBSD9.1 (32bit)	GCC 4.2.1 bsdlbnc (32bit)	100%	no	REP/REP
Intel i5-760	Ubuntu 12.04 Server	GCC 4.6.3 (32bit)	0%	yes	SSE/SSE
Intel i5-760	Ubuntu 12.04 Server	GCC 4.6.3 (64bit)	0%	yes	SSE/SSE
Intel i5-760	Windows 7	VS2010 msver100d.dll (32bit)	50%	yes	SSE/REP
Intel i5-760	Windows 7	VS2010 msver100d.dll (64bit)	0%	yes	SSE/SSE

Table 4: Unaligned access penalty (in running time) of various memcpy implementations for 1-Mbyte buffer. “IfAA” stands for: Instruction used for Aligned Address. “IfUA” stands for: Instruction used for Unaligned Address.

is larger than $0x01010101$ bytes, it is impossible to remove the byte-shift-independent address from the virtual address mapping. However, in case the size is smaller than $0x01010101$ bytes, 32-bit RUMA ensures there would be no byte-shift-independent address inside the allocated chunk. The address checking algorithm is executed after the chunk selection and right before delivering the chunk to the application. If the chunk includes 32-bit byte-shift-independent address (e.g., $0x11111111$), RUMA keeps the chunk internally and allocate a new chunk. The algorithm for address inspection is as follow: (i) Calculate most-significant-byte (MSB) of chunk start address. For example, if the chunk address is $0x12345678$, MSB is $0x12$. (ii) Check if MSB-only address (e.g., $0x12121212$) is in between chunk start and end. (iii) Increase MSB by one and repeat step (i), and (ii).

Overall, the efficacy of RUMA would be optimal when all objects are small (less than L1 cache-line would be ideal). In reality, however, there are large heap objects. As the size of an object becomes bigger, the chance of having a costly unaligned access will increase even though RUMA minimizes the occurrence of unaligned access. To investigate the chunk size distribution in common applications in general, we traced heap allocation and deallocation requests of Acrobat Reader and Internet Explorer. Figure 5 shows the object

size distribution of live chunks when Acrobat Reader and Internet Explorer are running. The results are based on allocation/deallocation/reallocation call trace. The left side graph in the figure is the result of Internet Explorer after rendering the Google index page, and the right side graph is the result of Adobe Reader after rendering an ordinary PDF document.

Figure 5 suggests that average heap chunk sizes are usually small. Byte granularity heap randomization using RUMA can fully avoid unaligned access penalty if all chunks are smaller than L1 cache line length. In case the chunk is larger than L1 cache line, it is inevitable to place a chunk across two cache lines. In general, large heap chunks are requested to allocate buffers that are often accessed by bulk-memory access APIs such as memcpy. To verify the detailed impact of byte-granularity heap randomization against memory intensive APIs and large buffers, we analyzed various versions of memcpy implementations and conducted experiments. In particular, we ran 100,000 iterations of 1-Mbyte memory copy operation using memcpy and compare the execution time between two cases: (i) source and destination addresses of 1-Mbyte buffer are word-aligned, (ii) source and destination addresses of the buffer is not word-aligned (byte-aligned). This experiment is *NOT* designed to measure the performance of unaligned access at the instruction

level. Rather, the purpose of this experiment is to measure the performance impact and compatibility of unaligned access against bulk memory access APIs. Table 4 summarizes the results.

In Table 4, the performance penalty is negligible in most cases. However, a severe performance penalty is observed from the case of i5-3570 FreeBSD 9.1; and ironically, the case of i7-4980 Windows 8.1 shows negative performance penalty. The cause of such peculiar results can be explained by the fact that `memcpy` chooses a different version of implementation at runtime, depending on various parameters such as the address alignment, CPU features, size of the buffer, and so forth. Aside from the case of FreeBSD 9.1, all version of `memcpy` implementation detected the unaligned address and optimized the performance by changing the alignment to be aligned before beginning the actual memory access.

3.4 SPEC2006 Benchmark

To measure the performance impact and memory usage of RUMA under memory intensive situation, we use SPEC2006. The SPEC2006 benchmark suite did not suffer compatibility problem after we applied RUMA. However, measuring the performance impact of RUMA should be carefully conducted because existing software conventionally assume word granularity heap alignment, therefore some code could show unexpected behavior. In addition, the program might use multiple allocators or custom allocators thus render the experiment inaccurate.

Before applying RUMA allocator, we analyzed the source code of each benchmark suite to verify if the application is suited for the experiment. In case of 400.perlbench, custom heap allocator (`Perl_safemalloc`) was used depending on the build configuration parameters. However, we confirmed that under our build configuration, the benchmark used default glibc allocator (`malloc`). Similarly, 403.gcc had multiple custom allocators (`xmalloc` and `obstack`) but we checked that under our build-environment, glibc allocator was used (`obstack` internally used `xmalloc`, `xmalloc` internally used glibc allocator). Other benchmark suites had no particular issues. All benchmark suite programs were also dynamically analyzed to confirm how many heap chunks are affected.

To change the allocator of SPEC2006, we made an LLVM pass *Ruma* and used `replaceAllUsesWith` LLVM API to replace glibc C/C++ allocators such as `malloc`, `free`, `_Znwj`, and `_ZdlPv`. To measure the performance impact, we applied RUMA as well as other open-source allocators to SPEC2006. The open-source allocators we used are `dlmalloc` (glibc), `tcmalloc`, `jemalloc`, and `ottomalloc`. The benchmark was conducted under following environment: Intel(R) Xeon(R) E5-2630 CPU with 128GB RAM, Linux 4.4.0 x86-64 and Ubuntu 16.04. We used the glibc allocator as the baseline of performance. Table 5 summarizes the results.

4 COMPATIBILITY ANALYSIS OF BYTE-GRANULARITY HEAP RANDOMIZATION

Modern software and system implementations often assume and require the heap allocation alignment to be word aligned. Breaking this assumption can affect existing software in various aspects. In order to adopt byte-granularity heap randomization as practical defense, implementation conflicts regarding heap alignment should be

addressed. To analyze the compatibility issues of byte-granularity heap randomization, we conducted experiments with various applications/benchmarks. Table 7 summarizes the analysis results regarding various compatibility issues.

4.1 Coreutils

After substituting Coreutils [?] glibc allocator to RUMA, we ran the Coreutils test suite to see if there are compatibility issues. In our initial experiment, 56 out of 476 Coreutils test cases did not pass the test. It turned out that programs using the following APIs crashed during execution: `strdup`, `strndup`, `getline`, `getdelim`, `asprintf`, `vasprintf`, `realpath`, `getcwd`. After analyzing the root cause, we found that the reason was irrelevant to the byte-level allocation granularity. While our LLVM pass replaces the allocator calls in Coreutils, allocator calls inside libc remained. Since the above-mentioned libc APIs internally use default glibc allocator, two allocators has conflicted. To handle this issue, we ported such APIs to use RUMA allocator and extended the LLVM pass to replace such API calls as well. After porting the above-mentioned APIs for RUMA, all programs passed the test without causing any compatibility issues.

4.2 Nginx

We ran Nginx test suite after applying RUMA allocator. In our initial experiment, none of the 324 nginx-tests suite passed the check. According to our analysis, the root cause of the problem was the implicit assumption of heap chunk alignment in Nginx implementation. Because the code assumes that any heap object will be word-aligned, on some occasions the program chose to store boolean information inside the least significant bit (LSB) of pointers, perhaps for performance reason. That is, instead of declaring a boolean member in a structure or class, the boolean value is saved in the LSB of the object pointer.

To handle this compatibility problem, we patched the Nginx-1.13.12 source code less than 20 LoC. After the patch, all test suite passed the check. To evaluate the performance impact of RUMA-compatible modification against Nginx, we benchmarked the request throughput using `wrk` [?]. The benchmark was repeated 10 times for each case. Table 6 summarizes the benchmark result. According to the benchmark, no significant performance degradation was introduced by the modification.

4.3 ChakraCore

ChakraCore revealed interesting compatibility issues of byte-granularity heap randomization. We applied RUMA to ChakraCore then ran the standard test suite provided by the ChakraCore. The initial result indicated that all test cases failed to pass the check with the same error. The failure seemed irrelevant to the test case. We found that the initialization of ChakraCore JSRuntime accessed RUMA-affected chunk, however, the `-O3` optimization of Clang aggressively assumed the alignment of the heap chunk (assuming it would be 128-bit aligned) then used SSE instructions that require specific memory alignment such as `movaps` for fast execution. After changing the optimization level to `-O0`, 351 over 2,638 test cases (interpreted variant) failed to pass the check.

Benchmark	Libc	RUMA	ottomalloc	jemalloc	tcmalloc	# Allocs
perlbench	264	263	330	259	252	358,141,317
bzip2	424	434	420	421	417	168
gcc	242	238	318	231	233	28,458,531
mcf	200	202	196	195	197	3
gobmk	403	413	407	405	404	656,924
hmmmer	344	386	344	348	349	2,474,260
sjeng	407	423	406	413	407	4
libquantum	354	356	352	353	353	179
h264ref	440	529	441	440	447	177,764
omnetpp	270	217	284	211	218	267,158,621
astar	325	316	306	310	307	4,799,953
xalancbmk	172	145	228	130	122	135,155,546
Total (geomean)	100.0%	99.7%	106.5%	94.8%	94.3%	

(a) Execution Time (sec)

Benchmark	Libc	RUMA
perlbench	648	631
bzip2	832	835
gcc	865	868
mcf	1638	1646
gobmk	29	37
hmmmer	26	32
sjeng	172	178
libquantum	95	105
h264ref	64	80
omnetpp	168	177
astar	321	367
xalancbmk	413	517
Total (geomean)	100%	110.38%

(b) Memory consumption (MB)

Table 5: SPEC2006 benchmark results. Various allocators (including RUMA) are applied to each program.

	requests/sec	
	Average	Standard deviation
Original	31362.20	565.90
Patched	31201.65	506.24

Table 6: Performance impact of the Nginx patch.

Among the failures, 172 cases were caused due to SSE instruction alignment fault and 176 cases failed due to the assertion failure that explicitly requires word alignment for heap pointers before further operation. Interestingly, three cases failed due to time-out. After further analysis, we found that the failure was due to futex system call failure. Unlike pthread mutex, which is based on user-level lock prefixed instructions, the futex is based on Linux kernel system call which requires word-aligned address for its parameter. Because of this, the test suite failed to operate correctly as the system call raised an error. After finding this issue, we investigated the current (4.x) Linux kernel system calls to find a similar case. The futex was the only one that caused the problem with byte-granularity heap randomization. Given the immense code base of ChakraCore, it would be a bit time-consuming task to address these corner cases, however, we believe it is feasible to make ChakraCore be compatible with RUMA (At this time of writing we are still working on this).

5 LIMITATION

RUMA for ARM. The performance impact of unaligned access is a serious issue for RISC processors such as ARM. In general, unaligned memory access is strongly discouraged in RISC architectures⁸. In fact, ARM architecture started to support hardware-level unaligned access for some instructions (e.g., LDR) since ARMv6 [?]. To investigate the feasibility of byte-granularity heap randomization in ARM, we conducted per-instruction memory access benchmark against Cortex-A9 and Cortex-A17. Table 8 summarizes the result.

According to our analysis, ARM architecture since ARMv6 indeed supports hardware level unaligned access. However, the support is for only two memory access instructions (LDR, STR) and high-performance penalty is observed at every 8-byte address border regardless of L1 cache or page size. Instructions such as LDM

shows over 10,000% performance penalty for unaligned access. The reason for such high penalty is due to the lack of hardware support. Since the hardware is incapable of executing LDM with unaligned memory operand, hardware raises fault signal and kernel emulates the instruction. In case of the VLDR, even emulation is not supported by the kernel. Therefore the execution fails on unaligned memory operand. Most importantly, unaligned memory operand does not support LDREX instruction which is required for instruction level atomicity. For such reasons, ARM based system is inappropriate to consider byte-granularity heap randomization at this point.

Brute Forcing Attack. Byte-granularity heap randomization hinders the use of fake pointer thus hinder exploits which depends on fake pointers. The use of each fake pointer involves 75% of defense probability in a 32-bit system and 87.5% in case of a 64-bit system. The defense probability will exponentially increase in case several fake pointers are independently required for the overall attack. However, even such probability is insufficient to stop *repeatable* brute-forcing attack. In general, an invalid pointer dereference raises segmentation fault and crashes the program therefore attack is not repeatable. However, according to a previous work [?], there are special cases in which program survives even under segmentation fault and allows to repeat the attack [?].

Implementation Conflicts. The adoption of byte-granularity heap randomization creates various implementation conflicts as discussed in section 4. One of the major cases among them is the use of LSB portion of heap pointer assuming the pointer is word-aligned. In section 4, we used Nginx for discussion; however we also found this issue in other applications as well. For example, Internet Explorer 11 uses the same implementation approach to mark the chunk type (Isolation Heap). Any programming techniques that rely on the assumption that *the heap chunk has specific alignment* cannot be applied with byte-granularity heap randomization at the same time. In addition, futex is currently incompatible with RUMA as it often uses aligned heap address (other 4.x Linux system calls are not affected by heap alignment). Admittedly, the implementation compatibility issues are the major limitation for adopting byte-granularity heap randomization in practice.

Information Disclosure using Byte-shift-independent Non-pointer Values. Byte granularity heap randomization imposes difficulty of hijacking pointers by breaking the sizeof(void*) allocation granularity of randomized chunk allocation. As the result

⁸PowerPC architecture can have 4,000% penalty in the worst case of unaligned access [?].

Application	# failures	Remarks
Coreutils	0/476	56 cases initially failed due to allocator substitution problem (fixed later)
Nginx	324/324	All cases failed due to least significant bit (LSB) of pointer utilization issue
Nginx (patched)	0/324	Re-factorization of LSB pointer issue made Nginx fully compatible
ChakraCore	172/2,638	Alignment Fault while using SSE (MOVAPS)
ChakraCore	176/2,638	Assertion failure (alignment check)
ChakraCore	3/2,638	Futex system call failure (unaligned parameter)

Table 7: Compatibility Analysis Summary.

Architecture	Instruction	Penalty	Remarks
Cortex-A9	LDR/STR	100%	penalty occurs at 8-byte border
Cortex-A9	LDRB/STRB	0%	no penalty
Cortex-A9	LDM/STM	over 40,000%	penalty always occurs, kernel emulation
Cortex-A9	LDM/STM (ThumbEE)	7,000%	penalty always occurs, kernel emulation
Cortex-A9 (.A17)	VLDR/VSTR	N/A	alignment fault
Cortex-A9 (.A17)	LDREX/STREX	N/A	alignment fault (no atomicity)
Cortex-A17	LDR	100%	penalty occurs on 8-byte border
Cortex-A17	STR	50%	penalty occurs on 8-byte border
Cortex-A17	LDM/STM	over 2,000%	penalty always occurs, kernel emulation

Table 8: Per-instruction benchmark against ARM CPUs. The benchmark methodology is same to the Intel version.

of byte granularity randomness, an attacker cannot leverage *pointer spraying* technique for bypassing the randomized memory layout. The only option for reliable attack (other than information disclosure) is to rely on byte-shift-independent values, which make it hard (if not impossible with careful heap management) to craft valid pointers. But this is not the case for *byte-shift-independent non-pointer values*, which can allow an attacker to craft reliable memory corruption as intended and then escalate the attack further. A representative example would be string length corruption [?] mentioned earlier in the paper section 2.

6 RELATED WORK

HeapTaichi. [?] shows various heap spraying techniques that leverage the allocation granularity of memory allocators. For example, if allocation granularity is fixed, an attacker can split nop-sleds into several pieces and stitch them together with jump instructions. HeapTaichi claimed that reduced allocation granularity in heap randomization is better for security. However, the minimal allocation granularity considered in HeapTaichi is pointer-width. Although HeapTaichi discussed in-depth heap allocation granularity issues, no discussion regarding byte-granularity allocation and its ramification regarding security/performance was made.

Address Space Layout Permutation. [?] adopts a high degree of randomness compared to the existing ASLR and also performs fine-grained permutation against the stack, heap, and other memory mapped regions. Heap randomization is not the main theme of this work. However, the paper includes descriptions regarding fine-grained heap randomization. To adopt fine-grained address permutation for a heap, a random (but page-aligned) virtual address between 0 and 3 GB (assuming 32bit memory space) is selected for the start of the heap. Afterwards, a random value between 0 and 4 KB is added to this address to achieve sub-page randomization. According to this method, heap pointers should have random byte-level alignment, which involves unaligned access problem. However, discussion regarding unaligned access (due to byte-level randomization) or the security effectiveness of byte-granularity randomization was not discussed despite ASLP covered a broad range

of fine-grained randomization issues. In RUMA, we specifically explored the byte-granularity heap randomization in various aspects such as efficacy as heap defense, performance, and compatibility.

Address Space Randomization. [?] introduced fine-grained Address Space Randomization (ASR) for various OS-level components including heap object allocation. In this work, heap layout is effectively randomized by prepending random size padding for each object and permuting the sequence of allocated objects. The paper comprehensively explores various memory layout randomization strategies and propose various ideas regarding live re-randomization. They implement each randomization policies by patching the kernel and dynamic loader, or using binary code translation techniques. However, the security and performance impact regarding byte-level memory layout randomization is not discussed in the paper. The main focus of the paper is comprehensive OS-level ASR and live re-randomization with a minimal performance penalty. The key difference between [?] and our work is that the former focus on the effective adoption of re-randomization against various system components while we focus on evaluating and improving the efficacy of byte-granularity heap randomization which involves unaligned memory access at CPU level.

Data Structure Randomization. The concept and implementation of Data Structure Layout Randomization (DSLRL) were introduced from a previous work [?]. DSLRL randomizes the heap object layout by permuting the sequence of each member variables inside an object. Also, in case the number of object member is insufficient for producing high entropy, the system randomly inserts garbage member variables to diversify the outcome of randomization. The size of randomly inserted garbage member variable could be smaller than a word size `sizeof(void*)`, however, the system does not break the word granularity memory layout of the randomized object (Illustrated in figure 4 of the paper). The goal of DSLRL is to diversify the kernel object layouts to hinder the kernel object manipulation attack performed by rootkits. The discussion of DSLRL seemingly includes the concept of byte-granularity randomization against objects. However, none of such issue was discussed in the paper. The main interest of DSLRL is thwarting the system fingerprinting

and kernel object manipulation which relies on object layout information. We mainly focus on the efficacy of byte-granularity heap randomization regarding heap exploitation and performance issues raised by unaligned access.

METAlloc. In general, heap exploitation can be broadly divided into two categories: (i) exploitation based on corrupting application data inside heap, and (ii) exploitation based on corrupting metadata of heap allocator. While we focus on the first case (heap exploits caused by application data), there are other works which are more focused on the latter issue. (e.g., A metadata management scheme [?] is based on a novel memory shadowing technique.) While RUMA uses diverse alignment to handle the cache border access, METAlloc enforces the uniform alignment to optimize metadata lookup performance.

Detection Approaches Against Heap Corruption. Static analysis of source code is often used to detect heap-based vulnerabilities [? ? ?]. While there are benefits of accessing source-code level information such as variable type and debugging symbol, these approaches are inadequate when source codes are unavailable, or the program is too complicated. Dynamic analysis-based approaches are also popular for detecting heap corruption attacks [? ? ? ? ?]. The benefit of dynamic analysis is that it has access to the runtime information. This enables various defense techniques such as checking the call site for heap allocation requests or gathering the pointers for memory access validity checking. The downside of these approaches is that they usually require additional management of metadata that may contain the status and relation between the heap objects and the corresponding pointers.

Randomization Approaches for Heap Fortification. Incorporating randomization into heap allocation has been discussed in numerous previous works. Some approaches, such as those of Bhatkar et al. and Qin et al., respectively randomize the base address of the heap, as shown in [? ?]. Others randomize the size of the heap chunks, word-granularity location, allocation sequence and so forth [? ? ? ? ?]. From all these heap fortifications works including our paper, the purpose in adopting the notion as well as the implementation differs from each other. The advancement from previous works is that we show how byte-granularity heap randomization mitigates fake pointer spray, then design an allocator that optimizes performance cost of byte-granularity heap randomization. Instead of locating the heap chunk at memory location unpredictable by an attacker, byte granularity heap randomization aim to obstruct heap exploits which require pointer-width allocation granularity.

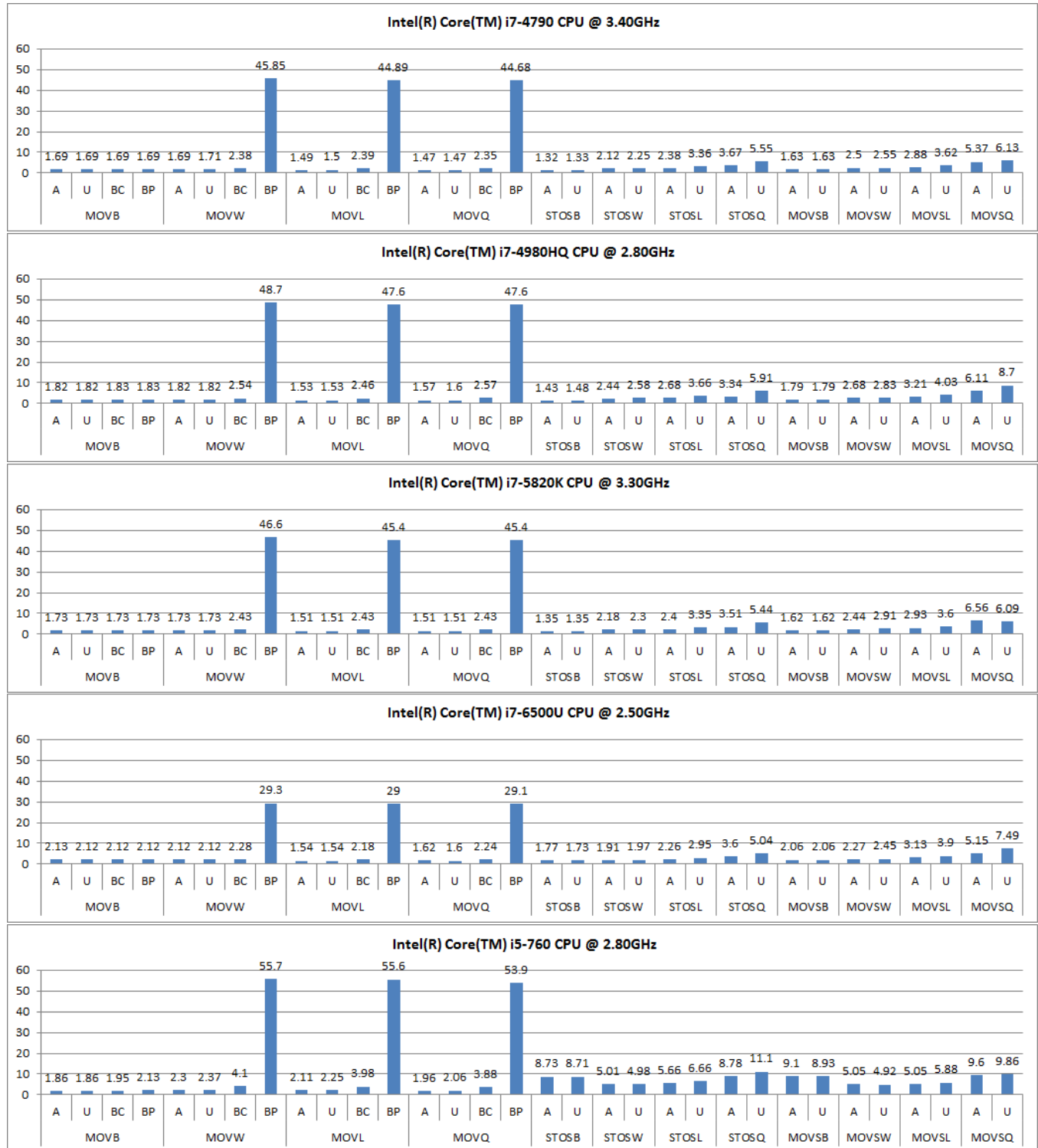
Isolation Approaches for Heap Fortification. The isolation heap protection approach separates the heap into the independent area so that objects are allocated at different parts depending on their types. Indeed, these approaches can be observed in both academia and industry. Cling [?] identifies the call site of a heap chunk allocation request by looking into the call stack. If the chunk allocation request originates from the same call site, Cling considers the type of heap chunk to be the same, which indicates that it is safe to reuse the same heap area for those chunk requests. If the type is assumed to be different from two allocation requests, Cling does not allow the heap area to be reused between those requests. In practice, the heap isolation methods can frequently be observed in various security-critical software such as Internet Explorer, Chrome, and

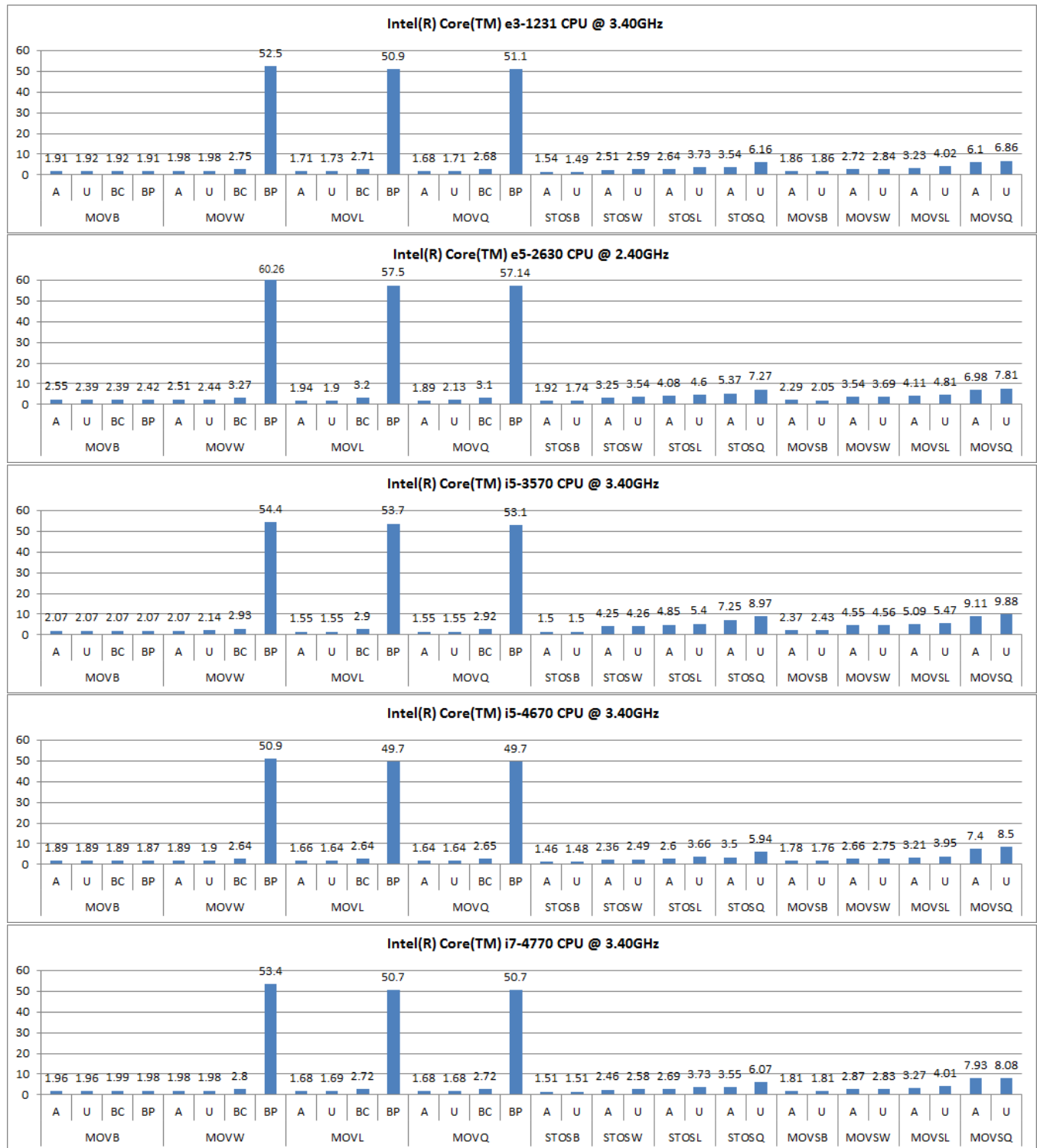
Adobe Flash [?]. For example, Internet Explorer 11 maintains two isolated heap spaces, and Chrome currently keeps track of four heap spaces. Due to the isolation heap, Internet Explorer isolates dangerous attacker-controlled objects such as JavaScript strings from objects that are likely to be an exploit targets. To bypass such restriction, the attacker needs to spray un-controlled secure type objects and trigger pointer confusion among them.

7 CONCLUSION

This paper demonstrated a comprehensive analysis of byte-granularity heap randomization as a defense against the advanced heap attack techniques and showed its feasibility thanks to the recent development of CPU architectures for the misaligned access. The security analysis showed that byte-granularity heap randomization is effective in case exploitation requires spraying/using fake pointers. In terms of performance analysis, the cycle-level microbenchmark revealed the major performance cost of byte-granularity heap randomization. Based on such analysis result, we implemented RUMA, which is an allocator for efficient byte-granularity heap randomization. The SPEC2006 benchmark results showed that the performance cost of RUMA was under 5% in average depending on application's memory usage pattern. Compatibility analysis was performed based on Coreutils, Nginx, and ChakraCore. Coreutils was compatible with RUMA without any modification. Nginx was initially incompatible with RUMA, however, we were able to refactor the implementation and make it compatible. In case of ChakraCore, we were able to identify various reasons that caused compatibility issues. We hope the detailed explorations provided in this paper can be a useful reference for the researchers to adopt RUMA for hardening their applications against the advanced heap attacks.

A ADDITIONAL CYCLE LEVEL PER-INSTRUCTION MICROBENCHMARKS (CORE TYPE E STANDS FOR XEON)





B DETAILS OF ATTACK CASE STUDIES

CVE-2013-2729 is a heap vulnerability that existed in Acrobat Reader X. An integer overflow vulnerability occurs while parsing a bitmap image embedded in a PDF document, which eventually leads to out-of-bound heap access. As the full exploit code is available on the Internet, we reproduced the entire attack under debugging environment to see how byte granularity heap randomization hinders the exploitation. The PoC reliably achieves arbitrary code execution against 32-bit Acrobat Reader X in Windows 7; however, after we adopt byte-granularity randomness for heap allocation⁹, the PoC exploit constantly crashes due to dereferencing the invalid pointer (incorrectly aligned due to byte granularity randomization). However, the program never crashed while processing benign PDF documents. For example, the debug screen capture Figure 6a shows an example crash due to out-of-bound heap pointer access (ESI is holding an invalid fake pointer). The value of ESI is 0xF3070F4C, which is a 1-byte shifted value from the intended one (0x070F4C33). This occurs because of the unpredictable change in the pointer-width alignment between the out-of-bound buffer and the target heap chunk. Although this single step of pointer hijacking could be successfully operated in 25% of the cases, the success probability of first information leaking step (leaking a heap pointer) was less than 1% due to multiple needs of out-of-bound fake pointer access.

CVE-2013-0025 is a use-after-free vulnerability that existed in Internet Explorer 8. We reproduced the triggering of use-after-free with proof-of-concept code and debugged the vulnerability. With this vulnerability, a CParaElement object is used by referencing a CDoc object after it has been freed. The dangling pointer of CDoc dereferences the pointer of CParaElement; then, the pointer of CParaElement dereferences the pointer of the C++ virtual table. Finally, the pointer of the virtual table dereferences a function pointer. From the debugging screen of Figure 6b, there are three successive pointer dereferencing before EIP is changed (e.g., call dword ptr [eax+170h]). The PoC exploit failed the first step of pointer hijacking “mov esi, [eax]”, which was supposedly aimed at hijacking the pointer of CParaElement into 0xBEBAFECA (we chose this value for demonstration), which is a sprayed fake pointer value to point fake CParaElement object. At the bottom right of the debugging screen of Figure 6b, there is an allocation log that reports that a heap chunk was yielded at 0x047c128a (2-byte broken alignment). However, the value of the dangling pointer is 0x047c1288 (0-byte broken alignment). Because the randomly broken alignment of the dangling pointer differs from that of the recycled pointer, the hijacked value of ESI becomes 0xFECA0000 (the two zero bytes are remnants from the original object), which was not the intended value. To hijack the EIP with this use-after-free, more fake pointer spraying attacks are required. This vulnerability does not give the attacker any information leakage. Therefore arbitrary code execution can be achieved under two circumstances: (i) attacker can brute-force the address with extensive heap spray in 32-bit address space, (ii) attacker achieves information leak via other independent vulnerability. If the information leakage is enough to disclose entire memory, the randomness is useless, however, if the address prediction is based on extensive heap spray or partial information

leakage (leaking few pointers) byte granularity heap randomization is effective to mitigate the attack.

CVE-2017-5030 is a V8 out-of-bound access vulnerability which gives information leakage. In this vulnerability, an attacker can achieve literal based information leakage, thus reveal the out-of-bound accessed heap memory contents directly. Using this initial information leakage, the attacker gets useful information which will be later used. Partial information leakage itself cannot achieve arbitrary code execution. Thus attacker triggers heap spraying and pointer confusion techniques to take control over a backstore pointer. Using the hijacked backstore pointer, the attacker places shellcode inside JIT memory segment (which is RWX) and triggers the code execution. Initial information leakage in this exploit does not involve out-of-bound fake pointer access, and the memory content is exposed directly as literals (float type array). Therefore byte-granularity heap randomization has no mitigation effect against this vulnerability.

However, the memory scanning steps (analyzing the leaked memory contents) in this exploit involves pointer identification technique based on 8-byte alignment. The essence of this technique is looking up the least significant bit of each 8-byte chunks assuming they are word-aligned. If the least significant bit of leaked word is set, attacker assumes it as a pointer (V8 stores pointer in this manner). Figure 7b Shows memory dump of V8 and the leaked memory contents from Chrome debugging console while the exploitation is in progress. From the figure, attacker assumes the leaked value 0x000002d2e9106a41 (highlighted with a box) is a pointer based on the observation that least significant byte among the 8-byte is an odd number. The adoption of byte-granularity heap randomization breaks this information leak analysis as an attacker can no longer assume the 8-byte pointer alignment of out-of-bound heap region. Under the byte-granularity heap randomization, information leakage analysis requires concrete sentinel such as attacker crafted length value.

CVE-2012-4792 is a use-after-free vulnerability that existed in Internet Explorer 8. The vulnerability is caused by reusing a dangling pointer of CButton object after it has been freed. The button object referenced by a dangling pointer in CVE-2012-4792 has a size of 0x86 bytes, and the use-after-free logic de-references this dangling pointer to retrieve VPTR inside the object. The proof of concept (PoC) exploit code hijacks the VPTR pointer inside EAX to 0xBEBAFECA (the little-endian representation of byte stream CA FE BA BE). The exploit code for 32-bit environment works reliably under randomized heap (under ASLR) due to pointer spraying. However, after byte-granularity heap randomization is applied, 75% of exploit attempt fails to hijack the VPTR as intended. Figure 7a shows the debugging screen and memory allocation log trace of Internet Explorer 8 while the PoC of CVE-2012-4792 is being triggered. From the figure, the allocation request for the attacker's data yields memory address 0x00323bbb (3-byte distance from pointer-width alignment), which has a different alignment to that of the dangling pointer 0x00323bba (2-byte distance from pointer-width alignment). Because of the discrepancy among these two memory address, the hijacked pointer from “mov eax, [edi]” instruction becomes 0xBAFECAB0. The lower byte 0xB0 is the remnant from the original chunk which is not the value controlled by the attacker.

⁹by hooking the heap allocation APIs in the AcroRd32.dll import address table

Assembly code for CVE-2013-2729 (Acrobat Reader):

```

AcroRd32.dll:65551480  AcroRd32.dll:65551480:  loc_65551480:
AcroRd32.dll:65551480  cmp     esi, eax
AcroRd32.dll:65551482  jz      short loc_6555148C
AcroRd32.dll:65551484  mov     eax, [esi]
AcroRd32.dll:65551486  and     al, 3
AcroRd32.dll:65551488  cmp     al, 1
AcroRd32.dll:6555148A  jnz     short loc_65551489
AcroRd32.dll:6555148C  AcroRd32.dll:6555148C:  loc_6555148C:
AcroRd32.dll:6555148C  push    dword ptr [ebp+8]
AcroRd32.dll:6555148F  mov     ecx, edi
  
```

Hex View-1:

```

070F48AF  00 6D 00 65 00 6E 00 74 00 20 00 43 00 65 00 6E  .m.e.n.t..C.e.n
070F48BF  00 74 00 65 00 72 00 00 00 E9 C5 DE 0A 00 00 00  .t.e.r
070F48CF  88 00 03 60 E4 9A 79 65 13 4C 0F 07 33 4C 0F 07  .y.e.L..3L..
070F48DF  F3 F3 4B 0F 07 4B 0F 07 03 00 00 01 00 00 00  .K..K..
41 41 41 41 41 41 41 41 41 41 41 41 41 41 41 41  AAAA.K...K...
070F48EF  41 41 41 41 88 0A 79 65 41 41 41 41 9B BC D3 0D  AAAA.yeAAAA
070F48FF  41 41 41 41 33 D7 4B 0F 07 4B 0F 07 41 41 41 41  AAAA3.K...K...AAAA
  
```

(a) CVE-2013-2729

Assembly code for CVE-2013-0025 (Internet Explorer):

```

mshtml.dll:74CE67EB  mshtml.dll:74CE67EB:  nop
mshtml.dll:74CE67EC  mshtml.dll:74CE67EC:  nop
mshtml.dll:74CE67ED  mshtml.dll:74CE67ED:  nop
mshtml.dll:74CE67EE  mshtml.dll:74CE67EE:  nop
mshtml.dll:74CE67EF  mshtml.dll:74CE67EF:  nop
mshtml.dll:74CE67F0  test    byte ptr [eax+9], 10h
mshtml.dll:74CE67F4  push    esi
mshtml.dll:74CE67F5  jnz     loc_74C92F22
mshtml.dll:74CE67F7  mshtml.dll:74CE67F7:  nop
mshtml.dll:74CE67FD  test    esi, esi
mshtml.dll:74CE67FF  jz      loc_74C92F22
mshtml.dll:74CE6805  mov     eax, [esi]
mshtml.dll:74CE6807  mov     ecx, esi
mshtml.dll:74CE6809  call    dword ptr [eax+170h]
  
```

Hex View-1:

```

047C1278  00 00 00 00 00 00 00 00 D6 99 36 48 00 00 00 8C
047C1288  00 00 CA FE BA BE CA FE BA BE CA FE BA BE CA FE
047C1298  BA BE CA FE BA BE CA FE BA BE CA FE BA BE CA FE
  
```

(b) CVE-2013-0025

Figure 6: Reverse engineering CVE-2013-2729 (Acrobat Reader) and CVE-2013-0025 (Internet Explorer).

Assembly code for CVE-2012-4792 (Internet Explorer):

```

mshtml.dll:74DCC2F  db      9
mshtml.dll:74DCC30  db      0
mshtml.dll:74DCC31  mshtml.dll:74DCC31:  jmp     loc_74DE8895
mshtml.dll:74DCC36  mshtml.dll:74DCC36:  jmp     loc_74DE8895
mshtml.dll:74DCC38  mov     edi, [eax]
mshtml.dll:74DCC39  push    [ebp-9Ch], esi
mshtml.dll:74DCC3C  mov     [ebp-2Ch], esi
mshtml.dll:74DCC3F  mov     [ebp-24h], esi
mshtml.dll:74DCC42  mov     [ebp-28h], esi
mshtml.dll:74DCC45  mov     [ebp-20h], esi
mshtml.dll:74DCC48  mov     [ebp-1Ch], esi
mshtml.dll:74DCC4B  call    dword ptr [eax+0DCh]
mshtml.dll:74DCC51  push    esi
mshtml.dll:74DCC52  push    0FFFFFF0h
  
```

Hex View-1:

```

0032389A  00 00 01 00 00 00 00 00 00 00 00 00 00 00 00 00
003238AA  00 00 00 00 00 00 D1 46 CA 02 00 00 00 80 80 80
003238BA  00 CA FE BA BE CA FE BA BE CA FE BA BE CA FE BA
003238CA  BE CA FE BA BE CA FE BA BE CA FE BA BE CA FE BA
  
```

(a) CVE-2012-4792

Assembly code for CVE-2017-5030 (Chrome):

```

mshtml.dll:74DCC2F  db      9
mshtml.dll:74DCC30  db      0
mshtml.dll:74DCC31  mshtml.dll:74DCC31:  jmp     loc_74DE8895
mshtml.dll:74DCC36  mshtml.dll:74DCC36:  jmp     loc_74DE8895
mshtml.dll:74DCC38  mov     edi, [eax]
mshtml.dll:74DCC39  push    [ebp-9Ch], esi
mshtml.dll:74DCC3C  mov     [ebp-2Ch], esi
mshtml.dll:74DCC3F  mov     [ebp-24h], esi
mshtml.dll:74DCC42  mov     [ebp-28h], esi
mshtml.dll:74DCC45  mov     [ebp-20h], esi
mshtml.dll:74DCC48  mov     [ebp-1Ch], esi
mshtml.dll:74DCC4B  call    dword ptr [eax+0DCh]
mshtml.dll:74DCC51  push    esi
mshtml.dll:74DCC52  push    0FFFFFF0h
  
```

Hex View-1:

```

000002D2E9112730  00 00 00 00 01 00 00 00 89 32 06 A5 00 00 00 00
000002D2E9112740  00 00 00 00 23 21 00 00 E1 69 10 E9 D2 02 00 00
000002D2E9112750  E9 BD 17 DC 57 02 00 00 00 00 00 00 23 65 00 00
000002D2E9112760  11 6A 10 E9 D2 02 00 00 89 BF 17 DC 57 02 00 00
000002D2E9112770  00 00 00 00 23 93 00 00 41 6A 10 E9 D2 02 00 00
000002D2E9112780  29 34 06 A5 00 00 00 00 00 00 00 00 23 A8 00 00
000002D2E9112790  71 6A 10 E9 D2 02 00 00 B1 C2 17 DC 57 02 00 00
000002D2E91127A0  00 00 00 00 27 A5 00 00 A1 6A 10 E9 D2 02 00 00
000002D2E91127B0  39 4B 06 A5 00 00 00 00 00 00 00 00 23 27 00 00
000002D2E91127C0  D1 6A 10 E9 D2 02 00 00 11 C5 17 DC 57 02 00 00
  
```

(b) CVE-2017-5030

Figure 7: Reverse engineering CVE-2012-4792 (Internet Explorer) and CVE-2017-5030 (Chrome).

CVE-2016-0191 is a vulnerability that existed in Edge; it was disclosed at the Pwn2Own 2016 hacking contest. The use of an uninitialized stack variable triggers heap-based use-after-free against JavaScriptDate object. The prerequisite of this exploitation requires heap chunk allocation granularity to be higher than pointer-width. The exploitation technique used in this CVE is called *misaligned reference* which strongly depends on the heap allocation alignment greater than pointer-width. The exploitation first tries to achieve information leakage primitive by making the ChakraCore confuse the reference of the type pointer of a JavaScriptDate object as the data pointer of a DataView object. The proof of concept repeats spraying the fake DataView object and using the dangling pointer of JavaScriptDate object until type field is confused as data. Assuming the heap allocation granularity is higher than pointer-width, the out-of-bound fake-pointer (any valid pointer) access via dangling JavaScriptDate pointer becomes fully reliable. The proof-of-concept repeats triggering the use-after-free indefinitely until the buffer pointer is confused as type pointer of JavaScriptDate object. Breaking the pointer-width allocation

granularity will eliminate the reliability of each fake pointer dereferencing steps thus crash the application before any information leakage attempt succeeds.

CVE-2016-1857 is a use-after-free vulnerability that existed in Safari. A dangling pointer of an ArrayProtoType object can be used while processing the internal array of JavaScript. Using pointer spraying technique in a 32-bit environment, the attacker can reliably place fake pointers inside the dangling-pointed heap region and eventually hijack a virtual function call of toString(). The minimal out-of-bound fake pointers required in the proof-of-concept for hijacking control flow is three. The exploit demonstration is foiled under byte-granularity heap randomization as the exploitation depends on fake pointer spraying. In case the environment is 64-bit, exploitation requires additional information leakage vulnerability. If the information leakage is complete, fake pointer spraying is not necessary. However, if the information leakage is partial (only heap segment base is leaked), exploitation steps in 64-bit environment becomes similar to a 32-bit environment.

CVE-2016-5129 is a heap-overflow vulnerability that existed in Chrome. Out-Of-Bound read access triggers a pointer corruption,

thus initiating the steps for control flow hijacking. The attacker can use fake pointer spraying technique in the 32-bit environment to manipulate the result of the out-of-bound read access to initiate an attacker-intended pointer referencing (there is no proof-of-concept attack for the 64-bit environment). Successive pointer hijacking requires another independent out-of-bound memory access, which relies on pointer-width heap chunk alignment. From the proof-of-concept, two successive use of the out-of-bound fake pointer is required before the attacker can trigger the first information leakage.

CVE-2014-3176 is a heap vulnerability of Chrome. The vulnerability allows the attacker to trigger out-of-bound access to Array object. The proof-of-concept demonstrates that exploiting this vulnerability requires multiple steps of successive out-of-bound heap access. In particular, the very first heap overflow vulnerability corrupts an adjacent Array object. Successfully corrupting the adjacent object triggers an additional use-after-free vulnerability. Using the dangling pointer of Array, the attacker corrupts another ArrayBuffer object allocated via fake object spraying. Finally, successful corruption of the ArrayBuffer object allows the attacker to initiate the out-of-bound memory read/write and disclose partial heap memory contents.

CVE-2016-1653 is an out-of-bound access vulnerability that existed in Chrome. This vulnerability demonstrates an interesting case in which even an arbitrary-memory-read primitive fails to bypass ASLR without extensive heap spray. The vulnerability allows V8 to create a Just-In-Time (JIT) compiled code that accesses an arbitrary memory address (i.e., `mov [0xDEADBEEF], 0xCAFEFABE`, where `0xDEADBEEF` and `0xCAFEFABE` are controlled by attacker). The vulnerability allows an attacker to read and write arbitrary memory with arbitrary content. However, this vulnerability cannot bypass ASLR because the target address of out-of-bound access is based on the absolute address (the attacker does not know “where to leak”). To achieve arbitrary code execution using this vulnerability, the attacker used extensive heap spray with a dummy *Function* objects. Because the allocation granularity of *Function* object is predictable, the attacker predicted an absolute address of pointer inside a sprayed object and bypassed ASLR. This bypassing of ASLR becomes unreliable if pointer alignment of sprayed object is unpredictable. An attacker cannot inspect sprayed memory contents and decide if the pointer is valid or not, because (i) attacker cannot execute arbitrary JIT code other than arbitrary `mov` and (ii) the memory contents read by crafted JIT code is unknown from JavaScript context.

CVE-2015-2411 is a memory corruption vulnerability of Internet Explorer 11 originating from an uninitialized heap memory access of a `Tree::TextBlock` object. Using a fake pointer spraying technique, the attacker makes the fake pointer to be used while the unintended uninitialized access occurs. To abuse this vulnerability, the pointer-width chunk allocation granularity is required, which guarantees the same alignment between the heap spray data and the uninitialized value. Once the uninitialized pointer access is hijacked, additional steps of pointer hijacking are required to hijack the control flow. The exploitation uses extensive fake pointer spraying to hijack the EIP in a 32-bit environment (64-bit exploitation requires partial/full information leak by additional vulnerability).

Without information leak vulnerability, the proof-of-concept exploitation in the 32-bit environment becomes infeasible under the adoption of byte-granularity heap randomization.

CVE-2015-1234 is a Time-of-check to time-of-use (TOCTOU) vulnerability that existed in Chrome which causes out-of-bound heap access; it was disclosed during the Pwn2Own 2015 hacking contest. The vulnerability is caused by the insecure use of shared memory between the Chrome native client (NACL sandbox) and the GPU process. The TOCTOU vulnerability of CVE-2015-1234 is exploitable when in the case of a multi-core CPU. Using the TOCTOU vulnerability, the attacker manipulates the buffer length, which results in a heap overflow in the shared memory region. This initial heap-overflow vulnerability is combined with proper heap spraying of an object that yields an arbitrary-memory-read primitive once it is corrupted. A typical object for such a purpose would be an object that has a readable heap pointer and its length. The impact of byte-granularity heap randomization is low in this case as the initially corrupted data is not a pointer, but a length value. Therefore, an attacker can overwrite the length with a value such as `0xFFFFFFFF` and bypass the byte-granularity heap randomization.

CVE-2017-0071 is a type confusion vulnerability found in Chakra. An attacker can change the type of float array without making the ChakraCore being aware of it. The type confusion in this vulnerability does not involve out-of-bound heap access, yet it results arbitrary memory read/write primitive. Therefore, in this case, any heap randomization defense including byte-granularity heap randomization has no effect on mitigating the exploitation.

CVE-2016-1017 is a use-after-free vulnerability that existed in Adobe Flash Player. The use-after-free vulnerability in this CVE yields the following primitive to the attacker: “decrementing an arbitrary memory content”. This primitive is not very useful; however, the attacker can trigger a second use-after-free vulnerability in another object by decrementing an object reference counter, which is possible because of the first use-after-free. From the second use-after-free, the attacker can achieve a full memory read/write primitive. As each use-after-free requires fake pointer access from out-of-bound heap region, the exploit requires pointer-width allocation granularity.

CVE-2016-1796 is a heap overflow vulnerability that existed in the OSX `libATSServer` service. The vulnerability is triggered by the lack of size limit verification before using the `memcpy` function. The attacker can spray the heap with an object of his/her choice and make one of the sprayed objects adjacent to the buggy heap buffer. A proper choice of heap spraying object allows the attacker to hijack the control flow and start ROP to execute `mprotect`. Because the vulnerability is used for local privilege escalation, some of the library addresses and offsets are known. Therefore, information leakage is unnecessary in this case. The number of the fake pointer for achieving ROP in this CVE is only one. However, the stack payload of the ROP chain is referenced from the heap spray area; therefore, additional pointer hijacking (stack pivot) is required.

CVE-2016-1016 is a use-after-free vulnerability that existed in Adobe Flash Player. In this CVE, a dangling pointer of a `MovieClip` object is created. An attacker can directly achieve arbitrary-memory-read primitive by recycling the dangling-pointed free chunk with a

custom AS3 object. Information leakage primitive in this vulnerability is powerful enough to bypass any randomization defense. However, out-of-bound fake pointer reference is required to achieve such information leakage primitive. Therefore byte-granularity heap randomization reduces the probability of successful information leakage into one over `sizeof(void*)`.

CVE-2016-0175 is a use-after-free vulnerability that existed in the Windows win32k subsystem. The vulnerability is caused by insecure handling of object reference counters. In CVE-2016-0175, the successful triggering of the use-after-free vulnerability allows an attacker to perform bitwise OR operation with a constant "2" against arbitrary data inside the memory. The arbitrary memory OR primitive is successively used to cause additional heap overflow vulnerabilities, which finally leads an attacker to an arbitrary-memory-read primitive. Exploitation of this use-after-free vulnerability is not dependant to heap alignment except the initial triggering of the use-after-free. Therefore the impact of byte-granularity heap randomization is weak in this case.

CVE-2016-1859 is a use-after-free vulnerability that existed in the Safari web browser. A `GraphicsContext` object is used in the `setPlatformTextDrawingMode` function after it has been freed. The successful triggering of the use-after-free vulnerability itself does not allow the attacker to directly change the control flow or disclose arbitrary memory contents. However, the use-after-free yields an arbitrary-memory-write primitive by hijacking a destination pointer that will be used for the `memcpy` function. Once the arbitrary-memory-write primitive is achieved, the attacker sprays the heap with string objects to achieve the arbitrary-memory-read primitive. Relying on the pointer width heap alignment, the attacker can accurately predict the exact address of one of the string objects among the heap spray and pinpoint the address of member variable. At this point, the attacker can overwrite the length member variable of a string object and partially disclose the out-of-bound heap area exceeding the buffer address of the string. The partial disclosure of the heap memory allows the attacker to extend the information leak step-by-step and ultimately allows full chaining of ROP, which leads to arbitrary code execution.

CVE-2017-2521 is a powerful out-of-bound access vulnerability in WebKit. A JavaScript function `setPublicLength` fails to check security conditions thus allows increasing the length of an object. The illegally increased length allows out-of-bound heap memory access. In this case, the out-of-bound content is a literal based array which allows direct memory read/write to the out-of-bound heap. Since this vulnerability enables complete information leakage without requiring the use of any fake pointer, byte-granularity heap randomization does not affect in this case.

CVE-2016-0196 is a use-after-free vulnerability that existed in the Windows win32k subsystem. This vulnerability enables local privilege escalation for a non-privileged Windows application. The vulnerability is caused by incorrect reference counting of a `WND` object. The exploitation of use-after-free in CVE-2016-0196 can be accomplished by completing two exploitation primitives: (i) arbitrary memory read, and (ii) arbitrary memory write. The exploitation requires three successive steps of pointer hijacking before achieving the arbitrary-memory-write primitive. Each of the pointer hijacking steps requires pointer-width alignment.

CVE-2013-0912 is a type confusion vulnerability existed in Chrome. The successful exploitation was demonstrated in Pwn2Own 2013 [?]. Due to the invalid downcast from `Element` to `SVGElement` type, the attacker can access out-of-bound heap memory area by using an element which has a smaller size than the supposedly downcasted object. The proof-of-concept exploitation code of this vulnerability uses `HTMLUnknownElement` (size 96 bytes) object as the downcasting object instead of `SVGElement` object (size 160 bytes). Because of the shrunk size, an attacker can access 64 bytes of out-of-bound heap area. Proof-of-concept attack code uses heap spray to adjust the heap layout of the out-of-bound region. This vulnerability becomes more complex to exploit under the adoption of byte-granularity heap randomization as the word alignment of sprayed data around out-of-bound region becomes unpredictable. However, as direct information leakage is feasible before any out-of-bound pointer dereferencing, an attacker can bypass the unpredictable alignment with additional memory layout inspection process.