

Cluster Radioactivity in Super Heavy Nuclei

M. Warda,^{1,*} A. Zdeb,^{1,2} and L. M. Robledo²

¹*Katedra Fizyki Teoretycznej, Uniwersytet Marii Curie-Skłodowskiej, Lublin, Poland*

²*Departamento de Física Teórica, Universidad Autónoma de Madrid, Spain*

(Dated: July 3, 2018)

Cluster radioactivity is an exotic nuclear decay observed in actinides where a light nucleus is emitted while the remaining heavy mass residue is the doubly magic ^{208}Pb or a nucleus in its neighborhood. We have investigated this type of decay in heavier nuclei up to Lv ($Z = 116$) within a microscopic theory. It has been found that super asymmetric fission with ^{208}Pb as heavy fragment may be dominant decay channel in some super heavy nuclei. This reaction is closely related with cluster radioactivity.

PACS numbers: 25.85.Ca, 23.70.+j, 27.90.+b

Introduction. In a seminal experiment carried out by Rose and Jones back in 1984 [1] a new type of nuclear decay was discovered. Immersed in an enormous α decay background produced by the mother nucleus ^{223}Ra a few events producing ^{14}C were observed. The phenomenon received the name of cluster radioactivity (CR) due to the intermediate mass of the light fragment emitted. In the following years, 20 other cluster emitters have been discovered, see reviews in Refs. [2, 3]. In this type of decay light nuclei ranging from ^{12}C to ^{34}Si are emitted by light actinides from ^{221}Fr to ^{242}Cm . The remaining heavy mass fragment in all these reactions is either the doubly magic ^{208}Pb or one of its neighbours in the chart of nuclides. For this reason the phenomenon is also called lead radioactivity. The dominant double magic structure of the heavy fragment clearly shows the strong influence of shell effects on CR. As compared to other decay channels, CR is an exotic process: typical branching ratios to the dominant α emission are as low as $10^{-6} - 10^{-12}$ and consequently the half-lives range from 10^{15} s to 10^{25} s. For nuclei heavier than ^{242}Cm spontaneous fission becomes a competing channel increasing the difficulty to detect CR products among the numerous fission fragments present in the background. As a consequence, no CR have been observed in nuclei around mass $A = 250$.

CR is usually described in the spirit of the Gamow model of α decay. In this model it is assumed that a preformed cluster made of several nucleons tunnels through a barrier created by the nuclear and Coulomb potentials [4–7]. The exponential dependence of the tunneling probability with the parameters of the barrier leads to a modified Geiger-Nuttall law [8–11] relating half-lives for CR to the Q value of the reaction. This approach presents two main disadvantages: first, it requires a model to estimate the preformation probability of the cluster and second, a local fit of additional model parameters is required to reproduce observed decay half-lives. An alternative to this model is to treat CR as a very asymmetric fission process to be described with the tools of the traditional

fission decay model. This was the approach followed in Ref. [12] to predict the existence of CR a few years before its experimental discovery. The most important ingredient of any fission model is the analysis of the changes in energy of the nucleus as it changes deformation in its way to scission [13, 14]. In the context of CR, it was shown [15] that a super asymmetric fission valley can be found on the potential energy surface (PES) spanned by the quadrupole and octupole moments. It leads to a scission point with ^{208}Pb or a nucleus of a very similar mass as one of the fission fragments. In the light actinides the fission barrier associated to this channel reaches a height of 25 MeV which is the right order of magnitude to reproduce CR half-lives.

Several authors have already suggested that SH elements may decay through CR [16–19]. Calculations performed within phenomenological approaches and semi-empirical formulae show a trend to predict shorter half-lives for CR in the SH region. Therefore, the competition with other disintegration channels becomes relevant and might have an impact on the very limits of the periodic table [20] or in the r-process nucleosynthesis [21].

The aim of this work is to study the possible existence of CR in SH nuclei within a fully microscopic theory. To this end we have used the selfconsistent Hartree-Fock-Bogoliubov model along with the Gogny D1S interaction to calculate the PES and the collective inertias required for the evaluation of CR half-lives. As relevant collective coordinates the axially symmetric quadrupole and octupole moments are used. This is a well-established quantum mechanics approach that allows to describe a very rich variety of nuclear shapes not limited by the number of deformation parameters. This type of calculations has been successfully applied both for the description of CR [22] and fission in heavy [23] and SH nuclei [24, 25].

One of the common features of fission and CR is that the Z and N values of their fragments approximately conserve the N/Z ratio of the mother nucleus. Therefore, to investigate the possibility to observe CR in heavier nuclei, one has to focus on possible emitters with the N/Z value of $126/82 = 1.537$ corresponding to the always present heavy fragment of ^{208}Pb . Therefore, we

* michal.warda@umcs.pl

have chosen for our studies a set of even-even isotopes, one for each element, with an N/Z ratio close to 1.537. In this way we have selected ^{224}Ra , ^{228}Th , ^{234}U , and ^{238}Pu , where CR has already been observed. Heavier isotopes include ^{244}Cm , ^{248}Cf , ^{254}Fm , ^{258}No , ^{264}Rf , ^{268}Sg , ^{274}Hs , ^{278}Ds , ^{284}Cn , ^{290}Fl , and ^{294}Lv . The final part of this chain belongs to the region of super heavy (SH) elements close to the isotopes experimentally produced in hot fusion reaction [26]. It is worth mentioning that ^{284}Cn is the heaviest isotope that has been observed decaying through fission both at GSI and in Dubna [27, 28]. These are difficult experiments due to the low production rate and a total number of only 28 fission events have been reported for this isotope.

Results. A typical example of a nucleus where CR has been observed is the light actinide ^{234}U . In the PES of this nucleus, shown in Fig. 1a, the asymmetric fission path, typical for heavy nuclei up to Fm is easily found. It goes from the ground state through the first symmetric fission barrier, which is 6.6 MeV high, to reach the fission isomer. Then it crosses the second asymmetric saddle and gets to the scission point. On the same PES another valley can be noticed. It begins at the ground state and heads directly towards octupole deformed shapes. Along most of the whole fission path in this valley both quadrupole and octupole moments increase simultaneously up to $Q_{20} = 45$ b and $Q_{30} = 51$ b $^{3/2}$. In the saddle point the energy reaches 26.6 MeV. The scission point is located at the saddle point. From there on the PES corresponds to the Coulomb energy of the two fragments as they drift away and the energy decreases hyperbolically with the increasing distance between the fragments. The nuclear matter density distributions before and after scission are plotted on the inset of Fig. 1a. From them it is easy to find that mass and shape of the heavy fragment corresponds to the spherical doubly magic lead isotope. The two fragments are well defined far before the rupture of the neck. The fragments' matter distribution proves that this super asymmetric fission channel describes CR. The same topology of the PES has been also found in all cluster emitters observed in the light actinides [15].

The CR valley in ^{258}No depicted in Fig. 1 (b) shows the same characteristics as in ^{234}U but it is shifted towards larger quadrupole moments. The scission point is located at higher quadrupole and octupole deformation making the fission barrier broader. The height of the CR fission barrier is reduced to 14.2 MeV. Again, the mass of a heavy fragment at scission corresponds to $A = 208$. In the super-heavy ^{284}Cn shown in Fig. 1 (c) the same type of very asymmetric fission valley can be found as well. Again, it is shifted towards higher quadrupole moments. In this nucleus the traditional symmetric fission barrier has a two humped structure and the CR valley starts at the minimum located between them instead of the ground state. Moreover, the CR fission barrier has substantially changed its shape: it is much lower than in previous cases reaching a height of only 1.5 MeV at the saddle point. Starting from $Q_{20} = 60$ b this fission path

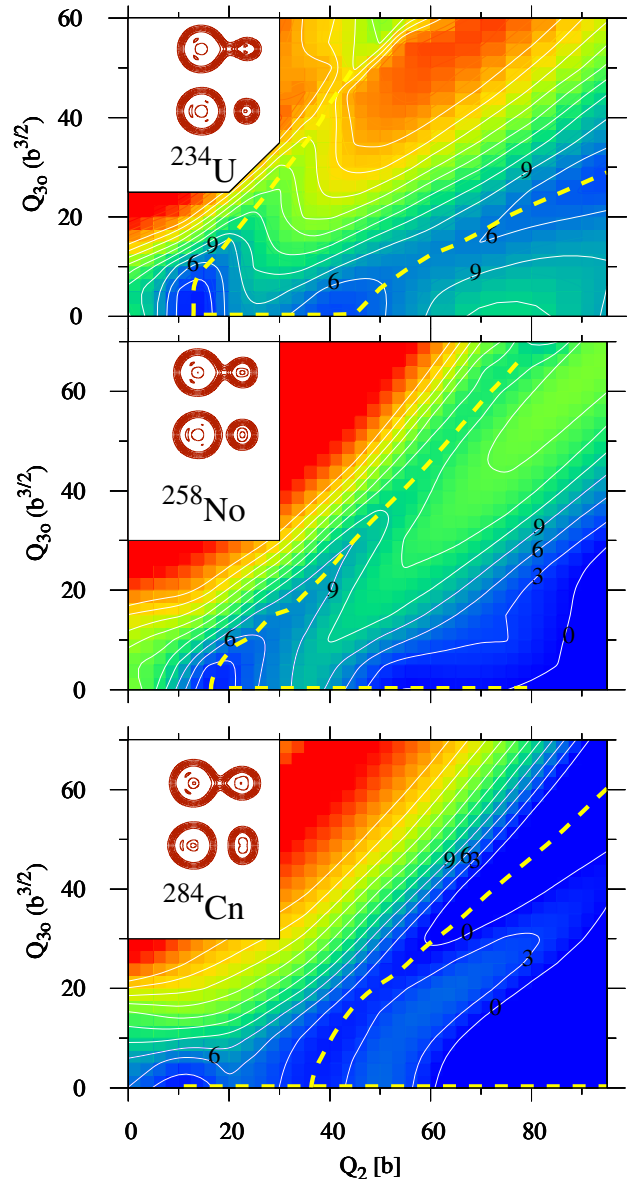


FIG. 1. PES of (a) ^{234}U , (b) ^{258}No , and (c) ^{284}Cn . Constant energy lines are plotted every 3 MeV. Fission paths are marked with yellow dashed lines. Insets show pre- and post-scission configurations.

drops down below the ground state energy. The scission point is located at $Q_{20} = 128$ b and $Q_{30} = 92$ b $^{3/2}$ with an energy 12.6 MeV below ground state.

To study the properties of CR in the SH region we have computed PESs spanned in the $Q_{20} - Q_{30}$ collective space for all aforementioned isotopes and we have found that the CR valley exists in all considered nuclei. In Fig. 2 (a) a bunch of CR fission paths is shown. Its characteristic pattern presents in the PES smoothly evolves in going from light actinides to SH nuclei. The only sharp modification takes place in the starting point of the paths

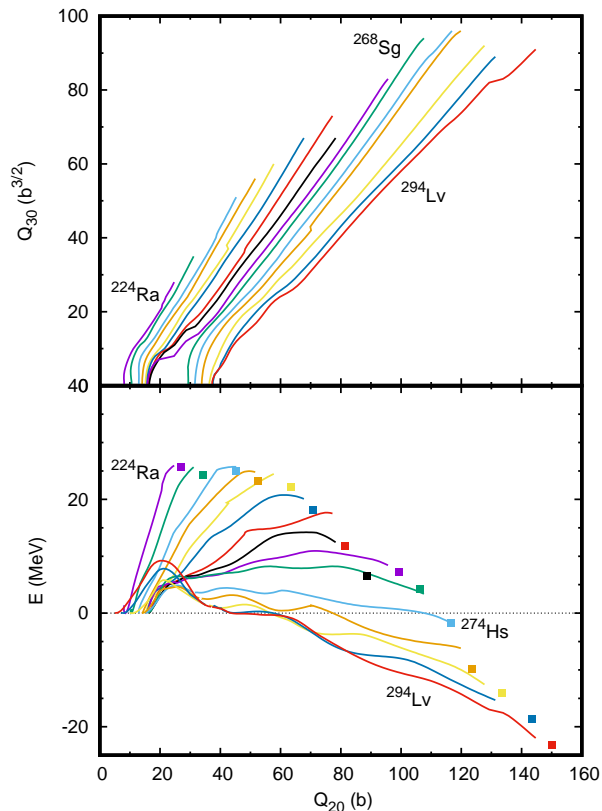


FIG. 2. (a) CR fission paths in quadrupole and octupole coordinates for isotopes: ^{224}Ra , ^{228}Th , ^{234}U , ^{238}Pu , ^{244}Cm , ^{248}Cf , ^{254}Fm , ^{258}No , ^{264}Rf , ^{268}Sg , ^{274}Hs , ^{278}Ds , ^{284}Cn , ^{290}Fl , and ^{294}Lv . (b) Fission barriers of aforementioned nuclei. Squares correspond to scission configuration calculated with Eq. (1) with Q values obtained from experimental masses [29], wherever possible, and liquid drop systematics [30]

for ^{268}Sg and heavier nuclei. They start at the second minimum, not at the ground state, as it was described above in the case of ^{284}Cn . In these isotopes the CR fission barrier is comprised of two differentiated parts: first a reflection symmetric hump followed by a second octupole deformed barrier. In all considered isotopes the CR scission configuration contains a spherical heavy mass fragment: the double magic ^{208}Pb . This means that in SH elements one may expect decay of the same nature as in light actinides.

A similar structure of fission paths in this region was also found with the covariant density theory [31] and Skyrme energy density functional [32] in a non-relativistic setup. The asymmetric fragment mass distribution predicted here is not in contradiction with symmetric fission barriers predicted in macroscopic-microscopic models [33–35]. The first saddle point is reflection symmetric and much higher than the octupole deformed second one.

The height and shape of fission barriers in super asymmetric fission channel are the crucial features for the

understanding of CR decay lifetimes in heavier nuclei. The CR barriers in the considered nuclei are presented in Fig. 2 (b). In the first five isotopes they have similar heights of around 25 MeV. The scission point is gradually shifted towards higher quadrupole moments, due to the increasing size of the cluster in this configuration. Starting from ^{248}Cf , the energy of the scission point gradually decreases. In the mass region between 250 and 270 the fission barriers are still very high (8 – 20 MeV) and very broad. Tunneling probability across them is too low to make it possible to observe the CR channel. The situation changes substantially already in ^{274}Hs . The scission point is below the ground state energy and the second, asymmetric, fission barrier is lower than 5 MeV, which is less than the energy of the first symmetric saddle point. In ^{278}Ds and heavier nuclei almost the whole asymmetric part of the fission path is below the ground state energy. In this way, the fission barrier consists basically of the first, symmetric, hump which is relatively narrow and easy to tunnel. The asymmetric part of fission barrier has little influence on the half-lives but it is crucial for the asymmetry of the fragment mass distribution.

The reduction of the CR fission barrier height in the region of SH elements came as a surprise. However, it can be easily explained on the basis of a simple analysis of the Coulomb repulsion energy of two charged spheres at the scission point. The scission configuration consists of a spherical ^{208}Pb heavy fragment and a lighter cluster created from the remaining nucleons of the mother nucleus. The separation of the fragments is given by the sum of their radii increased by a tip distance d . This extra spacing between daughter nuclei comes from the neck connecting pre-fragments before scission. After the neck rupture, the distance between the position of half-density of the fragments in the post-scission configuration vary from 2.5 fm to 4.7 fm. The energy of the scission configuration can be estimated as the Coulomb energy of two point charges minus the Q value of the decay:

$$E = k \frac{82(Z - 82)e^2}{r_{208} + r_{A-208} + d} - Q. \quad (1)$$

Here Z and A are the charge and mass number of the mother nucleus and the fragment's radius is estimated using the traditional $r_{AF} = 1.2A_F^{1/3}$ fm expression. The results obtained for the considered nuclei with an average constant tip distance value $d = 3.3$ fm are plotted in Fig. 2 (b) with squares. The obtained values perfectly reproduce the trend of scission energies and configurations calculated within microscopic theory.

The reduction of the CR fission barrier height in the SH region affects the CR half-lives plotted in Fig. 3. They were calculated using the standard WKB approximation. The effective inertia and zero point energy in the $Q_{20} - Q_{30}$ collective space are calculated using the perturbative cranking approximation for pre-scission configuration. After scission, the reduced mass is taken and a constant zero point energy is used. Huge values for the half-lives, longer than 10^{30} s are obtained in the

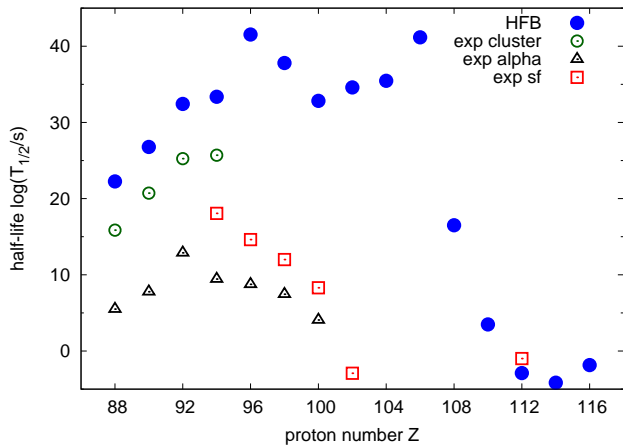


FIG. 3. CR half-lives of considered isotopes compared with experimental data of CR, α emission and spontaneous fission [36].

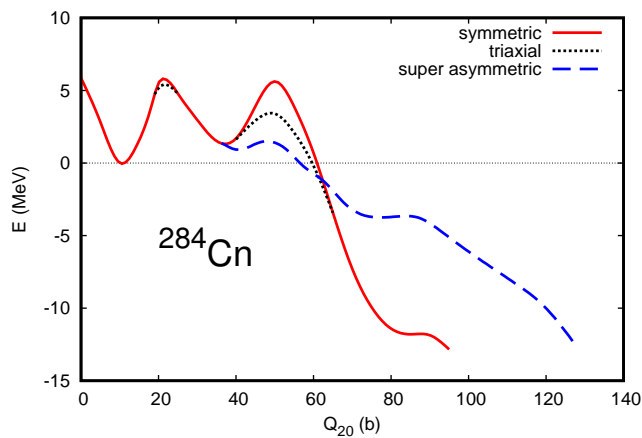


FIG. 4. Fission barrier of ^{284}Cn plotted as a function of quadrupole moment.

$Z = 96 - 106$ region. However, starting at ^{274}Hs we observe their substantial reduction. In nuclei with $A > 280$ we obtain half-lives in the range of what could be measured in contemporary SH nuclei experiments. As the calculated half-life for ^{284}Cn is comparable with experimental data for fission we will present a more detailed study of this representative isotope.

In the previous paper [24] the main decay channel of ^{284}Cn was claimed to be asymmetric fission. Here we have shown that this mode is rather a super asymmetric fission mode directly connected with the standard CR observed in the actinides. The other decay channels are less favored. Predictions of α radioactivity give 4 orders of magnitude longer half-lives. Symmetric fission in ^{284}Cn is also highly suppressed as can be seen in Fig. 1 (c) and Fig. 4. The second symmetric barrier has the same width as the asymmetric one but it is as high as 5.6 MeV whereas the asymmetric one is only 1.5 MeV. Non-axial deformation may reduce the height of the fis-

sion barrier of SH nuclei but it does not affect the main conclusion. First fission barrier is soft against γ deformation and its height stays practically unchanged (it is diminished only by 0.4 MeV) after including the triaxial degree of freedom. The second symmetric barrier is reduced as a consequence of triaxiality by around 2.2 MeV only with $\gamma = 6^\circ$. However, this effect is too weak to make the symmetric fission channel the most favorable. The same conclusion applies to all the isotopes in the region $Z = 110 - 114$ and $N = 170 - 176$ centered around ^{284}Cn that were previously identified as nuclei with asymmetric fission [24, 25]. All those nuclei should decay in the same mode as ^{284}Cn . The CR fission valley also exists in heavier elements, but decay through this channel is suppressed by α emission. From the other hand, in lighter systems the symmetric fission mode is dominant. We may conclude that super asymmetric fission, closely related with CR in the actinides, can be found in some SH nuclei as the dominant decay mode.

Conclusions. We have shown that asymmetric fission in SH nuclei has the same nature as CR in light actinides. The dominant decay channel of isotopes around ^{284}Cn is super asymmetric fission with doubly magic ^{208}Pb as the heavy mass fragment. Lighter fragment corresponding to the SH nuclei discussed here would be ^{70}Ni , ^{76}Zn , ^{82}Ge , and ^{86}Se in the fission of ^{278}Ds , ^{284}Cn , ^{290}Fl , and ^{294}Lv , respectively. It is important to note the existence of the magic numbers $Z = 28$ and $N = 50$ in those light fragments that reinforces the strong influence of the magic structure of the heavy fragment.

The super asymmetric fission mode in SH nuclei discussed here differs from the asymmetric one observed in the Pu-Fm region, cf. Fig. 1 (a). In the actinides, the heavy mass fragment is formed by the shell structure of the lighter doubly magic ^{132}Sn that produces a peak in the mass yield at $A_H = 140$ [23]. The distinction between asymmetric and super asymmetric fission not only concerns the numerical values of most probable fragment masses. Qualitatively different shapes of the nucleus can be determined before scission in both modes. In CR, the neck is short and narrow whereas in asymmetric fission in the actinides it is much longer and thicker [23]. As neck nucleons are shared between fragments at scission [37] the fragment mass yield in CR are expected to be much narrower than in asymmetric fission. The same conclusion may be deduced from the fact that the CR fission valley is very narrow in comparison with the asymmetric one. The variety of available fission shapes at the scission line is substantially reduced [38].

The same mechanism invoked here for spontaneous fission applies also to fusion-fission and quasifission observed in this region of SH nuclei [39–43]. In all the reactions the possible fragment mass asymmetry is forced by the shell structure of ^{208}Pb .

It is worth to note that the predicted fission fragments produced by CR in SH nuclei lay out of the region of the fission products in the actinides i.e. $A = 60 - 180$ with maxima at $A_L \sim 100$ and $A_H \sim 140$. The range

of possible masses of fragments should be extended in experiments to find signatures of the kind of asymmetric fission. Nowadays, experimental techniques do not allow the identification of fission fragments in the SH region. The measured energies of the emitted fragments show large uncertainties. Only the life-time of these reactions can be quite precisely evaluated. We hope that in the nearest future it will be possible to determine also masses of the fragments to disentangle the dominant fis-

sion mechanism in these regions. From our theoretical analysis we expect that the heavy fragment mass yield should be concentrated around $A = 208$.

Acknowledgements. This work was partly supported by the Polish National Science Centre under contracts No. 2016/21/B/ST2/01227 and 2017/24/T/ST2/00396. The work of LMR was supported by Spanish grant Nos FPA2015-65929-P MINECO and FIS2015-63770-P MINECO.

-
- [1] H. Rose and G. Jones, *Nature* **307**, 245 (1984).
- [2] R. Bonetti and A. Guglielmetti, *Heavy Elements and Related New Phenomena* **2**, 643 (1999).
- [3] D.N. Poenaru, Y. Nagame, R.A. Gherghescu, and W. Greiner, *Physical Review C - Nuclear Physics* **65**, 054308 (2002).
- [4] A. Zdeb, M. Warda, and K. Pomorski, *Physical Review C - Nuclear Physics* **87**, 024308 (2013).
- [5] O. A. P. Tavares and E. L. Medeiros, *Physica Scripta* **86**, 015201 (2012), URL <http://stacks.iop.org/1402-4896/86/i=1/a=015201>.
- [6] D. N. Poenaru, R. A. Gherghescu, and W. Greiner, *Phys. Rev. C* **83**, 014601 (2011), URL <https://link.aps.org/doi/10.1103/PhysRevC.83.014601>.
- [7] D. N. Poenaru, R. A. Gherghescu, and W. Greiner, *Journal of Physics G: Nuclear and Particle Physics* **39**, 015105 (2012), URL <http://stacks.iop.org/0954-3899/39/i=1/a=015105>.
- [8] Z. Ren, C. Xu, and Z. Wang, *Phys. Rev. C* **70**, 034304 (2004), URL <https://link.aps.org/doi/10.1103/PhysRevC.70.034304>.
- [9] C. Qi, F. R. Xu, R. J. Liotta, and R. Wyss, *Phys. Rev. Lett.* **103**, 072501 (2009), URL <https://link.aps.org/doi/10.1103/PhysRevLett.103.072501>.
- [10] D. Ni, Z. Ren, T. Dong, and C. Xu, *Phys. Rev. C* **78**, 044310 (2008), URL <https://link.aps.org/doi/10.1103/PhysRevC.78.044310>.
- [11] M. Balasubramaniam, S. Kumarasamy, N. Arunachalam, and R. K. Gupta, *Phys. Rev. C* **70**, 017301 (2004), URL <https://link.aps.org/doi/10.1103/PhysRevC.70.017301>.
- [12] A. Sandulescu, D. Poenaru, and W. Greiner, *Sov. J. Part. Nucl.* **11**, 528 (1980).
- [13] H. J. Krappe and K. Pomorski, *Theory of Nuclear Fission* (Springer, 2012).
- [14] N. Schunck and L. M. Robledo, *Reports on Progress in Physics* **79**, 116301 (2016), URL <http://stacks.iop.org/0034-4885/79/i=11/a=116301>.
- [15] M. Warda and L. M. Robledo, *Phys. Rev. C* **84**, 044608 (2011).
- [16] D. N. Poenaru, R. A. Gherghescu, and W. Greiner, *Phys. Rev. Lett.* **107**, 062503 (2011), URL <https://link.aps.org/doi/10.1103/PhysRevLett.107.062503>.
- [17] D. N. Poenaru, R. A. Gherghescu, and W. Greiner, *Phys. Rev. C* **85**, 034615 (2012), URL <https://link.aps.org/doi/10.1103/PhysRevC.85.034615>.
- [18] Y. L. Zhang and Y. Z. Wang, *Phys. Rev. C* **97**, 014318 (2018), URL <https://link.aps.org/doi/10.1103/PhysRevC.97.014318>.
- [19] B. K.P.Santhosh, *Nuclear Physics A* **929**, 20 (2014), URL <https://doi.org/10.1016/j.nuclphysa.2014.05.015>.
- [20] W. Nazarewicz, *Nature Physics* **14**, 537 (2018), ISSN 1745-2481, URL <https://doi.org/10.1038/s41567-018-0163-3>.
- [21] G. Martínez-Pinedo, D. Mocolj, N. Zinner, A. Kelić, K. Langanke, I. Panov, B. Pfeiffer, T. Rauscher, K.-H. Schmidt, and F.-K. Thielemann, *Progress in Particle and Nuclear Physics* **59**, 199 (2007), ISSN 0146-6410, international Workshop on Nuclear Physics 28th Course, URL <http://www.sciencedirect.com/science/article/pii/S0146641007000100>.
- [22] L. Robledo and M. Warda, *International Journal of Modern Physics E* **17**, 204 (2008).
- [23] M. Warda, J. L. Egido, L. M. Robledo, and K. Pomorski, *Phys. Rev. C* **66**, 014310 (2002).
- [24] M. Warda and J. L. Egido, *Phys. Rev. C* **86**, 014322 (2012), URL <https://link.aps.org/doi/10.1103/PhysRevC.86.014322>.
- [25] A. Baran, M. Kowal, P.-G. Reinhard, L. Robledo, A. Staszczak, and M. Warda, *Nuclear Physics A* **944**, 442 (2015), ISSN 0375-9474, special Issue on Superheavy Elements, URL <http://www.sciencedirect.com/science/article/pii/S0375947415001000>.
- [26] Y. Oganessian, *Journal of Physics G: Nuclear and Particle Physics* **34**, R165 (2007), URL <http://stacks.iop.org/0954-3899/34/i=4/a=R01>.
- [27] C. E. Düllmann, M. Schädel, A. Yakushev, A. Türler, K. Eberhardt, J. V. Kratz, D. Ackermann, L.-L. Andersson, M. Block, W. Bröchle, et al., *Phys. Rev. Lett.* **104**, 252701 (2010), URL <https://link.aps.org/doi/10.1103/PhysRevLett.104.252701>.
- [28] Y. T. Oganessian, *Radiochimica Acta International journal for chemical aspects of nuclear science and technology* **99**, 429 (2011).
- [29] M. Wang, G. Audi, A. Wapstra, F. Kondev, M. MacCormick, X. Xu, and B. Pfeiffer, *Chinese Physics C* **36**, 1603 (2012), URL <http://stacks.iop.org/1674-1137/36/i=12/a=003>.
- [30] P. Möller, A. Sierk, T. Ichikawa, and H. Sagawa, *Atomic Data and Nuclear Data Tables* **109-110**, 1 (2016), ISSN 0092-640X, URL <http://www.sciencedirect.com/science/article/pii/S0092640X16000001>.
- [31] H. Abusara, A. V. Afanasjev, and P. Ring, *Phys. Rev. C* **85**, 024314 (2012), URL <https://link.aps.org/doi/10.1103/PhysRevC.85.024314>.
- [32] A. Staszczak, A. Baran, and W. Nazarewicz, *Phys. Rev. C* **87**, 024320 (2013), URL <https://link.aps.org/doi/10.1103/PhysRevC.87.024320>.
- [33] A. Baran, Z. Łojewski, K. Sieja, and M. Kowal, *Phys. Rev. C* **72**, 044310 (2005), URL <https://doi.org/10.1103/PhysRevC.72.044310>.

- <https://link.aps.org/doi/10.1103/PhysRevC.72.044310>. [40] E. M. Kozulin, G. N. Knyazheva, K. V. Novikov, I. M. Itkis, M. G. Itkis, S. N. Dmitriev, Y. T. Oganessian, A. A. Bogachev, N. I. Kozulina, I. Harca, et al., *Phys. Rev. C* **94**, 054613 (2016), URL <https://link.aps.org/doi/10.1103/PhysRevC.94.054613>.
- [34] P. Möller, A. J. Sierk, T. Ichikawa, A. Iwamoto, and M. Mumpower, *Phys. Rev. C* **91**, 024310 (2015), URL <https://link.aps.org/doi/10.1103/PhysRevC.91.024310>.
- [35] P. Jachimowicz, M. Kowal, and J. Skalski, *Phys. Rev. C* **95**, 014303 (2017), URL <https://link.aps.org/doi/10.1103/PhysRevC.95.014303>.
- [36] G. Audi, F. Kondev, M. Wang, B. Pfeiffer, X. Sun, J. Blachot, and M. MacCormick, *Chinese Physics C* **36**, 1157 (2012), URL <http://stacks.iop.org/1674-1137/36/i=12/a=001>.
- [37] M. Warda, A. Staszczak, and W. Nazarewicz, *Phys. Rev. C* **86**, 024601 (2012), URL <https://link.aps.org/doi/10.1103/PhysRevC.86.024601>.
- [38] A. Zdeb, A. Dobrowolski, and M. Warda, *Phys. Rev. C* **95**, 054608 (2017), URL <https://link.aps.org/doi/10.1103/PhysRevC.95.054608>.
- [39] E. M. Kozulin, G. N. Knyazheva, I. M. Itkis, M. G. Itkis, A. A. Bogachev, E. V. Chernysheva, L. Krupa, F. Hanappe, O. Dorvaux, L. Stuttgé, et al., *Phys. Rev. C* **90**, 054608 (2014), URL <https://link.aps.org/doi/10.1103/PhysRevC.90.054608>.
- [41] M. G. Itkis, I. M. Itkis, G. N. Knyazheva, and E. M. Kozulin, *Journal of Physics: Conference Series* **863**, 012043 (2017), URL <http://stacks.iop.org/1742-6596/863/i=1/a=012043>.
- [42] M. Itkis, J. Äystö, S. Beghini, A. Bogachev, L. Corradi, O. Dorvaux, A. Gadea, G. Giardina, F. Hanappe, I. Itkis, et al., *Nuclear Physics A* **734**, 136 (2004), ISSN 0375-9474, URL <http://www.sciencedirect.com/science/article/pii/S037594740>.
- [43] M. Itkis, A. Bogachev, I. Itkis, J. Kliman, G. Knyazheva, N. Kondratiev, E. Kozulin, L. Krupa, Y. Oganessian, I. Pokrovsky, et al., *Nuclear Physics A* **787**, 150 (2007), ISSN 0375-9474, proceedings of the Ninth International Conference on Nucleus-Nucleus Collisions, URL <http://www.sciencedirect.com/science/article/pii/S037594740>.