

Nonparametric learning from Bayesian models with randomized objective functions

S. P. Lyddon, S. G. Walker, C. C. Holmes

December 14, 2024

Abstract

Bayesian learning is built on an assumption that the model space contains a true reflection of the data generating mechanism. This assumption is problematic, particularly in complex data environments. Here we present a Bayesian nonparametric approach to learning that makes use of statistical models, but does not assume that the model is true. Our approach has provably better properties than using a parametric model and admits a trivially parallelizable Monte Carlo sampling scheme that affords massive scalability on modern computer architectures. The model-based aspect of learning is particularly attractive for regularizing nonparametric inference when the sample size is small, and also for correcting approximate approaches such as variational Bayes (VB). We demonstrate the approach on a number of examples including VB classifiers and Bayesian random forests.

1 Introduction

Bayesian updating provides a principled and coherent approach to inference for probabilistic models [34], but is predicated on the model class being true. That is, given a generative model $F_\theta(x)$ parametrized by a finite-dimensional parameter θ , then for some parameter value $\theta_0 \in \Theta$ it is that $x \sim F_{\theta_0}(x)$. In reality all models are false. If the data is simple and small, and the models are sufficiently rich, then the consequences of model misspecification may not be severe. However, data is increasingly being captured at scale, both in terms of the number of observations as well as the diversity of data modalities. This poses a risk in conditioning on an assumption that the model is true.

In this paper we discuss a scalable approach to Bayesian nonparametric learning (NPL) from models without the assumption that $x \sim F_{\theta_0}(x)$. To do this we use a nonparametric prior for F_0 that is centred on a model but does not assume the model to be true. A concentration parameter, c , in the nonparametric prior quantifies trust in the baseline model and this is subsequently reflected in the relative posterior influence given to the model-based inference for parameter θ , compared to a purely empirical approach. In particular, $c \rightarrow \infty$ recovers

the standard model-based Bayesian update while $c \rightarrow 0$ leads to a Bayesian bootstrap estimator for the object of interest.

Our method provides both a means of regularizing a nonparametric update and correcting misspecified or approximate posterior inferences. This may be useful in a number of situations, including:

- [S0] Nonparametric regularization: where we wish to use a Bayesian NP approach but we would like to include a regularization term, centered on a conventional model, that induces stability and parametric structure on the problem.
- [S1] Model misspecification: where we have used a parametric Bayesian model and we are concerned that the model may be misspecified.
- [S2] Approximate posteriors: where for expediency we have used an approximate posterior, such as in Variational Bayes (VB), and we wish to account for the approximation.
- [S3] Direct updating of the prior: where the parameters have meaning but little trust is placed in the validity of the generative likelihood, such as for classification trees that define piecewise constant predictions regardless of the smoothness of the actual decision boundaries.
- [S4] Information sharing under privacy considerations: where we might be willing to share pseudo-data generated from a posterior model, but not the actual training data or model.
- [S5] Direct updating from utility-functions: where the sole purpose of the modelling task is to perform some action or take a decision under a well-specified utility function.

Our work builds upon previous ideas including [31] who introduced the weighted likelihood bootstrap (WLB) as a way of generating approximate samples from the posterior of a well-specified Bayesian model. [29] highlighted that the WLB in fact provides an exact representation of uncertainty for the model parameters that minimize the Kullback-Leibler (KL) divergence, $d_{\text{KL}}(F_0, F_\theta)$, between the unknown data-generating distribution and the model likelihood $f_\theta(x)$, and hence is well motivated regardless of model validity. These approaches however do not allow for the inclusion of prior knowledge and do not provide a Bayesian update as we do here.

A major underlying theme behind our paper, and indeed an open field for future research, is the idea of obtaining targeted posterior samples via the maximization of a suitably randomized objective function. The WLB randomizes the log-likelihood function, effectively providing samples which are randomized maximum likelihood estimates, whereas we randomize a more general objective function under a NP posterior. The randomization takes into account knowledge associated with the parametric model.

2 Foundations of Nonparametric Learning

We begin with the simplest scenario, namely [S1], concerning a possibly misspecified model before moving on to more complicated situations. All of what follows can be considered from a viewpoint of NP regularization and hence we don't explicitly deal with [S0] from herein.

2.1 Bayesian updating of misspecified models

Suppose we have a parametric statistical model, $\mathcal{F}_\Theta = \{f_\theta(\cdot); \theta \in \Theta\}$, where for each $\theta \in \Theta \subseteq \mathbb{R}^p$, $f_\theta : \mathcal{X} \rightarrow \mathbb{R}$ is a probability density. The conventional approach to Bayesian learning involves updating a prior distribution to a posterior through Bayes' theorem. This approach is well studied and well understood [3], but formally assumes that the model space captures the truth. We will derive a posterior update under weaker assumptions.

Suppose that \mathcal{F}_Θ has been selected for the purpose of a prediction, or a decision, or some other modelling task. Consider the thought experiment where the modeller somehow gains access to Nature's true sampling distribution for the data, $F_0(x)$, which does not necessarily belong to \mathcal{F}_Θ . How should they then update their model?

With access to F_0 the modeller can simply request an infinite training set, $x_{1:\infty} \stackrel{iid}{\sim} F_0$, and then update to the posterior $\pi(\theta|x_{1:\infty})$. Under an infinite sample size all uncertainty is removed and for regular models the posterior concentrates at a point mass at θ_0 , the parameter value maximizing the expected log-likelihood, assuming that the prior has support there.

$$\theta_0 = \arg \max_{\theta \in \Theta} \lim_{n \rightarrow \infty} n^{-1} \sum_{i=1}^n \log f_\theta(x_i) = \arg \max_{\theta \in \Theta} \int_{\mathcal{X}} \log f_\theta(x) dF_0.$$

It is straightforward to see that θ_0 minimizes the KL divergence from the true data-generating mechanism to a density in \mathcal{F}_Θ

$$\theta_0 = \arg \max_{\theta \in \Theta} \int_{\mathcal{X}} \log f_\theta(x) dF_0(x) = \arg \min_{\theta \in \Theta} \int_{\mathcal{X}} \log \frac{f_0(x)}{f_\theta(x)} dF_0(x). \quad (1)$$

This is true regardless of whether F_0 is in the model space of \mathcal{F}_Θ and is well-motivated as the target of statistical model fitting [1, 10, 41, 5].

Uncertainty in the value of θ_0 flows directly from uncertainty in F_0 . In reality, of course F_0 is unknown, but being "Bayesian" we can place a prior on it, $\pi(F)$, for $F \in \mathcal{F}$, that should reflect our honest uncertainty about F_0 . Typically the prior should have broad support unless we have special knowledge to hand, which is a problem with a parametric modelling approach that only supports a family of distribution functions indexed by a finite-dimensional parameter. The Bayesian NP literature provides a range of priors for this sole purpose, see for example [23]. Once a prior for F is chosen, the correct way to propagate uncertainty about θ comes naturally from the posterior distribution for the law $\mathcal{L}[\theta(F)|x_{1:n}]$,

via $\mathcal{L}[F|x_{1:n}]$, where $\theta(F) = \arg \max_{\theta \in \Theta} \int \log f_{\theta}(x) dF(x)$. The posterior on the parameter of interest is then captured in the marginal by treating F as a latent probability measure,

$$\tilde{\pi}(\theta|x_{1:n}) = \int_{\mathcal{F}} \pi(\theta, dF|x_{1:n}) = \int_{\mathcal{F}} \pi(\theta|F) \pi(dF|x_{1:n}) \quad (2)$$

where $\pi(\theta|F)$ assigns probability 1 to $\theta = \theta(F)$. We use $\tilde{\pi}$ to denote the NP update to distinguish it from the conventional Bayesian posterior, noting that in general the nonparametric posterior will be different to the standard Bayesian update, $\tilde{\pi}(\theta|x_{1:n}) \neq \pi(\theta|x_{1:n})$, as they are conditioning on different prior states of knowledge. In particular, as stated above, $\pi(\theta|x_{1:n})$ assumes that $F_0 \in \mathcal{F}_{\Theta}$.

2.2 An NP prior using a MDP

For our purposes, the mixture of Dirichlet processes (MDP) [2] is a convenient vehicle for specifying prior beliefs $\pi(F)$ centered on parametric models¹. The MDP prior can be written as

$$[F | \theta] \sim \text{DP}(c, f_{\theta}(\cdot)); \quad \theta \sim \pi(\theta). \quad (3)$$

This is a mixture of standard Dirichlet processes with mixing distribution or hyper-prior $\pi(\theta)$, and concentration parameter c . We write this as $F \sim \text{MDP}(\pi(\theta), c, f_{\theta}(\cdot))$.

The MDP provides a practical, simple posterior update. From the conjugacy property of the DP applied to (3), we have the conditional posterior update given data $x_{1:n}$, as

$$[F | \theta, x_{1:n}] \sim \text{DP} \left(c + n, \frac{c}{c+n} f_{\theta}(\cdot) + \frac{1}{c+n} \sum_{i=1}^n \delta_{x_i}(\cdot) \right) \quad (4)$$

where δ_x denotes the Dirac measure at x . We see the representation of c as an effective sample size governing the trust in $f_{\theta}(x)$. Thus the marginal posterior distribution for $\mathcal{L}[F|x_{1:n}]$ can be written as

$$\pi(dF | x_{1:n}) = \int_{\Theta} \pi(dF | \theta, x_{1:n}) \pi(\theta | x_{1:n}) d\theta, \quad (5)$$

i.e.

$$[F|x_{1:n}] \sim \text{MDP} \left(\pi(\theta|x_{1:n}), c + n, \frac{c}{c+n} f_{\theta}(\cdot) + \frac{1}{c+n} \sum_{i=1}^n \delta_{x_i}(\cdot) \right). \quad (6)$$

The mixing distribution $\pi(\theta|x_{1:n})$ coincides with the parametric Bayesian posterior [2], $\pi(\theta|x_{1:n}) \propto \prod_{i=1}^n f_{\theta}(x_i) \pi(\theta)$, assuming there are no ties in the data,

¹The MDP should not to be confused with the Dirichlet process mixture model (DPMM) [28].

although as noted above it does not follow that the NP marginal $\tilde{\pi}(\theta|x_{1:n})$ is equivalent to the parametric Bayesian posterior $\pi(\theta|x_{1:n})$.

We can see from the form of the conditional MDP (4) that the sampling distribution of the centering model, $f_\theta(x)$, regularizes the influence of the data $\sum_{i=1}^n \delta_{x_i}(\cdot)$. The resulting NP posterior (5) combines the information from the posterior distribution of the centering model $\pi(\theta|x_{1:n})$ with the information in the empirical distribution of the data. This leads to a simple and highly parallelizable Monte Carlo sampling scheme as shown below.

2.3 Monte Carlo conditional maximization

The marginal (2) facilitates a Monte Carlo estimator for functionals of interest, $G = \int_{\Theta} g(\theta) \tilde{\pi}(\theta|x_{1:n}) d\theta$, by sampling $\pi(\theta, dF|x_{1:n})$ jointly from the posterior,

$$\int_{\Theta} g(\theta) \tilde{\pi}(\theta|x_{1:n}) d\theta \approx \frac{1}{B} \sum_{i=1}^B g(\theta^{(i)})$$

$$\theta^{(i)} = \theta(F^{(i)}) = \arg \max_{\theta \in \Theta} \int_{\mathcal{X}} \log f_\theta(x) dF^{(i)}(x) \quad (7)$$

$$F^{(i)} \sim \pi(dF|x_{1:n}). \quad (8)$$

This involves an independent Monte Carlo draw (8) from the MDP marginal followed by a conditional maximization of an objective function (7) to obtain $\theta(F)$. This Monte Carlo conditional maximization (MCCM) sampler is highly amenable to fast implementation on distributed computer architectures. The resulting estimator has $1/B$ order of variance independent of the dimension of θ and, unlike MCMC, there are no issues of convergence nor need for a user-defined burn-in phase.

However, we do need to sample from the standard Bayesian posterior directly. This makes the approach particularly attractive to fast, tractable, approximations for $\pi(\theta|x_{1:n})$, such as a variational Bayes (VB). The NP update corrects for the approximation in a computationally efficient manner, leading to an exact posterior with optimal properties as shown below.

2.4 A more general construction

So far we have assumed, hypothetically, that:

- (i) the modeller is interested in learning about $\theta_0 = \arg \max_{\theta} \int \log f_\theta(x) dF_0(x)$, rather than $\alpha_0 = \arg \max_{\alpha} \int u(x, \alpha) dF_0(x)$ more generally, for a utility function $u(x, \alpha)$.
- (ii) the mixing distribution $\pi(\theta|x_{1:n})$ of the MDP posterior is constructed from the same centering model that defines the target parameter, $\theta_0 = \arg \max_{\theta} \int \log f_\theta(x) dF_0(x)$.

Both of these assumptions can be relaxed. For the latter case, it is valid to center the MDP on a tractable baseline posterior $\pi(\gamma|x_{1:n})$ and still learn about θ_0 in (1) through the marginal $\tilde{\pi}(\theta|x_{1:n})$ as in (2) obtained via $\theta(F)$ and

$$[F|x_{1:n}] \sim \text{MDP} \left(\pi(\gamma|x_{1:n}), c+n, \frac{c}{c+n} f_\gamma(\cdot) + \frac{1}{c+n} \sum_i \delta_{x_i} \right). \quad (9)$$

For the former, we can use the mapping $\alpha(F) = \arg \max_\alpha \int u(x, \alpha) dF(x)$ to derive the NPL posterior $\tilde{\pi}(\alpha|x_{1:n}) = \int \pi(\alpha|F) \pi(dF|x_{1:n})$ on actions or parameters maximizing some expected utility under a model-centered MDP posterior.

This highlights a major theme of the paper in the idea of obtaining posterior samples, $\pi(\alpha|x_{1:n})$, via maximization of a suitably randomized objective function. In generality the target is $\alpha_0 = \arg \max_\alpha \int u(x, \alpha) dF_0(x)$, obtained by maximizing an objective function, and the randomization arises from the uncertainty in F_0 through $\pi(F|x_{1:n})$ that takes into account the information, and any misspecification, associated with the parametric centering model.

2.5 A Posterior Bootstrap Algorithm

We will use the general construction of Section 2.4 to describe a sampling algorithm. We assume we have access to samples from the posterior mixing distribution, $\pi(\gamma|x_{1:n})$, in the MDP. In the case of model misspecification, [S1], if the data contains no ties, this is simply the parametric Bayesian posterior under $\{f_\gamma(x), \pi(\gamma)\}$, for which there is a large literature of computational methods available for sampling - see for example [35]. If there are ties then we refer the reader to [2] or note that we can simply break ties by adding a new pseudo-variable, such as $x^* \sim N(0, \epsilon^2)$ for small ϵ .

The sampling algorithm, found in Algorithm 1, can be thought of as a mixture of Bayesian bootstraps. After a sample is drawn from the mixing posterior, $\pi(\gamma|x_{1:n})$, a posterior pseudo-sample is generated, $x_{1:T} \stackrel{iid}{\sim} f_{\gamma^{(i)}}(x)$, and added to the dataset, which is then randomly weighted. The parameter under this implicit distribution function is then computed as the solution of an optimization problem.

Note for the special case of correcting model misspecification [S1], we have $\gamma \equiv \theta$, $f_\gamma(\cdot) \equiv f_\theta(\cdot)$, $\pi(\gamma|x_{1:n}) \equiv \pi(\theta|x_{1:n})$, $\alpha \equiv \theta$, $u(x, \alpha) \equiv \log f_\theta(x)$, so that the posterior sample is given by

$$\tilde{\theta}^{(i)} = \arg \max_{\theta} \left\{ \sum_{j=1}^n w_j^{(i)} \log f_\theta(x_j) + \sum_{j=1}^T w_{n+j}^{(i)} \log f_\theta(x_{n+j}^{(i)}) \right\}.$$

where $w^{(i)} \sim \text{Dirichlet}(\cdot)$ following Algorithm 1 and $x_{(n+1):(n+T)}^{(i)}$ are T synthetic data observations drawn from the parametric sampling distribution under $\theta^{(i)}$ which itself is drawn from $\pi(\theta|x_{1:n})$. We leave the concentration parameter c to be set subjectively by the practitioner, representing faith in the parametric model. Some further guidance to the setting of c can be found in Appendix B.

Algorithm 1: The Posterior Bootstrap

Data: Dataset $x_{1:n} = (x_1, \dots, x_n)$.
Parameter of interest $\alpha_0 = \alpha(F_0) = \arg \max_{\alpha} \int u(x, \alpha) dF_0(x)$.
Mixing posterior $\pi(\gamma|x_{1:n})$, concentration parameter c , centering model $f_{\gamma}(x)$.
Number of centering model samples T .
begin
 for $i = 1, \dots, B$ **do**
 Draw centering model parameter $\gamma^{(i)} \sim \pi(\gamma|x_{1:n})$;
 Draw posterior pseudo-sample $x_{(n+1):(n+T)}^{(i)} \stackrel{iid}{\sim} f_{\gamma^{(i)}}$;
 Generate weights $(w_1^{(i)}, \dots, w_n^{(i)}, w_{n+1}^{(i)}, \dots, w_{n+T}^{(i)}) \sim$
 Dirichlet($1, \dots, 1, c/T, \dots, c/T$);
 Compute parameter update

$$\tilde{\alpha}^{(i)} = \arg \max_{\alpha} \left\{ \sum_{j=1}^n w_j^{(i)} u(x_j, \alpha) + \sum_{j=1}^T w_{n+j}^{(i)} u(x_{n+j}^{(i)}, \alpha) \right\};$$

 end
 Return NP posterior sample $\{\tilde{\alpha}^{(i)}\}_{i=1}^B$.
end

2.6 Adaptive Nonparametric Learning: aNPL

Instead of the Dirichlet distribution approximation to the Dirichlet process, a stick-breaking procedure [37] with a termination threshold set as a proportion, $\epsilon \in (0, 1)$, of the expected model weight, $\frac{c}{c+n}$, has a number of desirable properties. This procedure entails following the usual DP stick-breaking construction for the model component of the MDP posterior, by repeatedly drawing Beta($1, c$)-distributed stick breaks, but terminates when the unaccounted for probability measure $\prod_j (1 - v_j)$, multiplied by the average mass assigned to the model, $\frac{c}{c+n}$, drops below some threshold ϵ set by the user. This adaptive nonparametric learning (aNPL) algorithm is written out in full for the model misspecification setting [S1] in Appendix A.

One advantage of this approach is that a number of theoretical results then hold, as for large enough n , under this adaptive scheme the parametric model is in effect ‘switched off’, and in effect the MDP with $c = 0$ is used to generate posterior samples when n passes some user-controlled value. This is an interesting notion in itself. For small samples, we prefer the regularization that our model provides, though as n grows the average probability mass assigned to the model decays like $(c + n)^{-1}$, as seen in (4). In the adaptive version, we agree a hard threshold at which point we discard the model entirely and allow the data to speak for itself. We set this point at a level such that we are a priori comfortable that there is enough information in the sample alone with which to quantify uncertainty in our parameter of interest. For example, $\epsilon = 10^{-4}$ and $c = 1$ only utilises the centring model for $n < 10,000$. Further, we could use this idea

to set c , as the quantity is determined if a tolerance level, ϵ , and a threshold n over which the parametric model would be discarded, are provided by the practitioner.

2.7 Properties

NPL has a number of desirable properties.

Honesty about correctness of model. Uncertainty in the data-generating mechanism is quantified via a NP update that takes into account the model likelihood, prior, and concentration parameter c . Uncertainty about model parameters flows from uncertainty surrounding the data-generating mechanism, $F_0(x)$.

Incorporation of prior information. The prior for θ is naturally incorporated as a mixing distribution for the MDP. This is in contrast to a number of Bayesian methods with similar computational properties but that do not admit a prior [31, 11].

Parallelized bootstrap computation. As shown in Section 2.5, NPL is trivially parallelizable through a Bayesian bootstrap and can be coupled with misspecified or approximate models to deliver highly scalable and exact inference.

Consistency. Under mild regularity, all posterior mass concentrates in any neighbourhood of θ_0 as defined in (1), as the number of observations tends to infinity. This follows from an analogous property of the DP (see, for example [23]).

Standard Bayesian inference is recovered as $c \rightarrow \infty$. This follows from the property of the DP that it converges to the prior degenerate at the base probability distribution in the limit of $c \rightarrow \infty$.

Non-informative learning with $c = 0$. If no prior or model is available, setting $c = 0$ recovers the WLB. This has an exact interpretation as an objective NP update [29], where the asymptotic properties of the misspecified WLB were studied. A result of relevance to us is presented in the following theorem.

Theorem 1. Let $\tilde{\theta}_n$ be a WLB sample of a parameter defined in (1) or via aNPL, given n observations $x_{1:n}$, and let $P_{c=0}$ be its probability measure. Under regularity conditions, for any Borel set $A \subset \mathbb{R}^p$, as $n \rightarrow \infty$ we have

$$P_{c=0} \left\{ n^{1/2} \left(\tilde{\theta}_n - \hat{\theta}_n \right) \in A \mid x_{1:n} \right\} \rightarrow P(z \in A),$$

a.s. $x_{1:\infty}$, where $z \sim N_d\{0, J(\theta_0)^{-1}I(\theta_0)J(\theta_0)^{-1}\}$, with

$$I(\theta) = \int \nabla \log f_\theta(x) \nabla \log f_\theta(x)^T dF_0(x),$$

$$J(\theta) = - \int \nabla^2 \log f_\theta(x) dF_0(x),$$

where ∇ is the gradient operator with respect to θ , and $\hat{\theta}_n$ is the MLE.

Proof. See [29], Theorem 1. \square

In fact the theorem presented in [29] is for a general utility function, consistent with point (i) of Section 2.4. The covariance matrix $J(\theta_0)^{-1}I(\theta_0)J(\theta_0)^{-1}$ is a well-known quantity in the robust statistics literature, sometimes called the sandwich covariance matrix [13, 25, 43]. It's the asymptotic covariance matrix for a maximum likelihood estimator under potential misspecification; if well specified this coincides with the Bayesian posterior, but in general does not. [30] showed that replacing a Bayesian posterior covariance matrix with the sandwich covariance matrix can provide a reduction in frequentist risk, asymptotically, for some decision problems. We will see next that for large samples the misspecified Bayesian posterior distribution is predictively suboptimal as well.

A superior asymptotic uncertainty quantification to Bayesian updating. A natural way to compare posterior distributions is by measuring their predictive risk, defined as the expected KL divergence of the posterior predictive to F_0 . We consider only the situation where there is an absence of strong prior information, following [38, 19].

We say that predictive π_1 asymptotically dominates π_2 up to $o(n^{-k})$ if for all distributions q there exists a non-negative and possibly positive real-valued functional $K(q(\cdot))$ such that:

$$\mathbb{E}_{x_{1:n} \sim q} d_{\text{KL}}(q(\cdot), \pi_2(\cdot | x_{1:n})) - \mathbb{E}_{x_{1:n} \sim q} d_{\text{KL}}(q(\cdot), \pi_1(\cdot | x_{1:n})) = K(q(\cdot)) + o(n^{-k}).$$

We have the following theorem about the asymptotic properties of the MDP with $c = 0$, which covers aNPL, as the model component of aNPL is ignored for large enough n .

Theorem 2. The MDP posterior predictive with $c = 0$ asymptotically dominates the standard Bayesian posterior predictive up to $o(n^{-1})$.

Proof. In [19] the bootstrap predictive is shown to asymptotically dominate the standard Bayesian predictive up to $o(n^{-1})$. In Theorem 1 of [20], the predictive of the MDP with $c = 0$ (equivalently called the Bayesian bootstrap) and the bootstrap predictive are shown to be equal up to $o_p(n^{-3/2})$. A Taylor expansion argument can show that

the predictive risk of the MDP has the same asymptotic expansion up to $o(n^{-1})$ as that of the bootstrap. Thus Theorem 2 of [19] can be proven with the MDP predictive in place of the bootstrap predictive. Thus the predictive of the MDP with $c = 0$ must also dominate the standard Bayesian predictive. \square

3 Illustrations

3.1 Exponential family, [S1]

Suppose the centering model is an exponential family with parameter θ and sufficient statistic $s(x)$,

$$\mathcal{F}_\Theta = \{f_\theta(x) = g(x) \exp \{\theta^T s(x) - K(\theta)\}; \theta \in \Theta\}.$$

Under assumed regularity, by differentiating under the integral sign of (1) we find that our parameter of interest must satisfy $\mathbb{E}_{F_0} s(x) = \nabla_\theta K(\theta_0)$. For a particular F drawn from the posterior bootstrap, the expected sufficient statistic is

$$\nabla_\theta K(\tilde{\theta}^{(i)}) = \lim_{T \rightarrow \infty} \left\{ \sum_{j=1}^n w_j^{(i)} s(x_j) + \sum_{j=n+1}^{n+T} w_j^{(i)} s(x_j^{(i)}) \right\}.$$

with $\tilde{\theta}$ the posterior parameter value, and weights $w_{1:(n+T)}$ arising from the Dirichlet distribution as set out in Algorithm 1, and $x_j^{(i)} \sim f_{\tilde{\theta}}(\cdot)$, with $\tilde{\theta}$ drawn from the parametric posterior. This provides a simple geometric interpretation of our method, as (random) convex combinations of (randomly-weighted) empirical sufficient statistics and model sufficient statistics from the parametric posterior. The distribution of the random weights is governed by c and n only. Our method generates stochastic maps from misspecified posterior samples to corrected NP posterior samples, by incorporating empirical information in the data over and above that captured by the model.

3.2 Updating approximate posteriors [S2]: Variational Bayes uncertainty correction

Variational approximations to Bayesian posteriors are a popular tool for obtaining fast, scalable, but approximate Bayesian posterior distributions [4, 6]. The approximate nature of the variational update can be accounted for using our approach. Figure 1 shows a mean-field normal approximation q to a correlated normal posterior p , an example similar to one from [4], Section 10.1. We generated 100 observations from a bivariate normal distribution, centered at $(\frac{1}{2}, \frac{1}{2})$, with dimension-wise variances both equal to 1 and correlation equal to 0.9, and independent normal priors on each dimension, both centered at 0 with variance 100. Each posterior plotted is based on 10,000 posterior samples.

By applying the posterior bootstrap with a VB posterior (VB-NPL) in place of the Bayes posterior, we recover the correct covariance structure for decreasing

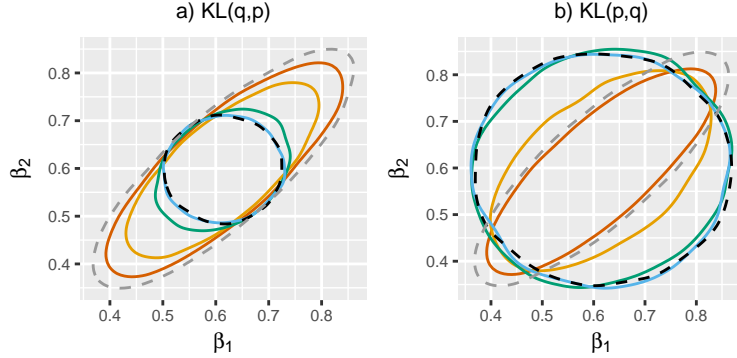


Figure 1: Posterior 95% probability contour for a bivariate Gaussian, comparing VB-NPL with $c \in \{1, 10^2, 10^3, 10^4\}$ (red, orange, green, blue respectively) to the known Bayes posterior (grey dashed line) and a VB approximation (black dashed line).

prior concentration c , and the effect of the VB centering model is clear. If instead of $d_{\text{KL}}(q, p)$ we use $d_{\text{KL}}(p, q)$ as the objective, as it is for expectation propagation, the model posterior uncertainty may be overestimated, but is still corrected for using the posterior bootstrap.

We demonstrate this in practice through a VB logistic regression model fit to the Statlog German Credit dataset, containing 1000 observations and 25 covariates (including intercept), from the UCI ML repository [16], preprocessing via [17]. An independent normal prior with variance 100 was assigned to each covariate, and 1000 posterior samples were generated for each method. We obtain a mean-field VB sample using automatic differentiation variational inference (ADVI) in Stan [27]. In Fig. 2 we show that the NP update effectively corrects the VB approximation for small values of c . Of course, local variational methods can provide more accurate posterior approximations to Bayesian logistic posteriors [26], though these too are approximations, that NP updating can correct.

When generating pseudo-samples for use in the posterior bootstrap, both features and classes are required. Given a set of features and a parameter draw from the mixing distribution, classes are generated according to the probability specified by the logistic distribution. For the features, in this example (and the example in Section 3.3) we repeatedly re-use the features of the dataset. In some applications additional features, independent but identically distributed as those in the dataset, may be available. In this case, these could instead be the basis of our pseudo-dataset.

Comparison with Bayesian logistic regression. The conventional Bayesian logistic regression assumes the true log-odds of each class is linear in the predictors, and would use MCMC for inference [33]. The MCMC samples, shown as points in Fig. 2, show a good match to the NPL update but MCMC requires

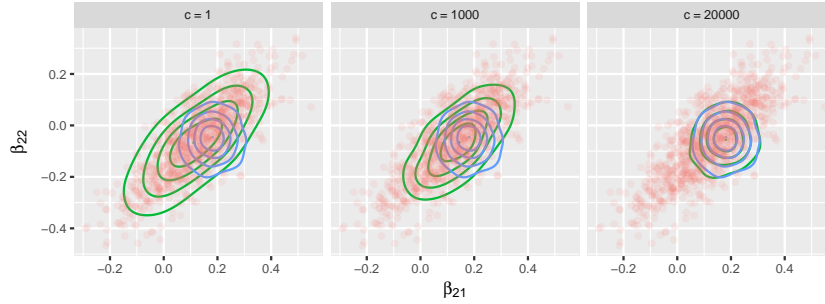


Figure 2: Posterior contour plot for β_{22} vs β_{21} , for VB-NPL (green) and VB (blue), for three different values of the concentration parameter c . Scatter plot is a sample from a Bayesian logistic posterior (red) via Polya-Gamma scheme.

a user defined burn-in and convergence checking. The runtime to generate 1 million samples by MCMC (discarding an equivalent burn-in), was 33 minutes, compared to 21 seconds with NPL, using an m5.24xlarge AWS instance with 96 vCPUs; a speed-up of 95 times. Additionally NPL has provably better predictive properties, as detailed in Section 2.7.

3.3 Directly updating the prior [S3]: Bayesian Random Forests, using synthetic generated data [S4]

Random forests (RF) [9] is an ensemble learning method that is widely used and has demonstrated excellent general performance [17]. We construct a Bayesian RF (BRF), via NP learning with decision trees, under a prior mixing distribution (scenario [S3] in Section 1). This enables the incorporation of prior information, via a prior prediction function, in a principled way that is not available to RF. The step-like generative likelihood function arising from the tree partition structure does not reflect our beliefs about the true sampling distribution; the trees are just a convenient compression of the data. Because of this we simply update the prior in the MDP by specifying $\pi(\gamma|x_{1:n}) = \pi(\gamma)$. Details of our implementation of BRF can be found in Appendix C.

Information sharing with pseudo-observations [S4]. We emulate the situation whereby two analysts, each with a separate dataset, wish to share information, but a privacy restriction prevents direct accessing of both datasets. To test our method, we split our dataset equally into an external training, internal training and test dataset. We compared an RF trained on the internal data to two different BRFs. The first is a non-informative BRF, obtained by setting $c = 0$, and trained on the internal dataset only. The second is an informative BRF (so $c > 0$), trained on an augmented dataset containing the internal dataset and pseudo-samples containing information from the external dataset, suitably weighted according to Algorithm 1. These pseudo samples are comprised of

the external features, along with class labels that are predictions from a non-informative BRF that has been trained on the external dataset. We assume that the posterior and predictive adequately preserves privacy. As a benchmark, we compared these methods to an RF trained on the combined internal and external datasets, a setup that incorporates all of the data but breaches the privacy constraints. See Figure 3 for a pictorial description of the four methods. We compared the test accuracy, over 100 repetitions, for a number of values of c , generating 10,000 prior pseudo-samples for the BRF method with $c > 0$, with all forests containing 100 trees.

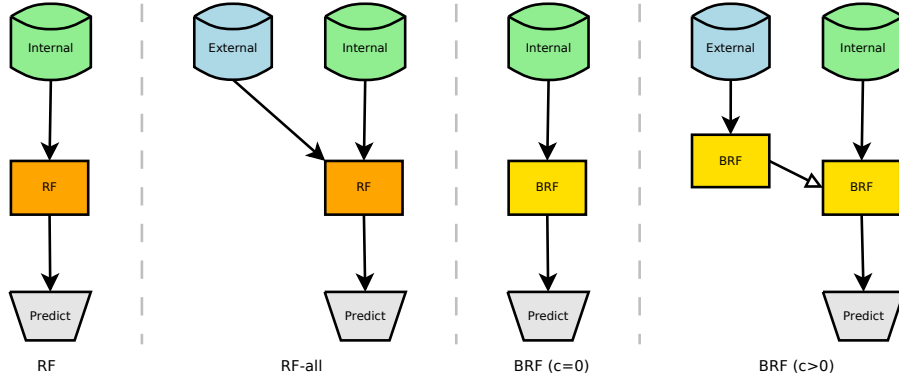


Figure 3: Depiction of the four methods tested in our BRF example.

Boxplots comparing our methods for 13 datasets from the UCI ML repository [16] can be found in Fig. 4. For small c , we find that BRF and RF have similar performance, but as c increases, more weight is given to the externally-trained component and we find that BRF outperforms RF. The best performance of our BRF tends to occur when c is set equal to the number of samples in the external training dataset, in line with our intuition of the role of c as an effective sample size. A figure demonstrating this can be found in Appendix C. Overall, the informative BRF provides a performance boost over RF; in fact the BRF accuracy is close to that obtained by the RF trained on both the internal and external datasets but without the need to share the data or the model.

3.4 Direct updating of utility functions [S5]: population median

We demonstrate inference for a population median, under a misspecified Gaussian model, with parameter of interest $\alpha_0 = \arg \min_{\alpha} \int |\alpha - x| dF_0(x)$, and an MDP prior centered at a $\mathcal{N}(\theta, 1)$ with prior $\pi(\theta) = \mathcal{N}(0, 10^2)$. We use the posterior bootstrap to generate posterior samples that incorporate the prior model information with that from the data. Figure 5 presents histograms of posterior medians given a sample of 20 observations from a skew-normal distribution with mean 0, variance 1 and median approximately -0.2 . The left-most histogram

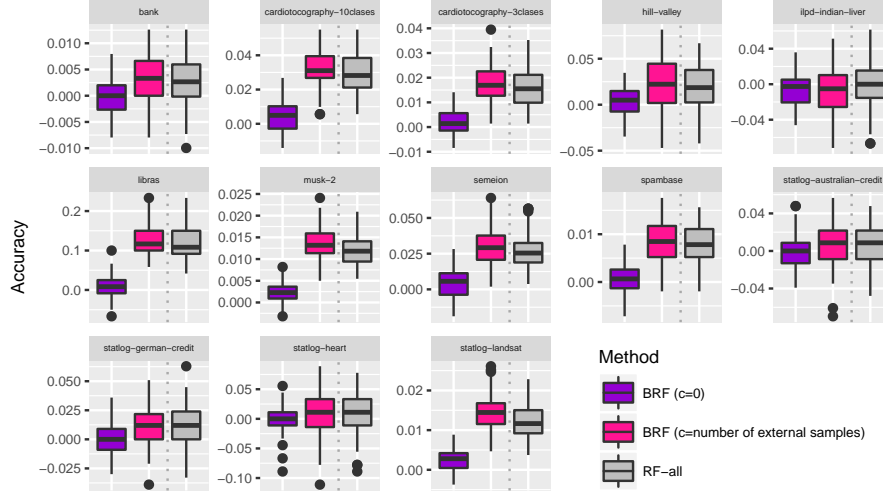


Figure 4: Boxplot of classification accuracy minus that of RF, for 13 UCI datasets and our 3 other methods.

is sharply peaked at the sample median but does not have support outside of (x_{\min}, x_{\max}) . As c grows smoothness from the parametric model is introduced to a point where the normal location parameter is used.

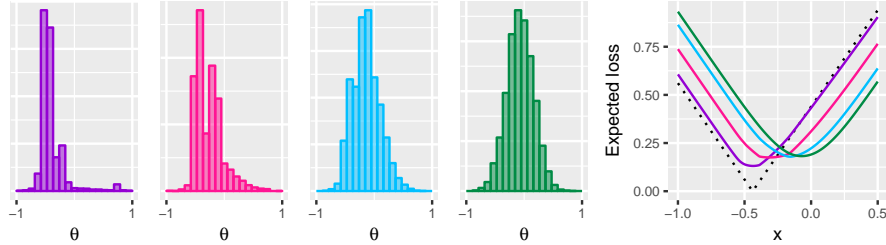


Figure 5: Posterior histogram for median (left to right) $c = 0, 20, 80, 1000$. Right-most: posterior expected loss as a function of observation x . Dotted line shows the loss to the sample median.

4 Discussion

We have introduced a new approach for scalable Bayesian nonparametric learning (NPL) for parametric models that both facilitates prior regularization via a baseline model, and corrects for model misspecification by incorporating an empirical component that has greater influence as the number of observations grows. A concentration parameter c encodes subjective beliefs on the validity

of the model; $c = \infty$ recovers Bayesian updating under the baseline model, and $c = 0$ ignores the model entirely. Under regularity conditions, asymptotically, our method closely matches parametric Bayesian updating if the posited model were indeed true, and will provide a superior predictive if the model is misspecified. Additionally, our construction admits a trivially parallelizable sampler without the drawbacks of common MCMC-based samplers.

Our approach can be seen to blur the boundaries between Bayesian and frequentist inference. Conventionally, the Bayesian approach conditions on data and treats the unknown parameter of interest as if it was a random variable with some prior on a known model class. Whereas, the frequentist approach treats the object of inference as a fixed but unknown constant and characterizes uncertainty through the finite sample variability of an estimator targetting this value. Here we randomize an objective function (an estimator) according to a Bayesian nonparametric prior on the sampling distribution leading to a quantification of subjective beliefs on the value that would be returned by the estimator under an infinite sample size. In Appendix D we provide a review of the foundations of statistical models in this context.

At the heart of our approach is the notion of Bayesian updating via randomized objective functions through the posterior bootstrap. The posterior bootstrap acts on an augmented dataset, comprised of data and posterior predictive synthetic-samples, under which randomized maximum likelihood estimators provide a well-motivated quantification of uncertainty without assuming much about the data-generating mechanism. The precursor to this is the weighted likelihood bootstrap, which utilized a simpler form of randomization that ignored prior information. Our approach provides scope for quantifying uncertainty for more general machine learning models by randomizing their objective function suitably.

A Posterior Bootstrap for model misspecification

We present our posterior bootstrap for the particular case of correction of posterior samples under model misspecification. We use the stick-breaking construction here to sample from the model component, which is applicable in the general setting of Section 2.4 of the paper as well.

Algorithm 2: The Posterior Bootstrap for model misspecification

Data: Dataset $x_{1:n} = (x_1, \dots, x_n)$.
Parametric model $\mathcal{F} = \{f_\theta(x); \theta \in \Theta\}$ and prior $\pi(\theta)$.
Dirichlet process concentration parameter c .
Stick-breaking tolerance ϵ .

begin
 for $i = 1, \dots, B$ **do**
 Draw model posterior parameter $\theta^{(i)} \sim \pi(\theta|x_{1:n})$;
 Draw model vs data weight: $s^{(i)} \sim \text{Beta}(c, n)$;
 Set data weights $w_{1:n}^{(i)} = (1 - s^{(i)})v_{1:n}^{(i)}$, with
 $v_{1:n}^{(i)} \sim \text{Dirichlet}(1, \dots, 1)$;
 Set $v_{\text{rem}} = c/(c + n)$, $T = 0$;
 while $v_{\text{rem}} \geq \epsilon$ **do**
 $T \rightarrow T + 1$;
 Draw posterior pseudo-sample $x_T^{(i)} \sim f_{\theta^{(i)}}$;
 Stick-break $w_T^{(i)} = s^{(i)} \prod_{j=1}^{T-1} (1 - v_{n+j}^{(i)})v_{n+T}^{(i)}$ with
 $v_T^{(i)} \sim \text{Beta}(1, c)$;
 Update $v_{\text{rem}} = c/(c + n) \prod_{j=1}^T (1 - v_{n+j}^{(i)})$;
 end
 Compute parameter update
 $\tilde{\theta}^{(i)} = \arg \max_{\theta} \left\{ \sum_{j=1}^n w_j^{(i)} \log f_\theta(x_j) + \sum_{j=1}^T w_{n+j}^{(i)} \log f_\theta(x_{n+j}^{(i)}) \right\}$;
 end
 Return NP posterior sample $\{\tilde{\theta}^{(i)}\}_{i=1}^B$.
end

B Setting the MDP concentration parameter

The MDP concentration parameter c represents the subjective faith we have in the model: setting $c = 0$ means we discard the baseline model completely; whereas for $c = \infty$ we obtain the Bayesian posterior, equivalent to knowing that the model is true.

One way that the concentration parameter may be set in practice would be to calibrate a priori uncertainty via the variance of the population mean. It is

straightforward to show that under an $\text{MDP}(\pi(\theta), c, f_\theta(\cdot))$, the variance in the mean functional is given by

$$\text{var } \mu(\theta) + \frac{1}{1+c} \mathbb{E} \sigma^2(\theta)$$

where $\mu(\theta)$ is the mean of $x|\theta$ under the mode, and $\sigma^2(\theta)$ is the variance of $x|\theta$, and the variance and expectation in the expression above are with respect to the prior π . Focus then is on the elicitation of the true variance in this functional, inclusive of model uncertainty; once we have this we can solve for c .

C Bayesian Random Forests - further details

We implemented our BRF by rewriting the fitting routine for the Scikit-learn `RandomForestClassifier` class [32]. Instead of applying bootstrap aggregation as RF does, for each tree we construct an augmented dataset, containing the internal training data and external pseudo-data. We then fit the decision tree to the augmented dataset, suitably weighted.

If the concentration parameter c is set to zero then no prior data is necessary; we just need to generate sample weights $w_{1:n} \sim \text{Dirichlet}(1, \dots, 1)$ and fit the weighted tree. When $c > 0$ we use a BRF with $c = 0$ to generate the external pseudo-data, by fitting it to the external data. External features and class labels generated by predictions from this prior-trained BRF are used as the prior pseudo-data to construct the augmented dataset. If T pseudo-observations are generated, $x_{(n+1):(n+T)}$ are generated and augmented to our training data $x_{1:n}$, we generate a vector of $\text{Dirichlet}(1, \dots, 1, c/T, \dots, c/T)$ weights, relating to observations $(x_1, \dots, x_n, x_{n+1}, \dots, x_{n+T})$, with which to fit our tree. Stick-breaking could be used similarly.

When training RF decision trees, terminal node splits are made until the leaves only contain training data from a single class. This is computationally problematic for our BRF method, as after augmenting our internal training data with a large pseudo-dataset of samples, trees may need to grow ever deeper until leaf purity is attained. To avert this issue, we threshold the proportion of sample weight required to be present across samples at a node before a split can take place. This can be done via the `min_weight_fraction_leaf` argument of the Scikit-learn RF class. In our testing we set a weight proportion threshold of $0.5(n+c)^{-1}$.

Internal, external and test data were obtained by equal sized class-stratified splits. Each forest contained 100 trees, and 10,000 external pseudo-samples were generated for the BRFs with $c > 0$. Predictions were made in our BRF as usual by majority vote across the forest of trees.

A plot of the average classification accuracy as a function of c is given for the Bank dataset in Figure 6. As discussed in Section 3.3, for small c the external data is given little weight and our method performs similar to an RF trained only on the internal data. As c grows, the accuracy improves, peaking around where c is equal to the number of external samples. This peak performance is

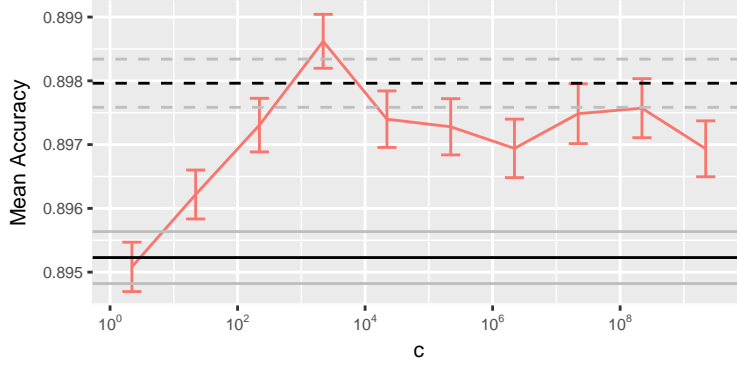


Figure 6: Mean classification accuracy vs c for RF (black solid), RF-all (black dashed), and BRF (red) for varying c . over 100 repetitions, for the Bank dataset. Error bars represent one standard error from the mean. The BRF with $c = 0$ has a mean accuracy of 0.895 and a standard error of 0.0004.

roughly the same as that attained by an RF trained on both the external and internal data.

Note that when setting $c = 0$ our method is equivalent to Bayesian bootstrapping random decision trees. [40] uses the Bayesian bootstrap as an underlying model of the data-generating mechanism, viewing the randomly weighted trees generated as a posterior sample over a functional of the unknown data-generating mechanism, similar to our construction. Previously, a number of attempts have been made in the literature to construct Bayesian models for decision trees [12, 15] but the associated MCMC sampling routines tend to mix poorly. Our method, whilst remaining honest that our trees are poor generative models, is very similar to RF in nature and performance, however has the additional benefit of enabling the user to incorporate prior information via a prediction function, in a principled manner.

D The nature of statistical models

To understand the scope and impact of model misspecification as covered in this paper it is interesting to consider the motivation for statistical modelling and the goal of the statistical method. Fisher considered the latter in the seminal paper [18].

“the object of statistical methods is the reduction of data. A quantity of data, which usually by its mere bulk is incapable of entering the mind, is to be replaced by relatively few quantities which shall adequately represent the whole, or which, in other words, shall contain as much as possible, ideally the whole, of the relevant information contained in the original data.”

Although conditional on a model being ‘true’ it can be possible for a reduction to preserve the information contained in the data, in practical reality this will lead to an information loss. [14] explain that modelling aids the interpretation of the phenomena underlying the data, helping to separate out the meaningful features from the accidental. [7] points out that a Bayesian approach to statistical inference allows the scientist to focus more on modelling aspects, as the other elements of the analysis such as inference and decision follow automatically once the model and prior is specified. These perspectives have particular relevance in the modern era of large, complex datasets, and hence models. Information loss can be manifest, and features of interest to the practitioner may be relatively simple, in comparison to the data-generating mechanism. The Bayesian approach in this instance can be particularly demanding as a global model of the scientific phenomenon is required.

Traditionally, model misspecification was mainly dealt with as part of the model-building process. As an example, [8] describes the scientific method as an iteration between an inductive step, where a tentative theory (model) is put forward, followed by a deductive step, where deductions conditional on this theory may lead to acceptance or rejection of the theory. From this perspective, if model misspecification exists, this would be picked up in the deductive step, and picked up in a subsequent inductive step. This idea is quite widely accepted; posterior predictive checks are a common means of performing the model checking [21].

One problem with this approach is that it says little about what to do if this iterative process does not converge, for reasons of some type of resource constraint. This has led to some more recent research in the area of model misspecification, where the consequences of a model being wrong are considered. One idea is to change the model in some way, to make it more robust to misspecification [36, 22, 24]. Another idea is to work directly with beliefs for specific parameters of interest. [5] developed a decision-theoretic approach around this idea, showing that a belief update for such functionals should exist, and further providing the functional form of posterior distributions for decision functionals that maximise an expected utility. All this is done under the assumption that the true data-generating mechanism is unknown. Applications of such an approach can be found in [39], and [29], where the calibration of a data-to-prior scale is performed by information-matching to a Bayesian bootstrap. In related work [42] explored the behaviour of such decision functionals in KL-neighbourhoods of the approximating model.

We have developed a methodology that deals with the problem of model misspecification directly and transparently, by using the information from a Bayesian model to center beliefs about the underlying data-generating mechanism. As well as being generally applicable to models and more targeted parameters, our idea extends to providing an uncertainty correction for approximate models such as VB.

References

- [1] Hirotugu Akaike. Likelihood of a model and information criteria. *Journal of Econometrics*, 16(1):3–14, 1981.
- [2] Charles E. Antoniak. Mixtures of Dirichlet Processes with Applications to Bayesian Nonparametric Problems. *Annals of Statistics*, 2(6):1152–1174, 1974.
- [3] José M. Bernardo and Adrian F. M. Smith. *Bayesian Theory*. Wiley, Chichester, 2006.
- [4] Christopher M. Bishop. *Pattern Recognition and Machine Learning*. Information Science and Statistics. Springer, 2006.
- [5] P. G. Bissiri, C. C. Holmes, and S. G. Walker. A general framework for updating belief distributions. *Journal of the Royal Statistical Society. Series B: Statistical Methodology*, 78(5):1103–1130, 2016.
- [6] David M. Blei, Alp Kucukelbir, and Jon D. McAuliffe. Variational Inference: A Review for Statisticians. *Journal of the American Statistical Association*, 112(518):859–877, 2017.
- [7] G E P Box and G C Tiao. *Bayesian Inference in Statistical Analysis*. A Wiley-Interscience publication. Wiley, 1992.
- [8] George E. P. Box. Science and Statistics. *Journal of the American Statistical Association*, 71(356):791–799, 1976.
- [9] Leo Breiman. Random Forests. *Machine Learning*, pages 1–33, 2001.
- [10] K P Burnham and D R Anderson. *Model Selection and Multimodel Inference: A Practical Information-Theoretic Approach*. Springer New York, 2003.
- [11] Gary Chamberlain and Guido W. Imbens. Nonparametric Applications of Bayesian Inference. *Journal of Business & Economic Statistics*, 21(1):12–18, 2003.
- [12] Hugh A. Chipman, Edward I. George, and Robert E. McCulloch. Bayesian CART Model Search. *Journal of the American Statistical Association*, 93(443):935–948, 1998.
- [13] D. R. Cox. Tests of Separate Families of Hypotheses. (2), 1961.
- [14] D R Cox and D V Hinkley. *Theoretical Statistics*. Taylor & Francis, 1979.
- [15] David G. T. Denison, Bani K. Mallick, and Adrian F. M. Smith. A Bayesian CART Algorithm. *Biometrika*, 85(2):363–377, 1998.
- [16] Dua Dheeru and Efi Karra Taniskidou. UCI Machine Learning Repository, 2017.

- [17] Manuel Fernández-Delgado, Eva Cernadas, Senén Barro, and Dinani Amorim. Do we Need Hundreds of Classifiers to Solve Real World Classification Problems? *Journal of Machine Learning Research*, 15:3133–3181, 2014.
- [18] R. A. Fisher. On the Mathematical Foundations of Theoretical Statistics. *Philosophical Transactions of the Royal Society A*, 222:309–368, 1922.
- [19] Tadayoshi Fushiki. Bootstrap prediction and Bayesian prediction under misspecified models. *Bernoulli*, 11(4):747–758, 2005.
- [20] Tadayoshi Fushiki. Bayesian bootstrap prediction. *Journal of Statistical Planning and Inference*, 140(1):65–74, 2010.
- [21] Andrew Gelman and Cosma Rohilla Shalizi. Philosophy and the practice of Bayesian statistics. *British Journal of Mathematical and Statistical Psychology*, 66(1):8–38, 2012.
- [22] P Grünwald. The Safe Bayesian: learning the learning rate via the mixability gap. *23rd International Conference Algorithmic Learning Theory*, 2012.
- [23] Nils L. Hjort, Chris Holmes, Peter Müller, and Stephen G. Walker. *Bayesian Nonparametrics*. Cambridge Series in Statistical and Probabilistic Mathematics. Cambridge University Press, 2010.
- [24] C. C. Holmes and S. G. Walker. Assigning a value to a power likelihood in a general Bayesian model. *Biometrika*, 104(2):497–503, 2017.
- [25] Peter J. Huber. The behavior of maximum likelihood estimates under nonstandard conditions. *Proceedings of the fifth Berkeley symposium on ...*, pages 221–233, 1967.
- [26] Tommi S. Jaakkola and Michael I. Jordan. A variational approach to Bayesian logistic regression models and their extensions. *International Workshop on Artificial Intelligence and Statistics*, 1997.
- [27] Alp Kucukelbir, Rajesh Ranganath, Andrew Gelman, and David M. Blei. Automatic Variational Inference in Stan. In *Advances in Neural Information Processing Systems 28*, volume 1, pages 1–9, 2015.
- [28] Albert Y. Lo. On a Class of Bayesian Nonparametric Estimates: I. Density Estimates. *Annals of Statistics*, 12(1):351–357, 1984.
- [29] S. P. Lyddon, C. C. Holmes, and S. G. Walker. General Bayesian Updating and the Loss-Likelihood Bootstrap. *arxiv preprint 1709.07616*, pages 1–14, 2018.
- [30] Ulrich K Müller. Risk of Bayesian Inference in Misspecified Models, and the Sandwich Covariance Matrix. *Econometrica*, 81(5):1805–1849, 2013.

- [31] Michael A. Newton and Adrian E. Raftery. Approximate Bayesian Inference with the Weighted Likelihood Bootstrap. *Journal of the Royal Statistical Society Series B-Statistical Methodology*, 56(1):3–48, 1994.
- [32] F. Pedregosa, G. Varoquaux, A. Gramfort, V. Michel, B. Thirion, O. Grisel, M. Blondel, P. Prettenhofer, R. Weiss, V. Dubourg, J. Vanderplas, A. Passos, D. Cournapeau, M. Brucher, M. Perrot, and E. Duchesnay. Scikit-learn: Machine Learning in Python. *Journal of Machine Learning Research*, 12:2825–2830, 2011.
- [33] Nicholas G. Polson, James G. Scott, and Jesse Windle. Bayesian Inference for Logistic Models Using Pólya–Gamma Latent Variables. *Journal of the American Statistical Association*, 108(504):1339–1349, 2013.
- [34] Christian P. Robert. *The Bayesian Choice: From Decision-Theoretic Foundations to Computational Implementation*. Springer Texts in Statistics. Springer New York, 2007.
- [35] Christian P. Robert and George Casella. *Monte Carlo Statistical Methods*. Springer Texts in Statistics. Springer New York, 2005.
- [36] Richard Royall and Tsung Shan Tsou. Interpreting statistical evidence by using imperfect models: Robust adjusted likelihood functions. *Journal of the Royal Statistical Society. Series B: Statistical Methodology*, 65(2):391–404, 2003.
- [37] Jayaram Sethuraman. A constructive definition of Dirichlet Process Priors. pages 1–12, 1991.
- [38] Hidetoshi Shimodaira. Improving predictive inference under covariate shift by weighting the log-likelihood function. *Journal of Statistical Planning and Inference*, 90(2):227–244, 2000.
- [39] Nick Syring and Ryan Martin. Likelihood-free Bayesian inference on the minimum clinically important difference. *arXiv.org*, 2015.
- [40] Matt Taddy, Chun-Sheng Chen, Jun Yu, and Mitch Wyle. Bayesian and Empirical Bayesian Forests. In *Proceedings of the 32nd International Conference on Machine Learning, Lille, France, 2015.*, volume 37, 2015.
- [41] Stephen G. Walker. Bayesian inference with misspecified models. *Journal of Statistical Planning and Inference*, 143(10):1621–1633, 2013.
- [42] James Watson and Christopher C. Holmes. Approximate Models and Robust Decisions. *Statistical Science*, pages 1–36, 2016.
- [43] Halbert White. Maximum Likelihood Estimation of Misspecified Models. *Econometrica*, 50(1):1–25, 1982.