

Bayesian Deep Learning on a Quantum Computer

Zhikuan Zhao,^{1,2} Alejandro Pozas-Kerstjens,³ Patrick Rebentrost, and Peter Wittek^{4,5,6,7}

¹*Singapore University of Technology and Design, 8 Somapah Road, Singapore 487372*

²*Centre for Quantum Technologies, National University of Singapore, 3 Science Drive 2, Singapore 117543*

³*ICFO-Institut de Ciències Fotoniques, The Barcelona Institute of Science and Technology, 08860 Castelldefels (Barcelona), Spain*

⁴*Rotman School of Management, University of Toronto, M5S 3E6 Toronto, Canada*

⁵*Creative Destruction Lab, M5S 3E6 Toronto, Canada*

⁶*Vector Institute for Artificial Intelligence, M5G 1M1 Toronto, Canada*

⁷*Perimeter Institute for Theoretical Physics, N2L 2Y5 Waterloo, Canada*

Bayesian methods in machine learning, such as Gaussian processes, have great advantages compared to other techniques. In particular, they provide estimates of the uncertainty associated with a prediction. Extending the Bayesian approach to deep architectures has remained a major challenge. Recent results connected deep feedforward neural networks with Gaussian processes, allowing training without backpropagation. This connection enables us to leverage a quantum algorithm designed for Gaussian processes and develop new algorithms for Bayesian deep learning on quantum computers. The properties of the kernel matrix in the Gaussian process ensure the efficient execution of the core component of the protocol, quantum matrix inversion, providing a polynomial speedup with respect to classical algorithm. Furthermore, we demonstrate the execution of the algorithm on contemporary quantum computers and analyze its robustness to realistic noise models.

I. INTRODUCTION

The Bayesian approach to machine learning provides a clear advantage over traditional techniques: namely, it provides information about the uncertainty in their predictions. But not only that, they have further advantages, including automated ways of learning structure and avoiding overfitting, a principled foundation [1], and robustness to adversarial attacks [2, 3]. The Bayesian framework has been making advances in various deep architectures [4, 5]. Some recent advances made a connection between a quintessentially Bayesian model, Gaussian processes (GPs) [6], and deep feedforward neural networks [7, 8].

Parallel to these developments, quantum technologies have been making advances in machine learning. A new breed of quantum neural networks is aimed at current and near-future quantum computers [9–13], which is in stark contrast with attempts in the past [14]. Some constraints must be observed that are unusual to classical machine learning algorithms. In particular, the protocol must be coherent, that is, we require from a quantum machine learning algorithm that it is described by a unitary map that maps input nodes to output nodes. While the common wisdom is that nonlinear activation is a necessary component in neural networks, a linear, unitary mapping between the inputs and outputs actually reduces the vanishing gradient problem [15, 16]. Training a hierarchical representation in a unitary fashion is also possible on classical computers [17, 18]. So while this constraint is unusual, it is not entirely unheard of in classical machine learning, and it is the most common setting in quantum-enhanced machine learning [19]. Furthermore, the description of quantum mechanics uses complex numbers and some promising results in machine learning show advantages using these over real numbers [20].

In this paper, we exploit the connection between deep learning and Gaussian processes and rely on a quantum-enhanced protocol for the latter [21] to develop new algorithms that fit contemporary quantum computers. We implement the algorithm on both Rigetti Forest [22] and IBM QISKit [23] software stacks, analyzing how noise affects the success of the calculations on both quantum simulators. To run on real quantum processing units, we implement a simplified, shallow-circuit version of the protocol, and compare the outcome with the simulations. The source code is available under an open source license [24].

II. BACKGROUND

We briefly review the connection between deep neural networks and Gaussian processes (Section II A) and the quantum Gaussian process protocol (Section II B), which are the key elements of our algorithm.

A. Gaussian processes and deep learning

The correspondence between Gaussian processes and a neural network with a single hidden layer is well-known [25]. Let $z(x) \in \mathbb{R}^{d_{out}}$ denote the output with input $x \in \mathbb{R}^{d_{in}}$, with $z_i(x)$ denoting the i^{th} component of the output layer. If the weight and bias parameters are taken to be i.i.d, each z_i will be a sum of i.i.d terms. If the hidden layer has infinite width, the Central Limit Theorem implies that z_i follows a Gaussian distribution. Now let us consider a set of k input data points, with corresponding outputs $\{z_i(x^{[1]}), z_i(x^{[2]}), \dots, z_i(x^{[k]})\}$. Any finite collection of the set will follow a joint multivariate Gaussian distribution. Therefore z_i corresponds to a GP, $z_i \sim \mathcal{GP}(\mu, K)$. Conventionally, the parameters are chosen to have zero mean, so the mean of the GP, μ , is equal to zero. The covariance matrix K is given by $K(x, x') = \mathbb{E}[z_i(x)z_i(x')]$.

The Bayesian training of the neural network corresponds to computing the posterior distribution of the given GP model. That is, calculating the mean and variance of the predictive distribution from inverting the covariance matrix. Choosing the GP prior amounts to the selection of the covariance function and tuning the corresponding hyper-parameters. These include the information of the neural network model class, depth, nonlinearity, and weight and bias initializations.

This argument is easily generalized to a deep neural network architecture in a recursive manner [7, 8]. Let z_i^l denote the i^{th} component of the output of the l^{th} layer. By induction it follows that $z_i^l \sim \mathcal{GP}(0, K^l)$. The covariance matrix on the l^{th} layer is given by $K^l(x, x') = \mathbb{E}[z_i^l(x)z_i^l(x')]$. To explicitly compute $K^l(x, x')$, we need to specify the variance on the weight and bias parameters, σ_w^2 and σ_b^2 , as well as the nonlinearity ϕ . In a single-line recursive formula, this reads as

$$K^l(x, x') = \sigma_b^2 + \sigma_w^2 \mathbb{E}[\phi(z_i^{l-1}(x))\phi(z_i^{l-1}(x'))],$$

where $z_i^{l-1} \sim \mathcal{GP}(0, K^{l-1})$. The base case of the induction is given by $K^0(x, x') = \sigma_b^2 + \sigma_w^2 \left(\frac{x \cdot x'}{d_{in}} \right)$.

Remarkably, numerical experiments suggest that the infinite-width neural network trained with Gaussian priors outperforms finite deep neural networks trained with stochastic gradient descent in many cases.

B. Quantum Gaussian process algorithm

A quantum algorithm for Gaussian process regression was introduced in Ref. [21]. Given a supervised learning problem with a training dataset with input points $\{x_i\}_{i=0}^{n-1}$ and corresponding output points $\{y_i\}_{i=0}^{n-1}$, the quantum GP algorithm leverages the quantum linear system subroutine introduced in Ref. [26], and computes a GP model's mean predictor,

$$\bar{f}_* = k_*^T (K + \sigma_n^2 I)^{-1} y \quad (1)$$

and variance predictor,

$$\mathbb{V}[f_*] = k(x_*, x_*) - k_*^T (K + \sigma_n^2 I)^{-1} k_*. \quad (2)$$

Here $(K + \sigma_n^2 I)$ denotes the model's covariance matrix with Gaussian noise entries of variance σ_n^2 , and k_* denotes the row in the covariance matrix that corresponds to the target point for prediction.

Assuming a black-box access to the matrix elements of K , the quantum GP algorithm simulates $(K + \sigma_n^2 I)$ as a Hamiltonian acting on an input state, $|b\rangle$, and performs quantum phase estimation [27] to extract the eigenvalues of $(K + \sigma_n^2 I)$. By inverting the eigenvalues in a quantum superposition and constructing a controlled-rotation on an ancillary system base on the inverted eigenvalues, the algorithm probabilistically completes a computation for $(K + \sigma_n^2 I)^{-1}|b\rangle$. Depending on whether we aim at computing the mean predictor or the variance predictor, we choose $|b\rangle = |y\rangle$ or $|b\rangle = |k_*\rangle$, which encodes the classical vectors y or k_* respectively. Finally, a quantum inner product routine allows for a good estimation of the quantities $k_*^T (K + \sigma_n^2 I)^{-1} y$ and $k_*^T (K + \sigma_n^2 I)^{-1} k_*$, which leads to the goal of a GP regression model computation.

The quantum GP algorithm runs in $\tilde{O}(\log(n))$ time when K is sparse and well-conditioned. A caveat here is that the quantum algorithm only runs in logarithmic time for sparse covariance matrices, and this could restrict the form of the non-linear function or other parameters in the network architecture. The simulation of sparse Hamiltonians is more efficient when using quantum computers [28–30]. This can be addressed by tapering the covariance function using a compactly supported function [31]; a similar methodology is also known in kernel methods [32]. Furthermore, one could apply the methods in Ref. [33] to construct a $\mathcal{O}(\sqrt{n})$ time algorithm for Gaussian processes. This should ensure at least a polynomial quantum speedup for general constructions. Subsequently to the quantum GP algorithm, a corresponding quantum method for enhancing the training and model selection of GPs was introduced in Ref. [34].

III. QUANTUM BAYESIAN TRAINING OF NEURAL NETWORKS

This correspondence between neural networks and Gaussian processes can be leveraged to conduct Bayesian training of deep neural networks with a Gaussian prior. Here we address the quantum method to evaluate the posterior distribution given a GP prior based on the protocol described in Ref. [21].

In Ref. [7], the authors used a ReLU activation function, which requires calculating the arccos function. Predecessor papers used different activations, all yielding different kernels to calculate or approximate [35, 36].

The base case covariance matrix K^0 has elements

$$K^0(x, x') = \sigma_b^2 + \sigma_w^2 \left(\frac{x \cdot x'}{d_{in}} \right).$$

These need to be stored in and queried from a quantum random access memory [37] in order to construct the (controlled) unitary operator $e^{iK^0 t}$, which is a key component in quantum phase estimation [27]. Creating a quantum random access memory remains a major engineering challenge, and therefore we resort to classical state preparation in the experimental section. K^0 is a real symmetric, positive semi-definite matrix, which needs a normalization by its trace to qualify as a quantum state [38].

Subsequently, we need to propagate the covariance matrix forward in the network. For general non-linear activation functions this can only be done with numerical integration, which seems quite unreachable to implement coherently with contemporary quantum computers. A complete quantum protocol would require a large number of qubits and at least polynomial size quantum circuits, which remains out of reach with current technology. However, a useful special case amounts to using only the ReLU non-linear activation on every layer. In this case, the l^{th} layer covariance matrix has an analytical formula:

$$K^l(x, x') = \sigma_b^2 + \frac{\sigma_w^2}{2\pi} \sqrt{K^{l-1}(x', x')K^{l-1}(x, x)} \left(\arcsin(\theta_{x, x'}^{l-1}) - (\pi - \theta_{x, x'}^{l-1}) \arccos(\theta_{x, x'}^{l-1}) \right), \quad (3)$$

where

$$\theta_{x, x'}^l = \arccos \left(\frac{K^l(x, x')}{\sqrt{K^l(x, x)K^l(x', x')}} \right).$$

The non-linear functions featured in Eq. (3) can be approximated by polynomial series with some convergence conditions. The factor $K^l(x, x)K^l(x', x')$ represents outer products between the two identical vectors of diagonal entries in K^l . As such, the computation of Eq. (3) can be decomposed into such outer product operations combined with element-wise matrix multiplication.

For the remaining discussion, we briefly introduce the mathematical formalism of quantum computing. In particular, a ket $|x\rangle$ denotes a column vector $x \in \mathbb{C}^d$ for some dimension d , with norm 1. Its complex conjugate is a bra $\langle x|$. A ket represents a pure quantum state. A quantum computer essentially transforms quantum states into quantum states, and the result of the quantum computation is a quantum state with some desired properties. The density matrix of a pure state is the outer product of ket and the corresponding bra, and it is a positive semidefinite matrix with trace 1. For pure states, the density matrix is an equivalent way of describing a quantum state. In addition, the density matrix allows to describe mixed quantum states, i.e. statistical ensembles of pure states. For more details on quantum computations, we refer the reader to Ref. [39].

For the quantum algorithms used in the present work we can assume two data-input models. First, we can assume efficient computability or oracular access to the matrix elements of the covariance matrix K^0 . In this model, the quantum simulation methods of [40?] can be used in the quantum GP algorithm, as long as the assumptions of these methods are satisfied. Second, we can assume that the covariance matrix is presented as the quantum density matrix of a qubit system. Multiple copies of such a density matrix allow the use of a method inspired by the quantum principle component analysis algorithm [38]. We discuss the first method for the single-layer case and the second method for the multiple-layer case.

A. Single-layer case

Assume that we are given oracle access to the matrix elements of the base case:

$$O_{K^0}|j, k\rangle|z\rangle \rightarrow |j, k\rangle|z \oplus K_{jk}^0\rangle,$$

where the matrix elements are denoted as $K_{jk}^0 = K^0(x_j, x_k)$. The desired kernel function of Eq. (3) can be implemented by oracle queries using ancillary labelling registers with $|j, j\rangle$, $|k, k\rangle$ and $|j, k\rangle$, as well as an additional register which stores the value of a classical computation step. This procedure can be described as follows:

$$O_{K^0}|j, j\rangle|k, k\rangle|j, k\rangle|0\rangle \rightarrow |j, j\rangle|k, k\rangle|j, k\rangle|0 \oplus K_{jk}^1\rangle. \quad (4)$$

With the oracle access to the elements of K^0 , the first, and final, layer covariance matrix K^1 can be classically computed and simulated as a Hamiltonian used in the quantum GP algorithm.

B. Multi-layer case

In the case of multi-layer network architectures, we describe a method to simulate the l^{th} -layer kernel matrix as a Hamiltonian. Our approach is inspired by the quantum principle component analysis algorithm [38] where the density matrix ρ of a quantum state is treated as a Hamiltonian, and used to construct the desired controlled unitary $e^{it\rho}$ acting on a target quantum state for a time period t . This is an unusual concept for classical machine learning and classical algorithms: a high-dimensional vector becomes an operator on itself to reveal its own eigenstructure. A throughout description of this density matrix-based Hamiltonian simulation procedure is presented in Ref. [41]. Here we will first give an overall description of the quantum method, while the detailed analysis is presented later in the paper.

In order to apply density matrix-based Hamiltonian simulation using the l^{th} -layer kernel, we need to incorporate methods to compute certain element-wise matrix operations between two density matrices. It is convenient to define the following:

$$S_1 = \sum_{j,k} |j\rangle\langle k| \otimes |j\rangle\langle k| \otimes |k\rangle\langle j|,$$

$$S_2 = \sum_{j,k} |j\rangle\langle j| \otimes |k\rangle\langle k| \otimes |k\rangle\langle j|.$$

With an augmented density matrix exponentiation scheme, S_1 computes exponential of the Hadamard product of two density matrices, while S_2 computes the exponential of the outer product between the diagonal entries of two density matrices. Specifically, we have

$$\text{tr}_{1,2}\{e^{-iS_1\delta}(\rho_1 \otimes \rho_2 \otimes \sigma)e^{iS_1\delta}\} = \exp[-i(\rho_1 \odot \rho_2)\delta]\sigma \exp[i(\rho_1 \odot \rho_2)\delta] + \mathcal{O}(\delta^2), \quad (5)$$

where $\rho_1 \odot \rho_2$ denotes the Hadamard product between ρ_1 and ρ_2 , and $\text{tr}_{1,2}$ denotes tracing out the first and second subsystems, respectively. The factor δ represents a small evolution time with the operator in the exponents. We also have

$$\text{tr}_{1,2}\{e^{-iS_2\delta}(\rho_1 \otimes \rho_2 \otimes \sigma)e^{iS_2\delta}\} = \exp[-i(\rho_1 \oslash \rho_2)\delta]\sigma \exp[i(\rho_1 \oslash \rho_2)\delta] + \mathcal{O}(\delta^2), \quad (6)$$

where $\rho_1 \oslash \rho_2$ denotes taking the outer product between the diagonal entries of ρ_1 and ρ_2 . The derivation of Eqs. (5) and (6) are presented later in Section III C. Both S_1 and S_2 are sparse and thus efficiently simulable as a Hamiltonian with quantum walk based methods [30, 40?]. A similar method of using a modified version of the SWAP operator combined with density matrix exponentiation scheme was used in [42] for a quantum singular value decomposition algorithm.

In order to approximately compute the non-linear function of Eq. (3), we make use of a polynomial series in $K^0(x, x')$. Note that due to the structure of Eq. (3), the products involved in this polynomial series are the Hadamard products denoted by \odot , and the diagonal outer products denoted by \oslash . We will denote the polynomial in K^0 to the order $N(l)$ which approximates the l^{th} layer kernel function as $P_{\odot, \oslash}^N(K^0)$.

We note that by using a generalized \tilde{S} operator which combines the components in S_1 and S_2 , one can implement a total N number of \odot and \oslash operations in arbitrary orders. In Section III C, we will show this simply amounts to summing over the tensor product of the projectors $|j\rangle\langle j|$, $|j\rangle\langle k|$, and $|k\rangle\langle k|$. Similar polynomial series simulation

problems were addressed in [41, 43], but the type of product considered was standard matrix multiplication instead of element-wise operations.

The quantum technique described above combined with using the series expansions of the non-linear functions in Eq. (3), gives us a way to approximate $e^{itK^l}\sigma e^{-itK^l}$, where σ is an arbitrary input state. Hence given multiple copies of a density matrix which encodes the initial layer covariance matrix, K^0 , the unitary operator, $\exp(-itK^l)$ can be constructed to act on a arbitrary input state, as required by applying the quantum GP algorithm described in Section II B. Note that there is a subtle but crucial difference between the single-layer and the multilayer case: while in the training of single-layer networks one needs of a quantum random access memory to perform the oracle queries of the matrix elements of K^0 , in the multilayer case we substitute this requirement by having access to multiple copies of the quantum state encoding K^0 . This requirement is much more feasible given current technology, since the desired state preparation can be encoded in a quantum circuit and run as many times as needed.

C. Coherent element-wise operations

In this section we give a more formal description of the quantum method for approximately compute the polynomial $P_{\odot, \odot}^N(K^0)$. The main results needed are well summarised by the following Lemmas 1 and 2, and Theorem 1.

Lemma 1. *Given $\mathcal{O}(t^2/\epsilon)$ copies of d -dimensional qubit density matrices, ρ_1 and ρ_2 , let $\rho_1 \odot \rho_2$ denote the Hadamard product between ρ_1 and ρ_2 . There exists a quantum algorithm to implement the unitary $e^{-i\rho_1 \odot \rho_2 t}$ on a d -dimensional qubit input state σ , for a time t to accuracy ϵ in operator norm.*

Proof. The usual *SWAP* matrix for quantum principal component analysis [38] is given by $S = \sum_{j,k} |j\rangle\langle k| \otimes |k\rangle\langle j|$. Here we take the modified *SWAP* operator $S_1 = \sum_{j,k} |j\rangle\langle k| \otimes |j\rangle\langle k| \otimes |k\rangle\langle j|$. With an arbitrary input state σ , the following operation can be efficiently performed with a small parameter δ :

$$\text{tr}_{1,2}\{e^{-iS_1\delta}(\rho_1 \otimes \rho_2 \otimes \sigma)e^{iS_1\delta}\}, \quad (7)$$

The trace is over the subspaces of ρ_1 and ρ_2 . Expanding to $\mathcal{O}(\delta^2)$ leads to:

$$\begin{aligned} & \text{tr}_{1,2}\{e^{-iS_1\delta}(\rho_1 \otimes \rho_2 \otimes \sigma)e^{iS_1\delta}\} \\ &= 1 - i\text{tr}_{1,2}\{S_1(\rho_1 \otimes \rho_2 \otimes \sigma)\}\delta + i\text{tr}_{1,2}\{(\rho_1 \otimes \rho_2 \otimes \sigma)S_1\}\delta + \mathcal{O}(\delta^2). \end{aligned} \quad (8)$$

Examining the first $\mathcal{O}(\delta)$ reveals

$$\begin{aligned} \text{tr}_{1,2}\{S_1(\rho_1 \otimes \rho_2 \otimes \sigma)\} &= \text{tr}_{1,2}\left\{\sum_{j,k} |j\rangle\langle k| \otimes |j\rangle\langle k| \otimes |k\rangle\langle j| (\rho_1 \otimes \rho_2 \otimes \sigma)\right\} \\ &= \sum_{n,m,j,k} \langle n|j\rangle\langle k|\rho_1|n\rangle\langle m|j\rangle\langle k|\rho_2|m\rangle\langle k|j\rangle\sigma \\ &= \sum_{j,k} \langle k|\rho_1|j\rangle\langle k|\rho_2|j\rangle\langle k|j\rangle\sigma \\ &= (\rho_1 \odot \rho_2)\sigma. \end{aligned} \quad (9)$$

In the same manner we have

$$\text{tr}_{1,2}\{(\rho_1 \otimes \rho_2 \otimes \sigma)S_1\} = \sigma(\rho_1 \odot \rho_2). \quad (10)$$

Thus in summary, we have shown that

$$\begin{aligned} & \text{tr}_{1,2}\{e^{-iS_1\delta}(\rho_1 \otimes \rho_2 \otimes \sigma)e^{iS_1\delta}\} \\ &= \sigma - i[(\rho_1 \odot \rho_2), \sigma]\delta + \text{tr}_{1,2}[S_1(\rho_1 \otimes \rho_2 \otimes \sigma)S_1]\delta^2 - \text{tr}_{1,2}[\{S_1^2, (\rho_1 \otimes \rho_2 \otimes \sigma)\}]\delta^2 + \mathcal{O}(\delta^3). \end{aligned} \quad (11)$$

The above is equivalent to applying the unitary $\exp[-i(\rho_1 \odot \rho_2)\delta]$ to σ up to $\mathcal{O}(\delta)$:

$$\begin{aligned} & \exp[-i(\rho_1 \odot \rho_2)\delta]\sigma \exp[i(\rho_1 \odot \rho_2)\delta] \\ &= [I - i(\rho_1 \odot \rho_2)\delta + \frac{(-i\rho_1 \odot \rho_2)^2}{2}\delta^2 + \mathcal{O}(\delta^3)]\sigma[I + i(\rho_1 \odot \rho_2)\delta + \frac{(-i\rho_1 \odot \rho_2)^2}{2}\delta^2 + \mathcal{O}(\delta^3)] \\ &= \sigma - i[(\rho_1 \odot \rho_2), \sigma]\delta + (\rho_1 \odot \rho_2)\sigma(\rho_1 \odot \rho_2)\delta^2 - \frac{1}{2}\{(\rho_1 \odot \rho_2)^2, \sigma\}\delta^2 + \mathcal{O}(\delta^3). \end{aligned} \quad (12)$$

The above completes the derivation of Eq. (5). Note that if the small time parameter is taken to be $\delta = \epsilon/t$, and the above procedure is implemented $\mathcal{O}(t^2/\epsilon)$ times, the overall effect amounts to implementing the desired operation, $e^{-i\rho t}\sigma e^{i\rho t}$ up to an error $\mathcal{O}(\delta^2 t^2/\epsilon) = \mathcal{O}(\epsilon)$, while consuming $\mathcal{O}(t^2/\epsilon)$ copies of ρ_1 and ρ_2 . This concludes the proof of Lemma 1. \square

Lemma 2. *Given $\mathcal{O}(t^2/\epsilon)$ copies of d -dimensional qubit density matrices, ρ_1 and ρ_2 , let $\rho_1 \oslash \rho_2$ denote the outer product between the diagonal entries of ρ_1 and ρ_2 . There exists a quantum algorithm to implement the unitary $e^{-i\rho_1 \oslash \rho_2 t}$ on a d -dimensional qubit input state, σ for a time t to accuracy ϵ in operator norm.*

Proof. By simply re-indexing the S_1 operator, one obtains $S_2 = \sum_{j,k} |j\rangle\langle j| \otimes |k\rangle\langle k| \otimes |k\rangle\langle j|$. Analogously with the proof of Lemma 1, we have

$$\begin{aligned} & \text{tr}_{1,2}\{e^{-iS_2\delta}(\rho_1 \otimes \rho_2 \otimes \sigma)e^{iS_2\delta}\} \\ &= \sigma - i[(\rho_1 \oslash \rho_2), \sigma]\delta + \text{tr}_{1,2}[S_2(\rho_1 \otimes \rho_2 \otimes \sigma)S_2]\delta^2 - \text{tr}_{1,2}[\{S_2^2, (\rho_1 \otimes \rho_2 \otimes \sigma)\}]\delta^2 + \mathcal{O}(\delta^3). \end{aligned} \quad (13)$$

The above can be compared with

$$\begin{aligned} & \exp[-i(\rho_1 \oslash \rho_2)\delta]\sigma \exp[i(\rho_1 \oslash \rho_2)\delta] \\ &= \sigma - i[(\rho_1 \oslash \rho_2), \sigma]\delta + (\rho_1 \oslash \rho_2)\sigma(\rho_1 \oslash \rho_2)\delta^2 - \frac{1}{2}\{(\rho_1 \oslash \rho_2)^2, \sigma\}\delta^2 + \mathcal{O}(\delta^3). \end{aligned} \quad (14)$$

The equivalence up to the linear term in δ confirms the validity of Eq. (6). Similarly with Lemma 1, with a $\mathcal{O}(t^2/\epsilon)$ repetition consuming $\mathcal{O}(t^2/\epsilon)$ copies of ρ_1 and ρ_2 , the desired $e^{-i\rho t}\sigma e^{i\rho t}$ can be implemented up to error ϵ . \square

Given the density matrix $\rho = K^0$ which encodes the base case covariance matrix, we approximate the non-linear kernel function at l^{th} layer with the order N polynomial, $P_{(\odot, \oslash)}^N(\rho) = \sum_r^N c_r \rho^{(\odot, \oslash)r}$. Here the label (\odot, \oslash) indicates that we work in the setting where the types of product operation involved for taking the r^{th} power of ρ are arbitrary combinations of Hadamard and diagonal outer products. Now we are in the position of presenting the main theorem required to implement the kernel function at the l^{th} layer.

Theorem 1. *Given $\mathcal{O}(N^2 t^2/\epsilon)$ copies of the d -dimensional qubit density matrix ρ , and the order- N polynomial of Hadamard and diagonal outer products, $P_{\odot, \oslash}^N(\rho) = \sum_r^N c_r \rho^{(\odot, \oslash)r}$, there exists a quantum algorithm to implement the unitary $e^{-iP_{(\odot, \oslash)}^N(\rho)t}$ on a d -dimensional qubit input state σ for a time t to accuracy ϵ in operator norm.*

Proof. We first address how to implement the unitary $e^{-i\rho^{(\odot, \otimes)}rt}$. Intuitively, this can be achieved by constructing a generalized \tilde{S} operator with tensor product components of $|j\rangle\langle j|$, $|j\rangle\langle k|$, $|k\rangle\langle k|$ and $|k\rangle\langle j|$, corresponding to the contributing elements in the matrices in each term. We give a recursive procedure to determine \tilde{S} : In the case of $r = 2$, we have already shown in Lemma 1 and Lemma 2 the desired operation can be achieved using S_1 and S_2 corresponding to the \odot and \otimes cases respectively. Thus we can write the base case of the recursive procedure as

$$\tilde{S}^{(r=2)} = \sum_{j,k} T^{(2)}(j,k) \otimes |k\rangle\langle j|,$$

where $T^{(2)}(j,k)$ denotes the possible combinations of tensor products, $|j\rangle\langle k| \otimes |j\rangle\langle k|$ or $|j\rangle\langle j| \otimes |k\rangle\langle k|$. Now consider the $r = 3$ case, the additional factor of ρ will come in two possible cases. If it comes as a \odot product, the updated operator $\tilde{S}_{\odot}^{(r=3)}$ is simply given by

$$\tilde{S}_{\odot}^{(r=3)} = \sum_{j,k} T^{(2)}(j,k) \otimes |j\rangle\langle k| \otimes |k\rangle\langle j|.$$

If the additional ρ comes in as a \otimes product, the updated operator $\tilde{S}_{\otimes}^{(r=3)}$ is instead given by

$$\tilde{S}_{\otimes}^{(r=3)} = \sum_{j,k} |j\rangle\langle j| \otimes |j\rangle\langle j| \otimes |k\rangle\langle k| \otimes |k\rangle\langle j|.$$

This can be seen by observing that the contributing elements to a \otimes product are exclusively diagonal, which we use $|j\rangle\langle j|$ to pick up. Any off-diagonal information about the previous element-wise product operations is irrelevant. In general, if we have the r^{th} order \tilde{S} operator given by

$$\tilde{S}^{(r)} = \sum_{j,k} T^{(r)}(j,k) \otimes |k\rangle\langle j|,$$

the operators $\tilde{S}_{\odot}^{(r+1)}$ and $\tilde{S}_{\otimes}^{(r+1)}$ can be generated as follows:

$$\begin{aligned} \tilde{S}_{\odot}^{(r+1)} &= \sum_{j,k} T^{(r)}(j,k) \otimes |j\rangle\langle k| \otimes |k\rangle\langle j|, \\ \tilde{S}_{\otimes}^{(r+1)} &= \sum_{j,k} (|j\rangle\langle j|)^{\otimes r} \otimes |k\rangle\langle k| \otimes |k\rangle\langle j|. \end{aligned} \quad (15)$$

We have shown a recursive procedure to construct $\tilde{S}^{(r)}$ up to $r = N$ such that

$$\text{tr}_{1\dots r} \{e^{-i\tilde{S}^{(r)}\delta} (\rho^{\otimes r} \otimes \sigma) e^{i\tilde{S}^{(r)}\delta}\} = \exp[-i\rho^{(\odot, \otimes)r}\delta] \sigma \exp[i\rho^{(\odot, \otimes)r}\delta] + \mathcal{O}(\delta^2), \quad (16)$$

for a small evolution δ . Analogously with Lemma 1 and Lemma 2, with a $\mathcal{O}(t^2/\epsilon)$ repetition consuming $\mathcal{O}(rt^2/\epsilon)$ copies of ρ , the desired

$$\exp[-i\rho^{(\odot, \otimes)r}t] \sigma \exp[i\rho^{(\odot, \otimes)r}t]$$

can be implemented up to an ϵ error.

Finally one makes use of the Lie product formula for summing the terms in the polynomial [44–46]:

$$e^{i\delta(A+B)+\mathcal{O}(\delta^2/m)} = (e^{i\delta A/m} e^{i\delta B/m})^m, \quad (17)$$

where A and B are taken to different terms in $P_{\odot, \otimes}^N(\rho) = \sum_r^N c_r \rho^{(\odot, \otimes)r}$, and the factors c_r simply amount to multiplying the $S^{(r)}$ matrices with the respective coefficients. The parameter m can be chosen further suppress the error by repeating the entire procedure. However, for the purpose of implementing

$$e^{-iP_{\odot, \otimes}^N(\rho)t} \sigma e^{iP_{\odot, \otimes}^N(\rho)t}$$

to our desired accuracy ϵ , $\mathcal{O}(N^2 t^2/\epsilon)$ copies of ρ are required. The quadratic dependency in the order of the polynomial, N^2 stems from implementing the unitary $\exp[-i\rho^{(\odot, \otimes)r}t]$ up to $r = N$, each consuming $\mathcal{O}(Nt^2/\epsilon)$ copies as argued before. \square

IV. EXPERIMENTS

The central part of the algorithm described in Section III is the intricate quantum protocol of matrix inversion for computing the predictors in Eqs. (1), (2). This protocol [26] is probabilistic, meaning that it only succeeds conditioned on obtaining specific results after measuring specific qubits in the protocol. Therefore, it is not assured that the protocol will succeed in a particular run, and it has to be performed repeatedly until it succeeds obtaining the correct solution. Moreover, computations on a real quantum computer are subject to imprecisions in the gates applied to the qubits, readout errors and losses of coherence in the state of the system.

Therefore, when thinking about a realistic application of the quantum Bayesian algorithm, the important questions to ask are how experimentally feasible it is, and how far we are from running it on real quantum computers. With this goal in mind, we have performed two sets of experiments: on the one hand, we have run simulations of the quantum matrix inversion protocol on two different quantum virtual machines with various noise models that affect real quantum computers, and analyzed their impact on the output – the final quantum state after the protocol – of the algorithm. On the other hand, we have run scaled-down versions of the protocol on two real, state-of-the-art quantum processing units to gauge how far we are from implementations of practical relevance.

We have implemented the complete quantum matrix inversion protocol in the Rigetti Forest API using PyQuil and Grove [22]. This implementation can perform approximate eigenvalue inversion on a Hermitian matrix of arbitrary size. The PyQuil framework has advanced gate decomposition features and provides a way to perform arbitrary unitary operations on a multi-qubit quantum state. Furthermore, Rigetti’s classical simulator of quantum circuits (referred to as a *quantum virtual machine*) provides a variety of noise models that can affect computations in real quantum architectures, allowing a detailed analysis of how noise affects accuracy and computational overhead.

In addition, we have implemented a reduced, 2×2 matrix inversion problems in both PyQuil—to be run in Rigetti’s Quantum Processing Unit—and in IBM’s QISKit software stack [23]—to be run in IBM’s Quantum Experience computers—. QISKit also provides a noisy classical simulator, of which we also make use to contrast the performance of the quantum matrix inversion algorithm run in the real QPUs against simulations with realistic noise models.

The quantum processing units employed in the experiments are IBM’s 16-qubit Rueschlikon (IBMQX5) [47] and Rigetti’s 8-qubit 8Q-Agave. While the number of available physical qubits is in both cases higher than the number of qubits required for the implementation (a total of six for the 2×2 reduced version), the depth of the circuit is much higher for larger matrices, and the current noise levels in the QPUs would not allow obtaining meaningful results when inverting larger examples.

A. Simulations of algorithm success on a quantum virtual machine

In this section we report the results of the simulations conducted in Rigetti’s quantum virtual machine. We have conducted two sets of experiments to analyze the sensitivity of the protocol to different noise types that appear in real quantum computers. In the first, we restrict ourselves to the simplest possible scenario of inverting the 2×2 matrix $A = \frac{1}{2} \begin{pmatrix} 3 & 1 \\ 1 & 3 \end{pmatrix}$ with the problem-specific circuit in Ref. [48]. This circuit is much shallower than the full protocol detailed in Ref. [49], making it more realistic to implement on current and near-future quantum computers due to its reduced depth. The second case is the complete implementation of the full quantum matrix inversion protocol [26, 49]. This version requires a large number of ancilla qubits to perform the calculations, in particular for the computation of the reciprocals of the eigenvalues. We choose to simulate the inversion of a 4×4 matrix with four bits of precision, which is the largest example that could fit on the largest Rigetti QPU.

We have studied the impact of two noise models, both being instances of parametric depolarizing noise. The first one, known as *gate noise*, applies a Pauli X operator—which swaps the states $|0\rangle$ and $|1\rangle$ of the qubit it acts upon—with a certain probability on each qubit after *every* gate application. The probability of application of the operator indicates the noise level. The second type of noise that we study is known as *measurement noise*. In this case, a Pauli X operator is applied with certain probability only on every qubit that is measured, before the measurement takes place. Therefore, it can also be understood as a readout error that, with certain probability, instead of recording the result of a measurement, y , it records $NOT(y)$.

The circuits we implement have a much larger number of gates (~ 20 for the 2×2 reduced version, increasing for the increasing size of the matrix being inverted) than measurements (just one, that which certifies the success of the eigenvalue inversion). This is the reason why in all the experiments we run we observe that the gate noise has a stronger impact on the results than the measurement noise.

In Fig. 1 we show the results for the inversion of the 2×2 matrix A . We analyze the two critical factors of the protocol, namely how different are the expected result of the protocol and the output from the simulator when we

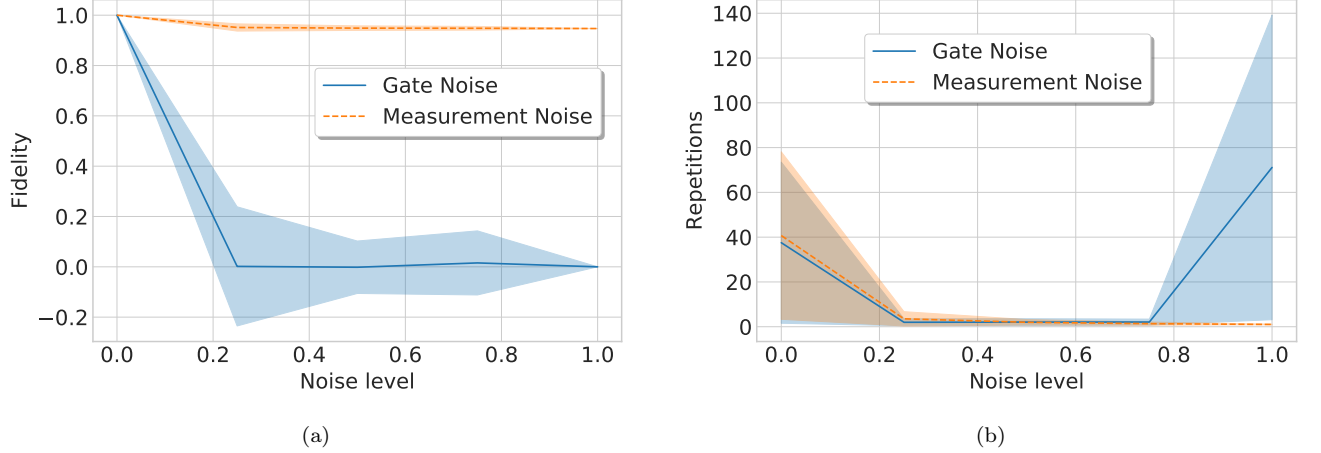


FIG. 1. Simulated gate and measurement noise on a specialized circuit for inverting the 2×2 matrix A , run in Rigetti’s quantum virtual machine. (a) The fidelity shows the overlap with the expected correct state after the computation. A fidelity of zero means that the output state (and hence the result of the computation) is completely orthogonal to the correct solution, while a fidelity of one means that the output state coincides with the expected one. (b) The number of repetitions expresses the average of how many times the probabilistic program is executed before it succeeds. One must note that in realistic scenarios a success in the postselection step is not a sufficient criterion for correctness, since high levels of noise might make the postselection succeed without having the correct state in the remaining qubits.

know that the inversion has succeeded, and how many times it is needed to run the protocol in order to obtain a successful run. As expected, the measurement noise has a much smaller impact in the result than the gate noise, which for reasonably low noise levels already renders the output state (and hence the result of the inversion) orthogonal to the expected result. It is interesting to observe that, as the noise level increases, the average number of repetitions needed to obtain a successful run decreases, being very close to one for a wide range of noise levels. This is due to the fact that the qubit storing the information about the success of the protocol is also affected by noise, so it can randomly flip without this meaning that the remaining qubits store the inverse of the matrix. This can be clearly seen by comparing the gate noise curves in Figs. 1 (a) and (b), since in the region of low number of repetitions the fidelity is also very low. In the case of the measurement noise, given that the noise only affects the flag qubit, the state of the remaining qubits is not perturbed and the fidelity is notably higher.

In Fig. 2 we perform the same studies for an implementation of the general algorithm inverting a random 4×4 matrix. It is immediately apparent that increasing the circuit depth makes the protocol more sensitive to noise, and the fidelity drops to zero with lower variance in the case of the gate noise. However, the noise level for which the output of the circuit reaches zero fidelity with the expected state is approximately equal in both the 2×2 and 4×4 cases, and it would be interesting to see whether it remains constant for larger problems. We still observe a better robustness to measurement noise, but the impact of this kind of noise in the resulting state is stronger than in the problem-specific algorithm of Fig. 1.

As in the previous example, the measurement noise introduces bit flips in the classical registers storing measurement results, eventually leading to a low number of repetitions before the eigenvalue inversion succeeds (or, equivalently, higher probabilities of protocol success), but at the expense of lower fidelities with the expected output. This effect is due to the fact that a larger number of gate operations are performed after the measurements than in the restricted algorithm.

B. Evaluation on quantum processing units

In this section we implement the restricted 2×2 -matrix inversion algorithm in two real quantum computing architectures. The reason of choosing the restricted algorithm is that current quantum computers have a small number of qubits, limited qubit-qubit connectivity, and most importantly, short coherence times, which implies that only shallow quantum circuits can be implemented. The restricted algorithm be implemented with a much simpler circuit than the general one, resulting in about 20 gates for the full protocol [48].

In the case of runs on real QPUs one does not have direct access to the whole output state of the circuit, but

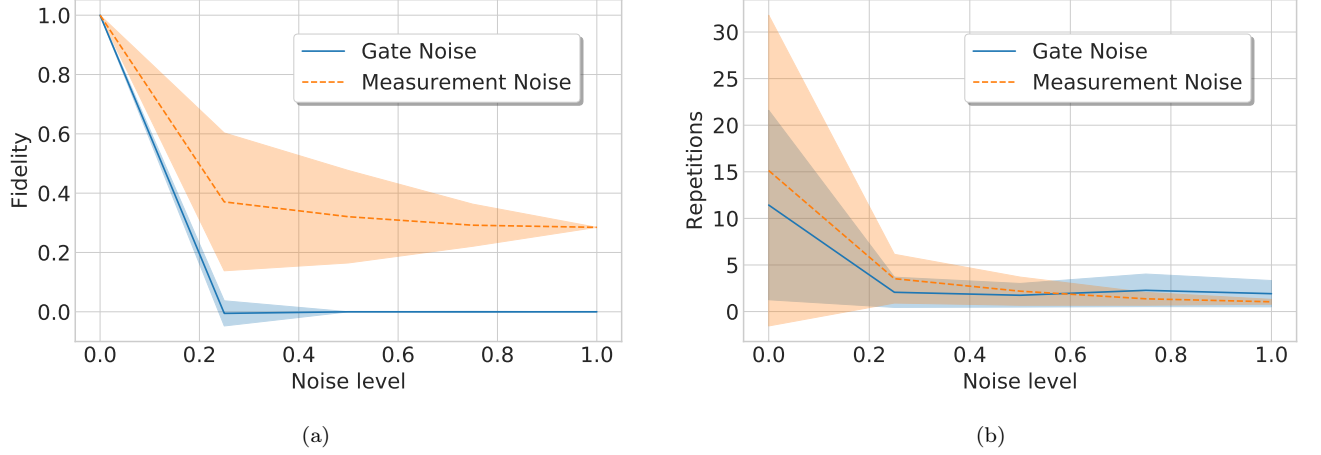


FIG. 2. Simulated gate and measurement noise on the generic circuit for inverting a matrix. The matrix in the benchmark was 4×4 and the eigenvalues were represented by four bits of precision. Together with the ancilla qubits in the calculations, this is the largest system that can be simulated with less than 19 qubits, which is the size of Rigetti’s largest QPU (19Q-Acorn).

only to samples of measurements on it. This makes it difficult to compute the fidelity with the expected state, and instead we perform a *swap test* [50]. The test runs as follows: the expected result of the algorithm is encoded in auxiliary qubits, and after operations between the output and the expected result a flag qubit indicates whether both states are equal, in which case the state of the flag qubit is $|0\rangle$, or not, in which case the state is $|1\rangle$. The figure of merit is now the probability of success in the test $P(\text{success}) = P(0)$, which can then be related to the fidelity by the expression $\mathcal{F} = |2P(\text{success}) - 1|$. Note that this success probability is different from the probability that the eigenvalue inversion subroutine succeeds. This has been already studied in Figs. 1(b) and 2(b),

We have implemented the protocol to be run in both Rigetti’s 8Q-Agave and IBM’s IBMQX5 quantum processing units. The IBM QISKit software [23] also provides a classical simulator to run noisy experiments, and we use these to benchmark the performance of the runs on the real chips. The results of the experiments can be found in Fig. 3.

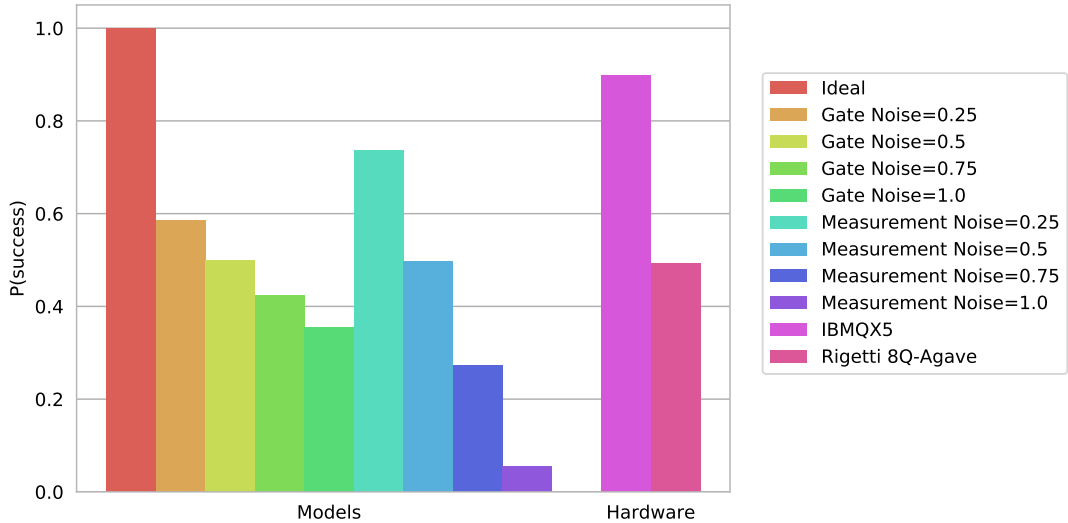


FIG. 3. Probability of success of the swap test (i.e., probability of the circuit result being the desired) after success in the eigenvalue inversion subroutine, for different classical noisy simulations, and executions on the IBM and Rigetti quantum processing units (rightmost bars). The noise models involve faulty gate operations—gate noise—and faulty readout errors—measurement noise—, with different probabilities of failure. The algorithm is run 8192 times for each instance, after which $P(\text{success})$ is computed.

As in the case of the simulations in Rigetti’s software stack, the measurement noise produces a smaller impact

in the protocol than the gate noise. Note that the qubit that encodes the success of the swap test is also subject to readout error when simulating measurement noise. Therefore, for large measurement noise levels, the fact that $P(\text{success}) = P(0)$ is very low means that the actual state of the flag qubit is $|0\rangle$ (i.e., the protocol has succeeded and the output state is the desired one), but due to the noise the result that is recorded after measuring is 1.

Gate noise has a stronger impact in the final state. This kind of error, unlike the measurement noise, does affect the computations in the circuit, so lower success probabilities now represent a real discrepancy between the output and desired states. In this case, the success probabilities lie in the range of $[0.35, 0.6]$, which translates into fidelities in the range of $[0, 0.3]$.

Turning to executions in the real QPUs, the probability of protocol success is higher in IBMQX5. This is mostly due to its improved coherence time, that allows to keep the state in the circuit better isolated from external perturbations during computation. The probability of protocol success is 89%, which translates into a fidelity with the expected state of 0.78. This is a very encouraging result, despite of the size of the matrix inverted. In contrast, the fidelity when the protocol is run in 8Q-Agave close to zero, which means that all the information about the computation is lost during the process. This is mainly due to the circuit depth being too large to maintain the quantum state isolated enough from the environment.

V. CONCLUSIONS

As quantum computers become available and continue improving in scale and noise tolerance, it is an exciting question to ask whether they can make a qualitative difference in machine learning applications. Seminal works that explored this question focused on idealized, fully noise tolerant, large scale quantum computers, and implemented simple machine learning algorithms like support vector machines and nearest-neighbor clustering. However, an important fact is that for at least the next decade quantum computers will remain limited in scale and noise tolerance, and we must factor this in when we construct quantum-enhanced algorithms. Furthermore, simple machine learning methods are already efficiently executed on classical hardware, so there is no need of use of quantum algorithms in this case.

In this work, we studied a complex, Bayesian approach to deep architectures that is difficult to perform on digital hardware. We developed a quantum algorithm for learning Gaussian processes that can be applied layer by layer for training arbitrarily deep neural networks. Furthermore, our protocol is a classical-quantum hybrid that largely removes the currently unrealistic technological requirements, such as a quantum random access memory. The algorithm makes use of the quantum matrix inversion protocol which, albeit intricate, its mathematical assumptions are fulfilled by the kernel matrices originating from Gaussian processes. In order to analyze the feasibility of a real use of the algorithm, we implemented its core routine, the quantum matrix inversion protocol, to be run in both quantum simulators and real state-of-the-art quantum processors. We observe that the accuracy of the protocol sharply drops with noise, but even with current, small quantum computers, high success rates can be achieved.

Although promising, these experimental results do not completely prove that the full protocol will be efficiently implementable in near-term quantum technologies. A full implementation in architectures with limited coherence time and sparse connectivity, as well as a fully-coherent variant of the training algorithm (which would have important applications in quantum simulations and quantum control), are interesting avenues for future research.

Not only commercial quantum computers are proliferating, but also the tools to program them, and, even more importantly, the collection of high-level algorithmic primitives [51]. This enables machine learning researchers to leverage quantum technologies without the need of having an extensive background in quantum technologies. Just as GPUs and efficient frameworks like TensorFlow [52] and PyTorch [53] created an enormous community researching and deploying deep learning, we expect the same phenomenon will happen in the future with quantum processing units and collections of quantum algorithms.

ACKNOWLEDGMENTS

We would like to thank Piotr Gawron (Polish Academy of Sciences), Will Zeng and Ryan Karle (Rigetti Computing), and Joseph Fitzsimons (SUTD and CQT) for discussions. Z. Z. acknowledges support from Singapore’s Ministry of Education and National Research Foundation under NRF Award NRF-NRFF2013-01. The work of A. P.-K. is supported by Fundación Obra Social “la Caixa”, Spanish MINECO (QIBEQI FIS2016-80773-P and Severo Ochoa SEV-2015-0522), Fundació Privada Cellex, and the Generalitat de Catalunya (SGR875 and CERCA Program). This research was supported by Perimeter Institute for Theoretical Physics. Research at Perimeter Institute is supported by the Government of Canada through Industry Canada and by the Province of Ontario through the Ministry of

-
- [1] Zoubin Ghahramani, “Probabilistic machine learning and artificial intelligence,” *Nature* **521**, 452–459 (2015).
 - [2] John Bradshaw, Alexander G. de G. Matthews, and Zoubin Ghahramani, “Adversarial examples, uncertainty, and transfer testing robustness in Gaussian process hybrid deep networks,” (2017), [arXiv:1707.02476](#).
 - [3] Kathrin Grosse, David Pfaff, Michael Thomas Smith, and Michael Backes, “How wrong am I? - studying adversarial examples and their impact on uncertainty in Gaussian process machine learning models,” (2017), [arXiv:1711.06598](#).
 - [4] Charles Blundell, Julien Cornebise, Koray Kavukcuoglu, and Daan Wierstra, “Weight uncertainty in neural networks,” (2015), [arXiv:1505.05424](#).
 - [5] Yarin Gal and Zoubin Ghahramani, “Dropout as a Bayesian approximation: Representing model uncertainty in deep learning,” in *Proceedings of ICML-26, 33rd International Conference on Machine Learning*, Proceedings of Machine Learning Research, Vol. 48, edited by Maria Florina Balcan and Kilian Q. Weinberger (2016) pp. 1050–1059, [arXiv:1506.02142](#).
 - [6] Carl Edward Rasmussen and Christopher K. I. Williams, *Gaussian Processes for Machine Learning* (MIT Press, 2006).
 - [7] Jaehoon Lee, Yasaman Bahri, Roman Novak, Samuel S. Schoenholz, Jeffrey Pennington, and Jascha Sohl-Dickstein, “Deep neural networks as Gaussian processes,” (2017), [arXiv:1711.00165](#).
 - [8] Alexander G. de G. Matthews, Jiri Hron, Mark Rowland, Richard E. Turner, and Zoubin Ghahramani, “Gaussian process behaviour in wide deep neural networks,” in *International Conference on Learning Representations* (2018).
 - [9] Guillaume Verdon, Michael Broughton, and Jacob Biamonte, “A quantum algorithm to train neural networks using low-depth circuits,” (2017), [arXiv:1712.05304](#).
 - [10] Eric Tarrontegui and Juan José Garcia-Ripoll, “Universal quantum perceptron as efficient unitary approximators,” (2018), [arXiv:1801.00934](#).
 - [11] Amir Khoshaman, Walter Vinci, Brandon Denis, Evgeny Andriyash, and Mohammad H. Amin, “Quantum variational autoencoder,” (2018), [arXiv:1802.05779](#).
 - [12] Edward Farhi and Hartmut Neven, “Classification with quantum neural networks on near term processors,” (2018), [arXiv:1802.06002](#).
 - [13] Guillaume Verdon, Jason Pye, and Michael Broughton, “A universal training algorithm for quantum deep learning,” (2018), [arXiv:1806.09729](#).
 - [14] Maria Schuld, Ilya Sinayskiy, and Francesco Petruccione, “The quest for a quantum neural network,” *Quantum Information Processing* **13**, 2567–2586 (2014), [arXiv:1408.7005](#).
 - [15] Martin Arjovsky, Amar Shah, and Yoshua Bengio, “Unitary evolution recurrent neural networks,” (2015), [arXiv:1511.06464](#).
 - [16] Stephanie L. Hyland and Gunnar Rätsch, “Learning unitary operators with help from $u(n)$,” (2016), [arXiv:1607.04903](#).
 - [17] Ding Liu, Shi-Ju Ran, Peter Wittek, Cheng Peng, Raul Blázquez García, Gang Su, and Maciej Lewenstein, “Machine learning by two-dimensional hierarchical tensor networks: A quantum information theoretic perspective on deep architectures,” (2017), [arXiv:1710.04833](#).
 - [18] E. Miles Stoudenmire, “Learning relevant features of data with multi-scale tensor networks,” (2017), [arXiv:1801.00315](#).
 - [19] Jacob Biamonte, Peter Wittek, Nicola Pancotti, Patrick Rebentrost, Nathan Wiebe, and Seth Lloyd, “Quantum machine learning,” *Nature* **549**, 195–202 (2017), [arXiv:1611.09347](#).
 - [20] Chiheb Trabelsi, Olexa Bilaniuk, Ying Zhang, Dmitriy Serdyuk, Sandeep Subramanian, João Felipe Santos, Soroush Mehri, Negar Rostamzadeh, Yoshua Bengio, and Christopher J Pal, “Deep complex networks,” (2017), [arXiv:1705.09792](#).
 - [21] Zhikuan Zhao, Jack K. Fitzsimons, and Joseph F. Fitzsimons, “Quantum assisted Gaussian process regression,” (2015), [arXiv:1512.03929](#).
 - [22] Robert S. Smith, Michael J. Curtis, and William J. Zeng, “A practical quantum instruction set architecture,” (2016), [arXiv:1608.03355](#).
 - [23] Andrew W. Cross, Lev S. Bishop, John A. Smolin, and Jay M. Gambetta, “Open quantum assembly language,” (2017), [arXiv:1707.03429](#).
 - [24] <https://gitlab.com/apozas/bayesian-dl-quantum/>.
 - [25] Radford M. Neal, *Priors for infinite networks*, Tech. Rep. crg-tr-94-1 (University of Toronto, 1994).
 - [26] Aram W. Harrow, Avinandan Hassidim, and Seth Lloyd, “Quantum algorithm for linear systems of equations,” *Physical Review Letters* **103** (2009), 150502.
 - [27] A. Yu. Kitaev, “Quantum measurements and the Abelian stabilizer problem,” (1995), [arXiv:quant-ph/9511026](#).
 - [28] Seth Lloyd, “Universal quantum simulators,” *Science* **273**, 1073–1078 (1996).
 - [29] Andrew M. Childs, “On the relationship between continuous- and discrete-time quantum walk,” *Communications in Mathematical Physics* **294**, 581–603 (2010), [arXiv:0810.0312](#).
 - [30] Dominic W. Berry and Andrew M. Childs, “Black-box Hamiltonian simulation and unitary implementation,” *Quantum Information & Computation* **12**, 29–62 (2009), [arXiv:0910.4157](#).
 - [31] Reinhard Furrer, Marc G. Genton, and Douglas Nychka, “Covariance tapering for interpolation of large spatial datasets,” *Journal of Computational and Graphical Statistics* **15**, 502–523 (2006).
 - [32] Peter Wittek and Chew Lim Tan, “Compactly supported basis functions as support vector kernels for classification,” *Transactions on Pattern Analysis and Machine Intelligence* **33**, 2039–2050 (2011).

- [33] Leonard Wossnig, Zhikuan Zhao, and Anupam Prakash, “A quantum linear system algorithm for dense matrices,” (2017), [arXiv:1704.06174](#).
- [34] Zhikuan Zhao, Jack K Fitzsimons, Michael A Osborne, Stephen J Roberts, and Joseph F Fitzsimons, “Quantum algorithms for training Gaussian processes,” (2018), [arXiv:1803.10520](#).
- [35] Youngmin Cho and Lawrence K Saul, “Kernel methods for deep learning,” in *Advances in Neural Information Processing Systems* (2009) pp. 342–350.
- [36] Amit Daniely, Roy Frostig, and Yoram Singer, “Toward deeper understanding of neural networks: The power of initialization and a dual view on expressivity,” (2016), [arXiv:1602.05897](#).
- [37] Vittorio Giovannetti, Seth Lloyd, and Lorenzo Maccone, “Quantum random access memory,” *Physical Review Letters* **100**, 160501 (2008), [arXiv:0708.1879](#).
- [38] Patrick Rebentrost, Masoud Mohseni, and Seth Lloyd, “Quantum support vector machine for big data classification,” *Physical Review Letters* **113**, 130503 (2014), [arXiv:1307.0471](#).
- [39] Michael A Nielsen and Isaac L Chuang, *Quantum computation and quantum information* (Cambridge University Press, 2000).
- [40] Dominic W Berry, Andrew M Childs, and Robin Kothari, “Hamiltonian simulation with nearly optimal dependence on all parameters,” in *Proceedings of FOCS-15, 56th Annual Symposium on Foundations of Computer Science* (2015) pp. 792–809, [arXiv:1501.01715](#).
- [41] Shelby Kimmel, Cedric Yen-Yu Lin, Guang Hao Low, Maris Ozols, and Theodore J Yoder, “Hamiltonian simulation with optimal sample complexity,” *npj Quantum Information* **3**, 13 (2017), [arXiv:1608.00281](#).
- [42] Patrick Rebentrost, Adrian Steffens, Iman Marvian, and Seth Lloyd, “Quantum singular-value decomposition of nonsparse low-rank matrices,” *Physical review A* **97**, 012327 (2018), [arXiv:1607.05404](#).
- [43] Patrick Rebentrost, Maria Schuld, Leonard Wossnig, Francesco Petruccione, and Seth Lloyd, “Quantum gradient descent and Newton’s method for constrained polynomial optimization,” (2016), [arXiv:1612.01789](#).
- [44] Masuo Suzuki, “General theory of higher-order decomposition of exponential operators and symplectic integrators,” *Physics Letters A* **165**, 387–395 (1992).
- [45] Andrew M Childs, Richard Cleve, Enrico Deotto, Edward Farhi, Sam Gutmann, and Daniel A Spielman, “Exponential algorithmic speedup by a quantum walk,” in *Proceedings of STOC-03, 35th Annual ACM Symposium on Theory of computing* (2003) pp. 59–68, [arXiv:quant-ph/0209131](#).
- [46] Nathan Wiebe, Dominic Berry, Peter Høyer, and Barry C Sanders, “Higher order decompositions of ordered operator exponentials,” *Journal of Physics A: Mathematical and Theoretical* **43**, 065203 (2010), [arXiv:0812.0562](#).
- [47] Yuanhao Wang, Ying Li, Zhang-qi Yin, and Bei Zeng, “16-qubit IBM universal quantum computer can be fully entangled,” (2018), [arXiv:1801.03782](#).
- [48] Yudong Cao, Anmer Daskin, Steven Frankel, and Sabre Kais, “Quantum circuit design for solving linear systems of equations,” *Molecular Physics* **110**, 1675–1680 (2012), [arXiv:1110.2232](#).
- [49] Yudong Cao, Anargyros Papageorgiou, Iasonas Petras, Joseph Traub, and Sabre Kais, “Quantum algorithm and circuit design solving the Poisson equation,” *New Journal of Physics* **15**, 013021 (2013), [arXiv:1207.2485](#).
- [50] Daniel Gottesman and Isaac Chuang, “Quantum digital signatures,” (2001), [arXiv:quant-ph/0105032](#).
- [51] Patrick J. Coles, Stephan Eidenbenz, Scott Pakin, Adetokunbo Adedoyin, John Ambrosiano, Petr Anisimov, William Casper, Gopinath Chennupati, Carleton Coffrin, Hristo Djidjev, David Gunter, Satish Karra, Nathan Lemons, Shizeng Lin, Andrey Lokhov, Alexander Malyzhenkov, David Mascarenas, Susan Mniszewski, Balu Nadiga, Dan O’Malley, Diane Oyen, Lakshman Prasad, Randy Roberts, Phil Romero, Nandakishore Santhi, Nikolai Sinitsyn, Pieter Swart, Marc Vuffray, Jim Wendelberger, Boram Yoon, Richard Zamora, and Wei Zhu, “Quantum algorithm implementations for beginners,” (2018), [arXiv:1804.03719](#).
- [52] Martín Abadi, Paul Barham, Jianmin Chen, Zhifeng Chen, Andy Davis, Jeffrey Dean, Matthieu Devin, Sanjay Ghemawat, Geoffrey Irving, Michael Isard, Manjunath Kudlur, Josh Levenberg, Rajat Monga, Sherry Moore, Derek G. Murray, Benoit Steiner, Paul Tucker, Vijay Vasudevan, Pete Warden, Martin Wicke, Yuan Yu, and Xiaoqiang Zheng, “TensorFlow: A system for large-scale machine learning,” in *Proceedings of the 12th USENIX Conference on Operating Systems Design and Implementation* (2016) p. 265–283, [1605.08695](#).
- [53] Adam Paszke, Sam Gross, Soumith Chintala, and Gregory Chanan, “PyTorch: Tensors and dynamic neural networks in Python with strong GPU acceleration,” (2017).