

# Cross-position Activity Recognition with Stratified Transfer Learning

Yiqiang Chen<sup>ab\*</sup>, Jindong Wang<sup>ab</sup>, Meiyu Huang<sup>c</sup>, Han Yu<sup>d</sup>

<sup>a</sup>*Beijing Key Lab of Mobile Computing and Pervasive Devices, Institute of Computing Technology, Chinese Academy of Sciences*

<sup>b</sup>*University of Chinese Academy of Sciences*

<sup>c</sup>*Qian Xuesen Lab of Space Technology, China Academy of Space Technology*

<sup>d</sup>*School of Computer Science and Engineering, Nanyang Technological University*

---

## Abstract

Human activity recognition aims to recognize the activities of daily living by utilizing the sensors on different body parts. However, when the labeled data from a certain body position (i.e. target domain) is missing, how to leverage the data from other positions (i.e. source domain) to help learn the activity labels of this position? When there are several source domains available, it is often difficult to select the most similar source domain to the target domain. With the selected source domain, we need to perform accurate knowledge transfer between domains. Existing methods only learn the global distance between domains while ignoring the local property. In this paper, we propose a *Stratified Transfer Learning* (STL) framework to perform both source domain selection and knowledge transfer. STL is based on our proposed *Stratified* distance to capture the local property of domains. STL consists of two components: Stratified Domain Selection (STL-SDS) can select the most similar source domain to the target domain; Stratified Activity Transfer (STL-SAT) is able to perform accurate knowledge transfer. Extensive experiments on three public activity recognition datasets demonstrate the superiority of STL. Furthermore, we extensively investigate the performance of transfer learning across different degrees of similarities and activity levels between domains. We also discuss the potential applications of STL in other fields of pervasive computing for future research.

**Keywords:** Activity Recognition, Transfer Learning, Domain Adaptation, Pervasive Computing

---



---

\*Corresponding author. Email address: yqchen@ict.ac.cn.

## 1. Introduction

Human activity recognition (HAR) aims to seek high-level knowledge from the low-level sensor inputs [1]. For example, we can detect if a person is walking or running using the on-body sensors such as the smartphone or the wristband. HAR has been widely used to applications such as smart care [2], wireless sensing [3, 4], adaptive systems [5], and smart home sensing [6, 7].

There are different activity patterns for different body parts. Thus, sensors can be attached to collect activity data which can be used to build machine learning models. The combination of sensor signals from different body parts can be used to reflect meaningful knowledge such as a person’s detailed health conditions [8] and activities [9]. Unfortunately, in reality, we either do not want all body parts to be equipped with sensors, or the data on certain body part may be missing. In these situations, we are unable to train models to recognize the activities of some body parts. Figure 1 illustrates this situation. If the activity information on the arm (the red pentacle, we call it the *target domain*) is missing and we want to predict the activities on this body part, how to utilize the information on other parts (such as torso or leg, we call them the *source domains*) to help build the model? This problem is referred to as the *cross-position activity recognition (CPAR)*.

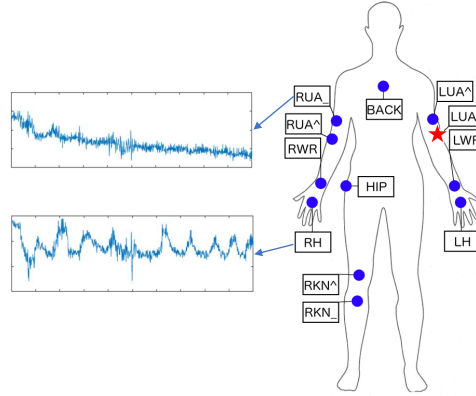


Figure 1: An example of cross-position activity recognition. Firstly, the activity signals on different body parts are often different. Secondly, if the labels of a certain part are missing (the red pentacle), how to leverage the well-labeled activity data on other body parts (the blue dots) to acquire its labels?

This problem is extremely challenging. Firstly, we do not know which body part is the most similar to the target domain since the sensor signals are not independent, but highly correlated because of the shared body structures and functions. If we use all the body parts, there is likely to be negative transfer [10] because some body parts may be dissimilar. Secondly, we only have the raw activity data on the target domain without the actual activity labels, making it infeasible to measure the similarities. Thirdly, even when we know the similar body parts to the target domain, it is still difficult to build a good machine learning model using both the source and the target domains. The reason is

that signals from different domains are following different distributions, which means there are distribution discrepancies between them. However, traditional machine learning models are built by assuming that all signals follow the same distribution. Fourthly, when it comes to *multiple* persons, the sensor readings are more different compared to different body parts on one person. This makes the problem even more difficult.

To tackle above challenges, several transfer learning methods have been proposed [11]. The key is to learn and reduce the distribution divergence (distance) between two domains. With the learned and reduced distance, we can perform source domain selection as well as knowledge transfer. Based on this principle, existing methods can be summarized into two categories: exploiting the correlations between features [12, 13], or transforming both the source and the target domains into a new shared feature space [14, 15, 16].

These existing approaches tend to reduce the *global* distance by projecting all samples in both domains into a single subspace. However, they fail to consider the *local* property within classes [17]. The *global* distance may result in loss of domain local property such as the source label information and the similarities within the same class. Therefore, it will generate negative impact on the source selection as well as the transfer learning process. It is necessary to exploit the local property of classes to overcome the limitation of global distance learning.

In this paper, we propose a **Stratified Transfer Learning** (STL) framework to tackle the challenges of both source domain selection and knowledge transfer in CPAR. We adopt the well-established assumption that data samples within the same class should lay on the same subspace, even if they come from different domains [18]. This has motivated us to propose the concept of **Stratified** distance (SD) in comparison to traditional *Global* distance (GD). STL has two components regarding the challenges in CPAR: a **Stratified Domain Selection** (STL-SDS) algorithm to select the most similar source domain to the target domain, and a **Stratified Activity Transfer** (STL-SAT) method to perform activity knowledge transfer between different body parts. Both STL-SDS and STL-SAT are able to exploit the local property of domains, thus they can achieve promising results in CPAR. Comprehensive experiments on three large public activity recognition datasets (i.e. OPPORTUNITY, PAMAP2, and UCI DSADS) demonstrate that STL-SDS is better than the existing global distance approaches used in selecting source domains, and STL-SAT outperforms five state-of-the-art methods with a significant improvement of **7.7%** in classification accuracy.

**Contributions.** Our contributions are four-fold:

- 1) We propose the *Stratified Transfer Learning* (STL) framework for source domain selection and knowledge transfer in CPAR. STL is the *first* attempt to exploit the *Stratified* distance (SD) in order to capture the *local* property between domains. SD is a general distance that can be applied to different transfer learning applications.

- 2) We propose the *Stratified Domain Selection* (STL-SDS) algorithm to accurately select the most similar source domain to the target domain. Experiments demonstrate the superiority of STL-SDS compared to the traditional global

distance measure.

3) We propose the *Stratified Activity Transfer* (STL-SAT) method to perform knowledge transfer for cross-position activity recognition. Experiments demonstrate significantly improved accuracy achieved by STL-SAT compared to five state-of-the-art methods.

4) We extensively investigate the performance of cross-position activity recognition on different degrees of position similarity and different levels of activities. And we additionally discuss the potential of STL in other pervasive computing applications, providing experience for future research.

This paper is an extended version of our PerCom paper [19], where we proposed a stratified transfer learning algorithm for activity transfer. In this paper, we further propose the stratified distance as the motivation and further propose the STL-SDS for source domain selection. We further unite STL-SDS and STL-SAT into a framework for CPAR and conduct extensive experiments to evaluate their performance.

The rest of this paper is organized as follows. Section 2 reviews the related work. Section 3 introduces the proposed stratified transfer learning framework. In Section 4, we present experimental evaluation and analysis on public datasets. In Section 5, we discuss the potential of the framework in other real applications. Finally, the conclusions and future work are presented in Section 6.

## 2. Related Work

### 2.1. Activity Recognition

Human Activity recognition has been a popular research topic in pervasive computing [20] for its competence in learning profound high-level knowledge about human activity from raw sensor inputs. Several survey articles have elaborated on the recent advance of activity recognition using conventional machine learning [20, 21] and deep learning [22] approaches.

Conventional machine learning approaches have made tremendous progress on HAR by adopting machine learning algorithms such as similarity-based approach [23, 24], active learning [25], crowdsourcing [26], and other semi-supervised methods [27, 28]. Those methods typically treat HAR as a standard time series classification problem. And they tend to solve it by subsequently performing preprocessing procedures, feature extraction, model building, and activity inference. However, they all assume that the training and test data are with the same distribution. As for CDAR where the training and the test data are from different feature distributions, those conventional methods are prone to under-fitting since their generalization ability will be undermined [10].

Deep learning based HAR [22] achieves the state-of-the-art performance than conventional machine learning approaches. The reason is that deep learning is capable of automatically extracting high-level features from the raw sensor readings [29]. Therefore, the features are likely to be more domain-invariant and tend to perform better for cross-domain tasks. A recent work evaluated deep models for cross-domain HAR [30], which provides experience on this area. In this paper, we mainly focus on the traditional approaches.

## 2.2. Transfer Learning

Transfer learning has been applied in many applications such as Wi-Fi localization [31], natural language processing [12], and visual object recognition [32]. According to the literature survey [10], transfer learning can be categorized into 3 types: instance-based, parameter-based, and feature-based methods.

Instance-based methods perform knowledge transfer mainly through instance re-weighting techniques [33, 34]. Parameter-based methods [35, 36] first train a model using the labeled source domain, then perform clustering on the target domain. Our framework belongs to the feature based category, which brings the features of source and target domain into the same subspace where the data distributions can be the same. A fruitful line of work has been done in this area [37, 38, 16]. STL differs from existing feature-based methods in the following aspects:

**Exploit the correlations between features.** [12] proposed structural correspondence learning (SCL) to generatively learn the relation of features. [13] applied a feature-level transfer model to learn the dependence between domains, then trained a domain-adapted classifier. Instead of modeling the relationship of domain features, SAT transforms the domain data into a new subspace, which does not depend on the domain knowledge in modeling features.

**Transform domains into new feature space.** [31] proposed maximum mean discrepancy embedding (MMDE) to learn latent features in the reproducing kernel Hilbert space (RKHS). MMDE requires solving a semidefinite programming (SDP) problem, which is computationally prohibitive. [14] extended MMDE by Transfer Component Analysis (TCA), which learns a kernel in RKHS. [39] adopted a similar idea. [40] learns target predictive function with a low variance. [41] sampled the domain features by viewing the data in a Grassmann manifold to obtain subspaces. [15] exploited the low-dimensional structure to integrate the domains according to geodesic flow kernel (GFK). Long *et al.* proposed joint distribution adaptation (JDA) based on minimizing joint distribution between domains, while SAT focuses on the marginal distribution. [16] proposed transfer kernel learning (TKL), which learned a domain-invariant kernel in RKHS. [42] studied the conditional transfer components between domains. Methods in these literature tend to learn some common representations in the new feature space, then a global domain shift can be achieved. However, the difference between individual classes is ignored.

## 2.3. Transfer Learning based Activity Recognition

Some existing work also focused on transfer learning based HAR [11]. Among existing work, Zhao *et al.* proposed a transfer learning method called TransEMDT [36] using decision trees, but it ignored the intra-class similarity within classes. [43] proposed the TransAct framework, which is a boosting-based method and ignores the feature transformation procedure. Thus it is not feasible in most activity cases. Feuz *et al.* [44] proposed a heterogeneous transfer learning method for HAR, but it only learns a global domain shift. To the best of our knowledge, our STL framework is the first attempt towards learning a stratified distance to capture the local property of domains.

### 3. Stratified Transfer Learning

In this section, we introduce the Stratified Transfer Learning (STL) framework for cross-position activity recognition.

#### 3.1. Problem Definition

The goal of cross-position activity recognition (CPAR) is to predict the activities of one body part (i.e. the *target* domain) using existing labeled data from another body part (i.e. the *source* domain). Formally speaking, we can use  $\mathcal{D}_s = \{(\mathbf{x}_i^s, y_i^s)\}_{i=1}^{n_s}$  to denote the labeled source domain, and  $\mathcal{D}_t = \{(\mathbf{x}_j^t, y_j^t)\}_{j=1}^{n_t}$  denotes the target domain. Note that  $y_j^t$  is missing, i.e. it is the goal of CPAR. In CPAR, we assume the sensor modalities and the activity categories are equal in all body parts, thus the feature space  $\mathcal{X}^s = \mathcal{X}^t$  and label space  $\mathcal{Y}_s = \mathcal{Y}_t$ . Here,  $d$  denotes the feature dimension. We use  $C$  to denote the total categories of both domains. The different data distributions on different body parts means that the marginal and conditional distributions between domains are different. Therefore,  $P(\mathbf{x}_s) \neq P(\mathbf{x}_t)$ , and  $Q(y_s|\mathbf{x}_s) \neq Q(y_t|\mathbf{x}_t)$ .

This problem is extremely challenging. We neither know which body part is the most similar to the target domain, nor we know how to build a machine learning model to deal with the different distributions. Accordingly, we separate it into two steps: 1) Determine the most similar source domain to the target domain. 2) Transfer the knowledge from the source domain to the target domain. Then, we will propose a unified framework to unite these two tasks.

#### 3.2. Motivation

The key to successful activity transfer learning is to utilize the *similarity* between the source and the target domain [10]. It is not difficult to directly measure the similarity between domains. For instance, we can adopt the Euclidean distance to compute the sample-wise distance and then average them; or we can use the KullbackLeibler [37] divergence to calculate the probability distance between domains. Unfortunately, these computing approaches are only calculating the *global* distance between domains since they are applied to the whole domain. The *global* distance may result in loss of domain local property such as the source label information and the similarities within the same class. Therefore, it will generate a negative impact on the source selection as well as the transfer learning process.

In order to capture the local property of domains, we adopt the assumption [18]: the data samples from the same class should lay on the *same* subspace, even if they belong to different domains. By following this assumption, we propose the *stratified* distance to capture the local property of domains. The *stratified* distance refers to the class-wise distance between two different domains. For example, if there are 5 classes in two domains:  $\mathcal{D}_s = (\mathcal{D}_s^{(1)}, \dots, \mathcal{D}_s^{(5)})$  and  $\mathcal{D}_t = (\mathcal{D}_t^{(1)}, \dots, \mathcal{D}_t^{(5)})$ , then the stratified distance (SD) should be calculated as:

$$SD = \frac{1}{5} \sum_{i=1}^5 Dist(\mathcal{D}_s^{(i)}, \mathcal{D}_t^{(i)}), \quad (1)$$

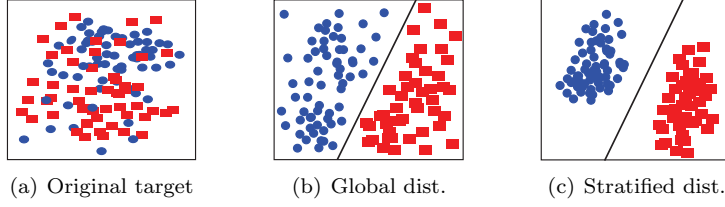


Figure 2: Traditional global distance (GD) and proposed stratified distance (SD).

where  $Dist(\cdot)$  denotes some distance function such as the Euclidean distance. As a comparison, the global distance (GD) can be represented as:

$$GD = Dist(\mathcal{D}_s, \mathcal{D}_t). \quad (2)$$

Figure 3.2 illustrates the results of *global* and our *stratified* distance on simulated classification datasets. It indicates that *SD* could not only help to learn good classification function, but helps to obtain tighter within-class distance.

### 3.3. The STL Framework

We can exploit the proposed Stratified distance (SD) measure to perform source domain selection and activity transfer in CPAR. Technically, there are two critical challenges ahead. Firstly, SD is based on the labels of both domains, while the target domain has no labels. Secondly, even if we could obtain the labels for the target domain, it is nontrivial to solve Eq. (4) since we do not know how to choose the  $Dist(\cdot)$  function.

In this paper, we propose the **Stratified Transfer Learning** (STL) framework to address both of these two challenges. Firstly, STL uses a popular *majority voting* technique to acquire the labels for the target domain. Secondly, STL exploits an effective distance measure called Maximum Mean Discrepancy (MMD) to calculate the SD distance and perform *Intra-class transfer*. Finally, STL could perform source domain selection and activity transfer based on the calculated distance. Figure 3 illustrates the main idea of the STL framework.

#### 3.3.1. Majority voting

We can easily obtain the *pseudo* labels for the target domain based on a weak classifier such as 1-nearest-neighbor (1NN) trained on the source domain by following existing methods [38]. However, we consider that since there is a large distribution discrepancy between two domains, a simple 1NN classifier may not work well. Therefore, we propose to use the *majority voting* technique to exploit the knowledge from the crowd [45]. The idea is that one certain classifier may be less reliable, so we assemble several different classifiers to obtain more reliable pseudo labels. To this end, STL makes use of some base classifiers learned on  $\mathcal{D}_s$  to collaboratively learn the labels for  $\mathcal{D}_t$ .

Let  $A_j (j = 1, 2, \dots, n_2)$  denotes the final result of majority voting on  $\mathbf{x}_{t_j}$ , and  $f_t(j)$  denotes the prediction of the  $j$ -th sample by the  $t$ -th classifier  $f_t(\cdot)$ ,

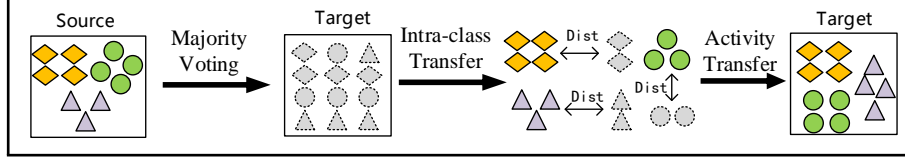


Figure 3: Main idea of Stratified Transfer Learning (STL) framework. There are mainly three steps: (1) Candidates generating to generate pseudo labels for the target domain; (2) Perform intra-class transfer between source domain and candidates; (3) Perform source domain selection or activity transfer using the transferred data.

then:

$$A_j = \begin{cases} \text{majority}(f_t(j), t) & \text{if majority holds} \\ -1 & \text{otherwise} \end{cases} \quad (3)$$

where  $t \in \{1, 2, \dots\}$  denotes the index of the classifier.

The majority voting technique generally ensembles all the classifiers learned in the source domain. The condition “majority holds” refers to any potential scheme that helps to generate a better solution such as simple voting and weighted voting. Specifically,  $A_j$  could be defined as a) if most classifiers have the same results on a sample, we take its label, else we label it ‘-1’; b) same as a) with voting weights to classifiers; c) the stacking of some base classifiers. In theory, the classifiers can be of any type.

Formally, we call the samples with pseudo labels in the target domain *Candidates*, which is denoted as  $\mathbf{X}_{can}$ . For those samples with label ‘-1’, we call them *Residuals* and denote as  $\mathbf{X}_{res}$ .

Using majority voting, STL can generate reliable *pseudo* labels for the target domain. These pseudo labels will act as the evidence of the following transfer learning algorithms. The effectiveness of this technique will be evaluated in later sections.

### 3.3.2. Intra-class transfer

In this step, STL exploits the local property of domains to further transform each class of the source and target domains into the same subspace. Since the properties within each class are more similar, the *Intra-class transfer* technique will guarantee that the transformed domains have the minimal distance. In this step, we only consider the *candidates* from the target domain for their reliable pseudo labels.

Initially,  $\mathcal{D}_s$  and  $\mathbf{X}_{can}$  are divided into  $C$  groups according to their (pseudo) labels, where  $C$  is the total number of classes. Then, feature transformation is performed within each class of both domains. Finally, the results of distinct subspaces are merged.

In order to achieve intra-class transfer, we need to calculate the distance between *each class*. Since the target domain has no labels, we use the pseudo labels from majority voting. For the candidates and the source domain, we

calculate their *intra-class* distance using the *stratified* distance:

$$SD = \frac{1}{C} \sum_{c=1}^C Dist(\mathcal{D}_s^{(c)}, \mathbf{X}_{can}^{(c)}), \quad (4)$$

where  $\mathcal{D}_s^{(c)}$  and  $\mathbf{X}_{can}^{(c)}$  denote the samples from class  $c$  in the source and candidates, respectively.

This distance can easily be calculated using existing metrics such as Euclidean distance and Kullback-Leibler (KL) divergence [37]. However, the Euclidean distance and KL divergence are too general for activity recognition problem, which ignores the label information of the source domain. Moreover, the KL divergence needs to first estimate the probability of both domains, which is trivial and not suitable since the target domain has no labels. Therefore, we need to calculate the similarity between domains while considering the label information on the source domain.

In order to calculate the function  $Dist(\cdot)$  in Eq. (1), we adopt Maximum Mean Discrepancy (MMD) [46] as the measurement. MMD is a nonparametric method to measure the divergence between two distinct distributions and it has been widely applied to many transfer learning methods [14, 16]. The MMD distance between two domains can be formally computed as

$$D(\mathcal{D}_s, \mathbf{X}_{can}) = \sum_{c=1}^C \left\| \frac{1}{n_s^{(c)}} \sum_{\mathbf{x}_i^s \in \mathcal{D}_s^{(c)}} \phi(\mathbf{x}_i^s) - \frac{1}{n_t^{(c)}} \sum_{\mathbf{x}_j^t \in \mathbf{X}_{can}^{(c)}} \phi(\mathbf{x}_j^t) \right\|_{\mathcal{H}}^2, \quad (5)$$

where  $\mathcal{H}$  denotes reproducing kernel Hilbert space (RKHS).  $n_s^{(c)} = |\mathcal{D}_s^{(c)}|$ ,  $n_t^{(c)} = |\mathbf{X}_{can}^{(c)}|$ . Here  $\phi(\cdot)$  denotes some feature map to map the original samples to RKHS. The reason we do not use the original data is that the features are often distorted in the original feature space, and it can be more efficient to perform knowledge transfer in RKHS [14].

Therefore, given a predefined mapping function  $\phi(\cdot)$ , we can compute the intra-class distance between two domains.

**Remark:** The majority voting and intra-class transfer are common steps in STL. In next sections, we will elaborate how to use the STL framework to perform source domain selection and activity transfer.

### 3.4. Stratified Domain Selection

Given a set of body parts with label information, we have to determine the body part that has the most similar property to the target body part. In this paper, based on the STL framework, we propose the *Stratified Domain Selection (STL-SDS)* algorithm to handle this challenge. Based on the proposed *Stratified* distance, STL-SDS well exploits the local property of different domains as well as the supervised information on the source domain.

We adopt a *greedy* technique in STL-SDS. We know that the most similar body part to the target is the one with the most similar structure and body

functions. Therefore, we use the distance to reflect their similarity. We calculate the stratified distance according to Eq. (5) between each source domain and the target domain, and select the one with the minimal distance.

Unfortunately, it is non-trivial to solve Eq. (5) directly since the mapping function  $\phi(\cdot)$  is to be determined. Simply use a certain function will ruin the local property of domains. Thus, we turn to some kernel methods. We define a kernel matrix  $\mathbf{K} \in \mathbb{R}^{(n_1+n_2) \times (n_1+n_2)}$ , which can be constructed by the inner product of the mapping:

$$\mathbf{K}_{ij} = \langle \phi(\mathbf{x}_i^s), \phi(\mathbf{x}_j^t) \rangle = \phi(\mathbf{x}_i^s)^\top \phi(\mathbf{x}_j^t), \quad (6)$$

where  $\mathbf{x}_i^s$  and  $\mathbf{x}_j^t$  are samples from either  $\mathcal{D}_s$  or  $\mathbf{X}_{can}$ .

Therefore, we can easily calculate this equation without losing the local property by giving  $\phi(\cdot)$  a certain implementation. In our work, we use the Radical Basis Function (RBF), which can be defined as:

$$K(\mathbf{x}_i^s, \mathbf{x}_j^t) = \exp \left( -\frac{\|\mathbf{x}_i^s - \mathbf{x}_j^t\|_2^2}{2\sigma^2} \right), \quad (7)$$

where  $\sigma$  is the kernel bandwidth.

The complete learning process of STL-SDS is in Algorithm 1.

---

**Algorithm 1** STL-SDS: Stratifed Domain Selection

---

**Input:** A list of source domains  $\mathcal{D}_{s_1}, \dots, \mathcal{D}_{s_K}$ , target domain  $\mathcal{D}_t$ .

**Output:** The source domain that has the minimal distance to  $\mathcal{D}_t$ .

- 1: Initialize a source domain set  $S = \{\}$ ;
  - 2: Perform majority voting on  $\mathcal{D}_t$  to acquire  $\mathbf{X}_{can}$ ;
  - 3: Obtain the pseudo labels  $\mathbf{y}_t$  for  $\mathcal{D}_t$ ;
  - 4: **for**  $i = 1$  to  $K$  **do**
  - 5:   Compute the distance  $SD_i$  between  $\mathcal{D}_{s_i}$  and  $\mathbf{X}_{can}$  using Eq.(5);
  - 6:   Add  $SD_i$  to  $S$ ;
  - 7: **end for**
  - 8: **return** Index  $j$  of source domain that  $SD_j = \min\{S\}$ .
- 

### 3.5. Stratified Activity Transfer

After source domain selection, we can obtain the most similar body part to the target domain. The next step is to design an accurate transfer learning algorithm to perform activity transfer. In this paper, we propose Stratified Activity Transfer (STL-SAT) method for activity recognition. STL-SAT is also based on our *stratified* distance, and it can simultaneously transform the individual classes of the source and target domains into the same subspaces by exploiting the local property of domains. After feature learning, STL can learn the labels for the candidates. Finally, STL-SAT will perform a second annotation to obtain the labels for the residuals.

The feature transformation is also based on the intra-class transfer technique in Eq. (5). However, different from STL-SDS where we use a certain mapping function such as RBF for feature mapping, we *learn* this mapping  $\phi(\cdot)$  in this step. The reason is that STL-SDS only needs one particular feature map to avoid the feature distortion, while STL-SAT will find the *optimal* feature map with the minimal domain distance.

The learning of this feature map also starts with Eq. (5). For efficient learning, we introduce a feature transformation matrix  $\mathbf{W} \in \mathbb{R}^{(n_1+n_2) \times m}$  to transform the samples of both domains from the original space to the RKHS. Here  $m \ll d$  denotes the dimension after feature transformation. Thus, learning  $\phi(\cdot)$  is equal to learning the matrix  $\mathbf{W}$ . Then, by applying kernel tricks, Eq. 5 can be eventually formulated as the following trace optimization problem:

$$\begin{aligned} \min_{\mathbf{W}} \quad & \sum_{c=1}^C \text{tr}(\mathbf{W}^\top \mathbf{K} \mathbf{L}_c \mathbf{K} \mathbf{W}) + \lambda \text{tr}(\mathbf{W}^\top \mathbf{W}) \\ \text{s.t.} \quad & \mathbf{W}^\top \mathbf{K} \mathbf{H} \mathbf{K} \mathbf{W} = \mathbf{I} \end{aligned} \quad (8)$$

There are two terms in the objective function of Eq. (8). The first term ( $\sum_{c=1}^C \text{tr}(\mathbf{W}^\top \mathbf{K} \mathbf{L}_c \mathbf{K} \mathbf{W})$ ) denotes the MMD distance of each class between source and target domain, and the second one ( $\lambda \text{tr}(\mathbf{W}^\top \mathbf{W})$ ) denotes the regularization term to ensure the problem is well-defined with  $\lambda$  the trade-off parameter. The constraint in Eq. 8 is used to guarantee that the transformed data ( $\mathbf{W}^\top \mathbf{K}$ ) will still preserve some structure property of the original data.  $\mathbf{I}_{n_s+n_t}$  is the identical matrix, and  $\mathbf{H} = \mathbf{I}_{n_s+n_t} - 1/(n_s+n_t)\mathbf{1}\mathbf{1}^\top$  is the centering matrix. For notational brevity, we will drop the subscript for  $\mathbf{I}_{n_s+n_t}$  in the sequel.  $\mathbf{L}_c$  is the intra-class MMD matrix, which can be constructed as:

$$(\mathbf{L}_c)_{ij} = \begin{cases} \frac{1}{(n_s^{(c)})^2} & \mathbf{x}_i, \mathbf{x}_j \in \mathcal{D}_s^{(c)} \\ \frac{1}{(n_t^{(c)})^2} & \mathbf{x}_i, \mathbf{x}_j \in \mathbf{X}_{can}^{(c)} \\ -\frac{1}{n_s^{(c)}n_t^{(c)}} & \begin{cases} \mathbf{x}_i \in \mathcal{D}_s^{(c)}, \mathbf{x}_j \in \mathbf{X}_{can}^{(c)} \\ \mathbf{x}_i \in \mathbf{X}_{can}^{(c)}, \mathbf{x}_j \in \mathcal{D}_s^{(c)} \end{cases} \\ 0 & \text{otherwise} \end{cases} \quad (9)$$

**Learning algorithm:** Acquiring the solution of Eq. 8 is non-trivial. To this end, we adopt Lagrange method. We denote  $\Phi$  the Lagrange multiplier, then the Lagrange function can be derived as

$$\begin{aligned} L = \quad & \text{tr} \left( \mathbf{W}^\top \mathbf{K} \sum_{c=1}^C \mathbf{L}_c \mathbf{K}^\top \mathbf{W} \right) + \lambda \text{tr}(\mathbf{W}^\top \mathbf{W}) \\ & + \text{tr}((\mathbf{I} - \mathbf{W}^\top \mathbf{K} \mathbf{H} \mathbf{K}^\top \mathbf{W}) \Phi) \end{aligned} \quad (10)$$

Setting the derivative  $\partial L / \partial \mathbf{W} = 0$ , Eq. 10 can be finally formalized as an generalized eigen-decomposition problem

$$\left( \mathbf{K} \sum_{c=1}^C \mathbf{L}_c \mathbf{K}^\top + \lambda \mathbf{I} \right) \mathbf{W} = \mathbf{K} \mathbf{H} \mathbf{K}^\top \mathbf{W} \Phi \quad (11)$$

---

**Algorithm 2** STL-SAT: Stratified Activity Transfer

---

**Input:** Source domain  $\mathcal{D}_s$ , target domain  $\mathcal{D}_t$ , dimension  $m$ .

**Output:** The labels for the target domain:  $\{\mathbf{y}_t\}$ .

- Perform majority voting on  $\mathcal{D}_t$  using Eq. 3 to get  $\{\mathbf{X}_{can}, \tilde{\mathbf{y}}_{can}\}$  and  $\mathbf{X}_{res}$ ;
- 2: Construct kernel matrix  $\mathbf{K}$  according to Eq. (6) using  $\mathbf{X}_{src}$  and  $\mathbf{X}_{can}$ , and compute the intra-class MMD matrix  $\mathbf{L}_c$  using Eq. 9;
  - repeat**
  - 4: Solve the eigen-decomposition problem in Eq. 11 and take the  $m$  smallest eigen-vectors to obtain the transformation matrix  $\mathbf{W}$ ;  
Transform the same classes of  $\mathbf{X}_s$  and  $\mathbf{X}_{can}$  into the same subspaces using  $\mathbf{W}$ , and then merge them;
  - 6: Perform second annotation to get  $\{\hat{\mathbf{y}}_{can}\}$  and  $\{\hat{\mathbf{y}}_{res}\}$ ;  
Construct kernel matrix  $\mathbf{K}$  and compute the intra-class MMD matrix  $\mathbf{L}_c$  using Eq. 9;
  - 8: **until** Convergence
  - return**  $\{\mathbf{y}_t\}$ .
- 

Solving Eq. 11 refers to solve this generalized eigen-decomposition problem and take the  $m$  smallest eigenvectors to construct  $\mathbf{W}$ .  $\mathbf{W}$  can transform both domains into the same subspace with minimum domain distance while preserving their properties. Since the knowledge transfer pertains to each class, we call this step *intra-class transfer*, and that is where the name *stratified* originates from. After this step, the source and target domains belonging to the same class are simultaneously transformed into the same subspaces.

After solving the above optimization problem, it is easy to get more reliable predictions ( $\hat{\mathbf{y}}_{can}$ ) of the *candidates*. Specifically, we train a standard classifier using  $\{[\mathbf{W}^\top \mathbf{K}]_{1:n_1, :}, \mathbf{y}_s\}$  and apply prediction on  $[\mathbf{W}^\top \mathbf{K}]_{n_1+1:n_2, :}$ . Finally, the labels of *residuals* can be obtained by training classifier on instances  $\{\mathbf{X}_{can}, \hat{\mathbf{y}}_{can}\}$ . The labels of candidates can be correspondingly close to the ground truth by annotating twice since the domains are now in the same subspace after intra-class transfer.

The overall process of STL-SAT is described in Algorithm 2.

Remark: It should be noted that STL-SAT could achieve a better prediction if we use the result of *second annotation* as the initial state and run *intra-class transfer* iteratively. This *EM-like* algorithm is empirically effective and will be validated in the following experiments. Additionally, we *only* use majority voting in the first round of the iteration, then the proposed SAT could iteratively refine the labels for the target domain by *only* using its previous results.

#### 4. Experimental Evaluation

In this section, we evaluate the performances of STL framework (STL-SDS and STL-SAT) via extensive experiments on public activity recognition datasets.

#### 4.1. Datasets and Preprocessing

Three large public datasets are adopted in experiments. Table 1 provides a brief introduction to them. In the following, we briefly introduce those datasets, and more information can be found in their original papers. OPPORTUNITY dataset (**OPP**) [47] is composed of 4 subjects executing different levels of activities with sensors tied to more than 5 body parts. PAMAP2 dataset (**PAMAP**) [48] is collected by 9 subjects performing 18 activities with sensors on 3 body parts. UCI daily and sports dataset (**DSADS**) [49] consists of 19 activities collected from 8 subjects wearing body-worn sensors on 5 body parts. Accelerometer, gyroscope, and magnetometer are all used in these datasets.

Table 1: Statistical information of three public datasets for activity recognition

Dataset	Person	Activity	Sample	Position
OPP	4	4	701K	Back (B), Right Upper Arm (RUA), Right Left Arm (RLA), Left Upper Arm (LLA), Left Lower Arm (LLA)
PAMAP	9	18	284M	Hand (H), Chest(C), Ankle (A)
DSADS	8	19	114M	Torso (T), Right Arm (RA), Left Arm (LA), Right Leg (RL), Left Leg (LL)

Fig. 4 illustrates the positions we investigated in three datasets. In our experiments, we use the data from all three sensors in each body part since most information can be retained in this way. For one sensor, we combine the data from 3 axes together using  $a = \sqrt{x^2 + y^2 + z^2}$ . Then, we exploit the sliding window technique to extract features (window length is 5s). The feature extraction procedure is mainly executed according to existing work [50]. In total, 27 features from both time and frequency domains are extracted for a single sensor. Since there are three sensors (i.e. accelerometer, gyroscope, and magnetometer) on one body part, we extracted 81 features from one position.

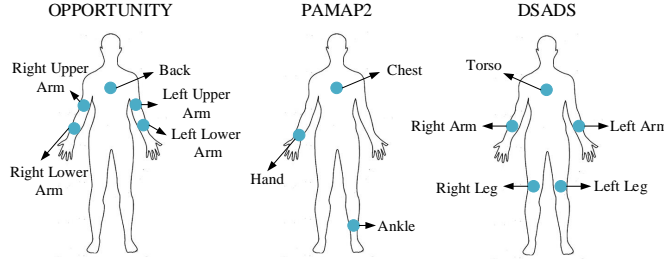


Figure 4: Different positions on OPPORTUNITY, PAMAP2 and DSADS.

In order to better exploit these three datasets, we perform two aspects of cross-position activity recognition: *Within Dataset* and *Cross dataset*. *Within Dataset* refers to perform CPAR inside a particular dataset. For instance, we can learn the labels for the Right Arm (RA) of the DSADS dataset by using labeled data from the other four body parts. In contrast, *Cross dataset* uses the labeled body parts from another different dataset as the source domains. In our experiments, we use DSADS and OPP datasets for *Within dataset* since they contain more body parts than PAMAP. We use all classes for each dataset in this aspect. For *Cross Dataset*, we use the body parts from DSADS and OPP as the target domain, and use body parts from PAMAP as the source domain since there are more samples in PAMAP than other two datasets (Table 1). Note that there are different activities in three datasets. Thus we extract 4 common classes: *Walking*, *Sitting*, *Lying*, and *Standing*.

Table 2: Comparison of Global (G) and Stratified (S) distance on source domain selection. The symbol *item* denotes that the item is *not* in consistent with the ground truth.

Target Dataset	DSADS					OPP				
Target Position	T	RA	LA	RL	LL	B	RUA	RLA	LUA	LLA
Cross Dataset	<b>Truth</b>	RA	LA	RA	LL	RL	LUA	RLA	B	LUA
	<b>GD</b>	<i>LA</i>	<i>T</i>	<i>T</i>	LL	RL	LUA	<i>LLA</i>	RUA	<i>LLA</i>
	<b>SD</b>	<i>LA</i>	LA	<i>T</i>	LL	RL	LUA	RLA	RUA	<i>LLA</i>
Cross Dataset	<b>Truth</b>	Chest	Ankle	Chest	Hand	Hand	Chest	Chest	Chest	Chest
	<b>GD</b>	Chest	<i>Chest</i>	Chest	<i>Chest</i>	<i>Chest</i>	Chest	<i>Ankle</i>	<i>Ankle</i>	<i>Ankle</i>
	<b>SD</b>	Chest	Ankle	Chest	Hand	<i>Chest</i>	Chest	Chest	<i>Ankle</i>	Chest

Table 3: Accuracy (%) of Global (GD) and Stratified (SD) distance on source domain selection.

Target Dataset	DSADS					OPP					Average
Target Position	T	RA	LA	RL	LL	B	RUA	RLA	LUA	LLA	-
Target as source	87.6	83.4	84.8	87.9	88.4	37	37.3	36.7	34.8	38.3	61.6
Within Dataset	<b>Truth</b>	35.0	69.5	66.9	69.9	77.3	30.9	33.2	32.1	24.6	27.8
	<b>GD</b>	31.5	<i>34.1</i>	36.0	69.9	77.3	30.9	<i>20.3</i>	32.1	<i>22.7</i>	19.6
	<b>SD</b>	31.5	69.5	36.0	69.9	77.3	30.9	33.2	32.1	<i>22.7</i>	19.6
Cross Dataset	<b>Truth</b>	23.8	25.0	24.8	25.0	25.0	50.1	50.0	49.9	50.0	37.4
	<b>GD</b>	23.8	0.6	<i>24.8</i>	<i>2.7</i>	2.0	50.1	<i>24.5</i>	<i>24.5</i>	<i>47.3</i>	23.6
	<b>SD</b>	23.8	25.0	24.8	25.0	2.0	50.1	50.0	<i>24.5</i>	50.0	32.5

#### 4.2. Evaluation of Stratified Domain Selection

We perform source domain selection using the proposed STL-SDS (i.e. the stratified distance (SD)) algorithm on both the *Within Dataset* and *Cross Dataset* aspects. The comparison method is the *global* distance (GD) using the MMD.

It is worth noting that there is no effective evaluation metric for this domain selection problem. We can never quantitatively know the actual distance between two activity domains. Thus, we evaluate the similarity based on *classification accuracy* using the same classifier. For instance, for source domains *A* and *B* and target domain *C*, we respectively train a linear SVM classifier using *A* or *B* and apply prediction on *C*. The accuracy acts as the ground *truth* for domain similarity: higher accuracy means shorter distance. Then, the source domain with the highest accuracy is the *right* source for the target domain.

The results in Table 2 show the selected source domains of GD and SD, and their accuracies are in Table 3. We also report the accuracy when target itself is as the source domain for comparison. From these tables, we observe: 1) The proposed Stratified distance can select better source domain than the traditional global distance with close performance with the ground truth. 2) The situation when the target domain as the source domain can achieve the best performance. However, it is only the ideal state since there are always the label scarcity problems. It indicates that CPAR is a challenging task since both of the *Within Dataset* and *Cross Dataset* aspects only achieve worse performance. It indicates the necessity of transfer learning algorithm. 2) Generally speaking, the most similar body parts to a side Arm or Leg is its other side. This observation is much easier to understand as a common sense. 3) Torso (or Back / Chest) is the most similar body part to other body parts such as Arms and Legs. This is probably because Torso is physically connected to Arms and Legs, leading to similar moving patterns. Therefore, most of the target domains can leverage

the labeled information from Torso to build models. 4) It is important to notice that although SD achieves good results, its performance is not 100% right. This indicates that it is extremely difficult to perform source selection. We expect to increase the performance of SD in future research.

#### 4.3. Evaluation of Stratified Activity Transfer

We evaluate the performance of STL-SAT in both *Within Dataset* and *Cross Dataset* aspects. The state-of-the-art comparison methods include:

- PCA: Principal component analysis [51].
- KPCA: Kernel principal component analysis [51].
- TCA: Transfer component analysis [14].
- GFK: Geodesic flow kernel [15].
- TKL: Transfer kernel learning [16].

PCA and KPCA are classic dimensionality reduction methods, while TCA, GFK, and TKL are representative transfer learning approaches. The codes of PCA and KPCA are provided in Matlab. The codes of TCA, GFK, and TKL can be obtained online <sup>1</sup>.

We construct several CPAR tasks according to each scenario and use the labels for target domain only for testing. Other than TKL, all other methods require dimensionality reduction. therefore, they were tested using the same dimension. After that, a classifier with the same parameter is learned using the source domain and then the target domain can be labeled. To be more specific, we use the random forest classifier ( $\#Tree = 30$ ) as the final classifier for all the 6 methods. For majority voting in STL-SAT, we simply use SVM ( $C = 100$ ), kNN ( $k = 3$ ), and random forest ( $\#Tree = 30$ ) as the base classifiers. Other parameters are searched to achieve their optimal performance. The #iteration is set to be  $T = 10$  for SAT. It is noticeable that we randomly shuffle the experimental data 5 times in order to gain robust results.

Classification *accuracy* on the target domain is adopted as the evaluation metric, which is widely used in existing transfer learning methods [16, 14]

$$Accuracy = \frac{|\mathbf{x} : \mathbf{x} \in \mathcal{D}_t \wedge \hat{y}(\mathbf{x}) = y(\mathbf{x})|}{|\mathbf{x} : \mathbf{x} \in \mathcal{D}_t|} \quad (12)$$

where  $y(\mathbf{x})$  and  $\hat{y}(\mathbf{x})$  are the truth and predicted labels, respectively.

We run STL-SAT and other methods on all tasks and report the classification accuracy in TABLE 4. For brevity, we only report the results of  $A \rightarrow B$  since its result is close to  $B \rightarrow A$ . It is obvious that SAT significantly outperforms other methods in most cases (with a remarkable improvement of **7.7%** over the best baseline GFK). Compared to traditional dimensionality reduction methods (PCA and KPCA), STL-SAT improves the accuracy by 10% ~ 20%, which implies that SAT is better than typical dimensionality reduction methods. Compared to transfer learning methods (TCA, GFK, and TKL), STL-SAT

---

<sup>1</sup><https://tinyurl.com/y79j6twy>

Table 4: Classification accuracy (%) of STL-SAT and other comparison methods.

Dataset		Task	PCA	KPCA	TCA	GFK	TKL	STL-SAT
<i>Within Dataset</i>	DSADS	RA $\rightarrow$ LA	59.9	62.2	66.2	71.0	54.1	<b>71.1</b>
		RL $\rightarrow$ LL	69.5	70.9	75.1	79.7	61.6	<b>81.6</b>
		RA $\rightarrow$ T	38.9	30.2	39.4	44.2	32.7	<b>45.6</b>
	OPP	RUA $\rightarrow$ LUA	76.1	65.6	76.9	74.6	66.8	<b>84.0</b>
		RLA $\rightarrow$ LLA	62.2	66.5	60.6	74.6	66.8	<b>83.9</b>
		RLA $\rightarrow$ T	<b>59.1</b>	47.0	55.4	48.9	47.7	56.9
		RUA $\rightarrow$ T	68.0	54.5	67.5	66.1	60.5	<b>75.2</b>
	PAMAP	H $\rightarrow$ C	35.0	24.4	34.9	36.2	35.7	<b>43.5</b>
<i>Cross Dataset</i>	PAMAP $\rightarrow$ OPP	C $\rightarrow$ B	32.8	43.8	39.0	27.6	35.6	<b>40.1</b>
	DSADS $\rightarrow$ P	T $\rightarrow$ C	23.2	18.0	23.7	19.4	21.7	<b>37.8</b>
	OPP $\rightarrow$ D	B $\rightarrow$ T	44.3	49.4	46.9	48.1	52.8	<b>55.5</b>
Average			51.7	48.4	53.2	53.7	48.7	<b>61.4</b>

still shows an improvement of 5%  $\sim$  15%. Therefore, STL-SAT is more effective than all the comparison methods in most cases.

The performance of TKL is the worst, because of the instability of the transfer kernel. TCA only learns a global domain shift, thus the similarity within classes is not fully exploited. The performance of GFK is second to SAT, even if GFK also learns a global domain shift. Because the geodesic distance in high-dimensional space is capable of preserving the intra properties of domains. The differences between STL-SAT and GFK are: 1) STL-SAT outperforms GFK in most cases with significant improvement; 2) STL-SAT strongly outperforms GFK in *Within Dataset* category, indicating that SAT is more robust in recognizing different levels of activities. For SAT, it performs intra-class knowledge transfer after generating pseudo labels for candidates. Thus, better performance can be achieved by exploiting the local property of classes.

#### 4.4. Further Analysis

In this section, we conduct further experiments to discover more insights in cross-position activity recognition.

##### 4.4.1. Performance on Different Degrees of Similarities

Since the similarity between positions is extremely important to CPAR, we want to explore the performance of transfer learning methods in more fine-grained similarity degrees. Generally speaking, positions in *Within Dataset* are with more similarity than *Cross Dataset*. But in one dataset, can we find more degrees of similarities? It seems that in one person, Right Arm is more similar to Left Arm than to Torso. In order to explore this, we average the performance of all the methods in Fig. 5(a). We use *Highly Likely* to denote the similar body parts such as RA  $\rightarrow$  LA, *Likely* to denote the dissimilar body parts such as RA  $\rightarrow$  T, and *Less Likely* to denote the *Within Dataset* for notational consistency.

For all the methods, the accuracy drops as the domain similarity becomes less. Additionally, the performance of STL-SAT is the best in all scenarios. In different degrees of similarities, the change of classification accuracy of each method follows the same tendency. Specifically, the performance of all the methods is the best between similar body parts for the same person (e.g. RA  $\rightarrow$  LA). The performance becomes worse for different body parts (e.g. RA  $\rightarrow$  T). This

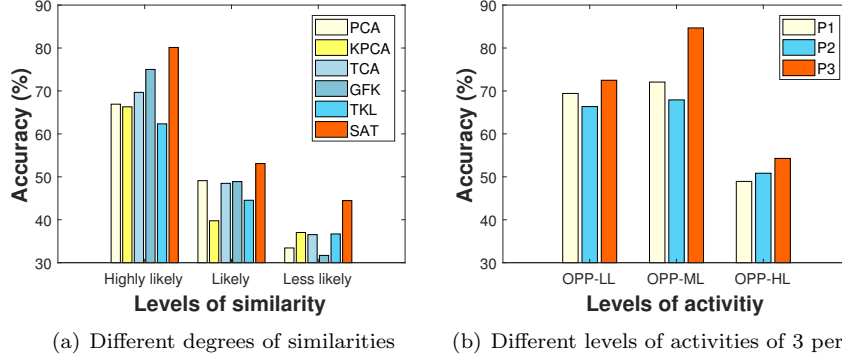


Figure 5: Classification accuracy of (a) different degrees of similarities and (b) different levels of activities in transfer learning.

is because Right Arm (RA) is more similar to Left Arm (LA) than to Torso (T). For a different person, all methods produce the worst results because different people have exactly different body structure and moving patterns (e.g.  $T \rightarrow T$  across datasets). At the same degree of similarity, the results are also different. For example, the performance of  $RUA \rightarrow T$  is better than  $RLA \rightarrow T$  in the same dataset. Because there is more similarity between Right Upper Arm (RUA) and Torso (T) than between Right Lower Arm (RLA) and Torso (T). Other positions also share the similar discovery.

All the experimental results indicate that the *similarity* between the source and target domain is important for cross-domain learning. In real life, other factors such as age and hobby also help define the similarity of activities. For other cross-domain tasks (image classification etc.), finding the relevant domain is also important. For example, the most similar image set for a dog is probably a cat, since those two kinds of animals have similar body structures, moving patterns, and living environments.

#### 4.4.2. Performance on Different Levels of Activities

The previous experiments are mainly on activity of daily living, which is mostly body movements and sports activities. In real life, there are more than this level of activities. For instance, *Having Coffee* is much higher than *Walking* since it requires more environmental information. Different levels of activities imply the different depths of activity granularities. In this section, we extensively investigate the performance of CPAR on different levels of activities. By taking advantage of the diverse activity classes in OPP dataset [47], we analyze the transfer learning performance on low-level (**OPP-LL**), middle-level (**OPP-ML**), and high-level (**OPP-HL**) activities. The results are presented in Fig. 5(b). It indicates the best performance is achieved at *middle-level* activities, while it suffers from low-level and even worse at high-level activities.

Low-level activities such as *Walking* and middle-level activities such as *Closing* are mostly contributed by the atomic movements of body parts and they are likely to achieve better transfer results than the high-levels. On the other hand,

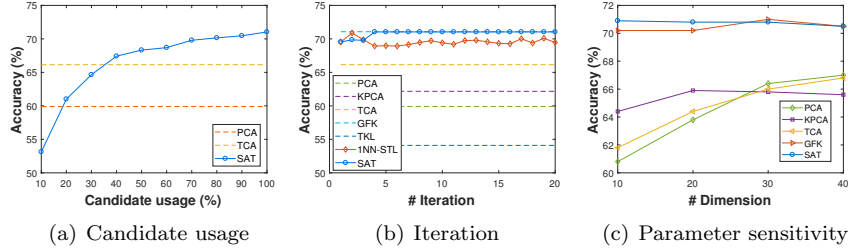


Figure 6: Detailed results: a) Candidates usage of STL-SAT for RA  $\rightarrow$  LA on DSADS dataset; b) Convergence of 1NN-SAT and STL-SAT; c) Parameter sensitivity

high-level activities such as *Coffee Time* not only involve basic body movements, but also contain *contextual* information like ambient or objects, which is difficult to capture only by the body parts. Since the bridge of successful cross-position transfer learning is the similarity of body parts, it is not ideal to achieve good transfer performance by only using body parts. The reason why results on OPP-ML are better than OPP-LL is that activities of OPP-ML are more fine-grained than OPP-LL, making it more capable of capturing the similarities between the body parts.

#### 4.5. Effectiveness Analysis

In this section, we verify the effectiveness of STL-SAT in several aspects since it is more complicated than STL-SDS. The core idea of STL-SAT is *intra-class transfer*, where the *pseudo* labels of the *candidates* are acting as the evidence of transfer learning. It is intuitive to ask the following three questions. Firstly, *Can the confidence of the pseudo labels have an influence on the algorithm?* It seems that STL-SAT will not achieve good performance if there is not enough *reliable* candidates available. Secondly, *Can the choice of majority voting classifiers affect the framework?* If we use different classifiers, the performance is likely to vary. Thirdly, *Is the performance of STL-SAT robust to parameter selection??* There are several parameters in STL-SAT: trade-off parameter  $\lambda$  and dimension  $m$ . Will they affect the performance? In this part, we answer these questions through the following experiments.

**1) The confidence of the candidates:** We control the percentage of the *candidates* from 10% to 100% in every trial and make the rest belong to the *residual* part. Then we test the performance of STL-SAT. We test on the task LA  $\rightarrow$  RA on DSADS and compare with other 2 methods (PCA and TCA). The result is shown in Fig. 6(a). For simplicity, we only compare STL-SAT with PCA and TCA, since they are both classic dimensionality reduction methods. From the results, we can observe that the performance of STL-SAT is increasing along with the increment of candidates percentage. More importantly, STL-SAT outperforms the other two methods with **less than 40%** of candidates. It reveals that SAT does not largely rely on the confidence of the candidates and can achieve good performance even with fewer candidates.

**2) Majority voting classifiers and iteration:** To test the effectiveness of majority voting classifiers, we choose 1 nearest neighbor (1NN) as the base

classifier of majority voting. Then we run SAT iteratively. The results are shown in Fig. 6(b), where ‘1NN-SAT’ and ‘SAT’ denotes the result of STL-SAT using 1NN and random forest as the base majority voting classifier, respectively. From those results, we can observe: 1) STL-SAT can iteratively improve the classification accuracy even with some weak majority voting classifier. 1NN-SAT achieves slightly worse than STLSAT, indicating that STL-SAT is rather *robust* to the base classifiers. Since more powerful classifiers would lead to better performance, we strongly suggest using more reliable classifiers for majority voting in real problems. 2) STL-SAT can reach a quick convergence within *fewer than 10* iterations. This indicates that STL-SAT can be efficiently trained.

**3) Parameter sensitivity.** STL-SAT involves two parameters: the dimension  $m$ , and trade-off parameter  $\lambda$ . In this experiment, we empirically evaluate the sensitivity of  $m$ . The evaluation of  $\lambda$  follows the same tendencies. We set  $m \in \{10, 20, 30, 40\}$  and test the performance of SAT and other dimensionality reduction methods. As shown in Fig. 6(c), STL-SAT achieves the best accuracy under different dimensions. Meanwhile, the accuracy of STL-SAT almost does not change with the decrement of  $m$ . The results reveal that STL-SAT is much more effective and robust than other methods under different dimensions. Therefore, STL-SAT can be easily applied to many cross-domain tasks which require robust performance w.r.t. different dimensions.

## 5. Discussions

We studied cross-domain activity recognition through the proposed STL framework and evaluated its performance on cross-position HAR tasks. There are more applications in pervasive computing that STL could be used for. In this section, we discuss the potential of STL in other applications.

1) *Activity recognition.* The results of activity recognition can be different according to different *devices*, *users*, and wearing *positions*. STL makes it possible to perform cross-device/user/position activity recognition with high accuracy. In case cross-domain learning is needed, finding and measuring the similarity between the device/user/position is critical.

2) *Localization.* In WiFi localization, the WiFi signal changes with the *time*, *sensor*, and *environment*, causing the distributions to differ. Therefore, it is necessary to perform cross-domain localization. When applying SAT to this situation, it is also important to capture the similarity of signals according to time/sensor/environment.

3) *Gesture recognition.* Due to the differences in hand structure and movement patterns, the current gesture recognition models cannot generalize well. In this case, STL can be a good option. Meanwhile, special attention needs to be paid to the divergence between the different characteristics of the subjects.

4) *Other context-aware applications.* Other applications include smart home sensing, intelligent city planning, healthcare, and human-computer interaction. They are also context-aware applications. Most of the models built for pervasive computing are only *specific* to certain contexts. Transfer learning makes it

possible to transfer the knowledge between related contexts, of which STL can achieve the best performance. However, when recognizing high-level contexts such as *Coffee Time*, it is rather important to consider the relationship between different contexts in order to leverage their similarities. The research on this area is still on the go.

5) *Suggestions for using STL*. Firstly, before using STL, it is critical to extract useful feature representations from the original data. Secondly, it is better to use strong classifiers for majority voting to improve the convergence rate. Thirdly, the intra-class transfer step of STL-SAT can be deployed in parallel if we compute the transformation matrix of each class.

## 6. Conclusions and Future Work

The label scarcity problem is very common in activity recognition. Transfer learning addresses this issue by leveraging labeled data from auxiliary domains to annotate the target domain. In this paper, we propose a novel and general Stratified Transfer Learning (STL) framework for cross-domain learning in pervasive computing. STL can address both the source domain selection (by STL-SDS) and knowledge transfer (by STL-SAT) problems in CPAR. Compared to existing approaches which only learn a global distance, STL can exploit the local property of each class between different domains. Experiments on three large public datasets demonstrate the significant superiority of STL over five state-of-the-art methods. We extensively analyze the performance of transfer learning under different degrees of similarities and different levels of activities.

In the future, we plan to apply STL to heterogeneous activity recognition and extend STL in deep neural networks.

## Acknowledgments

This work is supported in part by National Key R & D Plan of China (No.2017YFB1002802), NSFC (No.61572471,61472399), and Beijing Municipal Science & Technology Commission (No.Z171100000117017).

## References

### References

- [1] A. Sadri, Y. Ren, F. D. Salim, Information gain-based metric for recognizing transitions in human activities, *Pervasive and Mobile Computing* 38 (2017) 92–109.
- [2] M. Huber, G. Záruba, N. B. Burns, K. Daniel, Smartcare: an introduction, in: *PerCom Workshops*, IEEE, 2017, pp. 394–400.
- [3] A. Asudeh, G. V. Zaruba, S. K. Das, A general model for mac protocol selection in wireless sensor networks, *Ad Hoc Networks* 36 (2016) 189–202.
- [4] W. Shao, F. D. Salim, T. Gu, N.-T. Dinh, J. Chan, Traveling officer problem: Managing car parking violations efficiently using sensor data, *IEEE Internet of Things Journal* 5 (2) (2018) 802–810.
- [5] C. Krupitzer, F. M. Roth, S. VanSyckel, G. Schiele, C. Becker, A survey on engineering approaches for self-adaptive systems, *Pervasive and Mobile Computing* 17 (2015) 184–206.

- [6] R. M. Ogunnaike, B. Lagesse, Toward consumer-friendly security in smart environments, in: PerCom Workshops, IEEE, 2017, pp. 612–617.
- [7] J. Wen, J. Indulska, M. Zhong, Adaptive activity learning with dynamically available context, in: 2016 IEEE International Conference on Pervasive Computing and Communications (PerCom), IEEE, 2016, pp. 1–11.
- [8] N. Y. Hammerla, J. Fisher, P. Andras, L. Rochester, R. Walker, T. Plötz, Pd disease state assessment in naturalistic environments using deep learning., in: AAAI, 2015, pp. 1742–1748.
- [9] T. Plötz, N. Y. Hammerla, P. Olivier, Feature learning for activity recognition in ubiquitous computing, in: IJCAI, Vol. 22, 2011, p. 1729.
- [10] S. J. Pan, Q. Yang, A survey on transfer learning, Knowledge and Data Engineering, IEEE Transactions on 22 (10) (2010) 1345–1359.
- [11] D. Cook, K. D. Feuz, N. C. Krishnan, Transfer learning for activity recognition: A survey, Knowledge and information systems 36 (3) (2013) 537–556.
- [12] J. Blitzer, R. McDonald, F. Pereira, Domain adaptation with structural correspondence learning, in: Proceedings of the 2006 conference on empirical methods in natural language processing, Association for Computational Linguistics, 2006, pp. 120–128.
- [13] W. M. Kouw, L. J. van der Maaten, J. H. Krijthe, M. Loog, Feature-level domain adaptation, Journal of Machine Learning Research 17 (171) (2016) 1–32.
- [14] S. J. Pan, I. W. Tsang, J. T. Kwok, Q. Yang, Domain adaptation via transfer component analysis, IEEE Transactions on Neural Networks 22 (2) (2011) 199–210.
- [15] B. Gong, Y. Shi, F. Sha, K. Grauman, Geodesic flow kernel for unsupervised domain adaptation, in: CVPR, 2012, pp. 2066–2073.
- [16] M. Long, J. Wang, J. Sun, S. Y. Philip, Domain invariant transfer kernel learning, IEEE Transactions on Knowledge and Data Engineering 27 (6) (2015) 1519–1532.
- [17] Y. Lin, J. Chen, Y. Cao, Y. Zhou, L. Zhang, Y. Y. Tang, S. Wang, Cross-domain recognition by identifying joint subspaces of source domain and target domain, IEEE transactions on cybernetics.
- [18] E. Elhamifar, R. Vidal, Sparse subspace clustering: Algorithm, theory, and applications, IEEE transactions on pattern analysis and machine intelligence 35 (11) (2013) 2765–2781.
- [19] J. Wang, Y. Chen, L. Hu, X. Peng, P. S. Yu, Stratified transfer learning for cross-domain activity recognition, in: PerCom, 2018.
- [20] A. Bulling, U. Blanke, B. Schiele, A tutorial on human activity recognition using body-worn inertial sensors, ACM Computing Surveys (CSUR) 46 (3) (2014) 33.
- [21] O. D. Lara, M. A. Labrador, A survey on human activity recognition using wearable sensors, IEEE Communications Surveys & Tutorials 15 (3) (2013) 1192–1209.
- [22] J. Wang, Y. Chen, S. Hao, X. Peng, L. Hu, Deep learning for sensor-based activity recognition: A survey, Pattern Recognition Letters.
- [23] V. W. Zheng, Q. Yang, User-dependent aspect model for collaborative activity recognition, in: IJCAI, Vol. 22, 2011, pp. 2085–2090.
- [24] Y. Chen, Y. Gu, X. Jiang, J. Wang, Ocean: A new opportunistic computing model for wearable activity recognition, in: UbiComp Adjunct, ACM, 2016, pp. 33–36.
- [25] H. S. Hossain, N. Roy, M. A. A. H. Khan, Active learning enabled activity recognition, in: IEEE PerCom Conference, 2016, pp. 1–9.
- [26] W. S. Lasecki, Y. C. Song, H. Kautz, J. P. Bigham, Real-time crowd labeling for deployable activity recognition, in: CSCW, ACM, 2013, pp. 1203–1212.
- [27] L. T. Nguyen, M. Zeng, P. Tague, J. Zhang, I did not smoke 100 cigarettes today!: avoiding false positives in real-world activity recognition, in: UbiComp, ACM, 2015, pp. 1053–1063.
- [28] L. Hu, Y. Chen, S. Wang, J. Wang, J. Shen, X. Jiang, Z. Shen, Less annotation on personalized activity recognition using context data, in: Proceedings of the 2016 International IEEE Conference on Ubiquitous Intelligence Computing (UIC), 2016, pp. 327–332.
- [29] Y. LeCun, Y. Bengio, G. Hinton, Deep learning, Nature 521 (7553) (2015) 436–444.
- [30] F. J. O. Morales, D. Roggen, Deep convolutional feature transfer across mobile activity recognition domains, sensor modalities and locations, in: ISWC, ACM, 2016, pp. 92–99.
- [31] S. J. Pan, J. T. Kwok, Q. Yang, Transfer learning via dimensionality reduction, in: AAAI, Vol. 8, 2008, pp. 677–682.
- [32] L. Duan, I. W. Tsang, D. Xu, Domain transfer multiple kernel learning, IEEE Transactions on Pattern Analysis and Machine Intelligence 34 (3) (2012) 465–479.
- [33] B. Tan, Y. Zhang, S. J. Pan, Q. Yang, Distant domain transfer learning, in: AAAI, 2017.
- [34] R. Chattopadhyay, Q. Sun, W. Fan, I. Davidson, S. Panchanathan, J. Ye, Multisource domain adaptation and its application to early detection of fatigue, ACM Transactions on Knowledge

Discovery from Data (TKDD) 6 (4) (2012) 18.

- [35] Y. Yao, G. Doretto, Boosting for transfer learning with multiple sources, in: Computer vision and pattern recognition (CVPR), 2010 IEEE conference on, IEEE, 2010, pp. 1855–1862.
- [36] Z. Zhao, Y. Chen, J. Liu, Z. Shen, M. Liu, Cross-people mobile-phone based activity recognition, in: IJCAI, Vol. 11, 2011, pp. 2545–2550.
- [37] J. Wang, Y. Chen, S. Hao, W. Feng, Z. Shen, Balanced distribution adaptation for transfer learning, in: The IEEE International conference on data mining (ICDM), 2017, pp. 1129–1134.
- [38] M. Long, J. Wang, G. Ding, J. Sun, P. S. Yu, Transfer feature learning with joint distribution adaptation, in: CVPR, 2013, pp. 2200–2207.
- [39] F. Dorri, A. Ghodsi, Adapting component analysis, in: ICDM, IEEE, 2012, pp. 846–851.
- [40] C.-W. Seah, I. W.-H. Tsang, Y.-S. Ong, Q. Mao, Learning target predictive function without target labels, in: ICDM, IEEE, 2012, pp. 1098–1103.
- [41] X. Glorot, A. Bordes, Y. Bengio, Domain adaptation for large-scale sentiment classification: A deep learning approach, in: ICML, 2011, pp. 513–520.
- [42] M. Gong, K. Zhang, T. Liu, D. Tao, C. Glymour, B. Schölkopf, Domain adaptation with conditional transferable components, in: ICML, 2016, pp. 2839–2848.
- [43] M. A. A. H. Khan, N. Roy, Transact: Transfer learning enabled activity recognition, in: PerCom Workshops, IEEE, 2017, pp. 545–550.
- [44] K. D. Feuz, D. J. Cook, Collegial activity learning between heterogeneous sensors, Knowledge and Information Systems (2017) 1–28.
- [45] D. Prelec, H. S. Seung, J. McCoy, A solution to the single-question crowd wisdom problem, Nature 541 (7638) (2017) 532–535.
- [46] A. Gretton, K. M. Borgwardt, M. J. Rasch, B. Schölkopf, A. Smola, A kernel two-sample test, Journal of Machine Learning Research 13 (Mar) (2012) 723–773.
- [47] R. Chavarriaga, H. Sagha, A. Calatroni, S. T. Digumarti, G. Tröster, J. d. R. Millán, D. Roggen, The opportunity challenge: A benchmark database for on-body sensor-based activity recognition, Pattern Recognition Letters 34 (15) (2013) 2033–2042.
- [48] A. Reiss, D. Stricker, Introducing a new benchmarked dataset for activity monitoring, in: ISWC, IEEE, 2012, pp. 108–109.
- [49] B. Barshan, M. C. Yükses, Recognizing daily and sports activities in two open source machine learning environments using body-worn sensor units, The Computer Journal 57 (11) (2014) 1649–1667.
- [50] L. Hu, Y. Chen, J. Wang, et al., Okreim: online kernelized and regularized extreme learning machine for wearable-based activity recognition, Int. J. of Machine Learning and Cybernetics (2017) 1–14.
- [51] I. K. Fodor, A survey of dimension reduction techniques, Center for Applied Scientific Computing, Lawrence Livermore National Laboratory 9 (2002) 1–18.