

Learning dynamical systems with particle stochastic approximation EM

Andreas Svensson and Fredrik Lindsten*

Department of Information Technology, Uppsala University

Abstract

We present the particle stochastic approximation EM (PSAEM) algorithm for learning of dynamical systems. The method builds on the EM algorithm, an iterative procedure for maximum likelihood inference in latent variable models. By combining stochastic approximation EM and particle Gibbs with ancestor sampling (PGAS), PSAEM obtains superior computational performance and convergence properties compared to plain particle-smoothing-based approximations of the EM algorithm. PSAEM can be used for plain maximum likelihood inference as well as for empirical Bayes learning of hyperparameters. Specifically, the latter point means that existing PGAS implementations easily can be extended with PSAEM to estimate hyperparameters at almost no extra computational cost. We discuss the convergence properties of the algorithm, and demonstrate it on several machine learning applications.

1 Introduction

Learning of dynamical systems, or state-space models, is central to many machine learning problems, such as reinforcement learning, sequence modeling, and autonomous systems. Furthermore, state-space models are at the core of recent model developments within the machine learning area, such as Gaussian process state-space models (Frigola et al. 2014a; Mattos et al. 2016; etc.), infinite factorial dynamical models (Gael et al., 2009; Valera et al., 2015), and stochastic recurrent neural networks (Fraccaro et al., 2016, for example). A strategy to learn state-space models, independently suggested by Digalakis et al. (1993) and Ghahramani and Hinton (1996), is the use of the Expectation Maximization (EM, Dempster et al. 1977) method. Even though originally proposed only for maximum likelihood estimation of linear models with Gaussian noise, the strategy can be generalized to the more challenging non-linear and non-Gaussian cases, as well as the empirical Bayes setting. Many contributions have been made during the last decade, and this paper takes another step along the path towards a more computationally efficient method with a solid theoretical ground for learning of nonlinear dynamical systems.

To set the notation for this article, we write a general (discrete-time, non-linear and non-Gaussian) state-space model, or dynamical system, as

$$x_t \sim p_\theta(x_t | x_{t-1}), \quad (1a)$$

$$y_t \sim p_\theta(y_t | x_t), \quad (1b)$$

with transition density function $p_\theta(x_t | x_{t-1})$ and observation density function $p_\theta(y_t | x_t)$, parameterized by some unknown parameter $\theta \in \Theta$. Here, $\{x_t \in \mathbf{X}\}_{t=0,1,\dots}$ denotes the unobserved state and $\{y_t \in \mathbf{Y}\}_{t=1,2,\dots}$ denotes the observations, and the index t is referred to as 'time'. The initial state x_0 is distributed according to $p(x_0)$ ¹. We consider θ as unknown and the focus of this paper is to *learn* it from recorded data $(y_1, \dots, y_T) \triangleq y_{1:T}$.

The EM algorithm, which is the strategy we will follow, iteratively solves an integration problem and a maximization problem. When using EM for learning non-linear state-space models (1), the integral includes the posterior distribution over the unobserved states $x_{0:T}$, and possibly also the parameter θ . This distribution is in general analytically intractable, but it can be approximated using computational methods such as particle filters/sequential Monte Carlo (SMC).

*andreas.svensson@it.uu.se and fredrik.lindsten@it.uu.se

¹For notational brevity we assume that the initial density $p(x_0)$ is fully specified and not parameterized by θ , but the extension to an unknown initial density is straightforward.

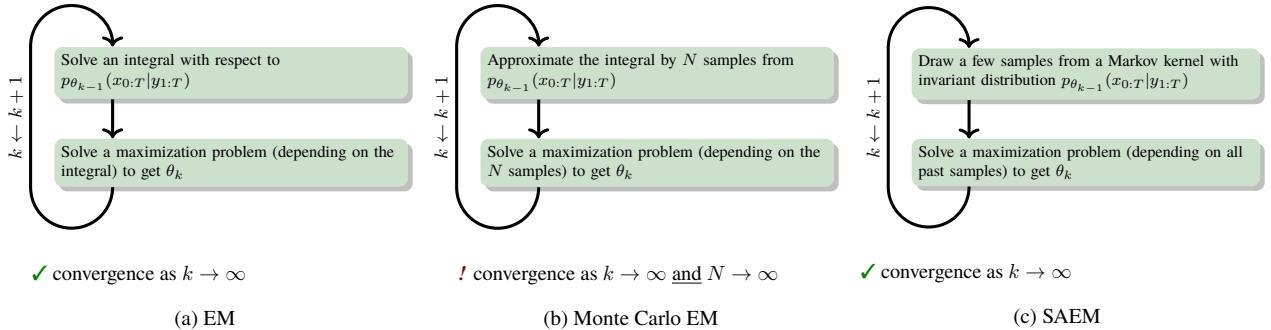


Figure 1: A brief summary of the different flavors of Expectation Maximization (EM) methods for maximum likelihood estimation of θ . When it is possible to solve the state inference problem (computing $p_{\theta_k}(x_{0:T}|y_{1:T})$) analytically, vanilla EM (a) is the preferred solution. For general models of the form (1) this is not possible and numerical approximations are required. Monte Carlo EM (b) can be used with a particle smoother (an extension of the particle filter/SMC) to generate approximate samples from $p_{\theta_k}(x_{0:T}|y_{1:T})$, which has been proposed independently in the literature several times. Alternatively, stochastic approximation EM (SAEM, (c)) can be used (whose convergence properties are superior to Monte Carlo EM), and if the required Markov kernel is built up using the particle filter in Algorithm 1 we refer to it as PSAEM, the main contribution of this paper.

The combination of EM and SMC, as suggested by Cappé et al. (2005); Olsson et al. (2008); Schön et al. (2011), has provided a principled solution to the challenging problem of learning general state-space models (1), but is unfortunately ‘doubly asymptotic’; to ensure convergence, it requires (i) an infinite number of particles/Monte Carlo samples in the approximation of the posterior of $x_{0:T}$ for *each iteration* of the EM algorithm, and (ii) the EM algorithm itself converges only as its number of iterations goes to infinity. This is a theoretical as well as a practical issue, and we will in this paper explore a solution where particle Markov chain Monte Carlo (PMCMC), rather than plain SMC, is used, which allows the two asymptotical convergences to be ‘entangled’. This will give us an algorithm which relies on asymptotics only in one dimension (its number of iterations, not the number of particles), and thereby enjoys a significantly reduced computational cost and superior convergence properties compared to the predecessors. This overall picture is also briefly summarized in Figure 1. Further discussion of related work is postponed to Section 3.

Throughout the paper we assume that the reader is familiar with Markov chain Monte Carlo (MCMC, Robert and Casella 2004; Tierney 1994) as well as particle filters/sequential Monte Carlo (SMC, Doucet and Johansen 2011; Doucet et al. 2001).

2 Problem formulation and conceptual solution

Given a batch of observations $y_{1:T}$ we wish to learn the unknown parameters θ as well as the unobserved states $x_{0:T}$ of the model (1). For the states $x_{0:T}$ we are interested in their posterior distribution. For the parameters θ , we consider two cases: In the frequentistic, or rather Fisherian, setting we are interested in a (possibly regularized) maximum likelihood estimate $\hat{\theta}$. In the Bayesian setting, we assign a prior distribution to the parameters, $\theta \sim p_\eta(\theta)$. The prior, in turn, is assumed to be parameterized by some *hyperparameter* η , which needs to be estimated. Thus, we will address both of the following two problems:

1. **(Fisherian setting)** Compute the *maximum likelihood estimate* of the model parameters,

$$\hat{\theta} = \arg \max_{\theta} \log p_\theta(y_{1:T}),$$

where the likelihood function is $p_\theta(y_{1:T}) = \int p_\theta(y_{1:T} | x_{0:T}) p_\theta(x_{0:T}) dx_{0:T}$. If desired, a regularization term, such as $\|\theta\|_1$ (Tibshirani, 1996), may also be included in the maximization criterion.

2. **(Bayesian setting)** Compute the *posterior distribution* of the model parameters $p_{\hat{\eta}}(\theta | y_{1:T})$, where the hyperparameters are estimated using empirical Bayes (a.k.a. type-II maximum likelihood)

$$\hat{\eta} = \arg \max_{\eta} \log p_\eta(y_{1:T}),$$

where the *marginal* likelihood function is $p_\eta(y_{1:T}) = \int p_\theta(y_{1:T} | x_{0:T}) p_\theta(x_{0:T}) p_\eta(\theta) d\theta dx_{0:T}$.

These two problems are in fact strongly related and the computational algorithm that we will propose can be used to address either one of the two problems. In either case, the algorithm will compute a Monte Carlo/sampling-based approximation of the posterior distribution over the latent variables. In the Fisherian setting, the latent variables are the states $x_{0:T}$, and their posterior is the smoothing distribution $p_{\hat{\theta}}(x_{0:T} | y_{1:T})$. In the Bayesian approach, however, both the states $x_{0:T}$ and the parameters θ are considered as latent variables, and we will compute the joint state and parameter posterior distribution $p_{\hat{\eta}}(\theta, x_{0:T} | y_{1:T})$. From this latter distribution, the parameter posterior $p_{\hat{\eta}}(\theta | y_{1:T})$ can be obtained by marginalization.

Both approaches, as seen above, involve the computation of a maximum likelihood estimate; of the model parameters in the first case and of the hyperparameters in the second case. A conceptual solution to these problems is given by the expectation maximization (EM, Dempster et al. 1977) algorithm. EM is a data augmentation method, meaning that it is based on the notion of a *complete data*, comprising the observed data as well as the latent (or missing) variables. The EM algorithm iteratively updates the (hyper-)parameters, and each iteration consists of two steps:

(E) Compute the expected value of the complete data log-likelihood for fixed (hyper-)parameters

(M) Maximize the Q -function (which will be defined below) with respect to the (hyper-)parameters

The observed data is always $y_{1:T}$, and what differs between the Fisherian and the Bayesian problem is what constitutes the latent variables. For the Fisherian problem, the latent variables are $x_{0:T}$ and we obtain, at iteration k ,

$$(E) \quad \text{Let } Q_k^{\text{Fish}}(\theta) := \int \log p_{\theta}(y_{1:T}, x_{0:T}) p_{\theta_{k-1}}(x_{0:T} | y_{1:T}) dx_{0:T}, \quad (2a)$$

$$(M) \quad \text{Solve } \theta_k \leftarrow \arg \max_{\theta} Q_k^{\text{Fish}}(\theta). \quad (2b)$$

Note that the expectation in the (E)-step is w.r.t. the smoothing distribution $p_{\theta_{k-1}}(x_{0:T} | y_{1:T})$ parameterized by the previous parameter iterate θ_{k-1} . (If a regularization term is present, it is added to $\log p_{\theta}(y_{1:T}, x_{0:T})$.) It is well known that iterating this procedure results in a monotone increase of the likelihood $p_{\theta}(y_{1:T})$, and the iterates θ_k will under weak assumptions converge to a stationary point of the likelihood function as $k \rightarrow \infty$ (see e.g., Wu 1983).

In the empirical Bayes setting we obtain similar expressions, but the latent variables now comprise both $x_{0:T}$ and θ . The E-step is thus modified, and iteration k is

$$(E) \quad \text{Let } Q_k^{\text{Bay}}(\eta) := \int \log p_{\eta}(y_{1:T}, x_{0:T}, \theta) p_{\eta_{k-1}}(\theta, x_{0:T} | y_{1:T}) d\theta dx_{0:T} \\ = \int \log p_{\eta}(\theta) p_{\eta_{k-1}}(\theta | y_{1:T}) d\theta + \text{const.}, \quad (3a)$$

$$(M) \quad \text{Solve } \eta_k \leftarrow \arg \max_{\eta} Q_k^{\text{Bay}}(\eta), \quad (3b)$$

where the second line of (3a) follows from the fact that in the factorization of the complete data likelihood, only the prior density $p_{\eta}(\theta)$ depends on the hyperparameter η . The M-step remains unchanged. In complete analogy to the Fisherian setting, (3) will also under weak assumptions converge to a stationary point of the marginal likelihood as $k \rightarrow \infty$.

Both (2) and (3) can be implemented and iterated until convergence, as long as the integrals can be computed and the maximization problem solved. However, in most cases—specifically for the type of dynamical systems we consider in this paper—the integrals can *not* be solved analytically, and the topic for the rest of this paper is essentially to design an efficient method for approximating the integrals. The solution will be based on PMCMC (Andrieu et al., 2010), but also a stochastic approximation of the Q -function (Delyon et al., 1999) to ensure a computationally efficient solution with good convergence properties. Our solution will therefore be more involved than just replacing the integrals in (2) or (3) with vanilla Monte Carlo estimators.

A short word on notation: we will use subscripts to denote sequences of variables for which we are seeking a maximum, like η_k , and brackets for samples of variables for which we are seeking a posterior distributions, like $x_{0:T}[k]$.

3 Related work and contributions

The use of EM for learning linear state-space models appears to have been independently suggested by, at least, Digalakis et al. (1993) and Ghahramani and Hinton (1996). In the linear case the state inference problem can be solved exactly using a Kalman filter, which is not the case for nonlinear models. To this end, the extended Kalman filter has been proposed (Ghahramani and Roweis, 1998; Delattre and Lavielle, 2013), as well as SMC-based solutions (Cappé et al., 2005; Olsson et al., 2008; Schön et al., 2011), the latter leading to a so-called Monte Carlo EM solution.

EM is a general strategy for latent variable models, and the standard choice in the application of EM to state-space models is to select the states as the latent variable. That is, however, not the only possible choice, and Umenberger et al. (2018) shows that by considering the process noise realization (instead of the states) as latent variables, it is possible to introduce stability guarantees for the learned model, at the cost of a more involved maximization problem.

Stochastic approximation EM (SAEM, Delyon et al. 1999; Kuhn and Lavielle 2004) can be used to improve the convergence properties and reduce the computational cost, compared to Monte Carlo EM. This is particularly true when the Monte Carlo simulation is computationally involved, which is the case for SMC-based solutions. In the context of state-space models, SAEM appears to first have been proposed by Donnet and Samson (2011) and Andrieu and Vihola (2014), who suggest to combine it with a particle independent Metropolis–Hastings procedure (PIMH, Andrieu et al. 2010) to infer the latent states. The idea to combine SAEM with particle Gibbs with ancestor sampling (PGAS, Lindsten et al. 2014), which often has a much lower computational cost compared to PIMH, was first suggested in a brief conference paper by Lindsten (2013)—the present article is an extension of this paper. Since its first publication, this method—which we will refer to as PSAEM—has found applications in system identification (Svensson and Schön, 2017; Svensson et al., 2014), causal inference (Gong et al., 2017), and econometrics (Singor et al., 2017), to mention a few. In this paper, we will introduce and study PSAEM more thoroughly, formulate it explicitly for empirical Bayes learning, present a new theoretical result, and illustrate the method’s applicability to some contemporary dynamical systems models from the machine learning literature (Gaussian process state-space models (Frigola et al., 2014a; Svensson et al., 2016) and infinite factorial dynamical models (Valera et al., 2015)).

4 Particle stochastic approximation EM

We will now build up and present the contribution of this paper, the particle stochastic approximation EM (PSAEM) algorithm. The two main components are (i) an MCMC kernel for simulating the latent variables from either $p_\theta(x_{0:T} | y_{1:T})$ or $p_\eta(\theta, x_{0:T} | y_{1:T})$, and (ii) a stochastic approximation version of the EM algorithm (SAEM, Delyon et al. 1999; Kuhn and Lavielle 2004), to update the (hyper-)parameter estimate. We will start with the former (Section 4.1) and thereafter turn to the latter (Section 4.2).

4.1 Sampling the latent variables using PGAS

At the core of the EM algorithm is the posterior inference of the latent variables, which is needed for the integrals in (2a) or (3a). For general non-linear or non-Gaussian state-space models these posterior distributions are intractable and we are therefore forced to numerical approximations. Fortunately, much research has been focused on developing computational algorithms for addressing these problems over the past decades and there are by now many powerful tools available. We will focus on one class of methods which we believe is particularly well suited for the problem at hand (as discussed below), namely PMCMC (Andrieu et al., 2010). This is a framework for using particle filters to construct efficient high-dimensional Markov kernels. Specifically, we will make use of the method PGAS, (Lindsten et al., 2014), which has been shown to have good empirical performance in many situations (Linderman et al., 2014; van de Meent et al., 2015; Valera et al., 2015; Marcos et al., 2015, etc).

To start we assume that the parameters to estimate (θ or η) are fixed at some value, and consider how $p_\theta(x_{0:T} | y_{1:T})$ or $p_\eta(\theta, x_{0:T} | y_{1:T})$ can be approximated using PGAS. Consider first the Fisherian setting. Just like any MCMC method would do, PGAS makes use of an Markov kernel on the space X^{T+1} with $p_\theta(x_{0:T} | y_{1:T})$ as its unique stationary distribution. This kernel is then applied iteratively, and if certain ergodicity assumptions hold, this procedure will

eventually produce samples from $p_\theta(x_{0:T} | y_{1:T})$. In PGAS this Markov kernel is constructed using a particle filter, or more precisely a *conditional particle filter with ancestor sampling*, given in Algorithm 1. One execution of the entire Algorithm 1 will correspond to one iteration of the Markov kernel. The conditional particle filter resembles a standard particle filter with $N - 1$ particles, with the addition that there is also a *conditional* particle trajectory (for convenience numbered N , line 2 and 8) which is specified a priori. In the resampling step (line 5), this conditional trajectory can be replicated, but never discarded. At the end, one single trajectory is extracted, which will be used as the new conditional trajectory for the next iteration. The ancestor sampling (line 7) assigns ancestors to the conditional trajectory, similar to resampling but ‘backwards’ in time and only for the conditional trajectory. We refer to Lindsten et al. (2014) for further details.

Remark: Algorithm 1 is formulated in its ‘bootstrap’ version, but a more general SMC formulation is also possible, see Lindsten et al. (2014).

Algorithm 1 Conditional particle filter with ancestor sampling

Input: Conditional trajectory $x'_{0:T}$, parameter θ .
Output: Trajectory $x^*_{0:T}$.

- 1: Draw $x_0^i \sim p(x_0)$, $i = 1, \dots, N - 1$.
- 2: Set $x_0^N \leftarrow x'_0$.
- 3: Set $w_0^i \leftarrow 1$, $i = 1, \dots, N$.
- 4: **for** $t = 1, 2, \dots, T$ **do**
- 5: Draw a_t^i with $\Pr(a_t^i = j) \propto w_{t-1}^j$ for $i = 1, \dots, N - 1$.
- 6: Draw $x_t^i \sim p_\theta(x_t | x_{t-1}^{a_t^i})$ for $i = 1, \dots, N - 1$.
- 7: Draw a_t^N with $\Pr(a_t^N = j) \propto w_{t-1}^j p_\theta(x'_t | x_{t-1}^j)$.
- 8: Set $x_t^N \leftarrow x'_t$.
- 9: Set $w_t^i \leftarrow p_\theta(y_t | x_t^i)$ for $i = 1, \dots, N$.
- 10: **end for**
- 11: Draw I with $\Pr(I = i) \propto w_T^i$.
- 12: Set $x_T^* \leftarrow x_T^I$.
- 13: **for** $t = T - 1, T - 2, \dots, 0$ **do**
- 14: Set $I \leftarrow a_{t+1}^I$.
- 15: Set $x_t^* \leftarrow x_t^I$.
- 16: **end for**

Formally we let Algorithm 1 define a Markov kernel Π_θ on the space of state trajectories \mathcal{X}^{T+1} given by

$$\Pi_\theta(x'_{0:T}, B) = \mathbb{E}[\mathbb{1}(x^*_{0:T} \in B)] \quad (4)$$

where the expectation is w.r.t. the random variables used in Algorithm 1. The Markov kernel constructed by Algorithm 1 takes a state trajectory $x_{0:T}[j-1] = x'_{0:T} \in \mathcal{X}^{T+1}$ as input and outputs another state trajectory $x_{0:T}[j] = x^*_{0:T} \in \mathcal{X}^{T+1}$. Put differently, a sample $x_{0:T}[j] \sim \Pi_\theta(x_{0:T}[j-1], \cdot)$ can be generated by executing Algorithm 1 with fixed θ and $x_{0:T}[j-1]$ as input reference trajectory. If this is iterated, an MCMC procedure on the space \mathcal{X}^{T+1} is obtained, and the trajectories $x_{0:T}[0], x_{0:T}[1], x_{0:T}[2], \dots$, will eventually (as $j \rightarrow \infty$) be samples from the sought smoothing distribution $p_\theta(x_{0:T} | y_{1:T})$. MCMC methods like this, which uses Markov kernels based on particle filters, are called PMCMC.

It is far from obvious that Π_θ admits $p_\theta(x_{0:T} | y_{1:T})$ as its stationary distribution. However, its properties (as well as those of its older sibling based on conditional particle filtering without ancestor sampling by Andrieu et al. 2010) have been extensively studied, see for example Andrieu et al. (2010); Chopin and Singh (2015); Lindsten et al. (2014, 2015); Andrieu et al. (2018); Del Moral et al. (2014). The main results are: (i) $p_\theta(x_{0:T} | y_{1:T})$ is a stationary distribution of Π_θ , and (ii) Π_θ is uniformly geometrically ergodic for any $N \geq 2$ under (weak) boundedness conditions on w_t^i in Algorithm 1. We summarize this PMCMC procedure to infer $p_\theta(x_{0:T} | y_{1:T})$ in Algorithm 2 (still assuming θ is fixed).

Algorithm 2 PMCMC inference for $p_\theta(x_{0:T} | y_{1:T})$ (Fisherian setting, fixed θ)

- 1: Initialize $x_{0:T}[0]$ arbitrarily, e.g., by running a standard particle filter targeting $p_\theta(x_{0:T} | y_{1:T})$.
 - 2: **for** $j = 1, 2, \dots, J$ **do**
 - 3: Sample $x_{0:T}[j] \sim \Pi_\theta(x_{0:T}[j-1], \cdot)$ (that is, run Algorithm 1 once)
 - 4: **end for**
-

So far we have only considered the Fisherian setting, in which the latent variables only comprise the state trajectory. Turning to the Bayesian setting, we assume that η (instead of θ) is fixed, and we see from (3a) that we have to compute the model parameter posterior distribution $p_\eta(\theta | y_{1:T})$. We will do this by first computing the joint posterior over both the model parameters and the states, $p_\eta(\theta, x_{0:T} | y_{1:T})$, using Gibbs sampling. That is, we split the simulation problem into two steps, one in which we sample $x_{0:T}$ conditionally on θ (and $y_{1:T}$) and one in which we sample θ conditionally on $x_{0:T}$ (and $y_{1:T}$). The first step, sampling $x_{0:T}$ conditionally on θ , is equivalent to the problem discussed for the Fisherian setting, and we can use the Markov kernel Π_θ defined in (4) and Algorithm 1. For the second step, sampling θ conditionally on $x_{0:T}$, exact solutions are often possible, leading to Gibbs sampling. Otherwise, rejection sampling is possible, leading to Hastings-within-Gibbs sampling (see, for instance, Tierney (1994, Section 2.4)). The particular choice depends on the actual model, and we will later illustrate it by an example. Let the Markov kernel used to simulate θ be denoted by $\Pi_{\eta, x_{0:T}}(\theta', \cdot)$. The resulting MCMC procedure used in the Bayesian setting (still assuming a fixed value for η) is summarized in Algorithm 3, and converges (in the same sense as Algorithm 2) to $p_\eta(\theta, x_{0:T} | y_{1:T})$.

Algorithm 3 MCMC inference for $p_\eta(\theta, x_{0:T} | y_{1:T})$ (Bayesian setting, fixed η)

- 1: Initialize $\theta[0]$ and $x_{0:T}[0]$ arbitrarily. For the latter e.g., by a particle filter targeting $p_{\theta[0]}(x_{0:T} | y_{1:T})$
 - 2: **for** $j = 1, 2, \dots$ **do**
 - 3: Sample $x_{0:T}[j] \sim \Pi_{\theta[j-1]}(x_{0:T}[j-1], \cdot)$ (that is, run Algorithm 1 once)
 - 4: Sample $\theta[j] \sim \Pi_{\eta, x_{0:T}[j]}(\theta[j-1], \cdot)$
 - 5: **end for**
-

4.2 Combining PGAS and EM

We have so far assumed that the (hyper-)parameters are fix. The objective in this paper is, however, to learn those, and we will for this purpose use a stochastic approximation version of the EM algorithm.

4.2.1 A naive solution using EM and PMCMC

The problem with the preliminary EM solutions outlined in (2) and (3), respectively, is the analytically intractable integrals in their Q -functions. A first idea would be to replace the integrals with sums over J Monte Carlo samples. For the Fisherian setting, this means replacing the (E)-step of (2) with a simulation (Si) step as follows:

$$(Si) \quad \begin{cases} \text{Draw} & \{x_{0:T}[j]\}_{j=1}^J \sim p_{\theta_{k-1}}(x_{0:T} | y_{1:T}) \\ \text{and let} & \widehat{Q}_k^{\text{Fish}}(\theta) := \frac{1}{J} \sum_{j=1}^J \log p_\theta(y_{1:T}, x_{0:T}[j]). \end{cases} \quad (5a)$$

$$(M) \quad \text{Solve } \theta_k \leftarrow \arg \max_{\theta} \widehat{Q}_k^{\text{Fish}}(\theta). \quad (5b)$$

Note that this is our initial EM scheme (2), but with the analytically intractable integral over $\log p_\theta(y_{1:T}, x_{0:T})$ approximated by a sum. This algorithm is commonly referred to as Monte Carlo EM (Wei and Tanner, 1990) or, if $J = 1$, stochastic EM (Diebolt and Ip, 1996). To draw the samples in the (Si)-step we can use PGAS from Section 4.1, which would give Algorithm 4.

Algorithm 4 A Monte Carlo EM implementation for the Fisherian problem

- 1: Initialize θ_0
 - 2: **for** $k = 1, 2, \dots$ **do**
 - 3: Run Algorithm 2 with θ_{k-1} ‘until convergence’ to obtain J samples $\{x_{0:T}[j]\}_{j=1}^J$
 - 4: Solve $\theta_k \leftarrow \arg \max_{\theta} \frac{1}{J} \sum_{j=1}^J \log p_{\theta}(y_{1:T}, x_{0:T}[j])$
 - 5: **end for**
-

A similar algorithm could be devised for the Bayesian setting. Even though Algorithm 4 might look promising, there are two issues with this solution:

- (i) To guarantee that Algorithm 2 has converged to its stationary distribution, we cannot bound its number of iterations at line 3.
- (ii) For the sum in (5a)/line 4 to converge to the integral it approximates, we must let $J \rightarrow \infty$.

Indeed, these two issues are related. We basically need to allow $J \rightarrow \infty$ to ensure convergence, whilst the convergence of the EM iteration happens as $k \rightarrow \infty$. This is not desirable since it, intuitively, gives a computational complexity of “ $\infty \times \infty$ ”; see further Fort and Moulines 2003. Existing methods based on various types of particle smoothing for approximating the integral with respect to $p_{\theta}(x_{0:T} | y_{1:T})$, for instance (Schön et al., 2011; Olsson et al., 2008), suffer from the same issues. Indeed, these methods can also be viewed as (SMC-based) instances of Monte Carlo EM.

We will now first address issue (ii) with stochastic approximation EM, and thereafter handle issue (i) by ‘entangling’ the convergence of Algorithm 2 ($J \rightarrow \infty$) with the convergence of the EM algorithm ($k \rightarrow \infty$).

4.2.2 SAEM: Handling sample approximations within EM

Stochastic approximation, as introduced by Robbins and Monro (1951), is an averaging procedure to solve a (deterministic) equation which can only be evaluated through noisy (stochastic) observations. In stochastic approximation a step length $\gamma_k \in [0, 1]$ is used, which has to fulfill

$$\sum_{k=1}^{\infty} \gamma_k = \infty, \quad \sum_{k=1}^{\infty} \gamma_k^2 < \infty, \quad \gamma_k = 1. \quad (6)$$

Following Delyon et al. (1999), the SAEM algorithm can be introduced by making a stochastic approximation of the Q -function. In SAEM, we transform Monte Carlo EM (5) by introducing a stochastic approximation (SA)-step. For simplicity we only use one sample ($J = 1$) in the simulation (Si)-step, but in practice it can be favorable to use a small batch of samples. For iteration k this becomes

$$\text{(Si)} \quad \text{Draw } x_{0:T}[k] \sim p_{\theta_{k-1}}(x_{0:T} | y_{1:T}). \quad (7a)$$

$$\text{(SA)} \quad \text{Let } \mathbb{Q}_k^{\text{Fish}}(\theta) \leftarrow (1 - \gamma_k)\mathbb{Q}_{k-1}^{\text{Fish}}(\theta) + \gamma_k \log p_{\theta}(y_{1:T}, x_{0:T}[k]). \quad (7b)$$

$$\text{(M)} \quad \text{Solve } \theta_k \leftarrow \arg \max_{\theta} \mathbb{Q}_k^{\text{Fish}}(\theta). \quad (7c)$$

To intuitively understand the stochastic approximation, let us first ignore the (M)-step and assume $\gamma_k = \frac{1}{k}$. In such a case, the (SA)-step would simply be online averaging, equivalent to $\mathbb{Q}_k^{\text{Fish}}(\theta) = \frac{1}{k} \sum_{\ell=1}^k \log p_{\theta}(y_{1:T}, x_{0:T}[\ell])$, where $x_{0:T}[\ell] \sim p_{\theta}(x_{0:T} | y_{1:T})$, which converges to $\int \log p_{\theta}(y_{1:T}, x_{0:T}) p_{\theta}(x_{0:T} | y_{1:T}) dx_{0:T}$ when $k \rightarrow \infty$ by the law of large numbers. The introduction of the (M) step complicates the picture, but assuming that θ_k will eventually converge to a stationary point, the influence from the transient phase will vanish as $k \rightarrow \infty$, and the averaging argument can still be applied. In Section 5 we discuss the convergence properties in detail. Before that, in Section 4.3, we will consider the important special case of exponential family models, for which the (SA) step reduces to a convenient recursive update of sufficient statistics.

With (7) in place, we can make stronger theoretical claims (even though we are using only a single sample, $J = 1$, from $p_{\theta_{k-1}}(x_{0:T} | y_{1:T})$, at each iteration!) thanks to the use of stochastic approximation (Delyon et al., 1999). However, for the problem under study it is still of limited practical use since we cannot generate samples from $p_{\theta_{k-1}}(x_{0:T} | y_{1:T})$ by

other means than using Algorithm 2 with an infinite number of iterations (in order to ensure that it has converged). Thus, our final step is to use the method studied by Kuhn and Lavielle (2004) to combine SAEM with an MCMC procedure in a more intricate way than (7).

4.2.3 PSAEM: Combining SAEM with PGAS

As suggested and analyzed by Kuhn and Lavielle (2004), the draw from $p_{\theta_{k-1}}(x_{0:T} | y_{1:T})$ in (7a) can be replaced with a draw from a Markov kernel which has $p_{\theta_{k-1}}(x_{0:T} | y_{1:T})$ as its invariant distribution. As discussed, this is exactly what the PGAS kernel Π_θ from (4) is, and we can thus assemble

$$(Si) \quad \text{Draw } x_{0:T}[k] \sim \Pi_{\theta_{k-1}}(x_{0:T}[k-1], \cdot) \text{ (that is, run Algorithm 1 once).} \quad (8a)$$

$$(SA) \quad \text{Let } \mathbb{Q}_k^{\text{Fish}}(\theta) \leftarrow (1 - \gamma_k)\mathbb{Q}_{k-1}^{\text{Fish}}(\theta) + \gamma_k \log p_\theta(y_{1:T}, x_{0:T}[k]). \quad (8b)$$

$$(M) \quad \text{Solve } \theta_k \leftarrow \arg \max_{\theta} \mathbb{Q}_k^{\text{Fish}}(\theta). \quad (8c)$$

Note that we do not make use of Algorithm 2 anymore, but only Algorithm 1. This means that we do not run the Markov kernel “until convergence” at each iteration, but it will (intuitively speaking) converge in parallel with the SAEM iterations indexed with k . We summarize and present this as Algorithms 5 and 6, for the Fisherian and Bayesian case, respectively.

Algorithm 5 Particle stochastic approximation EM for the Fisherian setting

- 1: Initialize $x_{0:T}[0], \theta_0$
 - 2: **for** $k = 1, 2, \dots$ **do**
 - 3: Run Algorithm 1 conditional on $x_{0:T}[k-1]$ and θ_{k-1} to sample $x_{0:T}[k]$
 - 4: Update $\mathbb{Q}_k^{\text{Fish}}(\theta) \leftarrow (1 - \gamma_k)\mathbb{Q}_{k-1}^{\text{Fish}}(\theta) + \gamma_k \log p_\theta(y_{1:T}, x_{0:T}[k])$
 - 5: Solve and update parameters $\theta_k \leftarrow \arg \max_{\theta} \mathbb{Q}_k^{\text{Fish}}(\theta)$
 - 6: **end for**
-

Algorithm 6 Particle stochastic approximation EM for the Bayesian setting

- 1: Initialize $x_{0:T}[0], \theta[0], \eta_0$
 - 2: **for** $k = 1, 2, \dots$ **do**
 - 3: Run Algorithm 1 conditional on $x_{0:T}[k-1]$ and $\theta[k-1]$ to sample $x_{0:T}[k]$
 - 4: Sample $\theta[k] \sim \Pi_{\eta_{k-1}, x_{0:T}[k]}(\theta[k-1], \cdot)$
 - 5: Update $\mathbb{Q}_k^{\text{Bay}}(\eta) \leftarrow (1 - \gamma_k)\mathbb{Q}_{k-1}^{\text{Bay}}(\eta) + \gamma_k \log p_\eta(\theta[k])$
 - 6: Solve and update hyperparameters $\eta_k \leftarrow \arg \max_{\eta} \mathbb{Q}_k^{\text{Bay}}(\eta)$
 - 7: **end for**
-

We have now obtained an algorithm which only relies on asymptotics as $k \rightarrow \infty$, by ‘entangling’ the convergence of PGAS with the convergence of SAEM. As we will see in Section 5, convergence can be shown under certain assumptions. We will now consider the important special case of models (1) in the exponential family, for which the recursively defined function \mathbb{Q}_k reduces to a much simpler expression.

4.3 PSAEM for exponential family models

Studying Algorithm 5 or 6, one may expect the computational cost of all computations involving the \mathbb{Q} -function to increase as $k \rightarrow \infty$, since \mathbb{Q}_k is a function of all past samples. This is, however, not the case if the model belongs to the exponential family, which is an important special case discussed below.

When we write “the model belongs to the exponential family”, we mean that the joint distribution for the latent and observed variables, $p_\theta(x_{0:T}, y_{1:T})$ or $p_\eta(\theta, x_{0:T}, y_{1:T})$, belongs to the exponential family with θ or η as its parameter,

respectively. For the Fisherian case, this is fulfilled if both equations in (1) can, with some choice of $S_x : \mathbb{X} \times \mathbb{X} \mapsto \mathbb{R}^\ell$, $\psi_x : \Theta \mapsto \mathbb{R}$, $\phi_x : \Theta \mapsto \mathbb{R}^\ell$ (for some ℓ), and similarly for some S_y, ψ_y, ϕ_y , be written as

$$p_\theta(x_t | x_{t-1}) \stackrel{\theta}{\propto} \exp \{-\psi_x(\theta) + \langle S_x(x_{t-1}, x_t), \phi_x(\theta) \rangle\}, \quad (9a)$$

$$p_\theta(y_t | x_t) \stackrel{\theta}{\propto} \exp \{-\psi_y(\theta) + \langle S_y(x_t, y_t), \phi_y(\theta) \rangle\}. \quad (9b)$$

Here, $\stackrel{\theta}{\propto}$ reads “proportional (with respect to θ) to” and $\langle \cdot, \cdot \rangle$ is an inner product. The subscripts (x , y and θ) do not denote dependencies in this context, but are only names.

For the Bayesian case, the requirements are weaker, and it is enough that the prior distribution for θ belongs to the exponential family,

$$p_\eta(\theta) \stackrel{\eta}{\propto} \exp \{-\psi_\theta(\eta) + \langle S_\theta(\theta), \phi_\theta(\eta) \rangle\}. \quad (10)$$

We will now see how the \mathbb{Q} function from the (SA)-step simplifies for models which can be written on one of these forms. First consider the Fisherian case. Using the Markovian structure of (1), we can write

$$\log p_\theta(y_{1:T}, x_{0:T}) = \sum_{t=1}^T \log p_\theta(y_t | x_t) + \log p_\theta(x_t | x_{t-1}) + \text{const.} \quad (11)$$

$$= -\psi(\theta) + \langle S(x_{0:T}, y_{1:T}), \phi(\theta) \rangle + \text{const.} \quad (12)$$

where

$$\psi(\theta) = T \{\psi_x(\theta) + \psi_y(\theta)\}, \quad S(x_{0:T}, y_{1:T}) = \sum_{t=1}^T \begin{pmatrix} S_x(x_{t-1}, x_t) \\ S_y(x_t, y_t) \end{pmatrix}, \quad \phi(\theta) = \begin{pmatrix} \phi_x(\theta) \\ \phi_y(\theta) \end{pmatrix}.$$

Here we have used the fact that the initial distribution $p(x_0)$ is independent of θ (for notational simplicity). It follows that

$$\mathbb{Q}_k^{\text{Fish}}(\theta) = -\psi(\theta) + \langle \mathbb{S}_k, \phi(\theta) \rangle + \text{constant}, \quad (13a)$$

where

$$\mathbb{S}_k = (1 - \gamma_k)\mathbb{S}_{k-1} + \gamma_k S(x_{0:T}[k], y_{1:T}). \quad (13b)$$

Note that this is a non-recursive definition of $\mathbb{Q}_k^{\text{Fish}}(\theta)$, but instead recursive in \mathbb{S}_k . For an algorithmic point of view, this means that we can compute and store \mathbb{S}_k as (13b), and solve the maximization problem for (13a) instead of the more intricate and computationally challenging (8b). In fact, the maximizing argument to (13a) can be expressed on closed form in many cases.

Analogously the Bayesian case is obtained as,

$$\mathbb{Q}_k^{\text{Bay}}(\eta) = -\psi_\theta(\eta) + \langle \mathbb{S}_k, \phi_\theta(\eta) \rangle + \text{constant}. \quad (14a)$$

where

$$\mathbb{S}_k = (1 - \gamma_k)\mathbb{S}_{k-1} + \gamma_k S_\theta(\theta[k]). \quad (14b)$$

We summarize in Algorithms 7 and 8.

Algorithm 7 Particle stochastic approximation EM for exponential family models, Fisherian setting

- 1: Initialize $x_{0:T}[0]$ and θ_0
 - 2: **for** $k = 1, 2, \dots$ **do**
 - 3: Run Algorithm 1 conditional on $x_{0:T}[k-1]$ and θ_{k-1} to sample $x_{0:T}[k]$
 - 4: Update sufficient statistics \mathbb{S}_k according to (13b)
 - 5: Solve and update parameters $\theta_k \leftarrow \arg \max_\theta \mathbb{Q}_k^{\text{Fish}}(\theta)$ using (13a)
 - 6: **end for**
-

Algorithm 8 Particle stochastic approximation EM for exponential family models, Bayesian setting

- 1: Initialize $X[0]$, $\theta[0]$ and η_0
 - 2: **for** $k = 1, 2, \dots$ **do**
 - 3: Run Algorithm 1 conditional on $x_{0:T}[k-1]$ and $\theta[k-1]$ to sample $x_{0:T}[k]$
 - 4: Sample $\theta[k] \sim \Pi_{\eta_{k-1}, x_{0:T}[k]}(\theta[k-1], \cdot)$
 - 5: Update sufficient statistics \mathbb{S}_k according to (14b)
 - 6: Solve and update hyperparameters $\eta_k \leftarrow \arg \max_{\eta} \mathbb{Q}_k^{\text{Bay}}(\eta)$ using (14a)
 - 7: **end for**
-

5 Convergence

The convergence of SAEM and its extensions, including MCMC-based implementations, has received a lot of attention in the research community (Delyon et al., 1999; Kuhn and Lavielle, 2004; Andrieu et al., 2005; Andrieu and Vihola, 2014). In Section 5.1 we present a basic convergence result for PSAEM. This is essentially an application of Kuhn and Lavielle (2004, Theorem 1), however, we also add a missing piece regarding the continuity of the PGAS Markov kernel. This will under certain (strong) assumptions on \mathbb{X} , Θ and the model (1) imply convergence of PSAEM as $k \rightarrow \infty$ (with finite $N \geq 2$ fixed in Algorithm 1). Some of these conditions could possibly be weakened by using the algorithmic modifications proposed by Andrieu and Vihola (2014), but we do not pursue this further here. We will also, in Section 5.2, discuss some practical considerations regarding the choice of N and γ_k .

In the presentation below we write $\|f\|_{\infty} = \sup_x |f(x)|$ for the supremum norm of function f and $\Pi f(x) = \int \Pi(x, dx') f(x')$ for the Markov kernel Π acting on f .

5.1 Theoretical results

We will for brevity present this section in the Fisherian setting, but the results extend also to the Bayesian setting by considering $\{x_{0:T}, \theta\}$ as the latent variables instead of $x_{0:T}$, if ergodicity and continuity of the joint Markov kernel for $x_{0:T}$ and θ can be shown.

Convergence of the SAEM algorithm has only been established for models in the exponential family. The essence of the assumptions used by Kuhn and Lavielle (2004) are:

- (A1) The model belongs to the exponential family, and the log-likelihood function and its atoms ϕ , ψ and S are sufficiently smooth, differentiable and integrable.
- (A2) A unique solution to the maximization problem in the (M)-step exists.
- (A3) \mathbb{X} and Θ are compact.
- (A4) The Markov kernel Π_{θ} for sampling $x_{0:T}$ is uniformly ergodic and its density is Lipschitz continuous w.r.t θ for all $x_{0:T}$.

For a more precise statement of the assumptions, we refer to (SAEM3') in Kuhn and Lavielle (2004) and (M1-M5), (SAEM1)-(SAEM2) and, if applicable, (MAX1)-(MAX2) in Delyon et al. (1999). Under (A1)-(A4), Kuhn and Lavielle (2004) show that SAEM converges to a stationary point of the likelihood surface. Assumption (A1)-(A3) define the class of models (1) for which convergence is proven. The compactness assumptions on \mathbb{X} and Θ are strong, but not strictly necessary, see Delyon et al. (1999, Section 5), Andrieu et al. (2005) and also the more recent development by Andrieu and Vihola (2014). Assumption (A4) puts requirements (uniform ergodicity and Lipschitz continuity) on the MCMC kernel that is used, which is PGAS in our case. Uniform ergodicity has been shown for PGAS under a boundedness assumption on the weights of the conditional particle filter (Lindsten et al., 2014, Theorem 3). What has not previously been shown, though, is Lipschitz continuity of the PGAS Markov kernel. To establish this we introduce the following additional assumptions.

(A5) There exists constants $L_1, L_2 < \infty$, $\delta_1, \delta_2 > 0$ and $\kappa_1, \kappa_2 < \infty$ such that, for all $(x_{t-1}, x_t) \in \mathcal{X}^2$ and all $t = 1, \dots, T$,

(a) *Lipschitz continuity of transition and likelihood densities:*

$$\begin{aligned} |p_\theta(x_t | x_{t-1}) - p_{\tilde{\theta}}(x_t | x_{t-1})| &\leq L_1 \|\theta - \tilde{\theta}\|, \\ |p_\theta(y_t | x_t) - p_{\tilde{\theta}}(y_t | x_t)| &\leq L_2 \|\theta - \tilde{\theta}\|. \end{aligned}$$

(b) *Strong mixing:* For all $\theta \in \Theta$, $\delta_1 \leq p_\theta(x_t | x_{t-1}) \leq \kappa_1$ and $\delta_2 \leq p_\theta(y_t | x_t) \leq \kappa_2$.

Remark: The lower bound on the state transition and likelihood functions in (A5b), commonly referred to as the *strong mixing condition*, are indeed strong but standard for many theoretical results on SMC, see for instance Del Moral (2004). Furthermore, this assumption essentially boils down to compactness of the state and parameter spaces, which is assumed in (A3) already.

Theorem 1 (Lipschitz continuity of PGAS). *Assume (A5) and let Π_θ denote the PGAS Markov kernel (4). Then there exists a constant $C < \infty$ such that for any bounded function $f : \mathcal{X}^{T+1} \mapsto \mathbb{R}$, it holds that*

$$\|\Pi_\theta f - \Pi_{\tilde{\theta}} f\|_\infty \leq C \|f\|_\infty \|\theta - \tilde{\theta}\|.$$

Proof. See Appendix A. □

We may now piece all results together into the main theorem of this section, which establishes the convergence of PSAEM.

Theorem 2 (Convergence of PSAEM). *Assume (A1)-(A3) and (A5) and let θ_k be computed by Algorithm 7. Then $\lim_{k \rightarrow \infty} d(\theta_k, \mathcal{L}) = 0$, where $d(\theta, \mathcal{L})$ denotes the distance from θ to the set $\mathcal{L} = \{\theta \in \Theta : \frac{\partial}{\partial \theta} p_\theta(y_{1:T}) = 0\}$.*

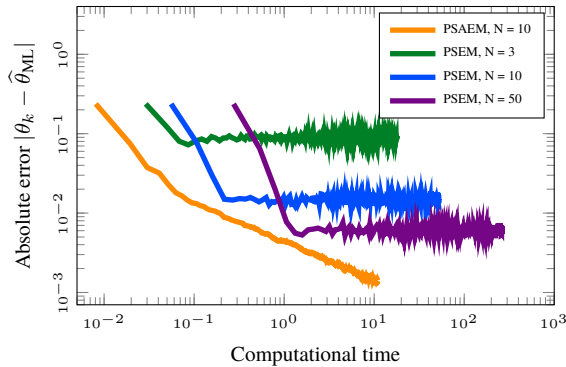
Proof. The big picture is that Theorem 1 (together with existing ergodicity results) implies (A4), and therefore Theorem 2 follows from Kuhn and Lavielle (2004, Theorem 1). The technical details of (A4) are, however, more intricate, and are found in Appendix B. □

5.2 Practical considerations

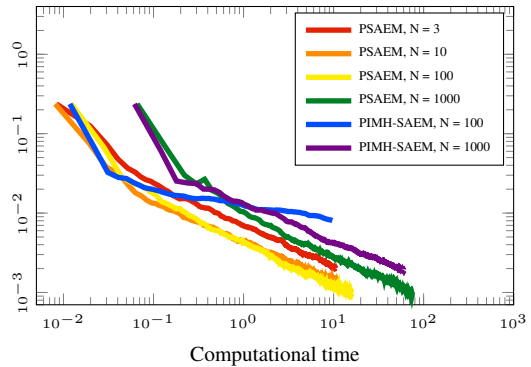
Even though Theorem 2 gives a reassuring theoretical foundation for using PSAEM, it does not give any practical advice on some of the (few) tuning parameters available: the choice of step length $\{\gamma_k\}_{k=1}^\infty$ or the number of particles N in Algorithm 1.

A common choice for step length is $\gamma_k = k^{-\alpha}$, and the requirements (6) are fulfilled for any $\alpha \in (\frac{1}{2}, 1]$. In our experience, it is often advisable to choose $\alpha < 1$, perhaps $\alpha = 0.7$, not to constrain the steps too much. Even though not necessary, the initial convergence speed can sometimes be improved by setting some initial step lengths to constant 1, before starting the sequence of decreasing step lengths.

For N , we have to make a balance between a well mixing Markov kernel (large N) and the computational load (small N). Let K denote the number of iterations of PSAEM, and assume that the computational budget available is such that the product KN is limited. In such a situation, the general advice would be to take N ‘small’ and K ‘large’. However, if N is too small, the Markov kernel will not mix well, affecting the convergence speed. To monitor the mixing, the overlap between two consecutive state trajectories $x_{0:T}[k-1]$ and $x_{0:T}[k]$ could be computed, and if it exceeds a certain threshold, say 90%, a warning could be raised that the mixing is not sufficient and N should be increased.



(a) Besides the superior computational time, PSAEM (orange) does not suffer from the bias present in PSEM (green, blue, purple). The bias in PSEM is caused by the Monte Carlo approximation of the integral in the Q-function. Because of this, PSEM converges, and the bias vanishes, only as $N \rightarrow \infty$, which is in contrast to PSAEM, for which it suffices that only $k \rightarrow \infty$.



(b) For this problem the optimal N for PSAEM is between 10 and 100 (orange, yellow); smaller N causes poor mixing (red) and thereby slower convergence; larger N (green) increases computational cost without improving convergence. PIMH-SAEM with $N = 100$ (blue) struggles because of poor mixing, whereas $N = 1000$ (purple) mixes well but has an unfavorably high computational cost.

Figure 2: Estimation of θ in (15) with three different methods; the proposed PSAEM, PSEM (a Monte Carlo EM solution using a particle smoother) and PIMH-SAEM (similar to PSAEM, but with a PIMH Markov kernel instead of PGAS). The methods are run with various number of particles N . Their average evolution of the absolute error $|\theta_k - \hat{\theta}_{ML}|$ (over 100 runs), where $\hat{\theta}_{ML}$ is the exact maximum likelihood estimate, is shown as a function of the wall clock time.

6 Experiments and applications

We will in this section first (Section 6.1) illustrate the behavior of PSAEM on a small toy example (where the maximum likelihood estimate can be found exactly), and study the advantage over a standard Monte Carlo EM implementation for the same problem. We will thereafter turn to three different machine learning applications, namely parameter estimation in a non-linear state-space model (the Fisherian setting, Section 6.2), and hyperparameter estimation (Bayesian setting) in infinite factorial dynamical models (Section 6.3) and Gaussian process state-space models (Section 6.4), respectively. Full details for all examples are found in Appendix C.

6.1 Linear Gaussian state-space model


We start with considering $T = 300$ data points from the model

$$x_{t+1} = \theta x_t + w_t, \quad w_t \sim \mathcal{N}(0, 1), \quad (15a)$$

$$y_t = x_t + e_t, \quad e_t \sim \mathcal{N}(0, 0.3), \quad (15b)$$

with $\theta \in [-1, 1]$. We apply PSAEM as well as PSEM (a Monte Carlo EM solution using a particle smoother presented by Schön et al. 2011), and PIMH-SAEM (similar to PSAEM, but using particle independent Metropolis–Hastings instead of PGAS; Andrieu and Vihola 2014; Donnet and Samson 2014) with different numbers of particles N . This model is indeed toy, but is interesting since we can find the maximum likelihood estimate $\hat{\theta}_{ML}$ of θ exactly and use as a reference.

In Figure 2, the evolution of the absolute error of the applied methods is shown as a function of computational time on the same standard desktop computer with comparable implementations, averaged over 100 realizations of each algorithm. Note that PSAEM and PIMH-SAEM converge as $k \rightarrow \infty$ (for fixed N), whereas PSEM has a non-vanishing bias which only decreases as $N \rightarrow \infty$, that is, $k \rightarrow \infty$ is not sufficient for convergence in PSEM. Comparing PSAEM and PIMH-SAEM, the latter requires a significantly larger number of particles than PSAEM, and has therefore a higher computational cost. This difference is believed to be even more pronounced for larger values of T , due to superior scaling properties of PGAS compared to PIMH.



Model	Simulation (test data)
Initial model to PSAEM	2.85
Estimated with PSAEM	0.29
Relan et al. (2017)	0.34

Table 1: The cascaded water tank setup and modeling results. We initialize the 9 unknown parameters with an ad-hoc educated guess (top row), and then optimize them with PSAEM (middle row). We also include the best performing result previously published (last row). The figure of merit is root-mean-squared error for simulation on the test data.

6.2 Cascaded water tanks

We consider the benchmark problem of learning a model for a cascaded water tank system, using the data presented by² Schoukens and Noël (2017). A training and a test data set of input-output data samples $\{u_t, y_t\}$, each with $T = 1024$ data points, are provided. The data is recorded from an experimental setup where water is pumped into an upper water tank, from which it flows through a small opening into a lower water tank, and from there through another small opening into a basin. During the data collection, overflow occasionally occurred in the tanks, and the excess water from the upper tank partially flowed into the lower tank. Only the pump voltage (input) and the water level in the lower tank (output) is measured each $T_s = 4$ second, and the problem is to predict the water level in the lower tank given only the pump voltage. A discrete-time nonlinear state-space model (partly adopted from Holmes et al. 2016) based on physical principles is

$$\begin{aligned}
 x_{t+1}^u &= 10 \wedge x_t^u + T_s(-k_1 \sqrt{10 \wedge x_t^u} - k_2 \{10 \wedge x_t^u\} + k_5 u_t) + w_t^u \\
 x_{t+1}^l &= 10 \wedge x_t^l + T_s(k_1 \sqrt{10 \wedge x_t^u} + k_2 \{10 \wedge x_t^u\} - k_3 \sqrt{10 \wedge x_t^l} - k_4 \{10 \wedge x_t^l\} + k_6 \{(x_t^u - 10) \vee 0\}) + w_t^l \\
 y_t &= 10 \wedge x_t^l + e_t,
 \end{aligned} \tag{16}$$

where the states $x_t^u \in \mathbb{R}$ and $x_t^l \in \mathbb{R}$ are the water levels plus the inflow in the upper and lower tank, respectively. The parameters k_1, k_2, k_3, k_4, k_5 represent unknown physical quantities, such as tank and hole diameters, flow constants, pump efficiency, etc. Each tank has height 10 (in the scale of the sensor), and k_6 and $10 \wedge (\dots)$ is motivated by the overflow events. The initial level of the upper water tank is modeled as $x_0^u \sim \mathcal{N}(\xi_0, \sqrt{0.1})$, with ξ_0 unknown. Furthermore, w_t^l, w_t^u and e_t are assumed to be zero mean white Gaussian noise with unknown variances σ_w^2 and σ_e^2 , respectively. All in all, the unknown parameters are $\theta = \{k_1, k_2, k_3, k_4, k_5, k_6, \sigma_e^2, \sigma_w^2, \xi_0\}$.

The model belongs to the exponential family, and we can thus apply PSAEM as presented in Algorithm 7 to find a maximum likelihood estimate of θ . We initialize θ randomly around physically reasonable values, and run PSAEM with $N = 100$ and $K = 50$ (taking a few seconds on a standard desktop computer). The obtained results are reported in Table 1 together with the best performing result previously published (to the best of the author’s knowledge). Most of the previously published methods take a more data-driven approach, but the relatively small amount of data available makes the encoding of physical knowledge important, as we have done here by using (16) and PSAEM.

6.3 Hyperparameter estimation in infinite factorial dynamical models

The infinite factorial dynamical model (iFDM), proposed by Valera et al. (2015), is a Bayesian non-parametric model for separation of an aggregated time-series into independent sources. By using a Markov Indian buffet process, the number of sources (dimensionality of the hidden state) does not have to be upper bounded a priori. Each source is modeled as a (discrete or continuous) Markov chain which evolves independently of the other. To solve the inference problem, that is performing the actual source separation, PGAS has proven useful (Valera et al., 2015). There is, however, a multitude of hyperparameters in this Bayesian setting, and we will demonstrate how the procedure by Valera et al. (2015) easily can be extended with PSAEM to automatically estimate hyperparameters on-the-fly, reducing the need for extensive manual tuning.

We will consider the cocktail party problem originating from Gael et al. (2009), to which iFDM has been applied (Valera et al., 2015, Section 4). The voices from 15 different speakers is aggregated into a $T = 1085$ long sequence, together

²See also <http://www.nonlinearbenchmark.org>

Algorithm 9 PSAEM for infinite factorial dynamical models: the cocktail party example

- 1: **for** $k = 0$ to K **do**
 - 2: Update the state dimensionality (number of speakers) M_+ using slice sampling.
 - 3: Sample a state trajectory using PGAS.
 - 4: Gibbs update of the transition probabilities $\{b^m\}_{m=1}^{M_+}$ for each speaker.
 - 5: $\mathbb{S}_k \leftarrow (1 - \gamma_k)\mathbb{S}_{k-1} + \gamma_k S(\{b^m\}_{m=1}^{M_+})$, with S being sufficient statistics for the Beta distribution.
 - 6: $\eta_k \leftarrow \arg \max_{\eta} \mathbb{Q}_k^{\text{Bay}}(\eta) = \arg \max_{\eta} \langle \mathbb{S}_k, \phi(\eta) \rangle - \psi(\eta)$.
 - 7: Gibbs update of noise variance parameters.
 - 8: **end for**
-

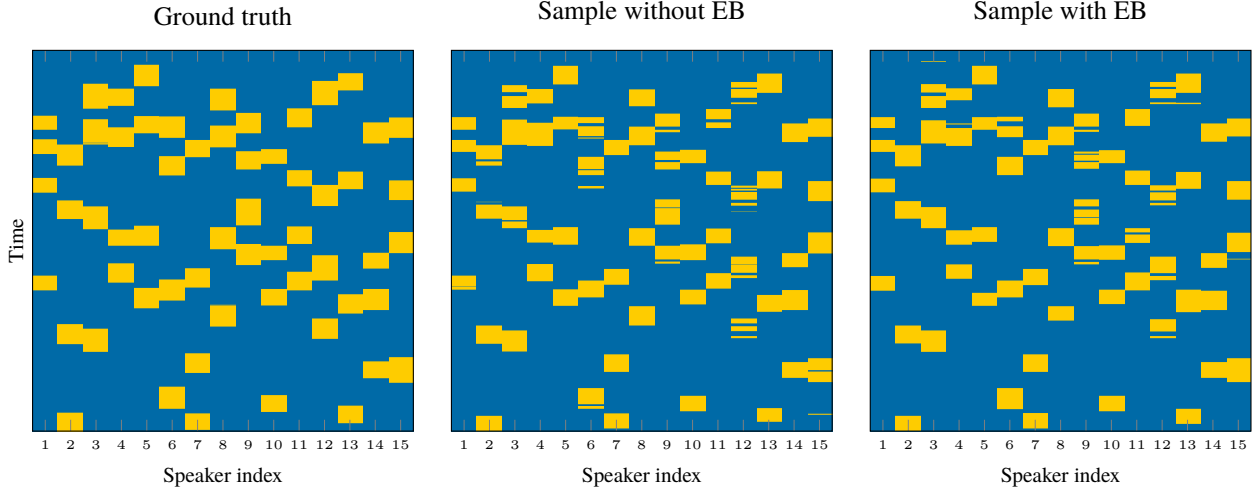


Figure 3: The cocktail problem, introduced by Valera et al. (2015); Gael et al. (2009), amounts to inferring the number of speakers (columns) and their periods of talking and being quiet (yellow and blue, respectively) from an aggregated observation (not shown) during a time sequence (along y-axis). The middle panel is a sample from the solution by Valera et al. (2015), and the right panel a sample after we have extended that solution with PSAEM to automatically estimate some hyperparameters. Both solutions infer the correct number of speakers (15), but the solution with PSAEM is slightly less prone to switch between quiet and talking (closer to the ground truth). The main advantage of PSAEM, not present in the plot, is however the lessened need for manual tuning of hyperparameters, at almost no extra computational cost. (The problem is unsupervised, but the columns are manually sorted to enhance comparisons between the panels.)

with some noise, and the problem is to jointly infer (i) the number of speakers (dimension of x_t), (ii) when each speaker is talking (the trajectory x_t) and (iii) the dynamics of each speaker (how prone s/he is to talk).

Each speaker is modeled as a Markov chain with two states, ‘talking’ or ‘quiet’, and the posterior distribution over its transition probabilities is inferred individually for each speaker. The Beta distribution is used as prior for these probabilities, and the hyperparameters for the Beta distribution are manually chosen by Valera et al. We outline in Algorithm 9 how the inference procedure can be extended with PSAEM (new lines are marked with blue). In addition to the lessened burden of manual hyperparameter tuning, we can also report slightly improved results: The hyperparameters automatically found by PSAEM are such that the average number of switches between ‘quiet’ and ‘talking’ in the posterior samples are closer to the ground truth (84 instead of 86, ground truth: 62) and the average value of the complete data likelihood of the posterior samples increases, compared to the choice of hyperparameters by Valera et al. (2015). Of course, PSAEM could be applied also to other hyperparameters in the problem, following the very same pattern. Posterior samples of x_t are shown in Figure 3.

Algorithm 10 PSAEM for hyperparameter estimation in Gaussian process state-space models

- 1: Initialize $x_{1:T}[0], \theta[0], \eta_0$.
 - 2: **for** $k = 0$ to K **do**
 - 3: Sample $x_{0:T}[k] \mid \theta_{k-1}, \eta_{k-1}$ using Algorithm 1.
 - 4: Sample $\theta_k \mid \eta_{k-1}, x_{0:T}[k]$ with a closed-form expression.
 - 5: Update $S_k \leftarrow (1 - \gamma_k)S_{k-1} + \gamma_k S(\theta[k])$.
 - 6: Solve $\eta_k \leftarrow \arg \max_{\eta} \mathbb{Q}_k^{\text{Bay}}(\eta) = \arg \max_{\eta} \langle S_k, \phi(\eta) \rangle - \psi(\eta)$.
 - 7: **end for**
-

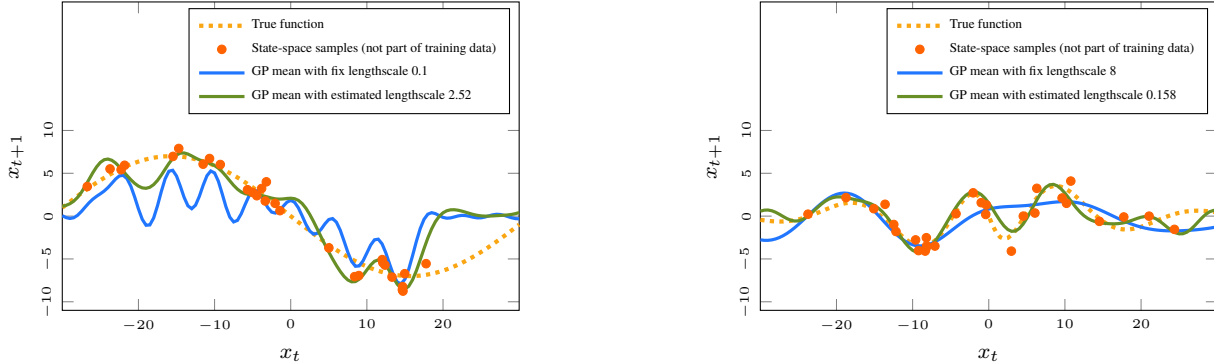


Figure 4: Estimation of hyperparameters in two Gaussian process state-space models. Since the states x_t are unobserved in the GP-SSM, the learning is more challenging than standard GP regression. We have extended an PGAS procedure (Svensson et al., 2016) to also include estimation of the hyperparameters with PSAEM. The blue line is the posterior mean of $p(f \mid y_{1:T}, \eta)$ with η being a fixed lengthscale, whereas the length scale η is estimated with PSAEM for the green line. The true function is dashed yellow, alongside with the $T = 40$ samples $x_{0:T}$ (orange dots) underlying the training data (only $y_{1:T}$, not shown, is available when learning the model). Indeed, the effect of the length scale hyperparameter is very similar to standard GP regression, but the main point of this example is merely a proof of concept for hyperparameter estimation in the challenging GP-SSM model.

6.4 Hyperparameter estimation in Gaussian process state-space models

Gaussian process state-space models are a class of models constructed as a combination of the state-space model and the Gaussian process (GP) model as

$$x_{t+1} = f(x_t) + w_t, \quad f \sim \mathcal{GP}(m_\eta^f, K_\eta^f), \quad w_t \sim \mathcal{N}(0, \Sigma_n^f), \quad (17a)$$

$$y_t = g(x_t) + e_t, \quad g \sim \mathcal{GP}(m_\eta^g, K_\eta^g), \quad e_t \sim \mathcal{N}(0, \Sigma_n^g), \quad (17b)$$

or variations thereof. As in any state-space model, only $y_{1:T}$ is observed and not $x_{0:T}$, and standard GP regression methods (Rasmussen and Williams, 2006) can therefore not be used to learn the posterior $p_\eta(f, g \mid y_{1:T})$. Consequently, learning of the GP hyperparameters η —usually done via empirical Bayes $\hat{\eta} = \arg \max_{\eta} p_\eta(f, g \mid y_{1:T})$ —is not straightforward either.

Despite the computational challenges, it has been argued that the model is versatile and powerful by its combination of the dynamic state-space model and the nonparametric and probabilistic GP, and has for this reason achieved attention in the machine learning literature. One proposed solution is to use PGAS for learning the model (Frigola et al., 2013, 2014b; Svensson et al., 2016), and we extended that solution with PSAEM to also include estimation of the hyperparameters at almost no extra computational cost.

We consider the solution proposed by Svensson et al. (2016), in which the nonparametric GP is approximated with a reduced-rank representation with a finite parameter set θ . We introduce PSAEM for this solution in Algorithm 10 (new lines in blue). Since the computational burden in practice is dominated by running the conditional particle filter (line 3), the inclusion of PSAEM adds very little extra computational cost. An example of estimation of the length scale in a Gaussian process state-space model is shown in Figure 4, where the space of x_t is one-dimensional and $g(x) = x$ is considered known, but the noise level is significant with $\sigma_n^f = \sigma_n^g = 1$.

7 Conclusions

We have presented PSAEM (Algorithm 5 and 6) for learning nonlinear state-space models, both in a maximum likelihood setting and in an empirical Bayes setting. We have also summarized the available theoretical results, and added a missing piece about continuity of the PGAS Markov kernel, in order to show convergence for the case of exponential family models. We have, furthermore, illustrated how it can be applied to some contemporary machine learning models. We believe that the proposed PSAEM method can be particularly useful for models where PGAS is currently used. Indeed, with small modifications of existing code and little computational overhead it enables automatic estimation of hyperparameters, thereby avoiding the need of difficult and tedious manual tuning.

A Proof of Theorem 1, Lipschitz continuity of PGAS

This appendix contains a proof of Theorem 1. It is based on the construction of a coupling between the Markov kernels Π_θ and $\Pi_{\tilde{\theta}}$. A similar technique has previously been used by Chopin and Singh (2015) to prove uniform ergodicity of the Particle Gibbs kernel. Jacob et al. (2017) explicitly use couplings of conditional particle filters to construct (practical) algorithms for, among other things, likelihood estimation and unbiased estimates of smoothing functionals.

We first review some basic properties of couplings and total variation. Let P and Q be two probability measures with densities p and q , respectively, with respect to some reference measure λ . Let \mathcal{C} be the set of couplings of P and Q , that is, joint probability measures with marginals P and Q . We can then write the total variation distance between P and Q in the following equivalent ways:

$$\|P - Q\|_{\text{TV}} = \frac{1}{2} \sup_{|f| \leq 1} |Pf - Qf| \quad (18a)$$

$$= \lambda(\max\{p - q, 0\}) \quad (18b)$$

$$= 1 - \lambda(\min\{p, q\}) \quad (18c)$$

$$= \inf_{\xi \in \mathcal{C}} \iint \mathbb{1}(x \neq y) \xi(dx, dy). \quad (18d)$$

Note also that it is possible to explicitly construct a coupling attaining the infimum in (18d): let $\alpha = \lambda(\min\{p, q\})$, $\nu(dx) = \alpha^{-1} \min\{p(x), q(x)\} \lambda(dx)$, and

$$\xi(dx, dy) = \alpha \nu(dx) \delta_x(dy) + (1 - \alpha)^{-1} (P(dx) - \alpha \nu(dx))(Q(dy) - \alpha \nu(dy)). \quad (19)$$

A coupling ξ which attains the infimum, or equivalently which maximizes the probability of X and Y being identical when $(X, Y) \sim \xi$, is referred to as a *maximal coupling*. Finally, for a coupling ξ , the quantity $\iint \mathbb{1}(x = y) \xi(dx, dy)$ —that is, the probability that X and Y are identical under ξ —is referred to as the *coupling probability* under ξ .

Now, to prove the Lipschitz continuity of the PGAS Markov kernel as stated in Theorem 1 we will construct a coupling $\xi_{\theta, \tilde{\theta}}(x'_{0:T}, dx^*_{0:T}, d\tilde{x}^*_{0:T})$ of the Markov kernels $\Pi_\theta(x'_{0:T}, dx^*_{0:T})$ and $\Pi_{\tilde{\theta}}(x'_{0:T}, d\tilde{x}^*_{0:T})$. This coupling is defined via Algorithm 11, which takes $x'_{0:T}$ as input and produces $x^*_{0:T}$ and $\tilde{x}^*_{0:T}$ as outputs, such that the marginal distributions of the output trajectories are $\Pi_\theta(x'_{0:T}, dx^*_{0:T})$ and $\Pi_{\tilde{\theta}}(x'_{0:T}, d\tilde{x}^*_{0:T})$, respectively. For ease of notation in Algorithm 11, we write $M[P, Q]$ for any maximal coupling (for instance the one given by (19)) of some distributions P and Q . With slight abuse of notation, we also write $M[p, q]$ for probability density functions p and q , even if they are not normalized in which case it is understood that the coupling is between the *normalized* probability distributions.

Note that for any bounded function f ,

$$\begin{aligned} \|\Pi_\theta f - \Pi_{\tilde{\theta}} f\|_\infty &\leq \|f\|_\infty \sup_{x'_{0:T}} \sup_{|g| \leq 1} |\Pi_\theta g(x'_{0:T}) - \Pi_{\tilde{\theta}} g(x'_{0:T})| \\ &\leq 2\|f\|_\infty \sup_{x'_{0:T}} \iint \mathbb{1}(x^*_{0:T} \neq \tilde{x}^*_{0:T}) \xi_{\theta, \tilde{\theta}}(x'_{0:T}, dx^*_{0:T}, d\tilde{x}^*_{0:T}) \\ &= 2\|f\|_\infty \sup_{x'_{0:T}} \left(1 - \iint \mathbb{1}(x^*_{0:T} = \tilde{x}^*_{0:T}) \xi_{\theta, \tilde{\theta}}(x'_{0:T}, dx^*_{0:T}, d\tilde{x}^*_{0:T}) \right) \end{aligned}$$

Algorithm 11 Coupled conditional particle filters with ancestor sampling defining $\xi_{\theta, \tilde{\theta}}$.

Input: Conditional trajectory $x'_{0:T}$, parameters θ and $\tilde{\theta}$.

Output: Trajectories $x^*_{0:T}$ and $\tilde{x}^*_{0:T}$.

- 1: Draw $x'_0 \sim p(x_0)$ and set $\tilde{x}'_0 \leftarrow x'_0, i = 1, \dots, N - 1$.
 - 2: Set $x'_0 \leftarrow x'_0$ and $\tilde{x}'_0 \leftarrow x'_0$.
 - 3: Set $w'_0 \leftarrow 1$ and $\tilde{w}'_0 \leftarrow 1, i = 1, \dots, N$.
 - 4: **for** $t = 1, 2, \dots, T$ **do**
 - 5: Draw $(a'_t, \tilde{a}'_t) \sim M \left[\{w'_{t-1}\}_{j=1}^N, \{\tilde{w}'_{t-1}\}_{j=1}^N \right]$ for $i = 1, \dots, N - 1$.
 - 6: Draw $(x'_t, \tilde{x}'_t) \sim M \left[p_\theta(\cdot | x'_{t-1}), p_{\tilde{\theta}}(\cdot | \tilde{x}'_{t-1}) \right]$ for $i = 1, \dots, N - 1$.
 - 7: Draw $(a^N_t, \tilde{a}^N_t) \sim M \left[\{w^j_{t-1} p_\theta(x'_t | x'_{t-1})\}_{j=1}^N, \{\tilde{w}^j_{t-1} p_{\tilde{\theta}}(x'_t | \tilde{x}'_{t-1})\}_{j=1}^N \right]$.
 - 8: Set $x^N_t \leftarrow x'_t$ and $\tilde{x}^N_t \leftarrow x'_t$
 - 9: Set $w^i_t \leftarrow p_\theta(y_t | x^i_t)$ and $\tilde{w}^i_t \leftarrow p_{\tilde{\theta}}(y_t | \tilde{x}^i_t)$ for $i = 1, \dots, N$.
 - 10: **end for**
 - 11: Draw $(J, \tilde{J}) \sim M \left[\{w^i_T\}_{i=1}^N, \{\tilde{w}^i_T\}_{i=1}^N \right]$.
 - 12: Set $x^*_T = x^J_T$ and $\tilde{x}^*_T = \tilde{x}^{\tilde{J}}_T$.
 - 13: **for** $t = T - 1, T - 2, \dots, 0$ **do**
 - 14: Set $J \leftarrow a^J_{t+1}$ and $\tilde{J} \leftarrow \tilde{a}^{\tilde{J}}_{t+1}$.
 - 15: Set $x^*_t \leftarrow x^J_t$ and $\tilde{x}^*_t \leftarrow \tilde{x}^{\tilde{J}}_t$.
 - 16: **end for**
-

where we have used (18a) and (18d) for the first and second lines, respectively. Hence, it is sufficient to show that

$$\iint \mathbb{1}(x^*_{0:T} = \tilde{x}^*_{0:T}) \xi_{\theta, \tilde{\theta}}(x'_{0:T}, dx^*_{0:T}, d\tilde{x}^*_{0:T}) \geq 1 - \frac{C}{2} \|\theta - \tilde{\theta}\|, \quad (20)$$

where C is the same constant as in the statement of the theorem.

Let α_{t-1} denote the coupling probability for the coupling at line 5 of Algorithm 11 (and thus α_T is the coupling probability on line 11). On the set $\{x^{1:N}_t = \tilde{x}^{1:N}_t\}$ we have by (18c)

$$\begin{aligned} \alpha_t &= \sum_{i=1}^N \min \left\{ \frac{w^i_t}{\sum_k w^k_t}, \frac{\tilde{w}^i_t}{\sum_k \tilde{w}^k_t} \right\} \geq \frac{\sum_{i=1}^N \min \{w^i_t, \tilde{w}^i_t\}}{\sum_{i=1}^N \max \{w^i_t, \tilde{w}^i_t\}} \\ &\geq \frac{\sum_{i=1}^N \left(\max \{w^i_t, \tilde{w}^i_t\} - L_2 \|\theta - \tilde{\theta}\| \right)}{\sum_{i=1}^N \max \{w^i_t, \tilde{w}^i_t\}} \geq 1 - \frac{L_2}{\delta_2} \|\theta - \tilde{\theta}\|, \end{aligned} \quad (21)$$

where we have used the Lipschitz continuity of the likelihood (A6a) for the penultimate inequality, and the lower bound on the likelihood (A6b) for the last inequality.

Similarly, let β_t denote the coupling probability for the coupling on line 7. Under assumption (A6), the product $p_\theta(y_{t-1} | x_{t-1}) p_\theta(x_t | x_{t-1})$ (which constitutes the unnormalized ancestor sampling weights) is bounded from below by $\delta_1 \delta_2$. The product is also Lipschitz continuous in θ : since $|ab - cd| = |ab - ad + ad - cd| \leq |a||b - d| + |d||a - c|$ we have

$$|p_\theta(y_{t-1} | x_{t-1}) p_\theta(x_t | x_{t-1}) - p_{\tilde{\theta}}(y_{t-1} | x_{t-1}) p_{\tilde{\theta}}(x_t | x_{t-1})| \leq (\kappa_1 L_2 + \kappa_2 L_1) \|\theta - \tilde{\theta}\|.$$

Therefore, on the set $\{x^{1:N}_{t-1} = \tilde{x}^{1:N}_{t-1}\}$, we have by a computation analogous to above,

$$\beta_t \geq 1 - \frac{\kappa_1 L_2 + \kappa_2 L_1}{\delta_1 \delta_2} \|\theta - \tilde{\theta}\|. \quad (22)$$

Finally, let γ^i_t denote the coupling probability for the coupling at line 6, for the i th particle. By (18b) and (18d) we have, on the set $\{x^{1:N}_{t-1} = \tilde{x}^{1:N}_{t-1}, a^{1:N}_t = \tilde{a}^{1:N}_t\}$,

$$\gamma^i_t = 1 - \lambda(\max\{p_\theta(x_t | x^{a^i}_t) - p_{\tilde{\theta}}(x_t | x^{\tilde{a}^i}_t), 0\}) \geq 1 - L_1 \lambda(X) \|\theta - \tilde{\theta}\|,$$

where λ denotes Lebesgue measure and where the inequality follows by (A6a). By (A3), $\lambda(\mathbf{X}) < \infty$. Note that the bound on γ_t^i is independent of i .

Now, if we write \mathbb{P} for probability with respect to the random variables generated by Algorithm 11, we can crudely bound (20) by

$$\begin{aligned} \mathbb{P}(\{x_t^{1:N} = \tilde{x}_t^{1:N}, a_t^{1:N} = \tilde{a}_t^{1:N} : t = 1, \dots, T\}, J = \tilde{J}) &\geq \mathbb{E} \left[\alpha_T \prod_{t=1}^T \left(\beta_t \prod_{i=1}^{N-1} \alpha_t \gamma_t^i \right) \right] \\ &\geq \left(1 - \frac{L_2}{\delta_2} \|\theta - \tilde{\theta}\| \right)^{T(N-1)+1} \times \left(1 - \frac{\kappa_1 L_2 + \kappa_2 L_1}{\delta_1 \delta_2} \|\theta - \tilde{\theta}\| \right)^T \times \left(1 - L_1 \lambda(\mathbf{X}) \|\theta - \tilde{\theta}\| \right)^{T(N-1)} \\ &\geq (1 - D \|\theta - \tilde{\theta}\|)^{2T(N-1)+T+1} \end{aligned}$$

where $D = \max\{\frac{L_2}{\delta_2}, \frac{\kappa_1 L_2 + \kappa_2 L_1}{\delta_1 \delta_2}, L_1 \lambda(\mathbf{X})\}$.

Finally, we note that the coupling probability is trivially bounded from below by 0 and that $(1 - D \|\theta - \tilde{\theta}\|)^m \geq 1 - Dm \|\theta - \tilde{\theta}\|$ on $\|\theta - \tilde{\theta}\| \in [0, D^{-1}]$. Thus,

$$\begin{aligned} &\iint \mathbb{1}(x_{0:T}^* = \tilde{x}_{0:T}^*) \xi_{\theta, \tilde{\theta}}(x'_{0:T}, dx_{0:T}^*, d\tilde{x}_{0:T}^*) \\ &\geq \mathbb{P}(\{x_t^{1:N} = \tilde{x}_t^{1:N}, a_t^{1:N} = \tilde{a}_t^{1:N} : t = 1, \dots, T\}, J = \tilde{J}) \\ &\geq 1 - D(2T(N-1) + T + 1) \|\theta - \tilde{\theta}\|, \end{aligned}$$

which proves Theorem 1.

B Proof of Theorem 2, convergence of PSAEM

Theorem 2 follows from Kuhn and Lavielle (2004, Theorem 1), by using the established Lipschitz continuity of the PGAS kernel from Theorem 1. A slight difference, however, is that Kuhn and Lavielle (2004, Theorem 1) assumes that the Markov transition kernel admits a density with respect to Lebesgue measure and that this density function is Lipschitz continuous; see their assumption (SAEM3')2. Our continuity result is instead expressed in terms of total variation distance. The condition (SAEM3')2 is used by Kuhn and Lavielle to prove their Lemma 2, see Kuhn and Lavielle (2004, p. 129). Thus, to complete the picture we provide a lemma which replaces Kuhn and Lavielle (2004, Lemma 2). The result—which extends the continuity of the PGAS Markov kernel to the k -fold kernel—is a special case of Andrieu et al. (2005, Proposition B.2), but for completeness we repeat the proof here.

Lemma 1. *Assume that the conditions of Theorem 1 hold. Then, there exists a constant $D \leq \infty$ such that for any $k \geq 0$ and any bounded function f ,*

$$\|\Pi_\theta^k f - \Pi_{\tilde{\theta}}^k f\|_\infty \leq D \|f\|_\infty \|\theta - \tilde{\theta}\|.$$

Proof. Define $\bar{f}_{\tilde{\theta}}(x_{0:T}) = f(x_{0:T}) - \int f(x_{0:T}) p_{\tilde{\theta}}(x_{0:T} | y_{0:T}) dx_{0:T}$. Since $\bar{f}_{\tilde{\theta}}$ differs from f by a constant (depending on $\tilde{\theta}$) we can write,

$$\|\Pi_\theta^k f - \Pi_{\tilde{\theta}}^k f\|_\infty = \|\Pi_\theta^k \bar{f}_{\tilde{\theta}} - \Pi_{\tilde{\theta}}^k \bar{f}_{\tilde{\theta}}\|_\infty \leq \sum_{j=1}^k \|\Pi_\theta^{k-j} (\Pi_\theta - \Pi_{\tilde{\theta}}) \Pi_{\tilde{\theta}}^{j-1} \bar{f}_{\tilde{\theta}}\|_\infty.$$

We have,

$$\begin{aligned}
\|\Pi_\theta^{k-j}(\Pi_\theta - \Pi_{\tilde{\theta}})\Pi_{\tilde{\theta}}^{j-1}\bar{f}_{\tilde{\theta}}\|_\infty &= \sup_{x_{0:T}} \left| \int \Pi_\theta^{k-j}(x_{0:T}, dx_{0:T}^*) (\Pi_\theta - \Pi_{\tilde{\theta}})\Pi_{\tilde{\theta}}^{j-1}\bar{f}_{\tilde{\theta}}(x_{0:T}^*) \right| \\
&\leq \sup_{x_{0:T}} \int \Pi_\theta^{k-j}(x_{0:T}, dx_{0:T}^*) \left| (\Pi_\theta - \Pi_{\tilde{\theta}})\Pi_{\tilde{\theta}}^{j-1}\bar{f}_{\tilde{\theta}}(x_{0:T}^*) \right| \\
&\leq \sup_{x_{0:T}} \int \Pi_\theta^{k-j}(x_{0:T}, dx_{0:T}^*) \|(\Pi_\theta - \Pi_{\tilde{\theta}})\Pi_{\tilde{\theta}}^{j-1}\bar{f}_{\tilde{\theta}}\|_\infty \\
&= \|(\Pi_\theta - \Pi_{\tilde{\theta}})\Pi_{\tilde{\theta}}^{j-1}\bar{f}_{\tilde{\theta}}\|_\infty.
\end{aligned}$$

Now, consider the function $\Pi_{\tilde{\theta}}^\ell \bar{f}_{\tilde{\theta}}(x_{0:T})$ for some $\ell \geq 0$. Recall that $\bar{f}_{\tilde{\theta}}$ is centered around the posterior expectation of f with respect to $p_{\tilde{\theta}}(x_{0:T} | y_{1:T})$, which is the limiting distribution of $\Pi_{\tilde{\theta}}$. Thus, by uniform ergodicity of $\Pi_{\tilde{\theta}}$ for any $\tilde{\theta} \in \Theta$ it follows that

$$\sup_{\tilde{\theta} \in \Theta} \|\Pi_{\tilde{\theta}}^\ell \bar{f}_{\tilde{\theta}}\|_\infty \leq M\rho^\ell \|f\|_\infty$$

for some constants $M < \infty$ and $\rho < 1$. Consequently, the function $\Pi_{\tilde{\theta}}^\ell \bar{f}_{\tilde{\theta}}(x_{0:T})$ satisfies the conditions of Theorem 1 and thus

$$\|(\Pi_\theta - \Pi_{\tilde{\theta}})\Pi_{\tilde{\theta}}^{j-1}\bar{f}_{\tilde{\theta}}\|_\infty \leq CM\rho^{j-1}\|\theta - \tilde{\theta}\|.$$

Plugging this into the expressions above completes the proof. \square

From this, the results of Lemma 2 in Kuhn and Lavielle (2004) follows for our assumptions, and hence also Theorem 1 of Kuhn and Lavielle (2004) and, ultimately, Theorem 2 of our main article.

C Details about experiments

This section contains additional details regarding the experiments in Section 6.

Experiment 6.1—Linear Gaussian state-space model

The step length in PSAEM, as well as PIMH-SAEM, is chosen as $\gamma_k = k^{-0.99}$. PSEM is implemented as a particle filter with N particles and a backward simulator (Godsill et al., 2004) with N backward trajectories. The sufficient statistics, as derived by for instance, Ghahramani and Hinton (1996), are $\frac{1}{T} \sum_t x_t x_t^T$ and $\frac{1}{T} \sum_t x_{t-1} x_t^T$, and the maximization problem can be solved analytically.

Experiment 6.2—Cascaded water tanks

The step length in PSAEM is chosen as $\gamma_k = 1$ for $k = 1, \dots, 30$, and $\gamma_k = (k - 30)^{-0.7}$ for $k = 31, \dots$. The initial parameter values are initialized randomly around $k_1 = k_2 = k_3 = k_4 = 0.05$, $k_5 = k_6 = 0$, $\sigma_e^2 = \sigma_w^2 = 0.1$, $\xi_0 = 6$, and a slight L_2 -regularization (corresponding to a $\mathcal{N}(0, 10^3)$ prior) is used for k_4 to avoid problems if the state trajectory contains no overflow events in the lower tank. The sufficient statistics for a model on the form

$$x_{t+1} = a(x_t) + \theta^T b(x_t) + w_t, \quad w_t \sim \mathcal{N}(0, \sigma^2), \quad (23)$$

where θ and σ^2 are unknown, are $\frac{1}{T} \sum_t (x_t - a(x_{t-1}))(x_t - a(x_{t-1}))^T$, $\frac{1}{T} \sum_t b(x_{t-1})(x_t - a(x_{t-1}))^T$ and $\frac{1}{T} \sum_t b(x_{t-1})b(x_{t-1})^T$, and x_0 for the initial value. The maximization problem can be solved analytically.

Experiment 6.3—Hyperparameter estimation in infinite factorial dynamical models

The exact setup is a replica of Valera et al. (2015), to which we refer for details. We use $\gamma_k = k^{-0.7}$, but let the PMCMC run for 500 iterations (which, by a very quick look at the trace of PGAS, appears to be a rough estimate of the burn-in period) before starting PSAEM. The initial value of η are the ones chosen by Valera et al. (2015). The sufficient statistics for M number of Beta random variables θ_m is M , $\sum_{m=1}^M \log(\theta_m)$ and $\sum_{m=1}^M \log(1 - \theta_m)$. The maximization problem lacks an analytical solution, and an off-the-shelf numerical optimization routine (`fmincon` in Matlab) was applied to solve the maximization problem.

Experiment 6.4—Hyperparameter estimation in Gaussian process state-space models

The true functions in the example are $x_{t+1} \sim \mathcal{N}\left(-7 \arctan\left(\frac{x_t}{3}\right) \cos\left(\frac{x_t}{3}\right) \exp\left(-\frac{|x_t|}{10}\right), 1\right)$ and $x_{t+1} \sim \mathcal{N}\left(-7 \sin\left(\frac{x_t}{10}\right), 1\right)$, respectively.

In the approximate GP-SSM model used, the unknown function f is approximated as a finite basis function expansion, whose coefficients θ (column vector) have a certain multivariate zero mean Gaussian prior distribution with a variance depending on η (see Svensson et al. 2016 for details). Thus, the sufficient statistics is $\theta\theta^T$, and the maximization problem to solve is $\arg \max_{\eta} -\frac{1}{2}\text{Tr}(\theta\theta^T V_{\eta}^{-1}) - \frac{1}{2} \log \det(V_{\eta})$ (where V_{η} follows from the choice of covariance function, see again Svensson et al. 2016), which requires a numerical approach.

Acknowledgements

This research was financially supported by the Swedish Foundation for Strategic Research (SSF) via the projects *ASSEMBLE* (contract number: RIT15-0012) and *Probabilistic Modeling and Inference for Machine Learning* (contract number: ICA16-0015), and by the Swedish Research Council via the project *Learning of Large-Scale Probabilistic Dynamical Models* (contract number: 2016-04278).

References

- C. Andrieu and M. Vihola. Markovian stochastic approximation with expanding projections. *Bernoulli*, 20(2):545–585, 2014.
- C. Andrieu, E. Moulines, and P. Priouret. Stability of stochastic approximation under verifiable conditions. *SIAM Journal on Control and Optimization*, 44(1):283–312, 2005.
- C. Andrieu, A. Doucet, and R. Holenstein. Particle Markov chain Monte Carlo methods. *Journal of the Royal Statistical Society: Series B*, 72(3):269–342, 2010.
- C. Andrieu, A. Lee, and M. Vihola. Uniform ergodicity of the iterated conditional SMC and geometric ergodicity of particle Gibbs samplers. *Bernoulli*, 24(2):842–872, 2018.
- O. Cappé, E. Moulines, and T. Rydén. *Inference in Hidden Markov Models*. Springer, New York, NY, USA, 2005.
- N. Chopin and S. S. Singh. On particle Gibbs sampling. *Bernoulli*, 21(3):1855–1883, 2015.
- P. Del Moral. *Feynman-Kac Formulae - Genealogical and Interacting Particle Systems with Applications*. Probability and its Applications. Springer, New York, USA, 2004.
- P. Del Moral, R. Kohn, and F. Patras. On particle Gibbs Markov chain Monte Carlo models. arXiv:1404.5733, 2014.
- M. Delattre and M. Lavielle. Coupling the SAEM algorithm and the extended Kalman filter for maximum likelihood estimation in mixed-effects diffusion models. *Statistics and Its Interface*, 6:519–532, 2013.
- B. Delyon, M. Lavielle, and E. Moulines. Convergence of a stochastic approximation version of the EM algorithm. *The Annals of Statistics*, 27(1):94–128, 1999.
- A. Dempster, N. Laird, and D. Rubin. Maximum likelihood from incomplete data via the EM algorithm. *Journal of the Royal Statistical Society, Series B*, 39(1):1–38, 1977.

- J. Diebolt and E. H. S. Ip. Stochastic EM: method and application. In W. R. Gilks, S. Richardson, and D. J. Spiegelhalter, editors, *Markov Chain Monte Carlo in Practice*, pages 259–274, Boca Raton, FL, USA, 1996. Chapman & Hall/CRC.
- V. Digalakis, J. R. Rohlicek, and M. Ostendorf. ML estimation of a stochastic linear system with the EM algorithm and its application to speech recognition. *IEEE Transactions on Speech and Audio Processing*, 1(4):431–442, 1993.
- S. Donnet and A. Samson. EM algorithm coupled with particle filter for maximum likelihood parameter estimation of stochastic differential mixed-effects models. Technical Report hal-00519576, v2, Université Paris Descartes, MAP5, 2011.
- S. Donnet and A. Samson. EM algorithm coupled with particle filter for maximum likelihood parameter estimation of stochastic differential mixed-effects models. Unpublished, 2014.
- A. Doucet and A. Johansen. A tutorial on particle filtering and smoothing: Fifteen years later. In D. Crisan and B. Rozovskii, editors, *The Oxford Handbook of Nonlinear Filtering*, pages 656–704, Oxford, UK, 2011. Oxford University Press.
- A. Doucet, N. de Freitas, and N. Gordon, editors. *Sequential Monte Carlo Methods in Practice*. Springer Verlag, New York, USA, 2001.
- G. Fort and E. Moulines. Convergence of the Monte Carlo expectation maximization for curved exponential families. *The Annals of Statistics*, 31(4):1220–1259, 2003.
- M. Fraccaro, S. K. Sønderby, U. Paquet, and O. Winther. Sequential neural models with stochastic layers. In *Advances in Neural Information Processing Systems (NIPS) 29*, pages 2199–2207, Barcelona, Spain, 2016.
- R. Frigola, F. Lindsten, T. B. Schön, and C. E. Rasmussen. Bayesian inference and learning in Gaussian process state-space models with particle MCMC. In *Advances in Neural Information Processing Systems (NIPS) 26*, Lake Tahoe, NV, USA, 2013.
- R. Frigola, Y. Chen, and C. E. Rasmussen. Variational Gaussian process state-space models. In *Advances in Neural Information Processing Systems (NIPS) 27*, Montréal, Canada, 2014a.
- R. Frigola, F. Lindsten, T. B. Schön, and C. E. Rasmussen. Identification of Gaussian process state-space models with particle stochastic approximation EM. In *Proceedings of the 19th International Federation of Automatic Control World Congress (IFAC)*, Cape Town, South Africa, 2014b.
- J. V. Gael, Y.V. Teh, and Z. Ghahramani. The infinite factorial hidden Markov model. In *Advances in Neural Information Processing Systems (NIPS) 21*, pages 1967–1704, Vancouver, Canada, 2009.
- Z. Ghahramani and G. E. Hinton. Parameter estimation for linear dynamical systems. Technical Report CRG-TR-96-2, Department of Computer Science, University of Toronto, 1996.
- Z. Ghahramani and S. T. Roweis. Learning nonlinear dynamical systems using an EM algorithm. In *Advances in Neural Information Processing Systems (NIPS) 11*, pages 431–437, Denver, CO, USA, November 1998.
- S. J. Godsill, A. Doucet, and M. West. Monte Carlo smoothing for nonlinear time series. *Journal of the American Statistical Association*, 99(465):156–168, March 2004.
- M. Gong, K. Zhang, B. Schölkopf, C. Glymour, and D. Tao. Causal discovery from temporally aggregated time series. In *Proceedings of the Conference on Uncertainty in Artificial Intelligence*, Sydney, Australia, 2017.
- G. Holmes, T. Rogers, et al. Cascaded tanks benchmark: Parametric and nonparametric identification. Presentation at *Workshop on Nonlinear System Identification Benchmarks 2016*, Vrije Universiteit Brussel, May 2016.
- P. E. Jacob, F. Lindsten, and T. B. Schön. Smoothing with couplings of conditional particle filters. *arXiv:1701.02002*, 2017.
- E. Kuhn and M. Lavielle. Coupling a stochastic approximation version of EM with an MCMC procedure. *ESAIM: Probability and Statistics*, 8:115–131, 2004.
- S. Linderman, C. H. Stock, and R. P. Adams. A framework for studying synaptic plasticity with neural spike train data. In *Advances in Neural Information Processing Systems (NIPS) 27*, Montréal, Canada, 2014.
- F. Lindsten. An efficient stochastic approximation EM algorithm using conditional particle filters. In *Proceedings of the 38th IEEE International Conference on Acoustics, Speech and Signal Processing (ICASSP)*, Vancouver, Canada, 2013.
- F. Lindsten, M. I. Jordan, and T. B. Schön. Particle Gibbs with ancestor sampling. *Journal of Machine Learning Research*, 15:2145–2184, 2014.

- F. Lindsten, R. Douc, and E. Moulines. Uniform ergodicity of the particle Gibbs sampler. *Scandinavian Journal of Statistics*, 42(3):775–797, 2015.
- M. Marcos, F. M. Calafat, A. Berihuete, and S. Dangendorf. Long-term variations in global sea level extremes. *Journal of Geophysical Research*, 120(12):8115–8134, 2015.
- C. L. C. Mattos, Z. Dai, A. Damianou, J. Forth, G. A. Barreto, and N. D. Lawrence. Recurrent Gaussian processes. In *International Conference on Learning representations (ICLR)*, San Juan, Puerto Rico, 2016.
- J. Olsson, R. Douc, O. Cappé, and E. Moulines. Sequential Monte Carlo smoothing with application to parameter estimation in nonlinear state-space models. *Bernoulli*, 14(1):155–179, 2008.
- C. E. Rasmussen and C. K. I. Williams. *Gaussian Processes for Machine Learning*. MIT Press, 2006.
- R. Relan, K. Tiels, A. Marconato, and J. Schoukens. An unstructured flexible nonlinear model for the cascaded water-tanks benchmark. In *Proceedings of the 20th International Federation of Automatic Control World Congress (IFAC)*, pages 454–459, 2017.
- H. Robbins and S. Monro. A stochastic approximation method. *The Annals of Mathematical Statistics*, 22(3):400–407, 1951.
- C. P. Robert and G. Casella. *Monte Carlo Statistical Methods*. Springer, 2004.
- T. B. Schön, A. Wills, and B. Ninness. System identification of nonlinear state-space models. *Automatica*, 47(1):39–49, 2011.
- M. Schoukens and J.-P. Noël. Three benchmarks addressing open challenges in nonlinear system identification. In *Proceedings of the 20th World Congress of the International Federation of Automatic Control (IFAC)*, Toulouse, France, July 2017.
- S. N. Singor, A. Boer, J. S. C. Alberts, and C. W. Oosterlee. On the modelling of nested risk-neutral stochastic processes with applications in insurance. *Applied Mathematical Finance*, 24(2):302–336, 2017.
- A. Svensson and T. B. Schön. A flexible state space model for learning nonlinear dynamical systems. *Automatica*, 80:189–199, 2017.
- A. Svensson, F. Lindsten, and T. B. Schön. Identification of jump Markov linear models using particle filters. In *Proceedings of the 53rd IEEE Conference on Decision and Control (CDC)*, Los Angeles, USA, 2014.
- A. Svensson, A. Solin, S. Särkkä, and T. B. Schön. Computationally efficient Bayesian learning of Gaussian process state space models. In *Proceedings of the 19th International Conference on Artificial Intelligence and Statistics (AISTATS)*, pages 213–221, Cadiz, Spain, 2016.
- R. Tibshirani. Regression shrinkage and selection via the Lasso. *Journal of the Royal Statistical Society: Series B*, 58(1):267–288, 1996.
- L. Tierney. Markov chains for exploring posterior distributions. *The Annals of Statistics*, 22(4):1701–1728, 1994.
- J. Umenberger, J. Wågberg, I. Manchester, and T. B. Schön. Maximum likelihood identification of stable linear dynamical systems. *Automatica*, 2018. Forthcoming, provisionally accepted.
- I. Valera, F. Ruiz, L. Svensson, and F. Perez-Cruz. Infinite factorial dynamical model. In *Advances in Neural Information Processing Systems (NIPS) 28*, pages 1666–1674, Montréal, Canada, 2015.
- J.-W. van de Meent, Y. Hongseok, V. Mansinghka, and F. Wood. Particle Gibbs with ancestor sampling for probabilistic programs. In *Proceedings of the 18th International Conference on Artificial Intelligence and Statistics (AISTATS)*, San Diego, CA, USA, 2015.
- G. C. G. Wei and M. A. Tanner. A Monte Carlo implementation of the EM algorithm and the poor man’s data augmentation algorithms. *Journal of the American Statistical Association*, 85(411):699–704, 1990.
- C. F. J. Wu. On the convergence properties of the EM algorithm. *The Annals of Statistics*, 11(1):95–103, 1983.