
Learning Shared Multimodal Embeddings with Unpaired Data

AJ Piergiovanni Michael S. Ryoo
 Department of Computer Science
 Indiana University Bloomington
 {ajpiergi, mryoo}@indiana.edu

Abstract

In this paper, we propose a method to learn a joint multimodal embedding space. We compare the effect of various constraints using paired text and video data. Additionally, we propose a method to improve the joint embedding space using an adversarial formulation with unpaired text and video data. In addition to testing on publicly available datasets, we introduce a new, large-scale text/video dataset. We experimentally confirm that learning such a shared embedding space benefits three difficult tasks (i) zero-shot activity classification, (ii) unsupervised activity discovery, and (iii) unseen activity captioning.

1 Introduction

Videos contain multiple data sources, such as visual, audio or text data. Each data modality has distinct statistical properties capturing different aspects of the event. Current state-of-the-art activity recognition models (e.g., [4, 39]) only take visual data and class labels as input. A sentence, for example ‘a group of men play basketball outdoors,’ contains much more information, such as ‘outdoors’ and ‘group of men’ than a simple activity class of ‘basketball.’ Without multimodal learning, these models are unable to benefit from the additional information.

In this multimodal setting, we have visual and textual input data, each with its own representation. Video data is represented as a sequence of images (high dimensional pixel data) while text is represented as a sequence of word embeddings (relatively low dimensional). Using a shared embedding space allows for learning the highly non-linear relationships between the modalities. Such relationships will capture similarities between concepts, such as basketball and volleyball both being sports with a ball and further generalize to concepts not seen during training.

Zero-shot learning is defined as the ability to classify an instance of an unseen class without any training instances. Standard activity classification methods are only able to classify seen examples. However, using a joint embedding space, we can take advantage of a different modality (e.g., text) to infer ideal embeddings of unseen classes. This allows categorization of a video with an unseen class within the embedding space, enabling the zero-shot recognition.

Existing approaches to both zero-shot and embedding space learning require paired data examples, which can be expensive to obtain. By taking advantage of adversarial learning [7], we are able use unpaired data (i.e., random sentences and random videos without any labels or correspondence) to further improve our learned shared embedding space.

In this paper, we design a method capable of learning joint video/language embedding spaces using both paired and unpaired data and experimentally confirm its benefit to three challenging tasks (i) zero-shot activity recognition, (ii) unsupervised activity discovery, and (iii) unseen activity captioning. We show that the learning of a shared embedding space generalizes to unseen data.

2 Related works

Multimodal learning Our approach falls into the category of multimodal learning. Previous approaches have used Restricted Boltzmann Machines [38] or log-bilinear models [16] to learn distributions of sentences and images. Ngiam et al. [24] designed an autoencoder that learns joint audio-video representations by concatenating and using a bottleneck layer. Frome et al. [6] describe a model that maps images and words to a shared embedding. However, these works either learn a joint embedding by concatenating the different features (e.g., [24, 38]) or require a triplet of positive and negative matches (e.g., [6]).

Text and vision The use of text combined with visual data has been used for many tasks, such as image captioning [12, 13, 14] or video captioning [18, 43, 48]. Other works have explored the use of textual grounding for image/video retrieval [9, 11, 22, 32]. There have been various models proposed to learn a fixed text embedding space with mappings from video features into this embedding space [8, 26, 36, 41, 42]. However, these works all learn a single directional mapping (e.g., only mapping from image/video to text) and only learn with paired text/image samples.

Unpaired learning Recently, there have been many works taking advantage of variational autoencoders (VAEs) [15] or generative adversarial networks (GANs) [7] to learn mappings between unpaired samples. CycleGan [49] uses a cycle-consistency loss (i.e., the ability to go from a sample in one domain to a second domain then back to the source) to learn unpaired image translation (e.g., image to sketch). Other works learn many-to-many mappings between images [2] or use two GANs to map between domains [46]. An autoencoder with shared weights for both domains has been used to learn a latent space for image-to-image translation [21]. However, these works all focus on learning mappings between unpaired data of the same modality (e.g. image to image).

Zero-shot activity recognition Many previous works have studied zero-shot activity recognition. Common approaches include using attributes [20, 27, 33] or word embeddings [17, 25, 35, 44, 45] or learning a similarity metric [5, 47].

Our work differs from these previous works in three key ways: (1) we learn a shared embedding space with bi-directional mappings, (2) we experimentally compare to use of the embedding space for both zero-shot recognition and unseen video captioning, and (3) we show the benefit of additional data augmentation using unpaired samples.

3 Method

To enable learning of a joint embedding space, we use a deep autoencoder architecture. Our model consists of 4 neural networks:

$$\begin{array}{ll} \textbf{Video Encoder } E_V : v \mapsto z_v & \textbf{Video Decoder } G_V : z \mapsto v \\ \textbf{Text Encoder } E_T : t \mapsto z_t & \textbf{Text Decoder } G_T : z \mapsto t \end{array}$$

where v is a video and t is a sentence. z is the latent joint embedding that we are learning. The encoders learn a compressed representation of the video or text while the decoders are trained to reconstruct the input:

$$\mathcal{L}_{recons}(v, t) = \|G_V(E_V(v)) - v\|_2 + \|G_T(E_T(t)) - t\|_2 \quad (1)$$

As both text and video data are sequences, they often have different lengths. A joint embedding spaces requires that the features from both modalities have the same dimensions. Given a text representation of length L and a video representation of length T , we need to obtain a fixed-size representation. To learn a fixed-dimensional embedding, there are many choices for the encoder/decoder architecture, such as pooling [23], attention [29] or RNNs [18]. We choose to use temporal attention filters [29] as they learn a mapping from any length input to a N -dimensional vector and have been shown to outperform pooling and RNNs on activity recognition tasks.

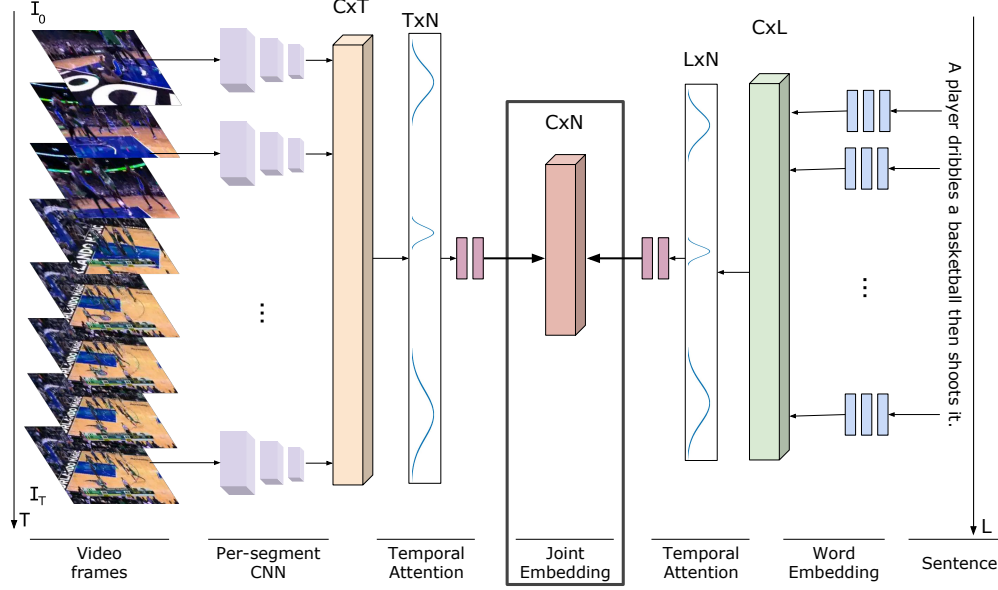


Figure 1: Illustration of the encoder models used to learn a joint embedding space. Videos and texts are mapped into a low-dimensional space by applying CNNs and temporal attention. Then several fully-connected layers map into the joint embedding space. The decoders follow this same architecture with the weights transposed.

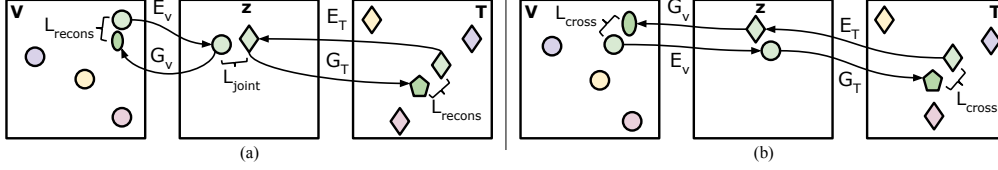


Figure 2: Visualization of how we learn a shared embedding space. Circles are video data, ovals are reconstructed video. Diamonds are text data, and pentagons are reconstructed text. (a) The reconstruction (Eq. 1) and joint (Eq. 3) losses. (b) Mapping from text to video using the cross-domain (Eq. 4) loss.

The attention filters learn 3 parameters: a center g , a width σ and a stride δ . The filters are created by:

$$\begin{aligned}
 g_n &= 0.5 \cdot T \cdot (\tilde{g}_n + 1) \\
 \delta_n &= \frac{T}{N-1} \tilde{\delta}_n \\
 \mu_n^i &= g_n + (i - 0.5N + 0.5)\delta_n \\
 F_m[i, t] &= \frac{1}{Z_m} \exp\left(-\frac{(t - \mu_m^i)^2}{2\sigma_m^2}\right) \\
 i &\in \{0, 1, \dots, N-1\}, t \in \{0, 1, \dots, T-1\}
 \end{aligned} \tag{2}$$

where N is the number of distributions to learn. They are applied by matrix multiplication with the video sequence: $v' = Fv$. Additionally, we can learn a transposed version of these filters to reconstruct the input: $v = F^T v'$. To reconstruct the input, the decoders learn their own set of weights with the tensors transposed, resulting in the matching output size. The architecture of the encoders is shown in Fig. 1.

3.1 Learning a joint embedding space

To learn a joint representation space, we minimize the L_2 distance between the embeddings of a pair of text and video (shown in Fig. 2(a)):

$$\mathcal{L}_{joint}(v, t) = \|E_V(v) - E_T(t)\|_2 \tag{3}$$

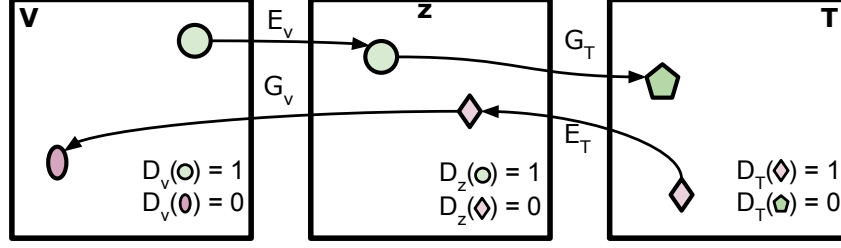


Figure 3: Visualization of the adversarial formulation to learn with unpaired data. We create 3 discriminators, (1) D_z learns to discriminate examples of text/video in the latent space. (2) D_V learns to discriminate video generated from text compared to video. (3) D_T learns to discriminate generated text compared to text.

This forces the joint embeddings to be similar and when combined with the reconstruction loss, ensures that the representations can still reconstruct the input.

We can further constrain the networks and learned representation by forcing a cross-domain mapping from text to video and from video to text (shown in Fig. 2(b)):

$$\mathcal{L}_{cross}(v, t) = \|G_T(E_V(v)) - t\|_2 + \|G_V(E_T(t)) - v\|_2 \quad (4)$$

Additionally, we can use a cycle loss to map from video to text and back to video. Note that while the previous losses all require paired examples, this loss does not.

$$\mathcal{L}_{cycle}(v, t) = \|G_T(E_V(G_V(E_T(t)))) - t\|_2 + \|G_V(E_T(G_T(E_V(v)))) - v\|_2 \quad (5)$$

To train the model to learn a joint embedding space, we minimize

$$\mathcal{L}(v, t) = \alpha_0 \mathcal{L}_{recons}(v, t) + \alpha_1 \mathcal{L}_{joint}(v, t) + \alpha_2 \mathcal{L}_{cross}(v, t) + \alpha_3 \mathcal{L}_{cycle}(v, t) \quad (6)$$

where α_i are hyper-parameters weighting the various loss components.

3.2 Semi-supervised learning with unpaired data

To learn using unpaired data (i.e., unrelated text and video), we use an adversarial formulation. We treat the encoders and decoders as generator networks. We then learn an additional 3 discriminator networks which constrain the generators and embedding space and force the encoders and decoders to be consistent:

- (1) D_z which learns to discriminate between latent text representations and latent video representations. Conceptually, this constrains the learned embeddings to appear to be from the same distribution.
- (2) D_V which learns to discriminate between true video data and generated video data $G_V(E_T(t))$.
- (3) D_T which learns to discriminate between true text data and generated text data, $G_T(E_V(v))$.

Given these discriminators, we minimize the following losses:

$$\begin{aligned} \mathcal{L}_{D_z}(v, t) &= -\log(D_z(E_T(t))) - \log(1 - D_z(E_V(v))) \\ \mathcal{L}_{D_V}(v, t) &= -\log(D_V(v)) - \log(1 - D_V(G_V(E_T(t)))) \\ \mathcal{L}_{D_T}(v, t) &= -\log(D_T(t)) - \log(1 - D_T(G_T(E_V(v)))) \end{aligned} \quad (7)$$

Using the discriminators, we can train the generators (encoders and decoders) to minimize the following loss based on unpaired data:

$$\begin{aligned} \mathcal{L}_{G_z}(v, t) &= \log(D_z(E_T(t))) + \log(1 - D_z(E_V(v))) \\ \mathcal{L}_{G_V}(v, t) &= \log(1 - D_V(G_V(E_T(t)))) \\ \mathcal{L}_{G_T}(v, t) &= \log(1 - D_T(G_T(E_V(v)))) \end{aligned} \quad (8)$$

Note that in this formulation, v and t are not paired.

These networks are trained in an adversarial setting. For example, the text-to-video generator (i.e., $v' = G_V(E_T(t))$) and video discriminator, D_V , we optimize the following minimax equation:

$$\min_{E_T, G_V} \max_{D_V} = \mathbb{E}_{v \sim p_{\text{data}}(v)} [\log D_V(v)] + \mathbb{E}_{t \sim p_{\text{data}}(t)} [\log(1 - D_V(G_V(E_T(t))))] \quad (9)$$

This equation is similarly applied for video-to-text. For learning the embedding space with the video and text encoders, E_V , E_T and the discriminator D_z , we optimize the following minimax equation:

$$\min_{E_T, E_V} \max_{D_z} = \mathbb{E}_{v \sim p_{\text{data}}(v)} [\log D_z(E_V(v))] + \mathbb{E}_{t \sim p_{\text{data}}(t)} [\log(1 - D_z(E_T(t)))] \quad (10)$$

As training GANs can be unstable, we developed an algorithm to allow for more stable training of the joint embedding space, shown in Algorithm 1. We initialize both the generator and discriminator networks by training only on paired data. After several iterations of this, we train with both unpaired and paired data. We found the initial training of the generators and discriminators was important for stability, without it the loss often diverges and the learned embedding is not meaningful.

Algorithm 1 Semi-supervised alignment with adversarial learning

```

function TRAIN
  for number of initialization iterations do
    Sample  $(V, T)$  from pair training data
    Update encoders/decoders based on paired data (Eq. 6)
    Update discriminators (Eq. 7)
  end for
  for number of training iterations do
    Sample  $(V_p, T_p)$  from paired and  $(V_u, T_u)$  from unpaired training data
    Update encoders/decoders based on paired data (Eq. 6)
    Update encoders/decoders based on unpaired data (Eq. 8)
    Update discriminators based on all samples (Eq. 7)
  end for
end function

```

4 Experiments

We compare our various approaches on different tasks (i) zero-shot activity recognition, (ii) unsupervised activity discovery and (iii) unseen activity captioning. These tasks test various combinations of our encoders and decoders and how well the shared representation generalizes to unseen data. We experimentally confirm the benefits of our methods using multiple datasets: ActivityNet [10, 18], HMDB [19], UCF101 [37], and MLB-YouTube [30].

4.1 Implementation/training details

We implement our models in PyTorch. For the per-segment video CNN, we use I3D [4] to obtain a $1024 \times T$ video representation. We use GloVe word embeddings [28] followed by 4 fully-connected layers to obtain a $1024 \times L$ language representation. We set $N = 4$ for the temporal attention filters to learn the joint embedding space. We train for 200 epochs and use stochastic gradient descent with momentum to minimize the loss function with a learning rate of 0.01. After every 30 epochs, we decay the learning rate by a factor of 10. When training in the adversarial setting (e.g., Algorithm 1), we initialize the network training for 20 epochs on paired data followed by 200 on the paired + unpaired data.

4.2 Zero-shot activity recognition

Zero-shot activity recognition is the problem of classifying a video that belongs to a class not seen during training. Given training videos of seen classes together with paired text descriptions, our approach learns a shared embedding that maps videos/texts from multiple seen classes. Next, only the text data of the unseen classes is provided. In the testing phase, the objective is to classify videos of unseen classes solely based on the learned embedding space and the text samples.

Table 1: Comparison of various methods on ActivityNet for 5, 10, 20 or 50 unseen classes. These results are averaged over 10 trials where each trial has a different set of unseen activity classes.

	5 Unseen	10 Unseen	20 Unseen	50 Unseen
Fixed Text Representation	42.0	38.2	29.5	15.5
Joint Representation	55.2	42.5	35.2	20.1
Joint + recons	70.3	54.5	42.3	27.2
Joint + recons + cycle	70.5	54.7	41.4	27.2
Joint + recons + cross	72.4	55.2	42.8	27.4
Joint + recons + cross + cycle	76.2	57.4	45.2	29.4
Joint + all + unpaired	82.4	60.2	46.5	30.2

Table 2: Results on HMDB51 and UCF101 compared to previous state-of-the-art results. We find that learning a shared embedding space is beneficial and that augmented with unpaired data provides the best results.

	HMDB51	UCF101
SJE [1]	12.0 \pm 2.6	9.3 \pm 1.7
ConSe [25]	15.0 \pm 2.7	11.6 \pm 2.1
ZSECOC [31]	22.6 \pm 1.2	15.1 \pm 1.7
Semantic Embedding [44]	21.2 \pm 3.0	18.6 \pm 2.2
Manifold Ridge Regression [45]	24.1 \pm 3.8	22.1 \pm 2.5
Ours (paired)	23.2 \pm 2.9	21.1 \pm 2.2
Ours (paired + unpaired)	26.4 \pm 2.7	25.4 \pm 1.8

We use the ActivityNet captions [18] dataset to learn the joint embedding space, as this dataset has both sentence descriptions for each video as well as activity classes. We randomly choose a set of K activity classes and withhold all videos belonging to the class during training. For testing, we take a set of sentences for the unseen classes and map the sentences into the joint embedding space, $z_t = E_T(t)$. We then map the videos into the space, $z_v = E_V(v)$ and use nearest neighbors to match each video (z_v) to text (z_t), using the class of the sentence as the classification for the video.

In Table 1, we compare the effect of the various loss components. For each method, we run 10 trials each with a different set of unseen activity classes and average the results. We find that previous methods of learning a fixed language embedding (e.g., [35, 44, 45]) are significantly outperformed by learning a joint representation. Further, adding the reconstruction, cross-domain, and cycle losses all improve performance.

To obtain unpaired data, we use the sentence descriptions from the Charades [34] dataset, which contains many activities in a home setting. The unpaired video data is sampled from HMDB and UCF101. We find that our approach of using the adversarial learning with unpaired data (in addition to the paired training) further improves performance.

In Table 2, we compare our approach to previous zero-shot learning methods on HMDB and UCF101. The paired training data for these models is drawn from ActivityNet with any classes belonging to HMDB or UCF101 withheld. The unpaired text data is sampled from Charades and the video data comes from either HMDB (when testing on UCF101) or UCF101 (when testing on HMDB). As HMDB and UCF101 have no text descriptions, we created a sentence description for each activity class (included in Appendix B). We find that our joint embedding space outperforms the previous approaches on these datasets and unpaired adversarial learning further improves our performance.

4.3 Unsupervised activity discovery

To further evaluate our joint embedding, we conduct experiments on unseen activity discovery. For this task, we expand the MLB-YouTube dataset [30] by densely annotating the videos with captions from the commentary given by the announcers, resulting in approximately 50 hours of matching text and video. Examples of the text and video are shown in Fig. 4. The MLB-YouTube dataset is designed for fine-grained activity recognition, where the difference between activities is quite small. Additionally, these captions only roughly describe what is happening in the video, and often contain unrelated stories or commentary on a previous event, making this a challenging task. The dataset is



Figure 4: Example video sequences from the MLB-YouTube dataset with the commentary caption. **Top:** Sentences that describe the occurring activities. **Bottom:** Sentences that do not describe the current activities.

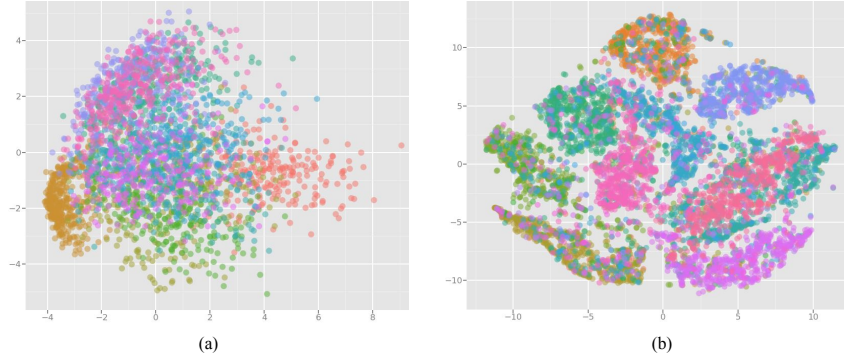


Figure 5: t-SNE mapping of (a) fixed text representation and (b) joint embedding with all paired losses for the MLB-YouTube dataset. This visually shows that the learning of a joint embedding space provides a better representation. Each color represents the activity class of the video (e.g., swing, hit, foul ball, etc.).

available at <https://github.com/piergiaj/mlb-youtube>. To train our joint embedding space, we split each baseball video into 30 second intervals and use the corresponding text as paired data. This results in 6,089 paired training samples.

We evaluate our joint embedding using the segmented videos from MLB-YouTube. For each video, we compute the embedded features and apply k -means clustering. Each segmented video is assigned to a cluster and votes for the cluster label based on its ground truth label. We use that cluster assignment for classification. We report our findings in Table 3. As a baseline, we cluster I3D features pre-trained on Kinetics. We find that learning a joint embedding is beneficial. Further, we find that adding additional constraints leads to improved results. However, we note that augmenting with unpaired data performs worse on this task. This is likely due to unpaired data being significantly different from the paired data in baseball videos.

In Table 4 we compare our various methods for unsupervised activity discovery on HMDB and UCF101. Here, we learn a joint embedding space using the ActivityNet videos and captions. We withhold any videos belonging to a class in HMDB or UCF101. Once learned, we cluster the embedded video features. On these datasets, we find that using the unpaired training further improves performance. This confirms that when the additional data is similar to the target dataset, using the adversarial learning setting further improves the embedding space.

4.4 Unseen video captioning

As our model learns a mapping from video to the embedding space and from the embedding space to text, we can apply our model to caption videos. Existing video captioning models are unable to create realistic captions for unseen activities, as without training data they do not know the words to describe the video. Given a video, v , we can generate a caption by mapping the video to text $t = G_T(E_V(v))$. For each word, we then use nearest neighbors matching with the GloVe embeddings to obtain the words to form a sentence. In Table 5, we report the commonly used METEOR [3] and CIDEr [40]

Table 3: Comparison of unsupervised activity classification on MLB-YouTube segmented videos.

	Accuracy
Baseline I3D features	23.4
Fixed Text Representation	27.9
Joint Representation	34.5
Joint + decoder	37.9
Joint + decoder + cycle	44.2
Joint + decoder + cross	43.7
Joint + decoder + cross + cycle	48.4
Joint + all + unpaired	39.7

Table 4: Comparison of unsupervised activity classification on HMDB and UCF101.

	HMDB	UCF101
Baseline I3D features	26.8	42.8
Joint Representation	32.5	57.8
Joint + decoder	33.4	59.1
Joint + decoder + cross + cycle	34.2	59.3
Joint + all + unpaired	34.8	59.7

scores of our various models, measured with the unseen classes from the ActivityNet dataset. We find that learning a joint representation is beneficial and using unpaired samples further improves the task. In Fig. 6, we show example captioned videos.

5 Conclusion

We proposed an approach to learn a joint language/text embedding space using various constraints. We further extended the model to be able to learn with unpaired video and text data using an adversarial formulation. We experimentally confirmed that learning such an embedding space benefits three difficult tasks (i) zero-shot activity classification, (ii) unsupervised activity discovery, and (iii) unseen activity captioning.

References

- [1] Z. Akata, S. Reed, D. Walter, H. Lee, and B. Schiele. Evaluation of output embeddings for fine-grained image classification. In *Proceedings of the IEEE Conference on Computer Vision and Pattern Recognition (CVPR)*, 2015.
- [2] A. Almahairi, S. Rajeswar, A. Sordoni, P. Bachman, and A. Courville. Augmented cyclegan: Learning many-to-many mappings from unpaired data. *arXiv preprint arXiv:1802.10151*, 2018.
- [3] S. Banerjee and A. Lavie. Meteor: An automatic metric for mt evaluation with improved correlation with human judgments. In *Proceedings of the acl workshop on intrinsic and extrinsic evaluation measures for machine translation and/or summarization*, 2005.
- [4] J. Carreira and A. Zisserman. Quo vadis, action recognition? a new model and the kinetics dataset. In *Proceedings of the IEEE Conference on Computer Vision and Pattern Recognition (CVPR)*, 2017.
- [5] S. Chopra, R. Hadsell, and Y. LeCun. Learning a similarity metric discriminatively, with application to face verification. In *Proceedings of the IEEE Conference on Computer Vision and Pattern Recognition (CVPR)*. IEEE, 2005.




Figure 6: Example captions for unseen activities. **Left:** Using a joint embedding space allows the model to correctly caption this video as basketball, despite never seeing an example of basketball during training. **Right:** An example of a caption for the unseen water-ski activity. Here the model fails to correctly caption the activity.

Table 5: Comparison of several models for unseen activity captioning using the ActivityNet dataset, using METEOR and CIDEr scores. This evaluation was done on 10 unseen classes held out during training. Higher values are better.

	METEOR	CIDEr
Fixed Text Representation	3.64	8.95
Joint Representation	4.21	9.23
Joint + all paired	5.31	11.21
Joint + paired + unpaired	6.89	13.95

- [6] A. Frome, G. S. Corrado, J. Shlens, S. Bengio, J. Dean, T. Mikolov, et al. Devise: A deep visual-semantic embedding model. In *Advances in Neural Information Processing Systems (NIPS)*, 2013.
- [7] I. Goodfellow, J. Pouget-Abadie, M. Mirza, B. Xu, D. Warde-Farley, S. Ozair, A. Courville, and Y. Bengio. Generative adversarial nets. In *Advances in Neural Information Processing Systems (NIPS)*, 2014.
- [8] S. Guadarrama, N. Krishnamoorthy, G. Malkarnenkar, S. Venugopalan, R. Mooney, T. Darrell, and K. Saenko. Youtube2text: Recognizing and describing arbitrary activities using semantic hierarchies and zero-shot recognition. In *Proceedings of the IEEE International Conference on Computer Vision (ICCV)*. IEEE, 2013.
- [9] S. Gupta and R. J. Mooney. Using closed captions as supervision for video activity recognition. In *Proceedings of the American Association for Artificial Intelligence (AAAI)*, 2010.
- [10] F. C. Heilbron, V. Escorcia, B. Ghanem, and J. C. Niebles. Activitynet: A large-scale video benchmark for human activity understanding. In *Proceedings of the IEEE Conference on Computer Vision and Pattern Recognition (CVPR)*. IEEE, 2015.
- [11] L. Hendricks, O. Wang, E. Shechtman, J. Sivic, T. Darrell, and B. Russell. Localizing moments in video with natural language. In *Proceedings of the IEEE Conference on Computer Vision and Pattern Recognition (CVPR)*, 2017.
- [12] J. Johnson, A. Karpathy, and L. Fei-Fei. Densecap: Fully convolutional localization networks for dense captioning. In *Proceedings of the IEEE Conference on Computer Vision and Pattern Recognition (CVPR)*, 2016.
- [13] A. Karpathy and L. Fei-Fei. Deep visual-semantic alignments for generating image descriptions. In *Proceedings of the IEEE Conference on Computer Vision and Pattern Recognition (CVPR)*, 2015.
- [14] A. Karpathy, A. Joulin, and L. F. Fei-Fei. Deep fragment embeddings for bidirectional image sentence mapping. In *Advances in Neural Information Processing Systems (NIPS)*, 2014.
- [15] D. P. Kingma and M. Welling. Auto-encoding variational bayes. *International Conference on Learning Representations (ICLR)*, 2014.
- [16] R. Kiros, R. Salakhutdinov, and R. Zemel. Multimodal neural language models. In *International Conference on Machine Learning (ICML)*, 2014.
- [17] E. Kodirov, T. Xiang, and S. Gong. Semantic autoencoder for zero-shot learning. *arXiv preprint arXiv:1704.08345*, 2017.
- [18] R. Krishna, K. Hata, F. Ren, L. Fei-Fei, and J. C. Niebles. Dense-captioning events in videos. In *Proceedings of the IEEE Conference on Computer Vision and Pattern Recognition (CVPR)*, 2017.
- [19] H. Kuehne, H. Jhuang, E. Garrote, T. Poggio, and T. Serre. Hmdb: a large video database for human motion recognition. In *Proceedings of the IEEE International Conference on Computer Vision (ICCV)*, 2011.
- [20] J. Liu, B. Kuipers, and S. Savarese. Recognizing human actions by attributes. In *Proceedings of the IEEE Conference on Computer Vision and Pattern Recognition (CVPR)*. IEEE, 2011.
- [21] M.-Y. Liu, T. Breuel, and J. Kautz. Unsupervised image-to-image translation networks. In *Advances in Neural Information Processing Systems (NIPS)*, 2017.
- [22] A. Miech, J.-B. Alayrac, P. Bojanowski, I. Laptev, and J. Sivic. Learning from video and text via large-scale discriminative clustering. In *Proceedings of the IEEE International Conference on Computer Vision (ICCV)*, 2017.
- [23] J. Y.-H. Ng, M. Hausknecht, S. Vijayanarasimhan, O. Vinyals, R. Monga, and G. Toderici. Beyond short snippets: Deep networks for video classification. In *Proceedings of the IEEE Conference on Computer Vision and Pattern Recognition (CVPR)*, 2015.
- [24] J. Ngiam, A. Khosla, M. Kim, J. Nam, H. Lee, and A. Y. Ng. Multimodal deep learning. In *International Conference on Machine Learning (ICML)*, 2011.
- [25] M. Norouzi, T. Mikolov, S. Bengio, Y. Singer, J. Shlens, A. Frome, G. S. Corrado, and J. Dean. Zero-shot learning by convex combination of semantic embeddings. *arXiv preprint arXiv:1312.5650*, 2013.
- [26] M. Otani, Y. Nakashima, E. Rahtu, J. Heikkilä, and N. Yokoya. Learning joint representations of videos and sentences with web image search. In *Proceedings of European Conference on Computer Vision (ECCV)*, 2016.
- [27] M. Palatucci, D. Pomerleau, G. E. Hinton, and T. M. Mitchell. Zero-shot learning with semantic output codes. In *Advances in Neural Information Processing Systems (NIPS)*, 2009.
- [28] J. Pennington, R. Socher, and C. D. Manning. Glove: Global vectors for word representation. In *Empirical Methods in Natural Language Processing (EMNLP)*, 2014.

- [29] A. Piergiovanni, C. Fan, and M. S. Ryoo. Learning latent sub-events in activity videos using temporal attention filters. In *Proceedings of the American Association for Artificial Intelligence (AAAI)*, 2017.
- [30] A. Piergiovanni and M. S. Ryoo. Fine-grained activity recognition in baseball videos. In *CVPR Workshop on Computer Vision in Sports*, 2018.
- [31] J. Qin, L. Liu, L. Shao, F. Shen, B. Ni, J. Chen, and Y. Wang. Zero-shot action recognition with error-correcting output codes. In *Proceedings of the IEEE Conference on Computer Vision and Pattern Recognition (CVPR)*, 2017.
- [32] A. Rohrbach, M. Rohrbach, R. Hu, T. Darrell, and B. Schiele. Grounding of textual phrases in images by reconstruction. In *Proceedings of European Conference on Computer Vision (ECCV)*. Springer, 2016.
- [33] B. Romera-Paredes and P. Torr. An embarrassingly simple approach to zero-shot learning. In *International Conference on Machine Learning (ICML)*, 2015.
- [34] G. A. Sigurdsson, G. Varol, X. Wang, A. Farhadi, I. Laptev, and A. Gupta. Hollywood in homes: Crowdsourcing data collection for activity understanding. In *Proceedings of European Conference on Computer Vision (ECCV)*, 2016.
- [35] R. Socher, M. Ganjoo, C. D. Manning, and A. Ng. Zero-shot learning through cross-modal transfer. In *Advances in Neural Information Processing Systems (NIPS)*, 2013.
- [36] Y. C. Song, I. Naim, A. Al Mamun, K. Kulkarni, P. Singla, J. Luo, D. Gildea, and H. A. Kautz. Unsupervised alignment of actions in video with text descriptions. In *IJCAI*, pages 2025–2031, 2016.
- [37] K. Soomro, A. R. Zamir, and M. Shah. Ucf101: A dataset of 101 human actions classes from videos in the wild. *arXiv preprint arXiv:1212.0402*, 2012.
- [38] N. Srivastava and R. R. Salakhutdinov. Multimodal learning with deep boltzmann machines. In *Advances in Neural Information Processing Systems (NIPS)*, 2012.
- [39] D. Tran, H. Wang, L. Torresani, J. Ray, Y. LeCun, and M. Paluri. A closer look at spatiotemporal convolutions for action recognition. *arXiv preprint arXiv:1711.11248*, 2017.
- [40] R. Vedantam, C. Lawrence Zitnick, and D. Parikh. Cider: Consensus-based image description evaluation. In *Proceedings of the IEEE Conference on Computer Vision and Pattern Recognition (CVPR)*, 2015.
- [41] L. Wang, Y. Li, and S. Lazebnik. Learning deep structure-preserving image-text embeddings. In *Proceedings of the IEEE Conference on Computer Vision and Pattern Recognition (CVPR)*, 2016.
- [42] Y. Xian, Z. Akata, G. Sharma, Q. Nguyen, M. Hein, and B. Schiele. Latent embeddings for zero-shot classification. In *Proceedings of the IEEE Conference on Computer Vision and Pattern Recognition (CVPR)*, 2016.
- [43] H. Xu, B. Li, V. Ramanishka, L. Sigal, and K. Saenko. Joint event detection and description in continuous video streams. *arXiv preprint arXiv:1802.10250*, 2018.
- [44] X. Xu, T. Hospedales, and S. Gong. Semantic embedding space for zero-shot action recognition. In *International Conference on Image Processing (ICIP)*, 2015.
- [45] X. Xu, T. Hospedales, and S. Gong. Transductive zero-shot action recognition by word-vector embedding. *International Journal of Computer Vision (IJCV)*, 2017.
- [46] Z. Yi, H. Zhang, P. Tan, and M. Gong. Dualgan: Unsupervised dual learning for image-to-image translation. In *Proceedings of the IEEE Conference on Computer Vision and Pattern Recognition (CVPR)*, 2017.
- [47] Z. Zhang and V. Saligrama. Zero-shot learning via semantic similarity embedding. In *Proceedings of the IEEE International Conference on Computer Vision (ICCV)*, 2015.
- [48] L. Zhou, Y. Zhou, J. J. Corso, R. Socher, and C. Xiong. End-to-end dense video captioning with masked transformer. *arXiv preprint arXiv:1804.00819*, 2018.
- [49] J.-Y. Zhu, T. Park, P. Isola, and A. A. Efros. Unpaired image-to-image translation using cycle-consistent adversarial networks. In *Proceedings of the IEEE Conference on Computer Vision and Pattern Recognition (CVPR)*, 2017.

A MLB-Youtube captioning

As a baseline for the MLB-YouTube captions dataset, we compared several different models for standard video captioning (i.e., all activity classes are seen). This task is quite challenging compared to other datasets as the announcers commentary is not always a direct description of the current events. Often the announcers tell loosely related stories and attempt to describe events differently each time to avoid repetition. Additionally, the descriptions contain on average 150 words for each 30 second interval and current captioning approaches usually only trained and tested on 10-20 word sentences. Due to these factors, this task is quite challenging the standard evaluation metrics do not account for these factors. In Table 6, we report our results on this task.

B HMDB and UCF101 Sentences

For the HMDB and UCF101 datasets, we created sentences to describe each activity class. Our sentences descriptions are included in this appendix.

HMDB:

Table 6: Comparison of several models for standard, seen video captioning using the MLB-YouTube dataset, using Bleu, METEOR and CIDEr scores. Higher values are better.

	Bleu	METEOR	CIDEr
Fixed Text Representation	0.12	0.04	0.12
Joint Representation	0.14	0.08	0.15
Joint + all paired	0.15	0.10	0.18
Joint + paired + unpaired	0.10	0.02	0.08

1. chew: a woman is chewing on bread
2. golf: a man swings a golf club
3. sword exercise: a person is playing with a sword
4. walk: a person is walking
5. jump: a person jumps into the water
6. pour: a man pours from a bottle
7. laugh: a man is laughing
8. shoot gun: a person rapidly fires a gun
9. run: a person is running
10. turn: a person turns around
11. ride bike: a man is riding a bike on the street
12. swing baseball: a boy hits a baseball
13. draw sword: a person draws a sword
14. sit: a person sits in a char
15. fencing: two men are fencing
16. dribble: a boy dribbles a basketball
17. stand: a person stands up
18. pushup: a man does pushups
19. sword: two people are fighting with swords
20. pullup: a boy does pullups in a doorway
21. smile: a man smiles
22. shake hands: two people shake hands
23. shoot ball: a person shoots a basketball
24. kick: a person kicks another person
25. somersault: a person does a somersault
26. flic flac: a boy does a backflip
27. hug: two people hug
28. hit: a boy swings a baseball bat
29. dive: a person jumps into a lake
30. drink: a man drinks from a bottle
31. punch: a woman punches a man
32. wave: a person waves
33. talk: a person is talking
34. kiss: a man and woman kiss
35. catch: a boy catches a ball
36. smoking: a woman smokes a cigarette

37. eat: a man eats pizza
38. throw: a person throws a ball
39. climb stairs: a man is running down the stairs
40. kick ball: a person kicks a soccer ball
41. ride horse: a girl is riding a horse
42. fall floor: a man is pushed onto the ground
43. brush hair: a girl is brushing her hair
44. situp: a man does situps
45. cartwheel: a guy runs and jumps and flips
46. pick: a man picks a book
47. push: a boy pushes a table
48. climb: a man is climbing up a wall
49. handstand: three girls do handstands
50. clap: a woman claps her hands
51. shoot bow: a person shows a bow and arrow

UCF101:

1. MilitaryParade: people are marching and waving a flag
2. TrampolineJumping: kids are jumping on a trampoline
3. PlayingDaf: a person moves a circle and hits it
4. SalsaSpin: poeple are dancing and spinning
5. CuttingInKitchen: a person is in the kitchen using a knife
6. ApplyEyeMakeup: a woman is putting on makeup
7. PlayingViolin: a person plays the violin
8. YoYo: a person plays with a yoyo
9. PlayingCello: a person is playing the cello
10. Bowling: a person is bowling
11. UnevenBars: a woman is spinning and flying on bars
12. BalanceBeam: a woman is on the balance beam
13. SkyDiving: people are falling out of the sky
14. SumoWrestling: two fat people are wrestling
15. PushUps: a man does pushups
16. FloorGymnastics: a girl does gymnastics
17. ApplyLipstick: a woman is putting on lipstick
18. BreastStroke: a woman is swimming
19. GolfSwing: a man swings a golf club
20. PlayingDohl: a person hits on a drum
21. HorseRiding: a woman rides a horse
22. PlayingFlute: a person blow into a flute
23. PizzaTossing: a man is making a pizza
24. CleanAndJerk: a person is lifting weights
25. WritingOnBoard: a person is writing on the wall
26. CricketShot: a person hits a ball with a bat
27. FieldHockeyPenalty: a girl in the field shoots a ball

28. HammerThrow: a person spins and throws an object
29. BodyWeightSquats: a man is squatting
30. CliffDiving: a person jumps off a cliff
31. Typing: a person is typing at a computer
32. MoppingFloor: a man mops the floor
33. TaiChi: people are doing tai chi
34. PlayingPiano: a person plays piano
35. Punch: someone punches another person
36. Nunchucks: a person swings nun chucks
37. RopeClimbing: a person climbs a rope
38. Swing: a baby is swinging
39. Knitting: a woman is knitting
40. Rafting: people are rafting on a river
41. PlayingGuitar: a person strums a guitar
42. ShavingBeard: a man shaves his beard
43. JugglingBalls: a person is juggling balls
44. Diving: a boy dives into a pool
45. JumpingJack: a person jumps and swings his arms
46. VolleyBallSpiking: people hit a volleyball
47. PoleVault: a person runs with a pole and launches into the air
48. SkateBoarding: a man is skateboarding
49. BoxingPunchingBag: a man is punching a bag
50. IceDancing: people are ice skating
51. WallPushups: a person does pushups against a wall
52. FrisbeeCatch: a person jumps and catches a frisbee
53. Drumming: people are drumming
54. JumpRope: a girl is jumping rope
55. HeadMassage: a person gets their head massaged
56. PlayingTabla: a person plays two drums
57. TableTennisShot: people are playing table tennis
58. PommelHorse: a person spins around on their hands
59. HighJump: a man jumps over a bar and lands on his back
60. BasketballDunk: a man jumps and dunks the basketball
61. BoxingSpeedBag: a man punches a bag in the air quickly
62. PullUps: a person does hangs on a bar and pulls up
63. RockClimbingIndoor: a person is climbing up rocks
64. BlowingCandles: a boy blows out candles on a cake
65. Skiing: people are skiing on a mountain
66. WalkingWithDog: a person walks a dog
67. Basketball: men are playing basketball
68. SoccerJuggling: a person is playing with a soccer ball
69. Fencing: people are fencing
70. Billiards: a man is playing billiards
71. BaseballPitch: a man throws a baseball

72. BlowDryHair: a woman is drying her hair
73. CricketBowling: a person throws a cricket ball
74. BandMarching: people are walking down the street playing music
75. PlayingSitar: a person plays a funny guitar
76. ThrowDiscus: a person spins and throws a disk
77. StillRings: a man holds in the air on rings
78. Lunges: a person bends to the ground with one knee
79. Skijet: a person rides a jetski in the ocean
80. BabyCrawling: a baby is crawling on the floor
81. Mixing: a woman is mixing in a bowl
82. Hammering: a person is hitting nails with a hammer
83. Shotput: a person spins and launches a ball
84. Archery: a man shoots a bow and arrow
85. Surfing: a man is surfing in the ocean
86. FrontCrawl: a person is swimming freestyle
87. HulaHoop: a person spins a hoop around their waist
88. JavelinThrow: a person throws a spear
89. Rowing: people are in a canoe and rowing
90. Kayaking: a person is kayaking on a lake
91. ParallelBars: a man does gymnastics on the parallel bars
92. HorseRace: horses are racing around a track
93. HandstandWalking: a person stands on their hands and walk
94. BrushingTeeth: a boy brushes his teeth
95. LongJump: a person runs and jumps into a sand pit
96. Biking: people are riding bikes
97. HandstandPushups: a person does pushups upside down
98. BenchPress: a man is lifting weights
99. Haircut: a person is getting a hair cut
100. TennisSwing: a woman hits a tennis ball