

Portable Adaptive Optics for exoplanet imaging

Deqing Ren^{*1,2,3}, Jiangpei Dou^{*1,3}, Xi Zhang^{*1,3}, Gang Zhao^{1,3} & Yongtian Zhu^{1,3}

¹ National Astronomical Observatories / Nanjing Institute of Astronomical Optics & Technology, Chinese Academy of Sciences, Nanjing 210042, China jpdou@niaot.ac.cn

² Physics & Astronomy Department, California State University Northridge, 18111 Nordhoff Street, Northridge, California 91330 ren.deqing@csun.edu

³ Key Laboratory of Astronomical Optics & Technology, Nanjing Institute of Astronomical Optics & Technology, Chinese Academy of Sciences, Nanjing 210042, China.

Abstract

The portable adaptive optics (PAO) is a high-contrast instrument that is optimized for the direct imaging of exoplanets and sub-stellar companions. The PAO has a compact physical size, high flexibility and high performance. As a visiting instrument, PAO has been used for the imaging observation of exoplanets with current 3-4 meter class telescopes. In these observations, it has delivered a diffraction limited image in H band. Combined with our unique image rotation and subtraction (IRS) technique and the optimized IRS algorithm, our PAO has successfully recovered the known exoplanets of κ And b, in recent observation at 3.5-meter ARC telescope at Apache Point Observatory. The observation contrast has reached 10^{-5} at an angular distance of $1''$. We have performed the associated astrometry and photometry analysis of the recovered κ And b planet, which gives a project separation of $1.044 \pm 0.016''$, a position angle of $53.5 \pm 0.5^\circ$, and a mass of $10.15^{+2.19}_{-1.255} M_{\text{Jup}}$. It has fully demonstrated that our portable high-contrast imaging system can be used for the exoplanets direct imaging observation with middle-class telescopes.

Keywords: Exoplanets detection; high-contrast imaging; adaptive optics; data reduction; ground-based telescopes

1. Introduction

With over 3700 exoplanets has been discovered, mostly by the indirect detection approaches including transit and radial velocity. The direct imaging research that can spatially separates the light of a planet from the primary star has become increasingly important. It has opened a window for the spectroscopy analysis of the atmosphere of the planet, thus will finally allow the detection of terrestrial biology signals in future space missions. With high-contrast imaging technique, several giant planets have been detected at a relatively large orbital separations in the ground-based observations (Macintosh et al. 2015). The HR 8799 system with four giant planets, for instance, have been observed and recovered mostly by current 8-10 meter class telescopes (Marois et al. 2008, 2010). The existence of giant planets at large angular separations has challenged the current planet formation model. However, the planets detection efficiency by direct imaging remains very low comparing with other indirect detection approaches. Thus it still needs more investment on further instrument developments and scientific observation methodologies.

Most of the discovered exoplanets are, in general, young and self-luminous, and have large orbit separations, which make them possible to be imaged in the infrared and be resolved with small telescopes. The observation with small-size telescope has fully demonstrated in Serabyn et al (2010) work. With a 1.5-meter resultant aperture telescope, three of the HR 8799 exoplanets were also recovered by using extreme adaptive optics system that delivers a Strehl ratio of 0.91 at the NIR K band (Serabyn et al. 2010). The high-contrast imaging at small telescopes would be especially important for these time-intensive surveys (Mawet et al. 2009).

We have proposed and built the first PAO that is optimized for exoplanets high-contrast imaging with current 2-4 meter class telescopes since 2013. The

PAO features a compact physical size, low cost, high performance and high flexibility that can be able to work with any of these telescopes. For Gemini/GPI or VLT/SPHERE's extreme AO instrument, all have employed the high-order "tweeter" and low-order "woofer" DMs configuration, due to the lower stroke of the high-density DM, making the whole system complicated (Morzinski et al. 2009). And several dead or stuck actuators exist in the tweeter DM, which needs dedicated mask to block the scattered lights caused by these actuators, which may limit the actual performance to some extent. However, our PAO employed only one single DM with high stroke (10 μm) and good surface quality without any dead or stuck actuators, which makes the whole system more compact and solid. The PAO with a "small" telescope can provide a high strehl correction, since a DM with moderate actuator number can be used and AO high speed correction is achievable.

One of the critical issue for exoplanet high-contrast imaging is the so called none common path error (NCPE). Both GPI and PSHERE use the two-step approach, which requires a post calibration interferometer or the phase-diversity algorithm to measure the differential aberration then command the DM to correct it (Hinkley et al. 2009; Fusco et al. 2006; Sauvage et al. 2007). In 2012, Ren et al. has proposed a unique technique that uses the focal plane PSF information to directly command the deformable mirror (DM) to correct the NCPE, which was based on an iterative optimization algorithm (Dou et al. 2011; Ren et al. 2012). The approach can correct the differential aberration in a single step, which guarantees high accuracy and further makes the whole system compact and can provide a high throughput.

Our PAO, as a visiting instrument, has been installed on several 4-meter class telescopes in the world. In most recent observation at 3.5-meter ARC telescope in Apache Point Observatory, it has successfully recovered the exoplanets of κ

And b, with an observational contrast of 10^{-5} at angular separation of $1''$, under a medium seeing conditions. It has fully demonstrated that the PAO can be used on middle-sized telescopes for the direct imaging survey of exoplanets.

In Section 2, we will briefly review the development history of PAO; as a visiting instrument, the design and associated performance of PAO in the observation especially the analysis results of the recovered planet of κ And b will be presented in Section 3; Conclusions can be found in Section 4.

2. PAO history

The PAO was originated and developed from the Portable Solar Adaptive Optics (PSAO), which was proposed for diffraction-limited imaging in the infrared with solar telescopes since 2009 (Ren et al. 2009). It has a compact size and the flexibility of PSAO has fully tested with different telescopes at different seeing conditions, in which it can always be able to deliver good performance (Ren et al. 2010; 2012 a, b; 2013).

The first night-time stellar observation tests has conducted in 2013, in which the white dwarf Sirius B in a binary system has been clearly imaged, with the NSO 1.6-meter McMP solar telescope (Ren et al. 2014). The first engineering observation on a 4-meter class telescope was proposed in 2014. We have applied 6 nights of European Southern Observatory (ESO) 3.58-meter New Technology Telescope (NTT) in Chile, with the collaboration of Pontificia Universidad Católica de Chile, under the support of Chinese Academy of Sciences South America Center for Astronomy (CASSACA). Our PAO was

then updated and optimized for NTT. As a visiting instrument, we have finally been allocated 6 nights in July, 2014. The updated PAO has employed a DM with 97 actuators purchased from Alpao. With 9x9 wave-front sensor (WFS) sub-apertures, the AO system can stably work with a correction speed as 1000 Hz. An Andor iXon Ultra 897 EMCCD was used as the SH-WFS camera using an EM gain between 100~500. The AO NCPE was corrected by using our SPDG algorithm (Ren et al. 2012). During our 6-night observation run, the site had strong wind, and only 3 nights were allowed to be used, since the telescope dome will be closed at wind speed over 20 m/s. Nevertheless, Our AO can still effectively use a star with an apparent magnitude of 8 for wave-front sensing during this run with bad seeing conditions. Figure 1 shows our PAO installed on the ESO NTT, in which the AO, except for the computer, was installed in a small enclosed box that directly connected with the Nasmyth B port.




Figure 1. The 97-actuator PAO installed on NB of NTT.

Figure 2 shows the AO on and AO off H band images of the star Fomalhaut, a young star with a companion Fomalhaut b (Kalas et al. 2008). The Airy disk can be seen clearly in the AO-on corrected image. Our AO can effectively lock

on a star with 8 magnitudes without performance degradation and provide highly stable correction with no movement for the Airy disk, even at poor seeing conditions during our observation run. The above engineering observation clearly demonstrated the feasibility of our PAO technique.




Figure 2. Star Fomalhaut AO-off (left) and AO-on (right) images.

Then the PAO was updated with same 97-actuator DM but at a higher correction frequency of 2000Hz and good surface quality. Associated observation have been conducted at the 3.5meter ARC telescope in Apache Point Observatory located in US. Four AO observation runs in total have been conducted during 2015 to 2017. In the first two runs in 2015, a couple of targets were used to test the AO's potential performance for high-contrast imaging. Figure 3 shows the AO on and off correction of the binary star HR 6212, in which the binary B was clearly shown after PAO correction. Figure 4 shows the associated contrast achieved with the APO 3.5-m telescope with an exposure of 7 minutes only. A contrast of 3×10^{-5} was achieved at an inner working angle (IWA) distance as small as $4 \lambda/D$ in this figure, which implies

that 5×10^{-6} should be achievable with an exposure time of 2 hours. The data reduction was conducted by using our O-IRS algorithm (Dou, Ren et al. 2015). This result clearly indicates that our portable adaptive optics is a mature technique and is ready to be used for scientific exoplanet imaging.




Figure 3. HR 6212A/B images before and after PAO correction at 3.5-meter ARC telescope.

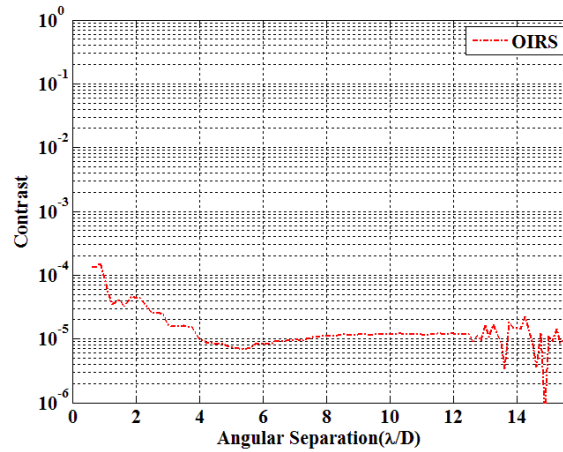


Figure 4. Contrast achieved with PAO at 3.5-meter ARC telescope.

3. PAO Design and Performance for High-contrast Imaging

3.1 Optics layout and expected performance

After fully demonstration that the PAO as a mature technique can be used for scientific exoplanet imaging, we purchased more time of the 3.5-meter ARC telescope. Meanwhile, the PAO has further optimized for the high-contrast imaging of potential exoplanets. Figure 5 shows the optics layout of the

updated PAO. The light from the telescope focus TF (F/#10.35) is collimated by the cemented doublet lens with a focal length of 150mm, in order to match the clear aperture of the DM of 13.5mm. The tip-tilt mirror (TTM) is located behind the collimator for overall tip-tilt correction. The light propagates to the DM, which corrects possible wave-front errors. A dichroic beam-splitter (BS) is located behind the DM. The visible light is reflected by the beam-splitter to the WFS for wave-front sensing, while the infrared light continuously propagates to a science near Infrared (NIR) camera, where the high-contrast image is formed on the focal plane IM at f/50 by the Imaging Lens. The whole AO system was built on a 0.9x0.6x0.3 m³ self-containing enclosed box that will be installed on the ARC Nasmyth A Port.

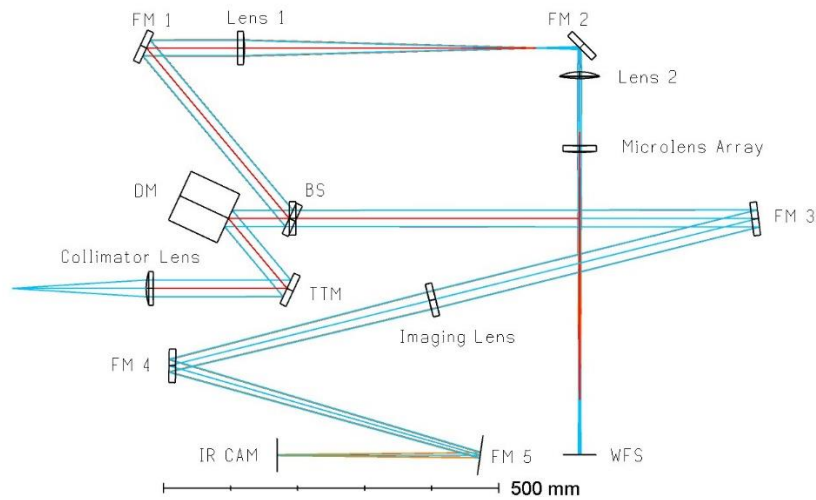


Figure 5. Optics layout of PAO optimized for exoplanet scientific observation.

Table 1 lists the PAO specifications and estimated performances. The PAO used the DM-97 with a correction speed increased to 2000 Hz, with 10-um wave-front stroke. The tip/tilt mirror is mounted on the PI's S-330.4SL piezo tip/tilt platform. The optical deflection angle in the 2 orthogonal axes is 10

mrad and the tilt/tilt platform can achieve a resonance frequency of about 1600 Hz (loaded). The WFS has 9x9 sub-apertures (excluding those in the 4 corners), each sub-aperture will be sampled by 4x4 pixels on the WFS camera. The WFS camera is an iXon Ultra 888 EMCCD purchased from ANDOR. It has 1024x1024 pixels (13x13 μm pixel size), with less than 1e- readout noise in EM gain mode, and can deliver a frame rate of 2,053 Hz for our AO with a region of 64x64 pixels. The science camera is a NIR infrared camera from Xenics.

Table 1. AO Hardware specifications and performance for bright NGSs at good seeing $r_0=13\text{-cm}$.

Hardware	Specifications
DM	97 actuators in 10x10 configuration, +/- 5- μm wave-front stroke, 13.5-mm clear aperture, 2,000 Hz frame rate.
TTM	PI S-330.4SL, 5mrad stroke range, 1600 Hz frame rate.
WFS	9x9 Shack-Hartmann sub-apertures; 4x4 pixels /sub-aperture.
WFS camera	Andor iXon Ultra 888 EMCCD; 2,053 Hz at 64x64 pixels. 0.15 e- readout noise at EM gain (500X).
AO correction speed	1,300 Hz.
Computer	4x 12-Core Intel Xeon® E5-4657L v2 2.4GHz (48 cores total)
Field of view	30"x30"
Strehl ratio at $m_v=5$	0.64 at H
Strehl ratio at $m_v=10$	0.52 at H

The error budget of our AO with the SH WFS can be calculated as the residual variance

$$\sigma^2 = \sigma_{fit}^2 + \sigma_r^2 + \sigma_{ph}^2 + \sigma_{bw}^2, \quad (1)$$

where σ_{fit}^2 is the fitting error that represents the wave-front variance due to the limited DM actuator number. σ_r^2 is WFS read noise error. σ_{ph}^2 is photon noise error. σ_{bw}^2 is the lag error due to finite AO bandwidth. The fitting error is

determined by the actuator number which is 97. The read noise is determined by the WFS camera readout noise which is (0.15 e-). The photon noise is determined by the NGS magnitude and sub-aperture size. The lag error is determined by the bandwidth which is 2000Hz and average wind speed which is 20m/s. For small residual variance, the Strehl ratio can be calculated by using the analytical equation $S = \exp(-\sigma^2)$. In fact, the AO performance is relevant to the above error sources as well as the seeing parameter r_0 , NGS brightness, telescope aperture size (including central obstruction), SH WFS sub-aperture number, as well as the telescope and SH WFS /DM geometric configurations and other properties, which cannot be considered by the above analytical approach. Here we calculate the Strehl ratios (SR) using the end-to-end software YAO simulation software package (<http://frigaut.github.io/yao/>), with all above error sources and configurations inputted (fitting error, read noise, photon noise, bandwidth, telescope and WFS/DM geometric configurations etc.), and this yields more realistic results. Figure 6 shows the interface of the YAO software for the simulation of PAO correction of bright stars. Since the non-common-path error will be corrected by our SPDG algorithm, it is not included in the above calculation/simulation. The AO performance is a function of the seeing condition as well as the guide star brightness. At the good seeing $r_0=13$ -cm at 500-nm, the Strehl ratio is 0.64 at the H (1.60- μ m) band, for a natural guide star with $m_v=5$, as shown in Table 1

and Figure 7. The AO should deliver better performances at excellent seeing conditions.

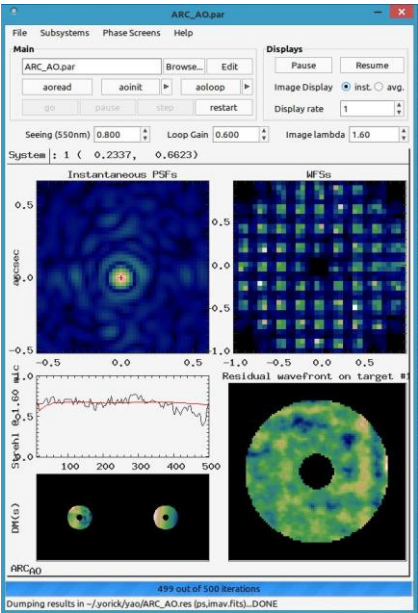


Figure 6. YAO interface for PAO performance simulation.

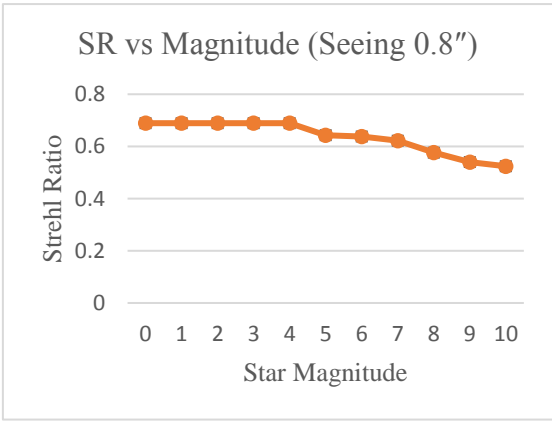


Figure 7. Expected SR correction performance of PAO for different magnitude stars.

The simulation software YAO can calculate the PAO instant PSF. The AO corrected PSFs are variable with a period of speckle life t_0 , which is determined

as $t_0=0.6D/v$ (Macintosh et al. 2005), where D is telescope aperture diameter and v is the atmosphere wind speed. For an AO system with the non-common-path error corrected, the contrast can be increased by increasing the exposure time, with improving factor as $\sqrt{T/t_0}$, where T is the exposure time. Figure 8 shows the expected achievable contrast for the H band exoplanet imaging with $m_v=5$ NGS with an exposure time of 1 and 4 hours, respectively. This is achieved by using our unique O-IRS reduced of all instant PSFs, each with an exposure of speckle life (Dou & Ren et al. 2015). It is clear that our AO can deliver a contrast $10^{-5.7}$ and 10^{-6} at an angular separation of $1''$, for an exposure of one-hour and 4 hours respectively.

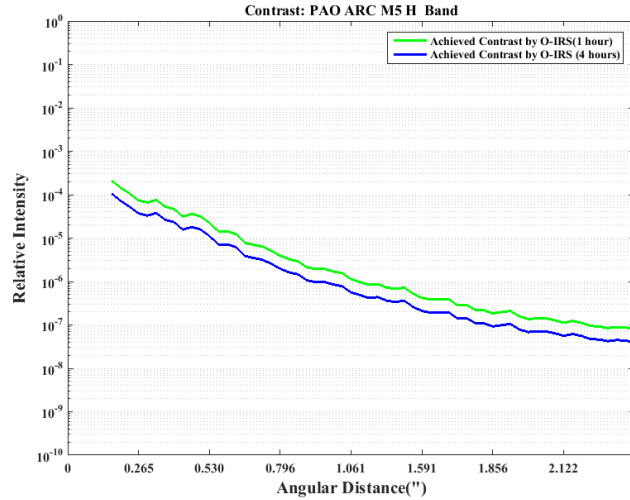


Figure 8. Expected contrast performance of PAO for $M_v=5$ star at H band.

3.2 Observation of the known exoplanets κ And b

We firstly conducted the high-contrast imaging observation of κ And b on 2014 June 10 in H-band at 3.5-meter ARC in APO Observatory using our NGS PAO as our first demonstration and testify the power of PAO to be sued for the direct

imaging of giant exoplanets around young stars. The planet κ And b was firstly imaged in 2012 by using the Subaru/HiCIAO during the SEEDS survey (Carson et al. 2013) and then characterized by the subsequent New Keck and LBTI high-contrast observations in 2012 and 2013 (Bonnefoy et al. 2014). These observations were carried out in J, H, Ks and Lp infrared band respectively. Due to the NIR camera we use, in this observation run, we only take the H band data for demonstration purpose.

The observation was carried out with the NIR camera using the 640×512 pixels array and under the angular differential imaging (ADI) mode without any field rotation compensation. All frames of the host star κ And were acquired under 2 seconds exposure time without saturation for the following photometric measurement to derive the flux ratios, in order to compare this observation result with the previous ones. The data were saved in a cube with 50 frames in each cube and 23 cubes in total. The integrating time of all cubes were 2300s with a small field rotation of 8.83 degrees. Figure 9 shows one single frame image of κ And after PAO correction.




Figure 9. The observed κ And image after PAO correction under seeing of $1''$.

3.3 Data reduction

The raw images were processed based on our recently developed data reduction pipeline for high contrast imaging (Dou et al. 2015). We firstly carried out the basic reduction including bad pixels & cosmic rays, dark current, flat field and background calibrations; then these images were registered and conducted the speckle suppression based on O-IRS and PCA, respectively (Ren et al. 2012; Dou et al. 2015; Amara & Quanz 2012; Otten et al. 2017). The pipeline is written in both IDL and python, a well-known and frequently used language in astronomical environments.

Meanwhile, we performed the astrometry analysis of the planet b, in which we took into account the positional uncertainties of the centroid errors of the companion, and systematic errors in the distortion solution and the north/west alignment. For the orientation alignment, we have recorded two cubes of images when moving the telescope toward north (distance of $2.7''$) firstly then

to the east (distance of $2.9''$), respectively. The image rotation angle was calculated by using the center of the median of all images in the two cubes, which gives a rotation angle of $4.5 \pm 0.5^\circ$ to align the north orientation with the y axis of the image. And the pixel scale of PAO image is found out to be $0.024''/\text{pixel}$. Finally, the reduced image of κ And b processed by the PCA-based algorithm was de-rotated of 4.5° and shown in Figure 10. Table 2 listed the astrometry analysis results based on previous observation in 2012-2013 and in this observation.

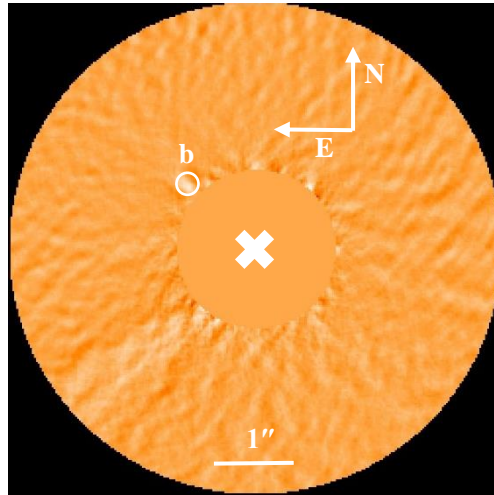


Figure 10. The reduced image of planet κ And b, the star center is marked with cross.

We then performed the photometry analysis of the reduced planets. A series of artificial planets were added in the same data of κ And after basic reduction with a certain contrast, with a similar procedure that has been used in previous work (Lafrenière et al. 2007; Dou et al. 2015). In each frame of the data set, planets are inserted at eleven different azimuth angles. In order to cover the

region where planet b is located, here six artificial planets along one radius were added, in which the second innermost one has an angular separation of $\sim 1.0''$, the same as planet b. The final frame has a field rotation of 8.83 degrees, which is also the same as the data set. Then the speckle suppression based on O-IRS and PCA are carried on these images in the data set, respectively. Figure 11 shows the reduced image with artificial planets by using the PCA-based algorithms, when adjusting the intensity of the artificial planet to be the same as the planet b. It finally gives a contrast of $4.691 \pm 0.85 \times 10^{-5}$, which corresponding to the magnitude of 15.145 ± 0.195 at $1.55\mu\text{m}$.

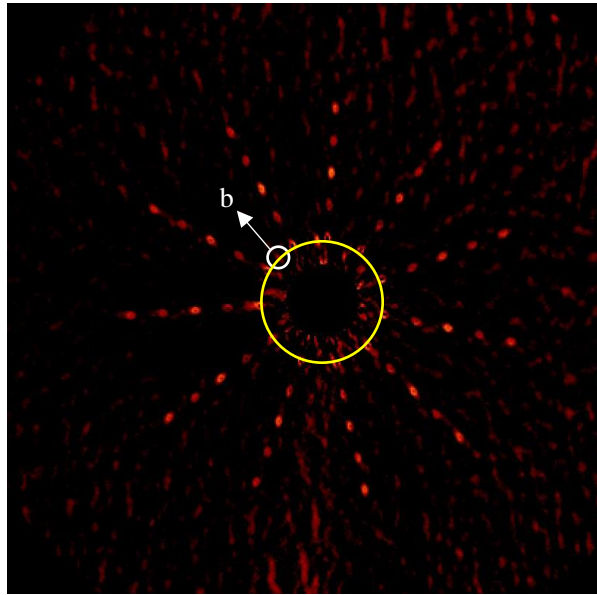


Figure 11. The reduced image of κ And with artificial planets added: the location of planets b is marked in the white circle, while the yellow ring shows the second innermost artificial planets with the same angular separation of planet b.

A summary of the available photometry is presented in Table 3. Here we employ the same physical parameters of the primary star of κ And as the work in Carson et al. 2013, in which the estimated age is 30^{+20}_{-10} Myr, and the parallax is 19.2 ± 0.7 (Perryman et al. 1997). The H-band ($1.55\mu\text{m}$) magnitude is 15.145

± 0.195 gives a mass of $10.15^{+2.19}_{-1.255} M_{\text{Jup}}$ and a temperature of $1227^{+4}_{-4.5}$ the
by employing the BT-DUSTY evolutionary models (Chabrier et al. 2000;
Spiegel & Burrows 2012).

Table 2 Astrometry analysis of planet κ And b.

Date	H band (1.63 μ m)		Ks (2.65 μ m)		H band (1.55 μ m)	
	Proj. sep.('')	Pos. ang. (°)	Proj. sep.('')	Pos. ang. (°)	Proj. sep.('')	Pos. ang. (°)
2012 January 1	1.070 \pm 0.010	55.7 \pm 0.6				
2012 July 8	1.058 \pm 0.007	56.0 \pm 0.4				
2012 October 30 2012 November 3			1.029 \pm 0.005	55.3 \pm 0.3		
2017 June 10					1.044 \pm 0.016	53.5 \pm 0.5
Reference	(1)		(2)		(3)	

References: (1) Carson et al. 2013; (2) Bonnefoy et al. 2014; (3) this work

Table 3 Photometry analysis of planet κ And b.

Planets	J band (1.25 μ m)	H band (1.63 μ m)	H band (1.55 μ m)	Ks (2.65 μ m)	L' (3.8 μ m)	NB (4.05 μ m)	M (4.7 μ m)
κ And b	15.86 \pm 0.21	14.95 \pm 0.13	15.145 \pm 0.195	14.32 \pm 0.09	13.12 \pm 0.1	13.0 \pm 0.2	13.3 \pm 0.3
	16.3 \pm 0.3	15.2 \pm 0.2		14.6 \pm 0.4	13.12 \pm 0.09		
Reference	(1), (2)	(1), (2)	(3)	(1), (2)	(1), (2)	(1)	(1)

References: (1) Bonnefoy et al. 2014; (2) Carson et al. 2013; (3) this work

4. Conclusions

In this paper, we have briefly reviewed the development history of PAO technique. We then update the PAO to be as a visiting instrument that is optimized for the direct imaging of exoplanets and sub-stellar companions. The unique feature of PAO with a compact physical size and high performance allows it to be used at current 3-4 meter class telescopes. In the most recent observation at 3.5-meter ARC telescope at APO, we have successfully recovered the known exoplanets of κ And b reduced by using our unique O-IRS and PCA algorithm, respectively. The observation contrast has reached 10^{-5} at an angular distance of $1''$. Finally, we have performed the associated astrometry and photometry analysis of the recovered κ And b planet, which is consistent with the previous work. It has fully demonstrated that our portable high-contrast imaging system can be used for the exoplanets direct imaging observation with middle-class telescopes.

Acknowledgement

This work was supported by the NSFC (Grant Nos. 11433007, 11661161011), the Strategic Priority Research Program of the Chinese Academy of Sciences (Grant No. XDA15010300), the International Partnership Program of Chinese Academy of Sciences (Grant No.114A32KYSB20160018), as well as the special fund for astronomy of CAS (2015-2016). Part of the work described in this paper was carried out at California State University Northridge, with the support from Mt. Cuba Astronomical Foundation.

5. References

- Bonnefoy, M., Currie, T., Marleau, G.-D., et al. Characterization of the gaseous companion κ Andromedae b New Keck and LBTI high-contrast observations, **A&A** **2014**, 562, A111, (20pp)
- Carson, J., Thalmann, C., Janson, M., et al. Direct Imaging Discovery of A “Super-Jupiter” around the Late B-Type Star κ And, **ApJL** **2013**, L763:L32 (6pp)

Dou, J. P., Ren, D. Q. & Zhu, Y. T. An iterative wavefront sensing algorithm for high-contrast imaging systems, **RAA**, **2011**, 11 (2), 198-204

Dou, J. P., Ren, D. Q., Zhao, G., et al. A High-contrast Imaging Algorithm: Optimized Image Rotation and Subtraction, **ApJ** **2015**, 802, 12

Fusco, T., Petit, C., Rousset, G., et al. Design of the extreme AO system for SPHERE, the planet-finder instrument of the VLT, **Proc. of SPIE** **2006**, 6272, 62720K-1

Hinkley S., Oppenheimer, B. R., Soummer, R., et al. Speckle suppression through dual imaging polarimetry, and a ground-based image of the HR4796A circumstellar disk, **ApJ**, **2009**, 701, 804-810

Kalas, P., Graham, J. R., Chiang, E., et al. Optical images of an exosolar planet 25 light-years from Earth, **Science**, **2008** (322):1345-1348

Lafrenière, D., Marois, C., Doyon, R., et al. A new algorithm for point-spread function subtraction in high-contrast imaging: a demonstration with angular differential imaging, **ApJ** **2007**, 660, 770

Macintosh, B., Graham, J. R., Barman, T., et al. “Discovery and spectroscopy of the young jovian planet 51 Eri b with the Gemini Planet Imager”, *Science* 2015, 350, 64

Macintosh, B. A., Anthony, A., Atwood, J., et al. “The Gemini Planet Imager: First Light and Commissioning”, **Proc. of SPIE** **2014**, 9148, 91480J-1

Macintosh, B. A., Poyneerab, L., Sivaramakrishnanacd, A., et al. “Speckle lifetimes in high contrast adaptive optics”, *Proc. of SPIE* 2005, 5903, 59030J

Marois, C., Zuckerman, B., Konopacky, Q. M., et al. Images of a fourth planet orbiting HR 8799, **Nature**, **2010**, 468: 1080-1083

Marois, C., Macintosh, B., Barman, T., et al. Direct Imaging of Multiple Planets Orbiting the Star HR 8799, **Science**, **2008**, 1348-1342

Mawet, D., Serabyn, E., Stapelfeldt, K., et al. “Imaging the debris disk of HD 32297 with a phase-mask coronagraph at high strehl ratio”, *APJ* 2009, 702, L47

Morzinski, K., Macintosh, B., Gavel, D., Stroke saturation on a MEMS deformable mirror for woofer-tweeter adaptive optics, *Optics Express* 2009, 17 (7), 5829

Ren, D. Q., Dong, B., Zhu, Y. T., et al. Correction of non-common path error for extreme adaptive optics, **PASP**, **2012**, 124, 247

Ren, D. Q., Dou, J. P., Zhang X., et al. Speckle noise subtraction and suppression with adaptive optics coronagraphy imaging, **ApJ**, **2012**, 753, 99

Ren, D. Q., & Zhu, Y. T. A Solar Adaptive Optics System, Editor Robert K. Tyson, **Progress of Adaptive Optics 2013**, ISBN 978-953-51-0894-8

Ren, D. Q., Dou, J. P., Zhang, X., et al. The First Portable Solar and Stellar Adaptive Optics, **Proc. of SPIE** **2014**, 91482W, 7

Ren, D. Q., & Dong, B. Demonstration of portable solar adaptive optics system, **Opt. Eng.** **2012**, 51, 101705, 4

Sauvage, F., Fusco, T., Roussel, G., & Petit, C. Calibration and precompensation of noncommon path aberrations for extreme adaptive optics, **JOSA** **2007**, 24, 2334-2346

Serabyn, E., Mawet, D., & Burruss, R. An image of an exoplanet separated by two diffraction beamwidths from a star, **Nature** **2010**, 464, 1018