

# Learning to Update for Object Tracking

Bi Li, Wenxuan Xie, Wenjun Zeng, *Fellow, IEEE*, and Wenyu Liu, *Senior Member, IEEE*

**Abstract**—Model update lies at the heart of object tracking. Generally, model update is formulated as an online learning problem where a target model is learned over the online training dataset. Our key innovation is to *learn the online learning algorithm itself using large number of offline videos, i.e., learning to update*. The learned updater takes as input the online training dataset and outputs an updated target model. As a first attempt, we design the learned updater based on recurrent neural networks (RNNs) and demonstrate its application in a template-based tracker and a correlation filter-based tracker. Our learned updater consistently improves the base trackers and runs faster than realtime on GPU while requiring small memory footprint during testing. Experiments on standard benchmarks demonstrate that our learned updater outperforms commonly used update baselines including the efficient exponential moving average (EMA)-based update and the well-designed stochastic gradient descent (SGD)-based update. Equipped with our learned updater, the template-based tracker achieves state-of-the-art performance among realtime trackers on GPU.

**Index Terms**—model update, meta learning, recurrent neural network, object tracking.

## I. INTRODUCTION

OBJECT tracking is a crucial task in computer vision that deals with the problem of localizing one arbitrary target object in a video, given only the target position in the first frame. Typically, bounding boxes are used for representing the target position. Arbitrary target object implies that a dedicated target model<sup>1</sup> is needed for each target during testing. This is typically accomplished through online learning where the online training dataset<sup>2</sup> is extracted from the test video and a target model is initialized and updated on the fly.

In this work, we tackle the problem of model update: after an initial target model is built using reliable supervision in the first frame, how to exploit information in subsequent frames and update the initial model along with tracking? Model update is challenging because of *unreliable and highly correlated online training dataset*. The only reliable supervision for building a target model is the information in the first frame. After that, the online training dataset is collected based on predicted target position, which is not always reliable. When small errors in the training samples accumulate, model update can cause the drifting problem. Moreover, the extracted online

training dataset is highly correlated since most of the training samples are simply the translated and scaled version of a base sample. Correlated samples are easy to fit and do not help much with the generalization to hard samples.

Recent works [1], [2] have investigated the possibility of no model update at all, and achieved remarkable tracking performance. These approaches can be interpreted as learning an invariant and discriminative feature extractor such that the target remains stable in the feature space and separable from the background. However, learning a representation that is both invariant and discriminative for a long time is intrinsically difficult, as with time evolves, features that once are discriminative may become irrelevant and vice versa. Consider that when a red car drives into a dark tunnel, the red color becomes irrelevant, although it is discriminative before entering the tunnel. Instead of striving to construct a perfect model at the first frame, model update tries to keep up with the current target appearance along with tracking by constantly incorporating the new target information, and therefore eases the burden of feature representation. Moreover, by gradually adapting to the current video context, the tracking problem can be considerably simplified [3]. In scenarios where target exhibits multi-modality, model update is indispensable.

Generally, model update can be formulated as an online learning problem with two stages. First, an online training dataset is collected along with tracking. Then, the target model is learned on the training dataset using algorithms like stochastic gradient descent (SGD). Existing update methods typically suffer from the problem of large training dataset and slow convergence thus being too slow for practical use. Moreover, due to unreliable training dataset, regularizations and rules are carefully designed based on expertise in the field to avoid model drifting.

In this work, we advocate the paradigm for object tracking that *eases the heavy burdens of online learning by offline learning*. Offline learning is performed before the actual tracking takes place and the learned model is shared among all test videos. Online learning, in contrast, is conducted during tracking and the learned model is specific to each test video. Our key innovation is to *learn the online learning algorithm itself using large number of offline videos, i.e., learning to update*. The offline-learned update method, which we call the learned updater, takes in the online training dataset and outputs the updated target model. Please refer to Fig. 1 for visual illustrations.

The benefit of learning to update is threefold: 1) After seeing all kinds of target variations in the offline training phase, the learned updater is able to capture *target variation patterns* among videos. These learned patterns are implicitly used during testing to avoid unlikely update (e.g., update to background) and thus can be seen as a form of regularization,

B. Li and W. Liu are with the School of Electronic Information and Communications, Huazhong University of Science and Technology, Wuhan 430074, China. (e-mail: libi@hust.edu.cn; liuwuy@hust.edu.cn)

W. Xie and W. Zeng are with the Microsoft Research Asia, Beijing 100080, China. (e-mail: wenxie@microsoft.com; weizeng@microsoft.com)

<sup>1</sup>Basically, a target model is a scoring function that outputs the confidence of an image patch being the target.

<sup>2</sup>The learning to update framework contains an offline phase and an online phase. The offline phase is referred to as training the updater with offline videos, whereas the online phase refers to tracking a new sequence. The term “(online) training dataset” means the set of image patches collected for updating the target model (during the online phase).

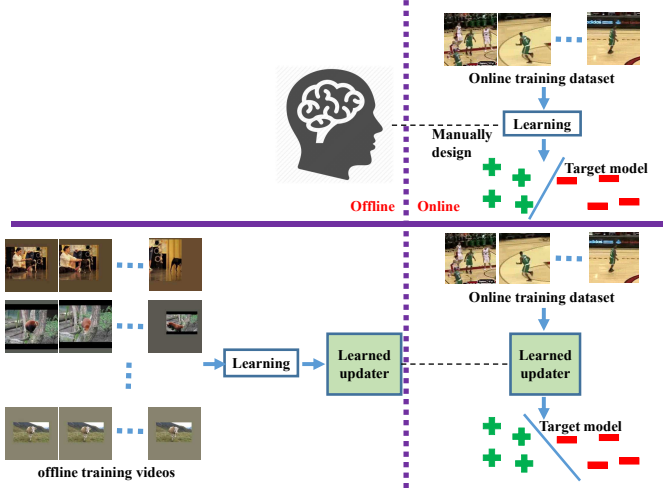


Fig. 1: A general introduction of learning to update. **Top:** Typically, a learning algorithm (e.g., SGD) is manually designed for online learning of the target model. **Bottom:** Contrarily, a learned updater is adopted for online learning, which is offline-trained using large numbers of videos. All figures are best viewed in color.

which enables our learned updater to handle the unreliable online training dataset. 2) The learned updater is able to update the target model based on not only the online training dataset, but also rules learned from the offline dataset. Therefore, the learned updater is able to see beyond the highly correlated online training dataset and makes the updated model capable of generalizing to more challenging scenarios. 3) The learned patterns enable fast inference of the learned updater. As a result, our learned updater improves the performance of base trackers while running faster than realtime on GPU with a single forward pass of the neural network per frame.

In this paper, we learn a model updater, which lies in the realm of meta-learning (a.k.a learning to learn) [4], [5]. Specifically, our learned updater is embodied as a recurrent neural network (RNN), which is well known for its ability to model sequential/temporal variations. Previous efforts to model target variations based on RNNs mostly fail to deliver satisfactory tracking performance due to inadequate offline training videos. In this work, we contribute several techniques to overcome data deficiencies and train RNNs effectively. With a properly trained updater, our tracker achieves state-of-the-art performance among realtime trackers.

As a first attempt of learning to update for object tracking, we demonstrate its application on two base trackers: a template-based tracker for its simplicity and a correlation filter-based tracker for its wide adoption. Our learned updater considerably improves the base trackers and outperforms relevant model update baselines including the exponential moving average (EMA)- and the SGD-based update method.

In summary, our contributions are threefold: 1) We propose a novel model update method for object tracking that (i) is formulated as a meta-learning problem, capable of learning target variation patterns and facilitating effective tracking, and

(ii) runs faster than realtime (82 fps with SiamFC tracker and 70 fps with CFNet tracker) while requiring small memory footprint, thus being suitable for practical applications; 2) We propose several techniques to train our RNN-based updater effectively; 3) We validate our method in common object tracking benchmarks and show that it (i) consistently outperforms relevant model update baselines, and (ii) obtains state-of-the-art performance among realtime trackers.

## II. RELATED WORK

**Handcrafted Update Methods.** In general, target variation can be decomposed as short- and long-term variation. [6] proposes a probabilistic mixture model, which has a stable component to account for the long-term variation, a wandering component and a loss component for the short-term variation. Inspired by the Atkinson-Shiffrin Memory Model, [7] uses short- and long-term memory to handle target variations. Correlation filter and keypoint matching are employed for short- and long-term memory, respectively. Instead of using two separate components, we design a single neural memory and learn to process short- and long-term information in a data-driven manner.

One critical problem in model update is related to the stability-plasticity dilemma [8]. On one hand, model update should be stable to avoid the drifting problem where small errors accumulate and the model gets adapted to other objects. On the other hand, it also needs plasticity to effectively assimilate new information derived during tracking. [9] coined it the *template update problem*. They adopt a conservative update strategy which keeps the target model in the first frame (i.e., initial model), and updates the latest model only if its predicted locations are close to those of the initial model. Similar techniques are adopted in [10] which learns a ridge regression based on the first and the last target model. Inspired by this, we design an anchor loss that uses the first target model as an anchor point. We find it particularly useful in our learning based updater and will elaborate on it in Section V.

Another strategy to handle the model drifting problem is being more careful about the derived training samples. Instead of making hard decisions about labeling training samples as target or background, [3] proposes a semi-supervised approach where only samples from the first frame are labeled and training samples from subsequent frames remain unlabeled. [11] proposes an occlusion detector and updates the model only if the occlusion level is low. [12] uses multiple-instance learning to update model with bags of samples, where positive bag contains at least one positive sample (without knowing which one), and negative bag contains only negative samples. [13] estimates the training sample qualities by optimizing the target model loss with respect to both the target model and the sample qualities. We facilitate training information selection by adopting a gating mechanism in our neural memory.

A popular model update method for correlation filter-based trackers [14], [15] is exponential moving average (EMA), which performs linear interpolation from the newly trained model (using only training samples in the current frame) and the previous target model. This method is attractive because

1) the update process is highly efficient without iterative optimization and 2) training samples are processed on the fly without the need to be stored. However, it is unlikely that linear combination can capture all of the complex target variations. Our model update method outperforms EMA-based update while preserving all the practical benefits mentioned above.

**Meta-learning.** In this work, model update is formulated as a meta-learning problem. Essentially, meta-learning models a learning problem in two scales: learning for specific tasks, and learning for general patterns that rule specific tasks. In our case, updating target model for a specific target (e.g., an airplane) is a specific task. We aim to learn a model update method that is applicable to any specific tasks. [4], [5] learn to solve the optimization problem of neural networks based on RNNs. Their methods mainly focus on fast convergence and are not readily applicable for model update due to the unreliable training samples.

**RNN-based trackers.** RNNs are well known for their ability to model temporal variations. Given the importance of modeling target temporal variations in object tracking, it is natural to consider taking advantage of RNNs. [16] is among the first to use RNN for object tracking, but has only shown to work on simple synthetic datasets. [17], [18] develop attention mechanisms based on RNNs and demonstrate success on natural image datasets KTH [19] and KITTI [20]. [21] models both appearance and motion variations using RNNs and achieves comparable results on several object tracking benchmarks [22]–[24]. However, [21] only models short-term variations and requires manually resetting RNN states every 32 frames. [25] proposes a filter generation method based on RNNs and resembles our method applied to the template-based tracker. Nevertheless, we tackle a more general model update problem and adopt a relatively simple RNN model without additional initialization and postprocessing procedures on RNN states comparing to [25]. Our approach outperforms these trackers by a large margin and to the best of our knowledge, we propose the first RNN-based tracker that achieves state-of-the-art tracking performance among GPU-based realtime trackers.

### III. PRELIMINARIES

In this section, we introduce the tracking-by-detection framework with model update mechanism for object tracking. The typical pipeline of the tracking-by-detection framework is shown in Fig. 2. Given a sequence of image frames ( $f_1, f_2, \dots$ ) and the target position in the first frame  $p_1$ , the tracker aims to produce the target position  $p_t$  in the corresponding image  $f_t$  for every  $t \in \{1, 2, \dots\}$ . Typically, a bounding box is used to represent the target position, for example  $p = [\text{center}, \text{width}, \text{height}]$ .

A target model is maintained during tracking for detecting the target. Basically, a target model  $m$  is a scoring function with learnable parameters  $\theta$ , which, given the feature  $x \in \mathcal{X}$  of an image patch, outputs the confidence  $c \in \mathbb{R}$  indicating that this image patch is the target  $c = m_\theta(x)$ . The target model can be a classifier/regressor depending on the label type (categorical/numerical) of the training samples.

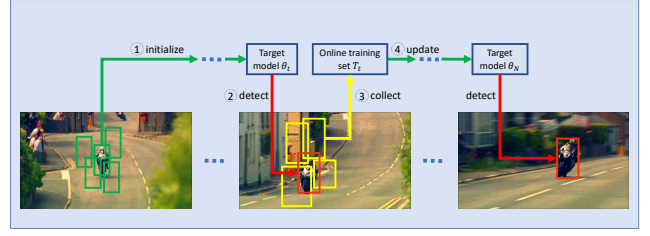


Fig. 2: A general framework for tracking-by-detection systems with model update mechanism. Online training dataset is collected based on the target position and used to initialize/update the target model, which facilitates target detection.

#### A. Detection

Given the new image frame  $f_t$  and the last target position  $p_{t-1}$ , in order to estimate the current target position  $p_t$ , the tracker traverses the search space  $S_t$  and outputs the target position  $p_t \in S_t$  that maximizes the confidence of the target model:

$$p_t = \arg \max_{p \in S_t} m_\theta(x_t^p), \quad (1)$$

where  $x_t^p$  is the feature of the image patch extracted from frame  $f_t$  based on position  $p$ . The search space  $S_t$  typically depends on the last target position  $p_{t-1}$ . In its simplest form,  $S_t = \{p \text{ s.t. } \|p - p_{t-1}\| < r\}$  where  $r$  is the search radius.

#### B. Initialization and Update

To facilitate detection, for each test video, a target model is initialized in the first frame and then updated during tracking to accommodate target variations. Generally, model initialization and update is formulated as a learning problem. A training dataset  $T = \{(x_{t(i)}^p, y_i)\}$  is collected along with tracking from various frames  $\{f_{t(i)}\}$  and positions  $\{p(i)\}$ . Each training sample  $(x, y)$  is a pair of the feature  $x$  of the image patch and the corresponding label  $y \in \mathcal{Y}$ . We will call this dataset the online training dataset since training samples are collected in an online manner. With a learning algorithm (e.g., SGD), the online training dataset is used to initialize/update the target model.

Given the online training dataset  $T_{t-1}$  and the target position  $p_t$  in frame  $f_t$ , where  $p_t$  is either initialized or estimated, most existing trackers adopt a three-stage process to learn the target model.

**1. Collect new training samples.** New training samples  $T'_t = \{(x_t^{p(j)}, y_j)\}$  are extracted from frame  $f_t$ , where  $p(j) \in S_t$ . Note that the search space  $S_t$  here can be different from the one used for detection. However, we do not distinguish between the two search spaces for simplicity. The corresponding labels  $y_j$  are generated based on the target position  $p_t$  and the sample position  $p(j)$ . For example, the label is +1 when the distance between  $p_t$  and  $p(j)$  is less than a threshold, and -1 otherwise.

**2. Update the online training dataset.** Given the online training dataset  $T_{t-1}$  and the new training samples  $T'_t$ , one simple method to update the online training dataset would be

taking the union,  $T_t = T_{t-1} \cup T'_t$ . In some cases, the training dataset is never updated and thus  $T_t = T'_1$ .

**3. Learn the target model.** Let  $l : \mathcal{Y} \times \mathcal{Y} \rightarrow \mathbb{R}$  be the loss function that measures the discrepancy between model prediction and groundtruth, and  $r(\theta)$  be the regularization term (e.g., L2 weight decay). The target model  $m_\theta(\cdot)$  is learned by optimizing the objective over  $T_t$ :

$$\theta_{t+1} = \arg \min_{\theta} \sum_{(x,y) \in T_t} l(m_\theta(x), y) + r(\theta) . \quad (2)$$

Any method capable of achieving Eq. 2 can be applied. To simplify the presentation, we will use  $u(\cdot)$  to denote such methods, and therefore,  $\theta_{t+1} = u(T_t)$ .

#### IV. BASE TRACKERS AND BASIC UPDATE METHODS

In this work, we focus on the update of *linear target model* due to its simplicity and wide adoption. For a linear target model with parameters  $\theta$ , the confidence  $c$  of a test patch with feature  $x$  is the inner product between  $\theta$  and  $x$ , i.e.,  $c = \langle \theta, x \rangle$ . Before diving into the proposed learned updater, we introduce two base trackers with linear target model as well as two baseline model update methods in this section.

##### A. Template-Based Tracker: SiamFC

A template-based tracker simply uses the target feature (i.e., the feature of the target) as its target model. Intuitively, it means that the confidence of the test patch being the target is high when it is similar to the target feature and low otherwise. Due to the simplicity of the target model and the learning algorithm (i.e., an identity function), the performance of template-based tracker depends heavily on its features.

SiamFC [2] is a template-based tracker which achieves good performance with an offline learned feature extractor. The feature extractor is learned under a two branch structure with millions of image pairs taken from videos. Each image pair contains a target patch and a test patch. The feature of the target patch is computed as the linear target model. The learning objective is that the confidence of a test patch containing the target is high while the confidence of background being low.

Interestingly, SiamFC does not have a model update module. In other words, given the target feature in the first frame  $\bar{x}_1$  (we will use  $\bar{x}$  for target feature and  $x$  for the feature of any image patch), the online training dataset contains only the target feature  $T_t = \{\bar{x}_1\}$  and the learning algorithm is simply taking the target feature as the target model  $\theta_{t+1} = u(T_t) = \bar{x}_1$ .

The detection process of SiamFC is equivalent to computing the similarity by sliding the target model  $\theta$  over the search feature  $z$  and then outputting the position with the largest response. To facilitate fast detection, the feature extractor is designed to be fully convolutional and the similarity metric is simply inner product. Therefore, the detection process can be readily implemented via cross-correlation  $\star$  (or convolution in the neural network literature):

$$p = \arg \max_p \theta \star z . \quad (3)$$

##### B. Correlation Filter-Based Tracker: CFNet

Correlation filters are one representative example of linear target model that have shown superior performance and gained a lot of popularity. The key factor behind the success of correlation filters is an efficient learning algorithm that is able to handle tens of thousands of circulant training samples. Correlation filter-based trackers have been improved in various aspects since the seminal work of [14]. For simplicity, we use the basic formulation and follow the setup in CFNet [26].

In correlation filter-based tracker, given one base sample of the target feature  $\bar{x}$ , various virtual samples are obtained by cyclic shifts. The label of the base sample is 1 while the labels of the virtual samples follow a Gaussian function depending on the shifted distance. Given the samples and the corresponding labels, a ridge regression problem is solved efficiently in the Fourier domain making use of the property of circulant matrix [27]. In this work, we will simply use  $CF(\cdot)$  to denote the algorithm of learning the correlation filter from *one base sample with multiple feature channels*. Please refer to [14], [15] for more details about  $CF(\cdot)$ .

The detection of correlation filter-based tracker is typically conducted in the Fourier domain. However, we convert the learned filter back to the spatial domain following CFNet. In this way, the detection process is the same as the SiamFC tracker. Moreover, it frees the learned updater from dealing with complex values.

##### C. Two Baseline Model Update Methods

For linear target model based trackers, there are two commonly used model update methods. We briefly introduce these two baseline methods in this subsection.

**EMA-based model update.** Let  $g : \mathcal{X} \rightarrow \Theta$  be the algorithm of learning a linear target model using a *single* target feature. For template-based tracker, it is the identity function. For correlation filter-based tracker, it is  $CF(\cdot)$ . Typically, the online training dataset contains the target feature at each frame, i.e.,  $T_t = \{\bar{x}_1, \bar{x}_2, \dots, \bar{x}_t\}$ . It is clear that  $T_t = T_{t-1} \cup T'_t$  where  $T'_t = \{\bar{x}_t\}$ . Given the online training dataset  $T_t$ , the updated target model via EMA is

$$\theta_{t+1} = u(T_t) \quad (4a)$$

$$= (1 - \alpha)u(T_{t-1}) + \alpha g(\bar{x}_t) \quad (4b)$$

$$= (1 - \alpha)\theta_t + \alpha \theta'_t \quad (4c)$$

where  $\alpha$  is the learning rate that controls the rate of adaptation,  $\theta'_t = g(\bar{x}_t)$  is the candidate target model at time  $t$ . Note that this update method only requires the last target model  $\theta_t$  and the current target feature  $\bar{x}_t$ . Hence, there is no need to explicitly collect a large online training dataset.

EMA-based update is widely adopted in correlation filter-based trackers because it is easy to implement and efficient in terms of both memory consumption and computational complexity. Moreover, EMA-based update is the update rules of correlation filters derived for the multiple base samples with *single channel* case [14] and can be quite effective even for samples with multiple channels. However, in general, EMA-based update is ad hoc and only marginally improves the

template-based tracker as shown in our experiments (Section VI).

**SGD-based model update.** Besides EMA, another update method is to collect the online training dataset using samples from the search space of detection, i.e.,  $T_t = \{(z_1, y_1), (z_2, y_2), \dots, (z_t, y_t)\}$  where  $z_t$  is the feature of the search image at frame  $t$  and  $y_t$  is the corresponding label map. The update process based on SGD is

$$\theta_{t+1} = \theta_t - \alpha \frac{\partial l_{T_t^b}(\theta)}{\partial \theta} \quad (5)$$

where  $l_{T_t^b}(\theta)$  is a differentiable objective function with variables  $\theta$  over a batch of samples  $T_t^b$  from the online training dataset, and  $\alpha$  is the learning rate.

Typically, a fixed size of online training dataset is maintained by dropping the earliest samples when the capacity is exceeded. However, it still contains thousands of samples. Moreover, we show only one iteration of SGD update for brevity while it generally requires dozens of iterations to take effects. These computational burdens of the SGD-based update method hinder its practical usage.

## V. LEARNING TO UPDATE

### A. Overview

Let  $V = \{(F_i, P_i)\}$  be the offline dataset containing large number of videos and annotations. Each video  $F = (f_1, f_2, \dots)$  is provided with the corresponding target positions at each frame  $P = (p_1, p_2, \dots)$ . Given feasible optimization algorithms, any part of the tracker (including feature extractor, updater, etc.) can be evaluated and learned on the offline dataset.

Specifically, we focus on *learning the update function*  $u(\cdot)$  of linear target models using the offline dataset. The peculiarity of this problem is that obtaining the update function itself is a learning problem (Eq. 2). Therefore, the problem of learning  $u(\cdot)$  is in the realm of learning to learn or meta-learning. In essence, learning to update the target model is still a supervised learning problem. It has two key components: the *parameterized model* to be learned and the *objective* to guide learning. The whole framework is depicted in Fig. 3. We describe each component in the following subsections.

### B. The Parameterization of Learned Updater

Generally, two aspects should be specified for a model update method: 1) a collecting scheme for building the online training dataset and 2) an update process making use of the online training dataset.

Following the EMA-based methods, we use target features at each frame as the online training dataset, i.e.,  $T_t = \{\bar{x}_1, \bar{x}_2, \dots, \bar{x}_t\}$  where  $\bar{x}_t \in \mathbb{R}^{m' \times m' \times d}$  is the feature of the target at frame  $t$ . Note that the target feature has spatial size  $m' \times m'$  and channel size  $d$ .

To avoid explicitly storing and manipulating a large online training dataset, we introduce the neural memory  $h \in \mathbb{R}^{m \times m \times k}$  to collect the target information. Ideally, the neural memory should contain all important information of  $T_t$  such that the learned updater does not have to directly manipulate

samples from the online training dataset. Since  $T_t = T_{t-1} \cup \{\bar{x}_t\}$ , we collect the target information in an incremental manner by  $h_t = u_h(h_{t-1}, g(\bar{x}_t))$  where  $u_h(\cdot)$  is the learnable operations that store or forget target information. Note we use the candidate target model  $\theta'_t = g(\bar{x}_t)$  as the input of the learned updater where  $\theta' \in \mathbb{R}^{m \times m \times d}$  and  $g(\cdot)$  is the algorithm of learning a linear target model using a single target feature. In particular,  $g(\cdot)$  is the identity function for SiamFC and is the CF( $\cdot$ ) function followed by a center cropping function for CFNet.

We find the states of RNN suitable for the role of neural memory. For simplicity, gated recurrent unit (GRU) is adopted [28]. Since the neural memory has spatial dimensions, we extend the original GRU formulation to convolutional GRU by replacing all matrix multiplications with convolutions. Please refer to Fig. 4 for a visual illustrations of the GRU unit. The neural memory is updated as follows:

$$h_t = (1 - \beta_t) \odot h_{t-1} + \beta_t \odot h'_t \quad (6)$$

where  $\odot$  is elementwise multiplication (a.k.a Hadamard product),  $h'_t \in \mathbb{R}^{m \times m \times k}$  is the candidate neural memory and  $\beta_t \in \mathbb{R}^{m \times m \times k}$  is the update gate value.

The candidate neural memory and the update gate value are calculated based on the last neural memory  $h_{t-1}$  and the candidate target model  $\theta'_t$ :

$$h'_t = \tanh(W_h \star [\gamma_t \odot h_{t-1}, \theta'_t]) \quad \text{candidate} \quad (7a)$$

$$\gamma_t = \sigma(W_\gamma \star [h_{t-1}, \theta'_t]) \quad \text{reset gate} \quad (7b)$$

$$\beta_t = \sigma(W_\beta \star [h_{t-1}, \theta'_t]) \quad \text{update gate} \quad (7c)$$

where  $\star$  is the convolution operation in neural network,  $[\cdot, \cdot]$  is the concatenation operation in the channel dimension,  $\sigma$  is the sigmoid activation function, and  $W_h, W_\gamma, W_\beta \in \mathbb{R}^{n \times n \times (k+d) \times k}$  are learnable convolution filters during offline learning. Biases are omitted for notation conciseness.

Given the neural memory  $h_t$  at time  $t$ , we assume that the target model  $\theta_{t+1}$  follows the Markov property and depends only on the current neural memory, i.e.,  $\theta_{t+1} = u_e(h_t)$ . In this work, one convolutional layer is used as  $u_e(\cdot)$ :

$$\theta_{t+1} = W_o \star h_t \quad (8)$$

where  $W_o \in \mathbb{R}^{3 \times 3 \times k \times d}$  is a convolutional layer that will be learned during offline learning.

### C. The Learning Objective

Given a list of target models at each frame  $(\theta_2, \theta_3, \dots)$ , we need a “goodness” measurement of these target models which in turn indicates how good the updater is and thus enables optimization.

**Classification Loss.** One straightforward measurement would be the performance of the target model for detection on the search feature  $z \in \mathbb{R}^{n \times n \times d}$ . During offline learning, we have the groundtruth labels  $y_z \in \{0, 1\}^{(n-m+1) \times (n-m+1)}$  of the search feature. Using the normalized logistic loss for classification, we have

$$l_c(\theta; z, y) = \frac{y_z(-\ln \sigma(\theta \star z)) + (1 - y_z)(-\ln(1 - \sigma(\theta \star z)))}{(n - m + 1) \cdot (n - m + 1)} \quad (9)$$



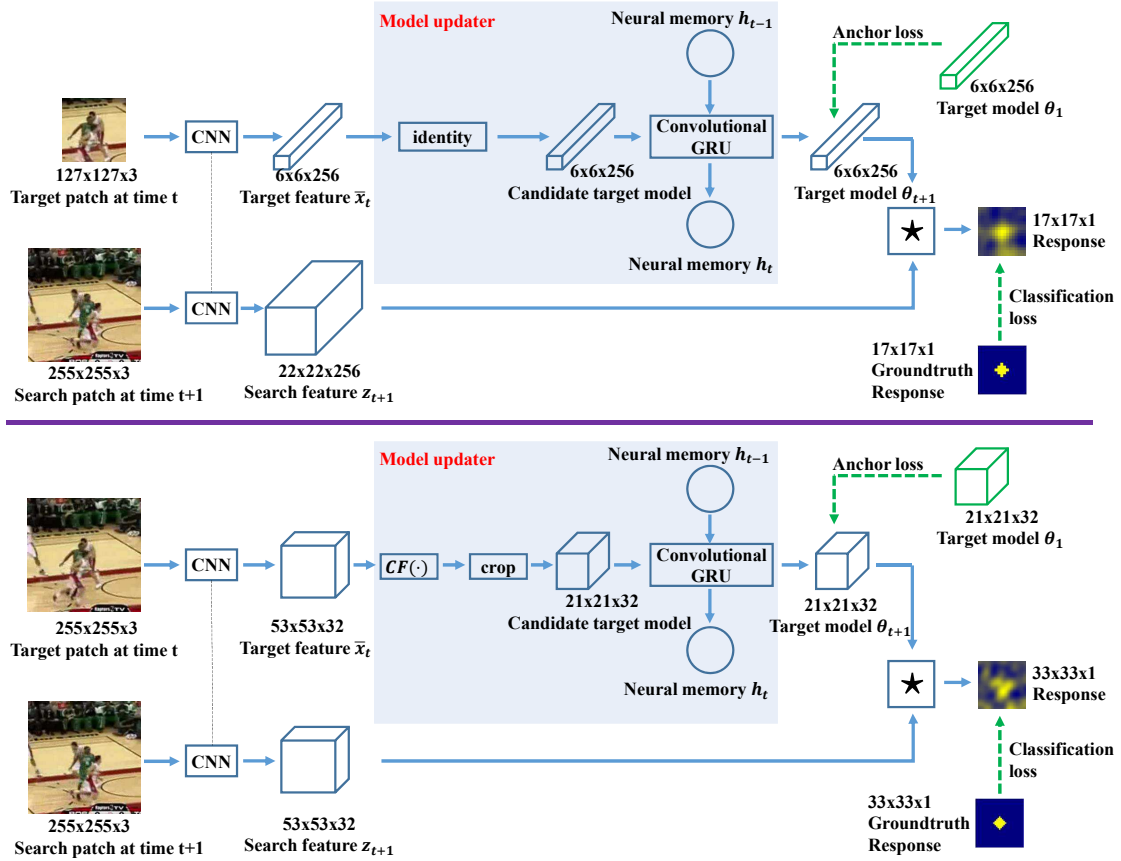


Fig. 3: **Top**: The learning to update framework for SiamFC tracker. **Bottom**: The learning to update framework for CFNet tracker. Only the network at timestep  $t$  is shown.

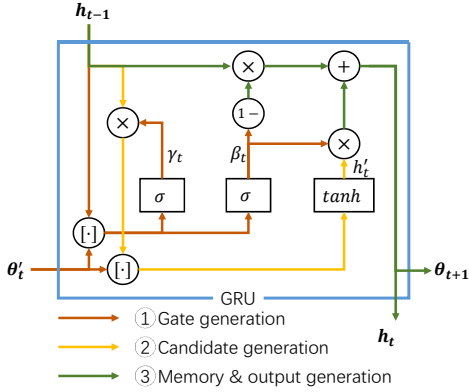


Fig. 4: A GRU unit.  $[\cdot]$  is the concatenate operation and inputs are convolved by a convolution layer before entering  $\sigma$  and  $\tanh$ .

**Anchor Loss.** At a first glance, it would seem that classification loss is all we need to train the updater. However, model update faces the intrinsic problem: *the stability-plasticity dilemma*, i.e., model update should be stable with respect to noise and flexible to assimilate new information. With only classification loss, since  $z_t$  is close to  $\bar{x}_t$ , the updater will adopt an aggressive update strategy and store new information brought by  $\bar{x}_t$  as much as possible. The problem is that  $\bar{x}_t$  is

not always reliable during tracking and thus the updater trained with only classification loss is prone to small errors.

One effective method that is validated by the literature is to use the target model at the first frame as an anchor point [9], [10]. Given inadequate training data, such an anchor point is hard to learn without regularization. Therefore, we design an anchor loss, which penalizes the updater when the updated target model drifts away from the initial target model:

$$l_a(\theta; \theta_1) = \frac{1}{m \cdot m \cdot d} \|\theta - \theta_1\|_2^2. \quad (10)$$

where the loss is normalized by the number of target model parameters  $m \cdot m \cdot d$ .

**Total Loss.** Classification loss and anchor loss are linearly combined for measuring a target model:

$$l(\theta; z, y, \theta_1) = (1 - \lambda)l_c(\theta; z, y) + \lambda l_a(\theta; \theta_1), \quad (11)$$

where  $\lambda$  is the combination factor. Successful learning of the updater should maintain a good balance between the classification loss and the anchor loss.

The total loss of the updater  $u_\phi(\cdot)$  with learnable parameters  $\phi$  is then the loss of the target model at each timestep of all training videos:

$$\mathcal{L}(\phi) = \sum_{v \in V} \sum_{T_t, z_t \in v} l(u_\phi(T_t); z_t, y_t, \theta_1). \quad (12)$$

## D. Practical Techniques for Effective Learning

Our learned updater collects target information based on RNNs, which are well known for modeling sequential/temporal variations. However, the problem of limited offline training videos has to be addressed before it unleashes the power. We describe several techniques based on the nature of model update that turn out to be effective.

**Modeling long-term variation by truncated backpropagation.** Typically, a subset of  $N$  frames are sampled from the original video for RNN training. For convenience, we define *maximum modeling length* of an algorithm to be the largest length of all sampled sequences during training, where the length of a sampled sequence stands for the distance counted by  $\#(\text{frames})$  in the original video between the first and the last sampled frame. Since videos have hundreds of frames to track, it is desirable for RNN-based models to learn long-term dependency with a large maximum modeling length. However, training with long sequences is computationally demanding and may incur the vanishing gradient problem. To avoid such a problem, existing RNN-based trackers sample relatively few frames sparsely from the original video. For example, [25] samples training sequences with 10 frames and large frame interval (30 frames on average). Such a sparse sampling strategy, however, enlarges the target variations between sampled frames, which is more difficult to learn. We conjecture that these trackers are disadvantaged by such limitations.

Contrarily, to train our learned updater, we sample training sequences with as many as 150 frames and small frame interval ( $\leq 2$  frames)<sup>3</sup>. To handle the aforementioned problem of training with long sequences, instead of backpropagating all the way to the first frame, we adopt truncated backpropagation. This method processes training frames one timestep at a time, and every  $H$  timesteps, it runs backpropagation through time (BPTT) for  $H$  timesteps.  $H$  is called the *unroll length*.

**Matching training and testing behavior by estimated target position.** During offline training of the learned updater, training dataset  $T$  of the training video needs to be generated. In our case, the online training dataset contains the target features at each frame  $T_t = \{\bar{x}_1, \bar{x}_2, \dots, \bar{x}_t\}$ . The extraction of the target features depends on the target position which can only be estimated during tracking. RNNs often take as input the groundtruth during training, which is known as teacher forcing. However, as noted in [29], this causes discrepancy between training and testing and hampers the performance of RNNs. In this work, we always use the target position during training that is inferred by the target model to keep in line with testing.

**Reducing overfitting by interval update.** As noted in [30], instead of updating the target model in every frame, it is beneficial to apply a sparser update scheme. We adopt this simple strategy by updating the target model every  $M$  frames. Note that *neural memory is updated in every frame* though. The reason for the improved performance is that by updating after a certain timesteps, the learned updater can make more

informed update decision, and therefore reduces the risk of overfitting to current training samples.

## VI. EXPERIMENTS

### A. Implementation Details

**Training data.** The feature extractor and learned updater are trained offline on the ILSVRC 2015 Object Detection from Video dataset (Imagenet VID) [31]. Imagenet VID contains 4417 videos and each video has about 2 object tracks on average, making 9220 tracks in total. Tracks are annotated with bounding boxes in each frame and contain about 230 frames on average. This differs from another large scale video dataset, namely Youtube-BB [32] where objects are annotated every 30 frames and each track has about 15 annotated frames. We find that small frame interval is important for training the learned updater, and thus, we use Imagenet VID instead of the much larger Youtube-BB. However, it is worth investigating effective ways to make use of Youtube-BB for object tracking.

Image sequences are sampled from tracks as training samples for the learned updater. We use bucketing [33] (i.e., an RNN training technique which batch together sequences of similar lengths for efficiency) to handle sequences of different length. Multiples of the RNN unroll length are used as the bucket sizes. For example, bucket sizes of 25, 50, ..., 125, 150 are used for fast experimentation where 25 is the RNN unroll length. For tracks that are longer than the largest bucket size (e.g., 150), we sample a portion of the tracks with small frame interval (e.g., 1 or 2). For short tracks, we lengthen these tracks by duplicating frames or simply drop these tracks according to probabilities that are proportional to the track length. Images are preprocessed according to its base tracker SiamFC [2] and CFNet [26]. Particularly, these two base trackers use the same preprocessing procedures to crop and resize images such that targets are at the image center and take up 127 x 127 pixels together with context.

**Architecture.** For template-based tracker, we use the same modified Alexnet architecture in [2] for the feature extractor. For correlation filter-based tracker, we use the 3 layer CNN feature extractor in [26], which is trained following the procedures in [2]. All of our experiments stack two convolutional GRU layers as neural memory, where convolution operations have kernel size 3 with zero padding to preserve spatial dimension. For template-based tracker, each convolutional GRU layer has 192 units while for correlation filter-based tracker, each has 64 units. One convolutional layer with kernel size 3 is used to generate the updated target model based on the neural memory, which takes as input the concatenated states of the two convolutional GRU layers and outputs corresponding target models. Dropout [34] and layer normalization [35] are added in each convolutional GRU layer to avoid overfitting.

**Optimization.** Learned updaters are trained over 60 epochs, each epoch consists of 8309 image sequences. Gradients are computed using mini-batches of size 8, which are used by the Adam optimizer [36]. Learning rate is fixed to be 1e-4. Weight decay is 5e-4.

**Hardware and software specifications.** The speed measurements of our trackers are performed on a computer with

<sup>3</sup>In this sense, the maximum modeling length of our method here is 300 frames.

an Intel Core i7-5930K Haswell-E 6-Core 3.5GHz CPU and a GeForce GTX 1080 GPU. Our trackers are implemented in TensorFlow [37], which is compiled with CUDA 8.0 and cuDNN 6.0.

**Scale handling.** We adopt the same strategy as our base trackers for handling scale variations. Specifically, three search patches with different scales are extracted and the current scale is calculated by interpolating the newly predicted scale with a damping factor. The scale step and the damping factor follow the setup in our base trackers.

### B. Benchmarks and Evaluation Protocols

**OTB.** The OTB benchmark contains three subdatasets: OTB-2013, OTB-50 and OTB-100, each of which consists of 51, 50 and 100 natural image sequences, respectively. The standard evaluation metric on OTB is the area under curve (AUC) of the threshold-success rate curve which represents the success rates at different thresholds. For each frame, the overlap (intersection over union) between the predicted target bounding box and groundtruth is computed. The success rate at a given threshold corresponds to the fraction of frames that has overlap no less than the given threshold.

**VOT.** The VOT benchmarks are a collection of tracking challenges held on a yearly basis starting from 2013. We use three recent benchmarks: VOT-2015, VOT-2016 and VOT-2017. Unlike OTB, which lets the tracker run until the end of the image sequence, VOT focuses on short-term tracking (no redetection is required) and resets the tracker once it drifts away from the target. The primary measure is the expected average overlap (EAO), which reflects the similar property as AUC. VOT-2017 also introduces a new “realtime challenge”, where a tracker is constantly receiving images in realtime speed and if the tracker does not respond after a new frame becomes available, the last bounding box predicted by the tracker is reported for the current frame.

### C. Ablation Study

We validate the effectiveness of various designs of our learned updater based on the template-based tracker. OTB-2013 is used for ablation study. All experiments use the same configurations except the components that are examined. Although it typically gets better results to use larger unroll length, in the ablation study section, we use unroll length 25 for fast experimentation which is also the default configuration unless larger unroll length is needed. Moreover, only color images are adopted during offline training to prevent benchmark-specific choices<sup>4</sup>. All models are trained using our implementation including SiamFC.

**Anchor loss is crucial for successful learning.** To overcome the stability-plasticity dilemma, we propose the anchor loss which penalizes large variations of the updated target model. To minimize the anchor loss, one straightforward strategy would be *no update at all*. However, besides the anchor loss, the learned updater is also constrained by the

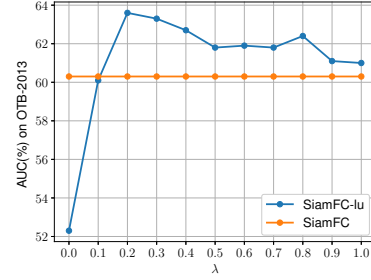


Fig. 5: Tracker accuracy on OTB-2013 as the combination factor  $\lambda$  varies during updater training. “lu” is our learned updater.

classification loss which encourages the update of the target model to keep up with target variations. It is of interest to investigate how the interplay between these two losses affects the performance of the learned updater.

Our learned updaters trained with different combination factors  $\lambda$  are shown in Fig. 5. We also include the results of the no-update baseline (i.e., the setup in SiamFC [2]) for reference. When  $\lambda = 0$  (i.e., no anchor loss), our learned updater is not constrained to generate target models that are consistent with the initial target model and can quickly drift away. The performance is even worse than not updating at all. As  $\lambda$  increases, the learned updater gets better and reaches the peak at 0.2. Further increasing the anchor loss weight diminishes the possible target model choices of the learned updater and the performance drops. Note that even without the classification loss (i.e.,  $\lambda = 1$ ), our learned updater outperforms the baseline with no update. The reason is that the learned updater is given the initial target model only once. After that, it constantly receives new target model information and neural memory inevitably stores this new information due to the soft store operations. It is this new information that helps tracking.

**Learned updater is orthogonal to feature extractor.** Our template-based tracker is based on [2], which aims to learn an invariant and discriminative feature extractor such that model update is not necessary. Two interesting questions are: 1) how much variation the Siamese network is able to learn, and 2) how the learned feature extractor affects our learned updater. We answer these questions from the perspective of training samples of feature extractor. Every training sample of the Siamese network contains two image patches from two frames of a video. These two patches are both centered on the target and at most  $K$  frames apart, and therefore the maximum modeling length is  $K$  according to the definition in Section V-D. We investigate the effects of different  $K$ , and train a updater based on each feature extractor. Results are shown in Fig. 6.

As can be seen, 1) Siamese network is able to capture the variations of target within 100 frames, but has difficulties learning beyond this limit. 2) Although the feature extractor is trained with the objective of invariance and does not require model update, our learned updater consistently improves the base trackers. Moreover, the improvement is *positively corre-*

<sup>4</sup>OTB-2013 contains both color and grayscale videos. Therefore, models trained with both color and grayscale images typically perform better in this benchmark.



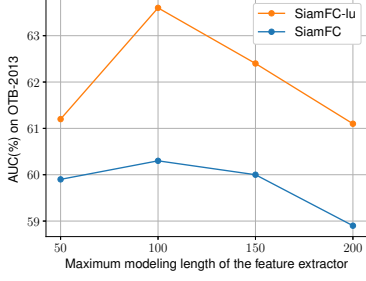


Fig. 6: Tracker accuracy on OTB-2013 as the maximum modeling length of the feature extractor varies during offline training, with and without the learned updater.

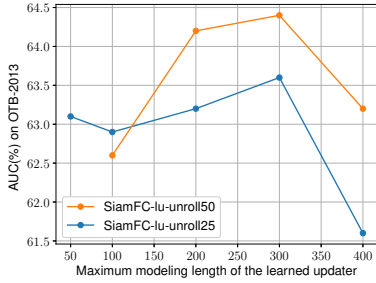


Fig. 7: Tracker accuracy on OTB-2013 with varied maximum modeling length and unroll length during updater training.

lated with the performance of the feature extractor.

**Train longer, generalize better.** Model update is a process that typically spans hundreds of frames. We investigate the effects of training with long image sequences (large maximum modeling length). Fig. 7 shows the tracking results of the learned updater trained with different maximum modeling length and unroll lengths. By increasing the maximum modeling length from 100 to 300, the learned updater monotonically gets better results. Since modeling long term dependencies is still a challenge for RNN, the performance degenerates when it reaches 400. In conclusion, 1) large maximum modeling length helps the learned updater to generalize better if it is within the modeling capabilities of RNN; 2) large unroll length is still helpful under truncated backpropagation to model long term dependencies.

Moreover, it is interesting to mention that the performance of the Siamese network decays as the maximum modeling length is over 100 (as shown in Fig. 6). We have tried to increase the number of neurons in Siamese network, but it does not help. Contrarily, our learned updater can handle longer sequences (e.g., 300 frames). It can be inferred that extracting invariant features to handle long-term target variation is difficult, whereas learning a updater to adapt the target model gradually is relatively easier.

**Practical techniques are helpful.** We demonstrate the effectiveness of the various practical techniques introduced in Section V-D by removing one component at a time. Note that small unroll length is used by default instead of large unroll length for fast experimentation. The results are summarized

TABLE I: Effectiveness of various techniques added to the template-based tracker on OTB-2013. Cross mark means the component is removed. Only color images are adopted during offline training.

interval update?					X
estimated target position?				X	
small frame interval?			X		
large unroll length?		X	X	X	X
AUC (%)	64.4	63.6	63.0	62.6	61.7

in Table I. As shown in the table, each component has its contribution to the final performance. Among these techniques, interval update plays such an important role that the performance drops about 2% once removed. This is in accordance with the findings in [30].

#### D. Baseline Comparisons

We consider three relevant baselines: no update, EMA-based update and SGD-based update. Please refer to Section IV for an introduction of the EMA-based and SGD-based update.

- **No update:** the target model is initialized in the first frame and then remains fixed.
- **EMA-based update:** the last target model and the current candidate target model are linearly interpolated. The learning rate  $\alpha$  is searched on OTB-2013 from 0.01 to 0.2 with step size 0.01.
- **SGD-based update:** we adopt the update method in MDNet [38] which consists of a short-term update and a long-term update. Short-term update is triggered when the tracker has low confidence while long-term update is conducted every 10 frames. The hyperparameters of the SGD-based update (e.g., batch size, learning rate, number of iterations, etc.) are searched on OTB-2013.

For fair comparison, we retrain the updater using publicly available feature extractors (SiamFC and CFNet are open-sourced) with configurations validated in the ablation study. As it turns out, the publicly available feature extractor of SiamFC trained with both color and gray images improves the tracker performance from 0.644 to 0.657 on OTB-2013. This is in line with our observations that the performance of a tracker equipped with our learned updater is positively correlated to that of the feature extractor. The results are summarized in Table II. Qualitative comparisons are presented in Fig. 8.

**Observations:** 1) Our learned updater significantly outperforms the no update and EMA update baselines. 2) A somewhat surprising yet encouraging result is that our learned updater achieves better performance than the heavily designed and tuned SGD update method. 3) It is worth noting that for correlation filter-based tracker, EMA update is still a strong baseline. 4) Interestingly, the improvement on SiamFC is consistently larger than that on CFNet. As noted in [26], the CF(-) may impose priors that become overly restrictive when enough modeling capacity and data are available. 5) Our learned updater outperforms the SGD-based update method while enjoying comparable efficiency as the EMA-based update method.




Fig. 8: Qualitative results of our learned updater compared with common model update baselines. **Bolt**: Our learned updater correctly adapts to the target while others are attracted by distractors. SGD-based update method adapts to part of the target instead. **CarScale**: Other methods keep tracking part of the target since only the front of the car is shown in the first frame. Contrarily, our learned updater gradually adapts to the whole target including both the front and the tail of the car. **Matrix**: our learned updater is able to perform equally well compared with the SGD-based update in this challenging sequence. **Suv**, **Woman**: While all other methods fail, our learned updater successfully tracks the target.

TABLE II: Comparisons with three representative baselines: no update, EMA-based update and SGD-based update. The AUC and EAO metric (higher is better) are reported for OTB and VOT, respectively. For OTB only, the feature extractors are trained with both color and grayscale images.

	OTB-2013	OTB-100	OTB-50	VOT-2015	VOT-2016	VOT-2017	Speed(FPS)
SiamFC-no-update	0.608	0.582	0.516	0.290	0.235	0.188	117
SiamFC-ema	0.618	0.597	0.538	0.286	0.259	0.216	91
SiamFC-sgd	0.644	0.614	0.563	0.306	0.278	0.248	13
SiamFC-lu (Ours)	<b>0.657</b>	<b>0.620</b>	<b>0.577</b>	<b>0.318</b>	<b>0.295</b>	<b>0.263</b>	82
CFNet-no-update	0.568	0.541	0.501	0.219	0.201	0.173	134
CFNet-ema	0.608	0.580	0.550	0.237	0.229	0.189	79
CFNet-sgd	0.613	0.590	0.555	0.235	0.212	0.182	9
CFNet-lu (Ours)	<b>0.621</b>	<b>0.599</b>	<b>0.565</b>	<b>0.242</b>	<b>0.230</b>	<b>0.208</b>	70

### E. State-of-the-art Comparison

We compare trackers equipped with our learned updaters against 10 state-of-the-art trackers: ECO [30], MDNet [38], LSART [39], CSRDCF [40], CREST [41], RFL [25], EAST [42], DSiam [10], CFNet [26] and SiamFC [2]. The results are summarized in Table III.

**Observations:** 1) SiamFC-lu achieves state-of-the-art per-

formance among realtime trackers. 2) SiamFC-lu outperforms DSiam and RFL, which also focus on improving the update mechanism of SiamFC.

To evaluate the practicability of different tracking methods, VOT-2017 introduces a new “realtime challenge” that only allows the tracker to respond in realtime; otherwise, the last predicted target position will be used for the current frame. We compare our method with the state-of-the-art trackers in this setting: CSRDCF++ (a C++ implementation of the CSRDCF [40] tracker), SiamFC [2], ECO-HC (a lightweight version of ECO [30] that uses HOG feature), LSART [39] and CFCF [43]. The results are shown in Table IV. It can be observed that our approach achieves state-of-the-art results in the realtime setting.

## VII. DISCUSSION

One interesting question would be why learning to update actually works? We try to answer this question in three different perspectives. 1) From the high-level perspective, fast

TABLE III: Comparisons with state-of-the-art trackers. Trackers are split into two groups: realtime trackers and non-realtime trackers. The AUC and EAO metric (higher is better) are reported for OTB and VOT, respectively. Red and blue fonts indicate 1st and 2nd best performance of each group, respectively.

	OTB-2013	OTB-100	OTB-50	VOT-2015	VOT-2016	VOT-2017	Speed(FPS)
ECO	0.709	0.694	0.643	—	0.374	0.280	6
MDNet	0.708	0.678	0.645	0.38	—	—	1
LSART	0.677	0.672	—	—	0.324	0.323	1
CSRDCF	—	0.587	—	0.320	0.338	0.222	13
CREST	0.673	0.623	—	—	0.283	—	1
RFL	—	0.581	—	—	—	0.222	15
<b>SiamFC-lu (Ours)</b>	0.657	0.620	0.577	0.318	0.295	0.263	82
EAST	0.638	0.629	—	0.34	—	—	159
DSiam	0.656	—	—	0.293	—	—	25
<b>CFNet-lu (Ours)</b>	0.621	0.599	0.565	0.242	0.230	0.208	70
CFNet	0.610	0.589	0.538	—	—	—	79
SiamFC	0.608	0.582	0.516	0.290	0.235	0.188	117

TABLE IV: Results of top-performing trackers and our trackers on the VOT-2017 realtime and non-realtime (also called baseline) challenge. The EAO metric (higher is better) is reported.

challenge	SiamFC-lu (Ours)	CSRDCF++	CFNet-lu (Ours)	SiamFC	ECO-HC	LSART	CFCF	ECO
realtime	0.258	0.212	0.200	0.182	0.177	0.055	0.059	0.078
non-realtime	0.263	0.229	0.208	0.188	0.238	0.323	0.286	0.280

model update is viable because videos are intrinsically structured (e.g., temporal dependencies between target features, target variation patterns). Our learned updater captures these structures in a data driven manner. 2) As for the functionality, our learned updater can be seen as a learnable extension of the EMA-based update. The difference is that, instead of linearly interpolating the last target model and the current candidate target model, we introduce a neural memory and adopt the gating mechanism. As a result, the learned updater inherits the efficiency of EMA-based update and the effectiveness of learning based method. 3) Empirically speaking, as shown in Fig. 8, after being trained under the classification loss and anchor loss, our learned updater is able to reliably absorb target variations while resisting the distractors.

As a first attempt, however, there are still many interesting problems left uninvestigated. One issue of RNN-based updater is that, the convolutional GRU requires large amount of GPU memory during offline training and thus being difficult to apply to target models with large numbers of parameters. How to scale to large target models would be an interesting research problem. Moreover, in this work, only linear target models are considered, how to extend to the non-linear cases such as MDNet is valuable future work.

## VIII. CONCLUSION

We propose a learning based framework to tackle the problem of model update during tracking. As a first attempt, only the update of linear target model is considered. The learned updater is parameterized based on RNN and successfully learned with several techniques proposed in this work. Our learned updater outperforms two common model update baselines including the efficient EMA-based update and the well-designed SGD-based update. After offline training, our learned updater can run efficiently during testing; therefore, our learned updater is able to consistently improve the base trackers without sacrificing the speed. Notably, the SiamFC

tracker has been improved by nearly 40% in terms of the EAO on VOT-2017 while running at the speed of 82fps, which achieves state-of-the-art performance among realtime counterparts. In the future, we plan to extend the learning to update paradigm to non-linear target models.

## REFERENCES

- [1] R. Tao, E. Gavves, and A. W. Smeulders, “Siamese instance search for tracking,” in *CVPR*, 2016, pp. 1420–1429.
- [2] L. Bertinetto, J. Valmadre, J. F. Henriques, A. Vedaldi, and P. H. Torr, “Fully-convolutional siamese networks for object tracking,” in *ECCVw*, 2016, pp. 850–865.
- [3] H. Grabner, C. Leistner, and H. Bischof, “Semi-supervised on-line boosting for robust tracking,” in *ECCV*, 2008, pp. 234–247.
- [4] M. Andrychowicz, M. Denil, S. G. Colmenarejo, M. W. Hoffman, D. Pfau, T. Schaul, and N. de Freitas, “Learning to learn by gradient descent by gradient descent,” in *NIPS*, 2016.
- [5] S. Ravi and H. Larochelle, “Optimization as a model for few-shot learning,” in *ICLR*, 2017.
- [6] A. D. Jepson, D. J. Fleet, and T. F. El-Maraghi, “Robust online appearance models for visual tracking,” *TPAMI*, vol. 25, pp. 1296–1311, 2001.
- [7] Z. Hong, Z. Chen, C. Wang, X. Mei, D. V. Prokhorov, and D. Tao, “Multi-store tracker (muster): A cognitive psychology inspired approach to object tracking,” in *CVPR*, 2015, pp. 749–758.
- [8] S. Grossberg, “Competitive learning: From interactive activation to adaptive resonance,” *Cognitive Science*, vol. 11, pp. 23–63, 1987.
- [9] L. Matthews, T. Ishikawa, and S. Baker, “The template update problem,” *TPAMI*, vol. 26, no. 6, pp. 810–815, 2004.
- [10] Q. Guo, W. Feng, C. Zhou, R. Huang, L. Wan, and S. Wang, “Learning dynamic siamese network for visual object tracking,” in *ICCV*, 2017, pp. 1–9.
- [11] S. Kwak, W. Nam, B. Han, and J. H. Han, “Learning occlusion with likelihoods for visual tracking,” in *ICCV*. IEEE, 2011, pp. 1551–1558.
- [12] B. Babenko, M.-H. Yang, and S. J. Belongie, “Robust object tracking with online multiple instance learning,” *TPAMI*, vol. 33, pp. 1619–1632, 2011.
- [13] M. Danelljan, G. Häger, F. S. Khan, and M. Felsberg, “Adaptive deconvolution of the training set: A unified formulation for discriminative visual tracking,” in *CVPR*, 2016, pp. 1430–1438.
- [14] D. S. Bolme, J. R. Beveridge, B. A. Draper, and Y. M. Lui, “Visual object tracking using adaptive correlation filters,” in *CVPR*, 2010, pp. 2544–2550.
- [15] J. F. Henriques, R. Caseiro, P. Martins, and J. Batista, “High-speed tracking with kernelized correlation filters,” *TPAMI*, vol. 37, no. 3, pp. 583–596, 2015.
- [16] Q. Gan, Q. Guo, Z. Zhang, and K. Cho, “First step toward model-free, anonymous object tracking with recurrent neural networks,” *arXiv preprint arXiv:1511.06425*, 2015.
- [17] S. E. Kahou, V. Michalski, and R. Memisevic, “Ratm: recurrent attentive tracking model,” in *CVPRw*, 2017.
- [18] A. R. Kosiorek, A. Bewley, and I. Posner, “Hierarchical attentive recurrent tracking,” in *NIPS*, 2017.
- [19] C. Schuldt, I. Laptev, and B. Caputo, “Recognizing human actions: A local svm approach,” in *ICPR*, 2004.
- [20] A. Geiger, P. Lenz, C. Stiller, and R. Urtasun, “Vision meets robotics: The kitti dataset,” *I. J. Robotics Res.*, vol. 32, pp. 1231–1237, 2013.
- [21] D. Gordon, A. Farhadi, and D. Fox, “Re3: Real-time recurrent regression networks for object tracking,” *arXiv preprint arXiv:1705.06368*, 2017.
- [22] M. Kristan, R. P. Pflugfelder, A. Leonardis, J. Matas, and L. Cehovin, “The visual object tracking vot2014 challenge results,” in *ECCVw*, 2014, pp. 191–217.
- [23] M. Kristan, A. Leonardis, J. Matas, M. Felsberg, R. P. Pflugfelder, and L. Cehovin, “The visual object tracking vot2016 challenge results,” in *ECCVw*, 2016, pp. 777–823.
- [24] Y. Wu, J. Lim, and M.-H. Yang, “Online object tracking: A benchmark,” in *CVPR*, 2013, pp. 2411–2418.
- [25] T. Yang and A. B. Chan, “Recurrent filter learning for visual tracking,” in *ICCVw*, 2017, pp. 2010–2019.
- [26] J. Valmadre, L. Bertinetto, J. F. Henriques, A. Vedaldi, and P. H. Torr, “End-to-end representation learning for correlation filter based tracking,” in *CVPR*, 2017, pp. 2805–2813.




- [27] R. M. Gray *et al.*, “Toeplitz and circulant matrices: A review,” *Foundations and Trends® in Communications and Information Theory*, vol. 2, no. 3, pp. 155–239, 2006.
- [28] K. Cho, B. Van Merriënboer, C. Gulcehre, D. Bahdanau, F. Bougares, H. Schwenk, and Y. Bengio, “Learning phrase representations using rnn encoder-decoder for statistical machine translation,” *arXiv preprint arXiv:1406.1078*, 2014.
- [29] S. Bengio, O. Vinyals, N. Jaitly, and N. Shazeer, “Scheduled sampling for sequence prediction with recurrent neural networks,” in *NIPS*, 2015, pp. 1171–1179.
- [30] M. Danelljan, G. Bhat, F. S. Khan, and M. Felsberg, “Eco: Efficient convolution operators for tracking,” in *CVPR*, 2017, pp. 6638–6646.
- [31] O. Russakovsky, J. Deng, H. Su, J. Krause, S. Satheesh, S. Ma, Z. Huang, A. Karpathy, A. Khosla, M. Bernstein *et al.*, “Imagenet large scale visual recognition challenge,” *IJCV*, vol. 115, no. 3, pp. 211–252, 2015.
- [32] E. Real, J. Shlens, S. Mazzocchi, X. Pan, and V. Vanhoucke, “Youtube-boundingboxes: A large high-precision human-annotated data set for object detection in video,” in *CVPR*, 2017, pp. 5296–5305.
- [33] V. Khomenko, O. Shyshkov, O. Radyvonenko, and K. Bokhan, “Accelerating recurrent neural network training using sequence bucketing and multi-gpu data parallelization,” in *Data Stream Mining & Processing (DSMP)*, *IEEE First International Conference on*. IEEE, 2016, pp. 100–103.
- [34] W. Zaremba, I. Sutskever, and O. Vinyals, “Recurrent neural network regularization,” *arXiv preprint arXiv:1409.2329*, 2014.
- [35] J. L. Ba, J. R. Kiros, and G. E. Hinton, “Layer normalization,” *arXiv preprint arXiv:1607.06450*, 2016.
- [36] D. Kingma and J. Ba, “Adam: A method for stochastic optimization,” in *ICLR*, 2014.
- [37] M. Abadi, A. Agarwal, P. Barham, E. Brevdo, Z. Chen, C. Citro, G. S. Corrado, A. Davis, J. Dean, M. Devin, S. Ghemawat, I. Goodfellow, A. Harp, G. Irving, M. Isard, Y. Jia, R. Jozefowicz, L. Kaiser, M. Kudlur, J. Levenberg, D. Mané, R. Monga, S. Moore, D. Murray, C. Olah, M. Schuster, J. Shlens, B. Steiner, I. Sutskever, K. Talwar, P. Tucker, V. Vanhoucke, V. Vasudevan, F. Viégas, O. Vinyals, P. Warden, M. Wattenberg, M. Wicke, Y. Yu, and X. Zheng, “TensorFlow: Large-scale machine learning on heterogeneous systems,” 2015, software available from tensorflow.org. [Online]. Available: <https://www.tensorflow.org/>
- [38] H. Nam and B. Han, “Learning multi-domain convolutional neural networks for visual tracking,” in *CVPR*, 2016, pp. 4293–4302.
- [39] C. Sun, H. Lu, and M.-H. Yang, “Learning spatial-aware regressions for visual tracking,” *CVPR*, 2018.
- [40] A. Lukezic, T. Vojir, L. C. Zajc, J. Matas, and M. Kristan, “Discriminative correlation filter with channel and spatial reliability,” in *CVPR*, 2017, pp. 4847–4856.
- [41] Y. Song, C. Ma, L. Gong, J. Zhang, R. W. Lau, and M.-H. Yang, “Crest: Convolutional residual learning for visual tracking,” in *ICCV*. IEEE, 2017, pp. 2574–2583.
- [42] C. Huang, S. Lucey, and D. Ramanan, “Learning policies for adaptive tracking with deep feature cascades,” in *ICCV*, 2017, pp. 105–114.
- [43] E. Gundogdu and A. A. Alatan, “Good features to correlate for visual tracking,” *IEEE Transactions on Image Processing*, vol. 27, no. 5, pp. 2526–2540, 2018.



**Bi Li** received the B.Sc. degree from Huazhong University of Science and Technology (HUST), Wuhan, China, in 2014, and is currently a Ph.D. student at the media and communication lab, HUST, supervised by Prof. Wenyu Liu. His research interests include meta-learning, few-shot learning and object tracking.



**Wenxuan Xie** received the B.Sc. degree from Nanjing University, Nanjing, China, in 2010, and the Ph.D. degree from Peking University, Beijing, China, in 2015. He has been working as an associate researcher in Microsoft Research Asia since 2015. His research interests include computer vision and machine learning.



**Wenjun (Kevin) Zeng** (M’97-SM’03-F’12) is a Principal Research Manager and a member of the senior leadership team (SLT) of Microsoft Research Asia. He has been leading the video analytics research empowering the Microsoft Cognitive Services and Azure Media Analytics Services since 2014. He was with Univ. of Missouri (MU) from 2003 to 2016, most recently as a Full Professor. Prior to that, he had worked for PacketVideo Corp., Sharp Labs of America, Bell Labs, and Panasonic Technology. Wenjun has contributed significantly to the development of international standards (ISO MPEG, JPEG2000, and OMA). He received his B.E., M.S., and Ph.D. degrees from Tsinghua Univ., the Univ. of Notre Dame, and Princeton Univ., respectively. His current research interest includes mobile-cloud media computing, computer vision, social network/media analysis, and multimedia communications and security.

He was an Associate Editor-in-Chief of IEEE Multimedia Magazine, and was an AE of IEEE Trans. on Circuits & Systems for Video Technology (TCSVT), IEEE Trans. on Info. Forensics & Security, and IEEE Trans. on Multimedia (TMM). He was a Special Issue Guest Editor for the Proceedings of the IEEE, TMM, ACM TOMCCAP, TCSVT, and IEEE Communications Magazine. He was on the Steering Committee of IEEE Trans. on Mobile Computing and IEEE TMM. He served as the Steering Committee Chair of IEEE ICME in 2010 and 2011, and is serving or has served as the General Chair or TPC Chair for several IEEE conferences (e.g., ICME’2018, ICIP’2017). He was the recipient of several best paper awards. He is a Fellow of the IEEE.



**Wenyu Liu** (M’08-SM’15) received the B.S. degree in Computer Science from Tsinghua University, Beijing, China, in 1986, and the M.S. and Ph.D. degrees, both in Electronics and Information Engineering, from Huazhong University of Science & Technology (HUST), Wuhan, China, in 1991 and 2001, respectively. He is now a professor and associate dean of the School of Electronic Information and Communications, HUST. His current research areas include computer vision, multimedia, and machine learning. He is a senior member of IEEE.