

Mining frequent items in unstructured P2P networks

Massimo Cafaro^{a,*}, Italo Epicoco^a, Marco Pulimeno^a

^aUniversity of Salento, Lecce, Italy

Abstract

Large scale decentralized systems, such as P2P, sensor or IoT device networks are becoming increasingly common, and require robust protocols to address the challenges posed by the distribution of data and the large number of peers belonging to the network. In this paper, we deal with the problem of mining frequent items in unstructured P2P networks. This problem, of practical importance, has many useful applications. We design P2PSS, a fully decentralized, gossip-based protocol for frequent items discovery, leveraging the Space-Saving algorithm. We formally prove the correctness and theoretical error bound. Extensive experimental results clearly show that P2PSS provides very good accuracy and scalability. To the best of our knowledge, this is the first gossip-based distributed algorithm providing strong theoretical guarantees for both the Approximate Frequent Items Problem and for the frequency estimation of discovered frequent items.

Keywords: frequent items, unstructured P2P, gossip protocols.

1. Introduction

Large scale decentralized systems, such as P2P (Peer to Peer), sensor or IoT (Internet of Things) device networks are becoming increasingly common. As an example, P2P based systems underlie popular sharing platforms allowing data exchange among a large number of users. However, dissemination and delivery of valuable data and information is complicated by the distributed nature of the network. The lack of a central authority in charge of administration forces the need for fully decentralized protocols in which the peers interact and collaborate towards a common goal.

In the case of structured P2P networks, the underlying topology may be exploited in the design of a distributed protocol. However, for unstructured networks, the lack of a specific topology must be also taken into account. A possibility, commonly found in many protocols, is to impose a topology: these protocols rely on the construction of a spanning tree, which is then used for information dissemination. A popular alternative is the use of gossip-based communication mechanisms. Informally, a gossip-based protocol can be thought of as a sequence of rounds in which each peer randomly selects one or more peers, exchanges its local state information with the selected peers and updates its local state by using the received information.

Owing to the randomized choices made by the peers in each round of the distributed computation, it may appear somewhat surprising that gossip-based protocols can provide a fast and accurate solution to the problem of providing a consistent global view of the information locally stored at each peer.

In this paper, we deal with the problem of mining frequent items in unstructured P2P networks. Mining of frequent items (also known as heavy hitters) is a problem of fundamental importance, both from a theoretical and practical perspective, as witnessed by the considerable attention and recognition received, which led to a huge number of related publications. Different scientific communities refer to the problem as *market basket analysis* [2], *hot list analysis* [29] and *iceberg query* [26], [1].

Among the many possible applications, for instance, it may be of interest to determine frequently accessed files, frequent events such as network attacks and frequent queries globally across the whole network:

*Corresponding author

Email addresses: massimo.cafaro@unisalento.it (Massimo Cafaro), italo.epicoco@unisalento.it (Italo Epicoco), marco.pulimeno@unisalento.it (Marco Pulimeno)

- Popular products. The input may be the page views of products on Amazon yesterday; heavy hitters are then the most frequently viewed products;
- Popular search queries. The input may consist of all of the searches on Google yesterday; heavy hitters are then searches made most often;
- TCP flows. The input may be the data packets passing through a network switch, each annotated with a source-destination pair of IP addresses. The heavy hitters are then the flows that are sending the most traffic.

We recall here other applications, including network traffic analysis [20], [25], [42], analysis of web logs [12], Computational and theoretical Linguistics [28].

The problem can be solved by designating one of the peers as a central manager, and letting each peer communicate its local information to the manager peer. Once the whole dataset has been obtained, the manager peer solves the problem sequentially by scanning and processing as required the dataset, in order to aggregate the information. However, this kind of solution incurs considerable communication; besides, it may also be slower. Therefore, this kind of approach is not practical for large datasets, since in this case the central manager becomes a bottleneck.

The contributions of this work are the following ones: (i) we design P2PSS, a fully distributed and gossip-based protocol for frequent items discovery, leveraging the Space-Saving algorithm [39]; (ii) we formally prove the correctness and theoretical error bound of P2PSS; (iii) extensive experimental results clearly show that P2PSS provides very good accuracy and scalability.

This paper is organized as follows. We present in Section 2 preliminary definitions and concepts that shall be used in the rest of the manuscript. Next, we present our P2PSS algorithm in Section 3. We provide an in-depth theoretical analysis of the algorithm, formally proving its correctness and theoretical error bound, in Section 4. We present and discuss extensive experimental results in Section 5, and recall related work in Section 6. Finally, we draw our conclusions in Section 7.

2. Preliminary definitions

In this Section we introduce preliminary definitions and the notation used throughout the paper. Let n be the number of items in the input $\mathcal{N} = \{s_1, s_2, \dots, s_n\}$, and $\mathcal{U} = \{1, 2, \dots, m\}$ a universe set from which items are drawn. Therefore, $m = |\mathcal{U}|$ is an upper bound on the maximum number of distinct items in the input. In the sequel, we shall use the notation $[m]$ to denote the set $1, 2, \dots, m$.

Definition 1. Given an input \mathcal{N} consisting of n elements, the frequency of an item $i \in [m]$ is the number of occurrences of i in \mathcal{N} , that is, $f_i = |\{j \in [n] : s_j = i\}|$.

We denote by $\mathbf{f} = (f_1, \dots, f_m)$ the frequency vector, i.e. the vector whose i th entry is the frequency of item i . It is worth noting here that $\|\mathbf{f}\|_1$, which is the 1-norm of \mathbf{f} , is by definition the total number of occurrences of all of the items; for this particular setting of the problem, $\|\mathbf{f}\|_1 = n$ (in other settings the input may consist of pairs $\{(s_i, w_i)\}_{i=1,2,\dots,n}$ where each occurrence s_i is associated to a weight w_i ; the definition of frequency of an item changes accordingly).

Letting $0 < \phi < 1$ be a support threshold, we can define ϕ -frequent items as follows.

Definition 2. Given an input \mathcal{N} consisting of n elements, and a real value $0 < \phi < 1$, the ϕ -frequent items of \mathcal{N} are all those items whose frequency is above ϕn , i.e. the elements in the set $F = \{s \in [m] : f_s > \phi n\}$.

We are now ready to state the problem of finding the exact ϕ -frequent items of an input stream.

Problem 1. (*Exact Frequent Items Problem*) Given an input \mathcal{N} consisting of n elements and a value $0 < \phi < 1$, the *Exact Frequent Items Problem* requires finding the set $F = \{s \in [m] : f_s > \phi n\}$ of all the ϕ -frequent items.

Problem 1 is hard or not feasible with limited time and memory resources. In particular, it requires space linear in n . Therefore, we shall refer to an approximate version of the problem that accepts the presence of false positives, but can be solved with limited space.

Problem 2. (*Approximate Frequent Items Problem*) Given an input N consisting of n elements drawn from the universe $[m]$, a value $0 < \phi < 1$ and a value $0 < \epsilon < \phi$, the Approximate Frequent Items Problem consists in finding a set H , such that:

1. H contains all of the items s with frequency $f_s > \phi n$ (ϕ -frequent items);
2. H does not contain any item s such that $f_s \leq (\phi - \epsilon)n$.

A gossip-based protocol [21] is a synchronous distributed algorithm consisting of periodic rounds. In each of the rounds, a peer (or agent) randomly selects one or more of its neighbours, exchanges its local state with them and finally updates its local state. The information is disseminated through the network by using one of the following possible communication styles: (i) *push*, (ii) *pull* or (iii) *push-pull*. The main difference between push and pull is that in the former a peer randomly selects the peers to whom it wants to send its local state, whilst in the latter it randomly selects the peers from whom to receive the local state. Finally, in the hybrid push-pull communication style, a peer randomly selects the peers to send to and from whom to receive the local state. In this synchronous distributed model it is assumed that updating the local state of a peer is done in constant time, i.e., with $O(1)$ worst-case time complexity; moreover, the duration of a round is such that each peer can complete a push-pull communication within the round.

We are interested in a specific gossip-based protocol, which is called *distributed averaging*, and can be considered as a consensus protocol. We are given a network of peers described by an undirected graph $G = (V, E)$, where $V = \{1, \dots, p\}$ is the set of peers' identifiers, and E is the set of edges modelling the communication links between pairs of peers. We assume that peers and communication links do not fail, and that neither new peers can join the network nor existing peers can leave it (the so-called *churning* phenomenon). Therefore, the graph G describing the underlying network topology is not time-varying. However, it is worth noting here that our algorithm also works in time-varying graphs in which the network can change owing to failures and churning, even though proving this is out of the scope of this paper.

In *uniform gossiping*, a peer i can communicate with a randomly selected peer j . Instead, in our scenario the communication among the peers is restricted to neighbour peers i.e., two peers i and j are allowed to communicate if and only if the edge $(i, j) \in E$; we assume that communication links are bidirectional: the existence of the edge (i, j) implies the existence of the edge (j, i) . Initially, each peer i is provided with or computes a real number v_i ; the distributed averaging problem requires designing a distributed algorithm allowing each peer computing the average $v_{\text{avg}} = \frac{1}{p} \sum_{i=1}^p v_i$ by exchanging information only with its neighbours. Letting $v_i(r)$ be the peer i estimated value of v_{avg} at round r , a gossip interaction between peers i and j updates both peers' variables so that at round $r + 1$ it holds that $v_i(r + 1) = v_j(r + 1) = \frac{1}{2}(v_i(r) + v_j(r))$. Of course, for a peer i which is not gossiping at round r it holds that $v_i(r + 1) = v_i(r)$. It can be shown that distributed averaging converges exponentially fast to the target value v_{avg} . In general, a peer is allowed to gossip with at most one peer at a time. In our algorithm, we allow each peer the possibility of gossiping with a predefined number of neighbours. We call *fan-out fo* of peer i the number of its neighbours with which it communicates in each round; therefore, $1 \leq fo \leq |\{j : (i, j) \in E\}|$. Therefore, we explicitly allow two or more pairs of peers gossiping at the same time, with the constraint that the pairs have no peer in common. We formalize this notion in the following definition.

Definition 3. Two gossip pairs of peers (i, j) and (x, y) are *noninteracting* if neither i nor j equals either x or y .

In our algorithm multiple noninteracting pairs of allowable gossips may occur simultaneously. Noninteractivity is required in order to preserve and guarantee correctness of the results; in the literature noninteractivity is also called *atomic* push-pull communication: given two peers i and j , if peer i sends a push message to j , then peer i can not receive in the same round any intervening push message from any other peer k before receiving the pull message from j corresponding to its initial push message.

It is worth noting here that our algorithm do not require explicitly assigning identifiers to the peers, and we do so only for convenience, in order to simplify the analysis; however, we do assume that each peer can distinguish its neighbours.

3. The P2PSS algorithm

The main idea of our P2PSS algorithm is to let each peer determine its local frequent items by processing its local stream of data (or, alternatively, its local dataset) with the Space-Saving algorithm. Then, the peers engage

in a gossip-based distributed averaging protocol, exchanging their local state which consists of the Space-Saving stream summary data structure obtained after processing the input stream, and two estimates related respectively to the number of items in the union of the local streams and to the number of peers in the network.

P2PSS is shown as pseudo-code in Algorithm 1. It consists of several procedures. The `INITIALIZATION` procedure requires the following parameters: l , the peer's identifier; \mathcal{N}_l , the local dataset to be processed by peer l ; C , the convergence factor (whose role shall be explained in Section 4.1); k , the number of counters to be used for the Space-Saving stream summary data structure; R , the number of rounds to be performed by the distributed algorithm; p^* , an estimate of the number of peers in the network (we only require $p^* \geq p$); ϕ , the threshold to be used to determine the frequent items; ϵ , the error tolerance and $0 < \delta < 1$, the probability of failure of the algorithm. Each peer l initializes a Space-Saving stream summary data structure with k counters, sets the current round r to zero and its estimate $\tilde{n}_{r,l}$ of the average number of items over all of the peers to the number of items in its local dataset. The variable $\tilde{n}_{r,l}$ is therefore an estimate for the quantity $\bar{n} = \frac{1}{p} \sum_{l=1}^p |\mathcal{N}_l|$. Then, the peer whose identifier is 1 sets $\tilde{q}_{r,l}$ to 1 and all of the other peers sets this value to zero. The variable $\tilde{q}_{r,l}$ is used to estimate the number p of peers by using the distributed averaging protocol: indeed, upon convergence this value approaches with high probability $1/p$. Next, each peer processes its local dataset \mathcal{N}_l by using the Space-Saving algorithm, obtaining as a result the stream summary $\mathcal{S}_{r,l}$ containing its local frequent items. It is worth noting here that \mathcal{N}_l need not be a local dataset: it can be a stream and, as such, its items may be processed one at a time in a streaming fashion, without requiring explicitly local storage. The peer local state is a tuple $state_{r,l}$ consisting of the peer's local summary $\mathcal{S}_{r,l}$, and the estimates $\tilde{n}_{r,l}$ and $\tilde{q}_{r,l}$.

The `GOSSIP` procedure lasts for R rounds. During each round a peer increments r , the current round, selects fo (the fan-out) neighbours uniformly at random and sends to each of them its local state in a message of type *push*. Upon receiving a message, each peer executes the `ON_RECEIVE` procedure. From the message, the peer extracts the message's type, sender and state sent. A message is processed accordingly to its type as follows. A push message is handled in two steps. In the first one, the peer updates its local state by using the state received; this is done by invoking the `UPDATE` procedure that we shall describe later. In the second one, the peer sends back to the sender, in a message of type *pull*, its updated local state. A pull message is handled by a peer setting its local state equal to the state received.

The `UPDATE` procedure, shown in pseudo-code as Algorithm 2, works as follows: the two local summaries of peers i and j are merged by invoking the `MERGE` procedure that we shall describe in detail in Section 4.2, producing the stream summary \mathcal{S} ; since we want to implement a distributed averaging protocol, we scan the counters of the stream summary \mathcal{S} , and for each counter c we update its frequency $c.f$ dividing it by 2; finally, we compute as required by the averaging protocol the estimates \tilde{n} and \tilde{q} and return the updated state just computed.

Here we briefly recap how merging works: for each item belonging to both the local summaries of peers i and j , we insert the item in the output stream summary with an estimated frequency equal to the sum of its estimated frequencies in the two input summaries. If an item belongs to just one of the summaries, its estimated frequency in the output stream summary is equal instead to the sum of its estimated frequency and the minimum estimated frequency in the other summary. Finally, if the output stream summary contains more than k counters (the output summary may contain at most $2k$ items; this happens when all of the items in both summaries are distinct), we prune the summary and return as output summary only the first k items with the greatest estimated frequencies, otherwise we return the output summary as is.

Finally, the user can issue a `QUERY` procedure to an arbitrary peer to retrieve the frequent items determined by our algorithm. This is done by computing t , a threshold that determines whether an item is a candidate frequent or not, and $\tilde{p}_{r,l}$, the estimate of p . Note that t is defined in terms of ϵ^* , whose meaning shall be explained in the Section devoted to the theoretical analysis of the algorithm. Then, we initialize H to an empty set and scan each of the counters in the local stream summary $\mathcal{S}_{r,l}$, checking whether the frequency $c.f$ of the item $c.i$ stored in the counter c is greater than the threshold t or not. For each item which is determined to be candidate frequent, we add the tuple $(c.i, c.f \times \tilde{p}_{r,l})$ to H and finally we return H .

4. Theoretical analysis

Before proceeding with our analysis, we need to recall the results by Jelasity et al. in [31] on which we rely for our discussion. Jelasity et al. in the cited paper propose a gossip-based algorithm for computing the average value of numbers held by the nodes of a network. They show that the algorithm converges to the true average value and give

Algorithm 1 P2PSS: P2P Space-Saving

```
1: procedure INITIALIZATION( $l, \mathcal{N}_l, C, k, R, f, p^*, \phi, \epsilon, \delta$ ) ▷ initialization of node  $l$ 
2:    $r \leftarrow 0$ 
3:    $\tilde{n}_{r,l} \leftarrow |\mathcal{N}_l|$ 
4:   if  $l == 1$  then
5:      $\tilde{q}_{r,l} \leftarrow 1$ 
6:   else
7:      $\tilde{q}_{r,l} \leftarrow 0$ 
8:   end if
9:    $\mathcal{S}_{r,l} \leftarrow \text{SPACEAVING}(\mathcal{N}_l, k)$ 
10:   $state_{r,l} \leftarrow (\mathcal{S}_{r,l}, \tilde{n}_{r,l}, \tilde{q}_{r,l})$ 
11: end procedure
12: procedure GOSSIP
13:   for  $r = 0$  to  $R$  do
14:      $neighbours \leftarrow$  select  $fo$  random neighbours
15:     for each  $i \in neighbours$  do
16:       SEND( $push, i, state_{r,l}$ )
17:     end for
18:   end for
19: end procedure
20: procedure ON_RECEIVE( $msg$ )
21:    $type \leftarrow msg.type$ 
22:    $j \leftarrow msg.sender$ 
23:    $state \leftarrow msg.state$ 
24:   if  $type == push$  then
25:      $state_{r+1,l} \leftarrow \text{UPDATE}(state, state_{r,l})$ 
26:     SEND( $pull, j, state_{r+1,l}$ )
27:   end if
28:   if  $type == pull$  then
29:      $state_{r+1,l} \leftarrow state$ 
30:   end if
31: end procedure
32: procedure QUERY
33:    $(\mathcal{S}_{r,l}, \tilde{n}_{r,l}, \tilde{q}_{r,l}) \leftarrow state_{r,l}$ 
34:    $\epsilon^* \leftarrow p^* \times \sqrt{\frac{Cr}{\delta}}$ 
35:    $t \leftarrow \phi \tilde{n}_{r,l} \frac{1-\epsilon^*}{1+\epsilon^*}$ 
36:    $\tilde{p}_{r,l} \leftarrow 1/\tilde{q}_{r,l}$ 
37:    $H \leftarrow \emptyset$ 
38:   for each counter  $c \in \mathcal{S}_{r,l}$  do
39:     if  $c.f > t$  then
40:        $H \leftarrow H \cup (c.i, c.f \times \tilde{p}_{r,l})$ 
41:     end if
42:   end for
43:   return  $H$ 
44: end procedure
```

Algorithm 2 UPDATE: Update procedure

```
1: procedure UPDATE( $state_i, state_j$ )
2:    $(\mathcal{S}_i, \tilde{n}_i, \tilde{q}_i) \leftarrow state_i$ 
3:    $(\mathcal{S}_j, \tilde{n}_j, \tilde{q}_j) \leftarrow state_j$ 
4:    $\mathcal{S} \leftarrow \text{MERGE}(\mathcal{S}_i, \mathcal{S}_j)$ 
5:   for each counter  $c \in \mathcal{S}$  do
6:      $c.f \leftarrow \frac{c.f}{2}$ 
7:   end for
8:    $\tilde{n} \leftarrow \frac{\tilde{n}_i + \tilde{n}_j}{2}$ 
9:    $\tilde{q} \leftarrow \frac{\tilde{q}_i + \tilde{q}_j}{2}$ 
10:   $state \leftarrow (\mathcal{S}, \tilde{n}, \tilde{q})$ 
11:  return  $state$ 
12: end procedure
```

an estimation of its convergence factor. Their reasoning is based on a centralized algorithm operating globally on the distributed state of the system that allows simplifying the theoretical analysis by conveniently simulating the gossip-based distributed version of the algorithm. Even though the analysis of [31] relies on uniform gossiping (i.e., the underlying topology is described by a complete graph), there is no significant difference between the performance of randomized gossiping in complete graphs and sparse random graphs [22] [27] (this has been experimentally verified by Jelasity et al.). Therefore, in this Section we shall follow the Jelasity et al. strategy and show that P2PSS also converges and correctly solves the Approximate Frequent Items Problem.

4.1. Jelasity's averaging algorithm

The centralized algorithm used by Jelasity et al. is reported here as Algorithm 3, with the name AVG. It takes a vector w_r of length p , representing the state of the nodes after the r th round (p is the number of nodes in the network and each component of the vector is a value held by a node) and produces a new vector $w_{r+1} = \text{AVG}(w_r)$ of the same length, representing the state of the system after one more round of gossip. At each elementary step of AVG two nodes selected by GETPAIR update their state so that the vector w_r becomes:

$$w'_r = (w_{r,1}, w_{r,2}, \dots, \frac{w_{r,i} + w_{r,j}}{2}, \dots, \frac{w_{r,i} + w_{r,j}}{2}, \dots, w_{r,p}). \quad (1)$$

After p elementary steps AVG returns the vector w_{r+1} . Through a proper implementation of the function GETPAIR, this algorithm can reproduce the behavior of the distributed gossip-based averaging algorithm introduced by Jelasity et al., each call to AVG corresponding to a round of that algorithm.

Algorithm 3 AVG: global averaging algorithms

Require: $w_r = (w_{r,1}, w_{r,2}, \dots, w_{r,p})$: vector of values held by peers, p : the number of peers

```
1:  $l \leftarrow 0$ 
2: while  $l < p$  do
3:    $(i, j) \leftarrow \text{GETPAIR}()$ 
4:    $w_{r,i} \leftarrow w_{r,j} \leftarrow \frac{w_{r,i} + w_{r,j}}{2}$ 
5:    $l \leftarrow l + 1$ 
6: end while
7: return  $w_r$  as  $w_{r+1}$ 
```

We refer the interested reader to [31] for all of the details. Here, we only recall the results essential for our purposes. The averaging protocol proposed by Jelasity et al. and its centralized equivalent can be seen as variance reduction algorithms. Consider a variance measure σ_r^2 defined as:

$$\sigma_r^2 = \frac{1}{p-1} \sum_{l=1}^p (w_{r,l} - \bar{w})^2, \quad (2)$$

6

where $w_{r,l}$ is the value held by peer l after r rounds of the gossip algorithm and $\bar{w} = \frac{1}{p} \sum_{l=1}^p w_{0,l}$ is the mean of the initial values held by the peers. The authors in [31] state that, if ψ_k is a random variable denoting the number of times a node k is chosen as a member of the pair of nodes exchanging their states during a round of the protocol, and each pair of values $w_{r,i}$ and $w_{r,j}$ selected by each call to GETPAIR are uncorrelated, then the following theorem holds.

Theorem 1. [31] *If GETPAIR has the following properties:*

1. *the random variables ψ_1, \dots, ψ_p are identically distributed (let ψ denotes a random variable with this common distribution),*
2. *after (i, j) is returned by GETPAIR, the number of times i and j shall be selected by the remaining calls to GETPAIR have identical distributions,*

then we have:

$$\mathbb{E}[\sigma_{r+1}^2] \approx \mathbb{E}[2^{-\psi}] \mathbb{E}[\sigma_r^2]. \quad (3)$$

The random variable ψ only depends on the particular implementation of GETPAIR. From eq. (3), the convergence factor is defined as:

$$\frac{\mathbb{E}[\sigma_{r+1}^2]}{\mathbb{E}[\sigma_r^2]} = \mathbb{E}[2^{-\psi}]; \quad (4)$$

Therefore, the convergence factor depends on ψ and, as a consequence, on the pair selection method. Jelasy et al. compute the convergence factor for different implementations of the pair selection method, but we are only interested in the one which allows simulating the distributed gossip-based averaging protocol, which they call GETPAIR_DISTR. This method consists in drawing a random permutation of the nodes and then, for each node in that permutation, choosing another random node in order to form a pair. For this selection method, the convergence factor is $C = \mathbb{E}[2^{-\psi}] = 1/(2\sqrt{e})$.

We now derive from Theorem 1 the following proposition.

Proposition 2. *Let δ be a user-defined probability, $w_{r,l}$ the value held by peer l after r rounds of the averaging protocol, p the number of peers participating in the protocol, $C = \mathbb{E}[2^{-\psi}] = 1/(2\sqrt{e})$ the convergence factor and \bar{w} the mean of the initial vector of values \mathbf{w}_0 , i.e. $\bar{w} = 1/p \sum_{l=1}^p w_{0,l}$. Then, with probability $1 - \delta$ it holds that, for any peer l :*

$$|w_{r,l} - \bar{w}| < \sqrt{(p-1)\sigma_0^2} \sqrt{\frac{C^r}{\delta}} \quad (5)$$

Proof. From eq. (3) it follows that:

$$\mathbb{E}[\sigma_r^2] = \mathbb{E}[2^{-\psi}]^r \sigma_0^2; \quad (6)$$

where σ_0^2 depends on the distribution of the initial numbers among the peers. Through the Markov inequality, we have that:

$$\mathbb{P}[\sigma_r^2 \geq \frac{\mathbb{E}[\sigma_r^2]}{\delta}] \leq \delta; \quad (7)$$

or

$$\mathbb{P}[\sigma_r^2 < \frac{\mathbb{E}[\sigma_r^2]}{\delta}] \geq 1 - \delta. \quad (8)$$

Considering eqs. (2) and (6), it holds that:

$$\mathbb{P}[\sum_{l=1}^p (w_{r,l} - \bar{w})^2 < (p-1) \frac{C^r \sigma_0^2}{\delta}] \geq 1 - \delta. \quad (9)$$

As a consequence, with probability at least $1 - \delta$:

$$\max_{l \in [p]} (w_{r,l} - \bar{w})^2 \leq \sum_{l=1}^p (w_{r,l} - \bar{w})^2 < (p-1) \frac{C^r \sigma_0^2}{\delta}, \quad (10)$$

which implies:

$$\max_{l \in [p]} |w_{r,l} - \bar{w}| < \sqrt{(p-1)\sigma_0^2} \sqrt{\frac{C^r}{\delta}}. \quad (11)$$

This proves the proposition. \square

Eq. (5) gives an upper bound on the error made by any peer in estimating the value \bar{w} after r rounds of the Jelasity's averaging algorithm. This bound is probabilistic and it is valid with probability greater than or equal to $1 - \delta$.

4.2. Merging of Space-Saving summaries

P2PSS follows the same structure of the gossip-based averaging protocol by Jelasity et al., but it is based on the procedure introduced by Cafaro et al. in [9] in order to merge Space-Saving summaries. We recap this procedure in Algorithm 4 and its properties in the following. We shall use multisets to represent both the input streams and the corresponding summaries.

Definition 4. A multiset $\mathcal{N} = (N, f_{\mathcal{N}})$ is a pair where N is some set, called the underlying set of elements, and $f_{\mathcal{N}} : N \rightarrow \mathbb{N}$ is a function. The generalized indicator function of \mathcal{N} is

$$I_{\mathcal{N}}(x) := \begin{cases} f_{\mathcal{N}}(x) & x \in N, \\ 0 & x \notin N, \end{cases} \quad (12)$$

where the integer-valued function $f_{\mathcal{N}}$, for each $x \in N$, provides its *frequency* (or multiplicity), i.e., the number of occurrences of x in \mathcal{N} . The cardinality of \mathcal{N} is expressed by

$$|\mathcal{N}| := \text{Card}(\mathcal{N}) = \sum_{x \in N} I_{\mathcal{N}}(x), \quad (13)$$

whilst the cardinality of the underlying set N is

$$|N| := \text{Card}(N) = \sum_{x \in N} 1. \quad (14)$$

A multiset, or bag, is defined by a proper set (the support set) and a multiplicity function: it is a set where elements can be repeated, i.e., an element in a multiset can have multiplicity greater than one.

Let $\mathcal{U} = [d]$ be the universe from which the items in input are drawn and let $\mathcal{N}_1 = (N_1, f_{\mathcal{N}_1})$ and $\mathcal{N}_2 = (N_2, f_{\mathcal{N}_2})$ be two input multisets, where $N_i \subseteq \mathcal{U}$ for $i = 1, 2$. Furthermore, let $\mathcal{S}_1 = (\Sigma_1, \hat{f}_{\mathcal{S}_1})$ and $\mathcal{S}_2 = (\Sigma_2, \hat{f}_{\mathcal{S}_2})$ be two Space-Saving summaries with at most k distinct items, corresponding respectively to \mathcal{N}_1 and \mathcal{N}_2 . Let \oplus_k be the merge operation described in [9] and shown in pseudo-code as Algorithm 4, where subscript k indicates the maximum number of distinct items in each involved summary. Then, the summary $\mathcal{S}_M = \mathcal{S}_1 \oplus_k \mathcal{S}_2$ is a summary for $\mathcal{N} = \mathcal{N}_1 \uplus \mathcal{N}_2$ with at most k distinct items that continues to guarantee the same bounds on size and error of the original summaries. In particular, the following relations hold, for each item $e \in N$, being $\hat{f}_{\mathcal{S}_M}^{\min}$ the minimum frequency in \mathcal{S}_M and $\hat{f}_{\mathcal{S}_M}^{\min} = 0$ when $|\Sigma_M| < k$.

$$|\mathcal{S}_M| \leq |\mathcal{N}|, \quad (15)$$

$$\hat{f}_{\mathcal{S}_M}(e) - \hat{f}_{\mathcal{S}_M}^{\min} \leq f_{\mathcal{N}}(e) \leq \hat{f}_{\mathcal{S}_M}(e), \quad e \in \Sigma_M, \quad (16)$$

$$f_{\mathcal{N}}(e) \leq \hat{f}_{\mathcal{S}_M}^{\min}, \quad e \notin \Sigma_M, \quad (17)$$

Algorithm 4 Merge

Require: $\mathcal{S}_1, \mathcal{S}_2$: vector representing summaries of k counters ordered by item's frequency; k , number of counters in each summary;

$m_1 \leftarrow \mathcal{S}_1[0].\hat{f}$ ▷ minimum of all of the frequencies in \mathcal{S}_1

$m_2 \leftarrow \mathcal{S}_2[0].\hat{f}$ ▷ minimum of all of the frequencies in \mathcal{S}_2

$\mathcal{S}_M \leftarrow \emptyset$

for each counter $\mathcal{S}_1[j]$ in \mathcal{S}_1 **do**

$new_counter.i \leftarrow \mathcal{S}_1[j].i$

$counter_{\mathcal{S}_2} \leftarrow \mathcal{S}_2.FIND(\mathcal{S}_1[j].i)$

if $counter_{\mathcal{S}_2}$ **then**

$new_counter.\hat{f} \leftarrow \mathcal{S}_1[j].\hat{f} + counter_{\mathcal{S}_2}.\hat{f}$

$\mathcal{S}_2.REMOVE(counter_{\mathcal{S}_2})$

else

$new_counter.\hat{f} \leftarrow \mathcal{S}_1[j].\hat{f} + m_2$

end if

$\mathcal{S}_M.PUT(new_counter)$

end for

for each counter $\mathcal{S}_2[j]$ in \mathcal{S}_2 **do**

$new_counter.i \leftarrow \mathcal{S}_2[j].i$

$new_counter.\hat{f} \leftarrow \mathcal{S}_2[j].\hat{f} + m_1$

$\mathcal{S}_M.PUT(new_counter)$

end for

$\mathcal{S}_M.PRUNE(k)$ ▷ Select k counters with the greatest frequencies and delete the others

return \mathcal{S}_M

$$\hat{f}_{\mathcal{S}_M}^{min} \leq \left\lfloor \frac{|\mathcal{M}|}{k} \right\rfloor. \quad (18)$$

The properties in eqs. (15)–(18) guarantee that if \mathcal{S}_1 and \mathcal{S}_2 respect the same properties (and it has been proven that Space-Saving summaries do), then \mathcal{S}_M shall contain all of the ϕ -frequent items of \mathcal{N} with $\phi > 1/k$ and solve the Approximate Frequent Items Problem with tolerance $\epsilon = 1/k$.

4.3. Convergence of P2PSS

Let \mathcal{M} be the class of all the multisets with support set included in \mathcal{U} . Let us introduce the operation $\mathcal{O}_d : \mathcal{M} \rightarrow \mathcal{M}$, so that $\mathcal{O}_d(\mathcal{N}) = (\mathcal{N}, f_{\mathcal{N}}/d)$, i.e, the multiset $\mathcal{O}_d(\mathcal{N})$ has the same support set of \mathcal{N} , but each element has a fraction $1/d$ of the multiplicity it has in \mathcal{N} , where we explicitly allow for fractional multiplicities. We have that $\biguplus_{i=1}^d \mathcal{O}_d(\mathcal{N}) = \mathcal{O}_1(\mathcal{O}_d(\mathcal{N})) = \mathcal{N}$ and it is immediate to see that if \mathcal{S} is a summary for \mathcal{N} , then $\mathcal{O}_d(\mathcal{S})$ is a summary for $\mathcal{O}_d(\mathcal{N})$. In fact, if we divide by d all of the terms in eqs. (15)–(18), the same relations continue to hold. Furthermore, it holds that $\biguplus_{i=1}^d \mathcal{O}_d(\mathcal{S}) = \mathcal{O}_1(\mathcal{O}_d(\mathcal{S})) = \mathcal{S}$.

Algorithm 5, called AVG-MERGE, is a simplified global version of the distributed P2PSS algorithm, in the same way Algorithm 3 is a centralized algorithm that simulates the distributed averaging protocol by Jelasity et al. AVG-MERGE with the selection method GETPAIR_DISTR operates on the global state of the network by simulating the distributed P2PSS protocol and allowing us to simplify its theoretical analysis.

Algorithm 5 is similar to Algorithm 3, but it operates on multisets rather than single values. Initially, each peer computes a local summary on its input stream, through the execution of Space-Saving with k counters, then the distributed protocol starts. The initial distributed state of the system can be represented by the vector of the local summaries $\mathcal{S}_0 = (\mathcal{S}_{0,1}, \mathcal{S}_{0,2}, \dots, \mathcal{S}_{0,p})$, where p is the number of peers participating in the protocol. Another vector is naturally associated to \mathcal{S}_0 : the vector of the local input streams $\mathcal{N}_0 = (\mathcal{N}_{0,1}, \mathcal{N}_{0,2}, \dots, \mathcal{N}_{0,p})$. We have that $\biguplus_{l=1}^p \mathcal{N}_{0,l} = \mathcal{N}$, where we denote by \mathcal{N} the global input stream.

Algorithm 5 AVG-MERGE: global Space-Saving summaries average merging

Require: $\mathcal{S}_r = (\mathcal{S}_{r,1}, \mathcal{S}_{r,2}, \dots, \mathcal{S}_{r,p})$: a vector of Space-Saving summaries, k : the maximum number of distinct items in each summary, p : the number of peers

$l \leftarrow 0$

while $l < p$ **do**

$(i, j) \leftarrow \text{GETPAIR}()$

$\mathcal{S}_{r,i} \leftarrow \mathcal{S}_{r,j} \leftarrow \mathcal{O}_2(\mathcal{S}_{r,i} \oplus_k \mathcal{S}_{r,j})$

$l \leftarrow l + 1$

end while

return \mathcal{S}_r as \mathcal{S}_{r+1}

Each call to AVG-MERGE corresponds to a round of P2PSS. It modifies \mathcal{S}_r , the vector of the summaries held by the peers at the end of round r , producing the vector \mathcal{S}_{r+1} . Furthermore, implicitly also \mathcal{N}_r , the vector of local input streams to which the summaries refer, changes to \mathcal{N}_{r+1} . In fact, let \mathcal{S}_r and \mathcal{N}_r be the vectors of the summaries owned by each peer and the corresponding partitions of the input stream \mathcal{N} after the r th round. Then, after each iteration of the main loop of AVG-MERGE, letting (i, j) be the pair of communicating peers, i.e. the pair selected by GETPAIR, the vector of summaries becomes:

$$\mathcal{S}'_r = (\mathcal{S}_{r,1}, \mathcal{S}_{r,2}, \dots, \mathcal{O}_2(\mathcal{S}_{r,i} \oplus_k \mathcal{S}_{r,j}), \dots, \mathcal{O}_2(\mathcal{S}_{r,i} \oplus_k \mathcal{S}_{r,j}), \dots, \mathcal{S}_{r,p}), \quad (19)$$

and the corresponding vector of partitions of the input stream shall change to:

$$\mathcal{N}'_r = (\mathcal{N}_{r,1}, \mathcal{N}_{r,2}, \dots, \mathcal{O}_2(\mathcal{N}_{r,i} \uplus \mathcal{N}_{r,j}), \dots, \mathcal{O}_2(\mathcal{N}_{r,i} \uplus \mathcal{N}_{r,j}), \dots, \mathcal{N}_{r,p}). \quad (20)$$

From what we said on the operations \oplus and \mathcal{O} , after each elementary iteration of AVG-MERGE, two invariants hold:

1. each peer l owns a summary $\mathcal{S}_{r,l}$ which is a correct Space-Saving summary for the portion of input stream $\mathcal{N}_{r,l}$;
2. $\uplus_{l=1}^p \mathcal{N}_{r,l} = \mathcal{N}$.

These invariants remain true after each iteration of the main loop of AVG-MERGE and, consequently, after each call to AVG-MERGE, that is after each round of the P2PSS distributed protocol, when we derive from the vectors \mathcal{S}_r and \mathcal{N}_r , the new vectors \mathcal{S}_{r+1} and \mathcal{N}_{r+1} .

We can state that, for $r \rightarrow \infty$, the two vectors \mathcal{S}_r and \mathcal{N}_r converge respectively to:

$$\mathcal{S}_\infty = (\mathcal{S}_{\text{avg}}, \mathcal{S}_{\text{avg}}, \dots, \mathcal{S}_{\text{avg}}) \quad (21)$$

and

$$\mathcal{N}_\infty = (\mathcal{N}_{\text{avg}}, \mathcal{N}_{\text{avg}}, \dots, \mathcal{N}_{\text{avg}}), \quad (22)$$

where $\mathcal{N}_{\text{avg}} = \mathcal{O}_p(\mathcal{N})$ and \mathcal{S}_{avg} is a correct summary of \mathcal{N}_{avg} .

This means that all of the peers converge to a summary of $\mathcal{O}_p(\mathcal{N})$, from which, for the properties of the operations \oplus and \mathcal{O} , a correct summary for \mathcal{N} can be derived by computing $\mathcal{O}_{\frac{1}{p}}(\mathcal{S}_{\text{avg}})$ (we actually need to know the number of peers, which is not always the case, but we shall see in the following how we can estimate p), i.e. P2PSS converges.

Thanks to the invariants discussed above, in order to prove the convergence of the summaries to \mathcal{S}_{avg} , it's enough to verify that the local input streams implicitly induced by the algorithm converge to \mathcal{N}_{avg} .

We can represent each initial local input stream $\mathcal{N}_{0,l}$ for $l = 1, 2, \dots, p$, as the frequencies' vector of the items in that stream, $\tilde{\mathbf{f}}_{0,l} = (\tilde{f}_{0,l,1}, \tilde{f}_{0,l,2}, \dots, \tilde{f}_{0,l,d})$. Each value $\tilde{f}_{0,l,i}$ corresponds to the frequency that item i has in the initial local stream held by peer l . In this representation the operator \mathcal{O}_p on a multiset translates to a multiplication of the frequencies' vector corresponding to that multiset by the scalar $1/p$.

Now, the implicit transformation that the local streams of the selected peers, i and j , undergo at each elementary iteration of AVG-MERGE, i.e., eq. (20), can be rewritten as:

$$\tilde{\mathbf{F}}'_r = (\tilde{\mathbf{f}}_{r,1}, \tilde{\mathbf{f}}_{r,2}, \dots, \frac{1}{2}(\tilde{\mathbf{f}}_{r,i} + \tilde{\mathbf{f}}_{r,j}), \dots, \frac{1}{2}(\tilde{\mathbf{f}}_{r,i} + \tilde{\mathbf{f}}_{r,j}), \dots, \tilde{\mathbf{f}}_{r,p}), \quad (23)$$

where $\tilde{\mathbf{F}}_r$ is a matrix whose columns are the peers' vectors of frequencies after r rounds, i.e. each $\tilde{\mathbf{f}}_{r,l}$ is the frequencies' vector corresponding to the multiset $\mathcal{N}_{r,l}$. This matrix corresponds to the vector of multisets \mathcal{N}_r in eq. (20).

Eventually, it can be recognized in eq. (23) the elementary step of the Jelasity's protocol applied in parallel to each one of the components of the frequencies' vectors of peers i and j . We already know that the Jelasity's averaging protocol converges to the average of the values initially owned by the peers. Thus, for $r \rightarrow \infty$, $\tilde{\mathbf{F}}_r$ converges to:

$$\tilde{\mathbf{F}}_\infty = (\mathbf{f}_{\text{avg}}, \mathbf{f}_{\text{avg}}, \dots, \mathbf{f}_{\text{avg}}) \quad (24)$$

where \mathbf{f}_{avg} is:

$$\mathbf{f}_{\text{avg}} = (\bar{f}_1, \bar{f}_2, \dots, \bar{f}_d), \quad (25)$$

with $\bar{f}_i = \frac{1}{p} \sum_{l=1}^p \tilde{f}_{0,l,i}$, for $i = 1, 2, \dots, d$ which is the representation as frequencies' vector of the multiset \mathcal{N}_{avg} in eq. (22), proving the convergence.

4.4. Estimating the number of peers

As shown in the previous paragraph we need to estimate p , the number of peers participating in the protocol, in order to estimate the global frequencies of the items included in the final summary of a peer.

We can do that executing in parallel with P2PSS an instance of the Jelasity's averaging protocol with initial values equal to 0, except for one peer which is assigned the value 1. In this way, the average of the values initially held by the peers is $1/p$ and we can estimate it with an error which depends on the number of rounds executed. We now analyze this error and its bound.

According to eq. (2), we have that $\sigma_0^2 = 1/p$. Let $\tilde{p}_{r,l}$ be the estimation of the number of peers p at round r by the peer l , and $\tilde{q}_{r,l} = 1/\tilde{p}_{r,l}$. From eq. (5), it holds that, with probability $1 - \delta$:

$$\left| \tilde{q}_{r,l} - \frac{1}{p} \right| < \sqrt{\frac{p-1}{p}} \sqrt{\frac{C^r}{\delta}} < \sqrt{\frac{C^r}{\delta}} \quad (26)$$

Setting $\bar{\epsilon} = \sqrt{\frac{C^r}{\delta}}$, we have that:

$$\frac{1}{p} - \bar{\epsilon} < \tilde{q}_{r,l} < \frac{1}{p} + \bar{\epsilon} \quad (27)$$

Assuming the constraint $\bar{\epsilon} < 1/p$, all of the members of the previous relation are positive, hence it holds that:

$$\frac{p}{1 + p\bar{\epsilon}} < \tilde{p}_{r,l} < \frac{p}{1 - p\bar{\epsilon}} \quad (28)$$

The problem with eq. (28) is that the estimation error bounds depend on p , but we may not know p in advance. To overcome this problem, we introduce the value $p^* \geq p$, that is an estimate of the maximum number of peers we expect in the network, and we compute new bounds based on this value. Under the constraint $p^* \geq p$, we can be confident on the new computed bounds, though they may be weaker.

Let us set $\epsilon^* = p^*\bar{\epsilon}$. Given the constraint on $\bar{\epsilon}$, it holds that $0 < \epsilon^* < 1$, and, with probability $1 - \delta$, for any peer $l = 1, 2, \dots, p$:

$$\frac{p}{1 + \epsilon^*} < \tilde{p}_{r,l} < \frac{p}{1 - \epsilon^*} \quad (29)$$

4.5. Gossip-based approximation

In the discussion on the convergence of P2PSS, we have seen that, at round r and for a peer l , the summary $\mathcal{S}_{r,l}$ held by that peer implicitly refers to a stream represented by the multiset $\mathcal{N}_{r,l}$, or the frequencies' vector $\tilde{\mathbf{f}}_{r,l}$. Thus, the eqs. (15)–(18) are valid for $\mathcal{S}_{r,l}$ with reference to $\mathcal{N}_{r,l}$. As a consequence, we need to compute how far the frequencies of items in $\mathbf{f}_{r,l}$ are from those in \mathbf{f}_{avg} , that is the vector of true average frequencies.

For what we said in the previous paragraph we can do that by referring to the Jelasity's protocol and eq. (5). Let us denote by f_i the global frequency of item i and let $\tilde{f}_{r,l,i}$ be the estimation of the average frequency of that item, i.e. f_i/p by peer l , after round r . According to eq. (5), with probability $1 - \delta$ for any peer $l \in [p]$ and any item $i \in [d]$:

$$\left| \tilde{f}_{r,l,i} - \frac{f_i}{p} \right| < \sqrt{(p-1)\sigma_0^2} \sqrt{\frac{C^r}{\delta}} \quad (30)$$

The initial distribution σ_0^2 of the local frequencies of the chosen item over the peers is not known in advance, but the worst case happens when only one peer has the whole quantity f_i and the other $p - 1$ peers hold the value 0. In this case, it follows that $\sigma_0^2 \leq f_i^2/p$, and hence, with probability $1 - \delta$:

$$\left| \tilde{f}_{r,l,i} - \frac{f_i}{p} \right| < f_i \sqrt{\frac{p-1}{p}} \sqrt{\frac{C^r}{\delta}} < f_i \sqrt{\frac{C^r}{\delta}}. \quad (31)$$

Considering the definition of $\bar{\epsilon}$ and ϵ^* , it holds that:

$$\frac{f_i}{p} - f_i \bar{\epsilon} < \tilde{f}_{r,l,i} < \frac{f_i}{p} + f_i \bar{\epsilon} \quad (32)$$

that is:

$$\frac{f_i}{p}(1 - \epsilon^*) < \tilde{f}_{r,l,i} < \frac{f_i}{p}(1 + \epsilon^*) \quad (33)$$

With a similar reasoning, we can also determine a relationship between the sum of all of the local items' frequencies, for any peer l , after the r -th round of the algorithm, i.e., $\tilde{n}_{r,l} = |\mathcal{N}_{r,l}|$, and the sum of all of the items' frequencies in the global stream, $n = |\mathcal{N}|$. With probability $1 - \delta$, for any peer $l \in [p]$ and any item $i \in [d]$:

$$\frac{n}{p}(1 - \epsilon^*) < \tilde{n}_{r,l} < \frac{n}{p}(1 + \epsilon^*). \quad (34)$$

4.6. Space-Saving approximation

At last, let us consider again the invariants of our algorithm: after a round of P2PSS, the summary held by a peer changes and the local stream to which that peer refers changes accordingly so that each peer continues to hold a correct summary for its corresponding portion of the input global stream. This means that each peer's summary $\mathcal{S}_{r,l}$ estimates the frequency of an item in the redistributed local stream $\mathcal{N}_{r,l}$ within the error bounds guaranteed by eqs. (15)–(18). Consequently, denoting by $\hat{f}_{r,l,i}$ the frequency of an item i in $\mathcal{S}_{r,l}$ and by $f_{r,l,i}$ the frequency of that item in $\mathcal{N}_{r,l}$, we have that, for any peer $l \in [p]$ and any item $i \in [d]$:

$$\tilde{f}_{r,l,i} \leq \hat{f}_{r,l,i} \leq f_{r,l,i} + \frac{\tilde{n}_{r,l}}{k} \quad (35)$$

4.7. Correctness and error bounds

We shall show here that given a summary $\mathcal{S}_{r,l}$ obtained by any peer l after r rounds of P2PSS, we can select a set of items and their corresponding estimated frequencies solving the Approximate Frequent Items Problem stated in Section 2. We shall also determine the error bounds on frequencies' estimation and the relation among the number k of counters to be used by each node and the number r of rounds to be executed in order to guarantee the false positives' tolerance requested by the user.

Theorem 3. Given an input stream \mathcal{N} of length n , distributed among p nodes, a threshold parameter $0 < \phi < 1$, and a probability of failure $0 < \delta < 1$, after r rounds of P2PSS, any peer can return a set H of items and their corresponding estimated frequencies, so that, with probability $1 - \delta$:

1. H includes all of the items in \mathcal{N} that have frequency $f > \phi n$;
2. H does not include any items in \mathcal{N} that have frequency $f \leq (\phi - \epsilon)n$;

with a false positives tolerance $\epsilon = \left(\frac{4\epsilon^*\phi}{(1+\epsilon^*)^2} + \frac{1}{k}\right)$ which is bounded by the number of counters k used for the summaries and the number of rounds r executed.

Proof. We first recap the main relations we proved above, valid with probability $1 - \delta$, for all the items i in the summary $\mathcal{S}_{r,l}$ and any given peer l , after round r :

$$\frac{p}{1 + \epsilon^*} < \tilde{p}_{r,l} < \frac{p}{1 - \epsilon^*}; \quad (36)$$

$$\frac{f_i}{p}(1 - \epsilon^*) < \tilde{f}_{r,l,i} < \frac{f_i}{p}(1 + \epsilon^*); \quad (37)$$

$$\frac{n}{p}(1 - \epsilon^*) < \tilde{n}_{r,l} < \frac{n}{p}(1 + \epsilon^*); \quad (38)$$

$$\tilde{f}_{r,l,i} \leq \hat{f}_{r,l,i} \leq \tilde{f}_{r,l,i} + \frac{\tilde{n}_{r,l}}{k}; \quad (39)$$

We need to select all of the items whose global frequency f_i is greater than the threshold ϕn . From the relations (36)–(39), we can derive the following:

$$\hat{f}_{r,l,i} \frac{p}{1 - \epsilon^*} > \tilde{f}_{r,l,i} \frac{p}{1 - \epsilon^*} > f_i > \phi n > \phi \tilde{n}_{r,l} \frac{p}{1 + \epsilon^*} \quad (40)$$

Thus, we do not need to output all of the items in the summary $\mathcal{S}_{r,l}$, but only those ones which have an estimated frequency respecting the following relation:

$$\hat{f}_{r,l,i} > \phi \tilde{n}_{r,l} \frac{1 - \epsilon^*}{1 + \epsilon^*} \quad (41)$$

In order to compute the error, in terms of false positives' tolerance, that we commit with this selection criterion, we can use again eqs. (36)–(39) and prove that if $\hat{f}_{r,l,i} > \phi \tilde{n}_{r,l} \frac{1 - \epsilon^*}{1 + \epsilon^*}$, then, with probability $1 - \delta$:

$$f_i > \left\{ \phi - \left[\frac{4\epsilon^*\phi}{(1 + \epsilon^*)^2} + \frac{1}{k} \right] \right\} n. \quad (42)$$

In fact:

$$\begin{aligned} \tilde{f}_{r,l,i} + \frac{\tilde{n}_{r,l}}{k} &> \hat{f}_{r,l,i} > \phi \tilde{n}_{r,l} \frac{1 - \epsilon^*}{1 + \epsilon^*} > \phi \frac{n(1 - \epsilon^*)^2}{p(1 + \epsilon^*)} \implies \\ \frac{f_i(1 + \epsilon^*)}{p} + \frac{n(1 + \epsilon^*)}{pk} &> \phi \frac{n(1 - \epsilon^*)^2}{p(1 + \epsilon^*)} \implies \\ f_i + \frac{n}{k} &> \phi n \left(\frac{1 - \epsilon^*}{1 + \epsilon^*} \right)^2 \implies \\ f_i &> \left\{ \phi - \left[1 - \left(\frac{1 - \epsilon^*}{1 + \epsilon^*} \right)^2 \right] \phi + \frac{1}{k} \right\} n \implies \\ f_i &> \left\{ \phi - \left[\frac{4\epsilon^*\phi}{(1 + \epsilon^*)^2} + \frac{1}{k} \right] \right\} n \end{aligned} \quad (43)$$

Thus, we can conclude that, with reference to the problem definition, with probability $1 - \delta$, no items with frequency $f_i \leq (\phi - \epsilon)n$ shall be reported in H , with $\epsilon = \left(\frac{4\epsilon^*\phi}{(1+\epsilon^*)^2} + \frac{1}{k}\right)$. \square

4.8. Frequency estimation error bounds

The frequency estimations in $\mathcal{S}_{r,l}$ are referred to average frequencies. Thus, in order to obtain an estimation of the global frequency f_i of an item i , we need to multiply $\hat{f}_{r,l,i}$ by $\tilde{p}_{r,l}$. From eqs. (36)–(39) we can compute the error bounds of this estimation. The following theorem holds.

Theorem 4. *Given an input stream N of length n , distributed among p nodes and a probability of failure $0 < \delta < 1$, after r rounds of P2PSS, any peer can report a frequency estimation $f_{r,l,i}^s$ of an item $i \in [m]$ so that, with probability $1 - \delta$:*

$$\frac{1 - \epsilon^*}{1 + \epsilon^*} f_i < f_{r,l,i}^s < \frac{1 + \epsilon^*}{1 - \epsilon^*} \left(f_i + \frac{n}{k} \right). \quad (44)$$

Proof. From eq. (36) we have that:

$$\frac{1}{1 + \epsilon^*} < \frac{\tilde{p}_{r,l}}{p} < \frac{1}{1 - \epsilon^*} \quad (45)$$

and from eq. (37) and eq. (38), we have that:

$$\begin{aligned} f_i \frac{\tilde{p}_{r,l}}{p} (1 - \epsilon^*) &< \tilde{f}_{r,l,i} \tilde{p}_{r,l} < f_i \frac{\tilde{p}_{r,l}}{p} (1 + \epsilon^*), \\ n \frac{\tilde{p}_{r,l}}{p} (1 - \epsilon^*) &< \tilde{n}_{r,l} \tilde{p}_{r,l} < n \frac{\tilde{p}_{r,l}}{p} (1 + \epsilon^*). \end{aligned} \quad (46)$$

Now, starting from eq. (39) and taking into account eq. (45) and eq. (46), it follows that:

$$\begin{aligned} \tilde{f}_{r,l,i} \tilde{p}_{r,l} &\leq \hat{f}_{r,l,i} \tilde{p}_{r,l} \leq \tilde{f}_{r,l,i} \tilde{p}_{r,l} + \frac{\tilde{n}_{r,l}}{k} \tilde{p}_{r,l} \implies \\ f_i \frac{\tilde{p}_{r,l}}{p} (1 - \epsilon^*) &< \hat{f}_{r,l,i} \tilde{p}_{r,l} < \left(f_i + \frac{n}{k} \right) \frac{\tilde{p}_{r,l}}{p} (1 + \epsilon^*) \implies \\ \frac{1 - \epsilon^*}{1 + \epsilon^*} f_i &< \hat{f}_{r,l,i} \tilde{p}_{r,l} < \frac{1 + \epsilon^*}{1 - \epsilon^*} \left(f_i + \frac{n}{k} \right). \end{aligned} \quad (47)$$

and eventually, setting $f_{r,l,i}^s = \hat{f}_{r,l,i} \tilde{p}_{r,l}$, the relation (44) follows. \square

4.9. Practical considerations

We conclude this Section discussing how to select proper values for the parameters k and R , which represent respectively the number of counters to be used for the Space-Saving stream summary data structure and the minimum number of rounds required to solve the Approximate Frequent items Problem. Theorem 3 proves the correctness of the algorithm providing also a theoretical guarantee about the bound ϵ on the number of false positives items. The user can increase the number of rounds R and/or increase the number of Space-Saving counters k to reduce the false positives tolerance ϵ . Fixing a given tolerance ϵ , the user has one degree of freedom to achieve it; Figure 1 plots the relationship between the values for R and k which produce a given tolerance ϵ . The relationship between k and R is given by eq. (48):

$$k = \frac{(\epsilon^* + 1)^2}{\epsilon (\epsilon^* + 1)^2 - 4\phi\epsilon^*} = \frac{\left(p^* \sqrt{\frac{C^R}{\delta}} + 1 \right)^2}{\epsilon \left(p^* \sqrt{\frac{C^R}{\delta}} + 1 \right)^2 - 4\phi p^* \sqrt{\frac{C^R}{\delta}}} \quad (48)$$

Among all of the possible values for R and k , the user could follow a strategy oriented to maintain the number of rounds (hence the time) as fewer as possible and to choose k accordingly or viceversa to maintain the number of counters (hence the space) as lower as possible and to choose R accordingly. Let us now discuss both strategies.

With the first strategy, which can be called *time-dominant*, the user is interested on choosing R and k which guarantee a given ϵ such that R is minimum. The eq. (48) reveals that R is a monotone decreasing function with k ,

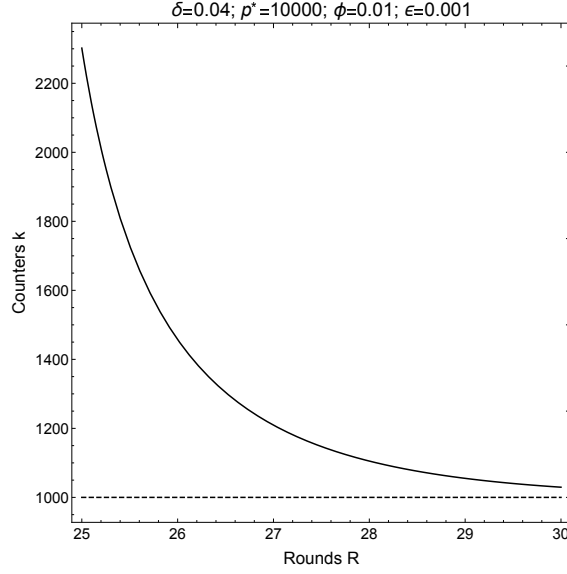


Figure 1: Relationship between the number of counters and the number of rounds to guarantee a given level of false positive tolerance ϵ .

hence the minimum value for R is obtained when k tends to infinity; moreover, it holds that $k > 0$ hence the minimum value for R can be calculated by imposing the following constraint:

$$\epsilon \left(p^* \sqrt{\frac{C^R}{\delta}} + 1 \right)^2 - 4\phi p^* \sqrt{\frac{C^R}{\delta}} > 0 \quad (49)$$

from which it follows that

$$R > \frac{\log \delta + 2 \log \left(\frac{2\phi - \epsilon - 2\sqrt{\phi^2 - \epsilon\phi}}{\epsilon p^*} \right)}{\log C} \quad (50)$$

Since R is an integer, the minimum value of R is given by:

$$R_{min} = \left\lceil \frac{\log \delta + 2 \log \left(\frac{2\phi - \epsilon - 2\sqrt{\phi^2 - \epsilon\phi}}{\epsilon p^*} \right)}{\log C} \right\rceil + 1 \quad (51)$$

Substituting the value of R_{min} provided by eq. (51) into eq. (48) for R , it is possible to obtain the value for k .

With the second strategy, which can be called *space-dominant*, the user is interested to keeping the memory footprint as lower as possible. The eq. (48) reveals that k is a monotone decreasing function with R hence the minimum value for k is obtained when R tends to infinity. Evaluating eq. (48) for $R \rightarrow \infty$ it holds that the minimum value for k is given by:

$$k > \frac{1}{\epsilon} \quad (52)$$

Considering that k is an integer value

$$k_{min} = \left\lceil \frac{1}{\epsilon} \right\rceil + 1 \quad (53)$$

solving eq. (48) by ϵ^* and using eq. (53) it holds that:

Table 1: Experiment values

ρ	ϕ	$p (\times 10^3)$	$k (\times 10^3)$	r	fo
{0.9, 1.1, 1.3, 1.5}	{0.01, 0.02, 0.03, 0.04}	{1, 5, 10, 15, 20}	{1, 1.8, 2.6, 3.4}	{20, 22, 24, 26, 28}	{1, 2, 3, ALL}
1,2	0.02	10	2.2	24	1

$$\epsilon^* = \frac{2\phi k_{min} - 2\sqrt{\phi k_{min}(\phi k_{min} - \epsilon k_{min} + 1)} - \epsilon k_{min} + 1}{\epsilon k_{min} - 1}. \quad (54)$$

Since $\epsilon^* = p^* \sqrt{\frac{C^R}{\delta}}$, it holds that:

$$R = \frac{1}{\log C} (2 \log \epsilon^* - 2 \log p^* + \log \delta). \quad (55)$$

Since R is an integer,

$$R = \left\lceil \frac{1}{\log C} (2 \log \epsilon^* - 2 \log p^* + \log \delta) \right\rceil + 1. \quad (56)$$

5. Experimental results

In order to evaluate our P2PSS algorithm we have implemented a simulator in C++ using the igraph library [17], and carried out a series of experiments. The simulator has been compiled using the GNU C++ compiler g++ 4.8.5 on CentOS Linux 7. The tests have been performed on a machine equipped with two hexa-core Intel Xeon-E5 2620 CPUs at 2.0 GHz and 64 GB of main memory. The source code of the simulator is freely available for inspection and for reproducibility of results contacting the authors by email.

In every experiment, a global input stream of items has been generated following a Zipfian distribution and each peer has been assigned a distinct part of that global stream, thus simulating the scenario in which each peer processes, independently of the other peers, its own local sub-stream, and the peers collaboratively discover the frequent items in the union of their sub-streams. The experiments have been repeated 10 times setting each time a different seed for the pseudo-random number generator used for creating the input data. For each experiment execution, we collected the peers' statistics relevant for the evaluation of the algorithm (more details in the following). Then, with reference to each peer, we determined the average value of those statistics over the ten executions. At last, we computed the mean and confidence interval of each statistics over all of the peers and plotted this values.

We fixed the number of elements in the global stream at 200 millions, and varied the skew of the Zipfian distribution, ρ , the number of peers, p , the frequent items threshold, ϕ , the number of counters used by each peer k or the fan-out fo , setting non varying parameters to the default values. Every experiment has been carried out by generating random P2P network topologies through the Barabasi-Albert and Erdos-Renyi random graphs models. Table 1 reports the sets of values (first row) and default values (second row) used for the parameters.

The metrics computed are the *Recall*, the *Precision*, and the *Average Relative Error* on frequency estimation with reference to the set of frequent items candidates reported in output. Recall is defined as the fraction of frequent items retrieved by an algorithm over the total number of frequent items. Precision is the fraction of frequent items retrieved over the total number of items reported as frequent items candidates. Relative Error is defined as usual as $\frac{|f^S - f|}{f}$, where f^S is the frequency reported for an item and f is its true frequency.

Figure 2 reports the Recall (Fig. 2a), the Precision (Fig. 2b) and the Average Relative Error (Fig. 2c) varying the skewness of the Zipfian distribution from which the input items are drawn. Recall and Precision are always 100%, showing that the algorithm is robust enough with regard to skewness variations in the input. Moreover, Average Relative Errors on frequency estimation are very low, and in particular we note that an increase in the fan-out from 1 to 2 improves the accuracy of estimation.

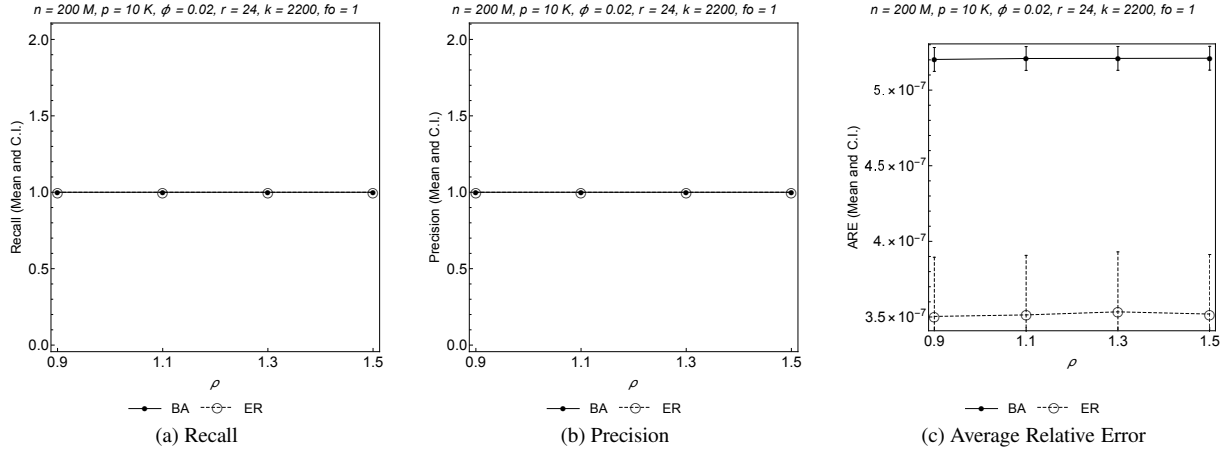


Figure 2: Recall, Precision and Average Relative Error (mean and confidence interval) varying the skewness of the input distribution, for both a Barabasi-Albert (BA) and an Erdos-Renyi type of network graph.

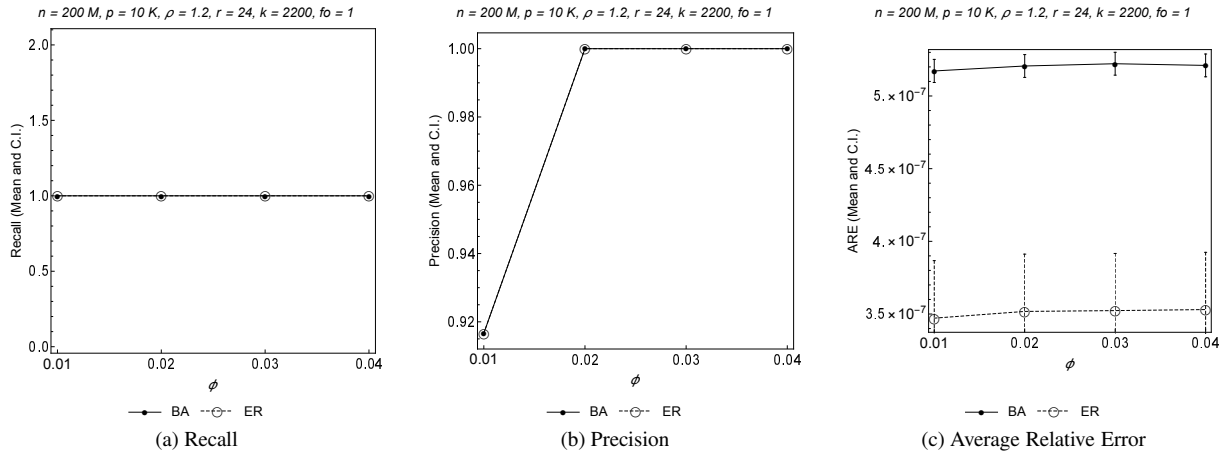


Figure 3: Recall, Precision and Average Relative Error (mean and confidence interval) varying the frequent items threshold ϕ , for both a Barabasi-Albert (BA) and an Erdos-Renyi type of network graph.

Figure 3 shows how P2PSS behaves with regard to variations of the threshold ϕ . The figure confirms a good performance of the algorithm: Recall is always 100% as well as the Precision, except for a slightly lower value for $\phi = 0.01$. Average Relative Errors are at the same levels as for the skewness plots.

Figure 4 depicts the trend for Recall, Precision and Average Relative Error with regard to the experiments where we varied the number of peers. As we expect from the theoretical analysis, here the Precision suffers a reduction and the Average Relative Error increases when the number of peers grows too much respect to the number of counters used (the default value is fixed to 2200) and the number of rounds executed (the default value is fixed to 24).

The plots related to the experiments in which we varied the number k of Space-Saving counters (Figure 5) do not present particular behaviours in the interval of values tested, showing that in this case the number of counters used were always enough with regard to the number of rounds executed in order to guarantee a good accuracy.

A major sensibility is exhibited by the algorithm when the number of rounds executed is varied, Figure 6. We note that the Precision grows and the Average Relative Error decreases as the number of rounds increases. This behaviour is expected, given the theoretical analysis.

Overall the experiments show that our algorithm exhibits very good performance in terms of Recall, Precision, and

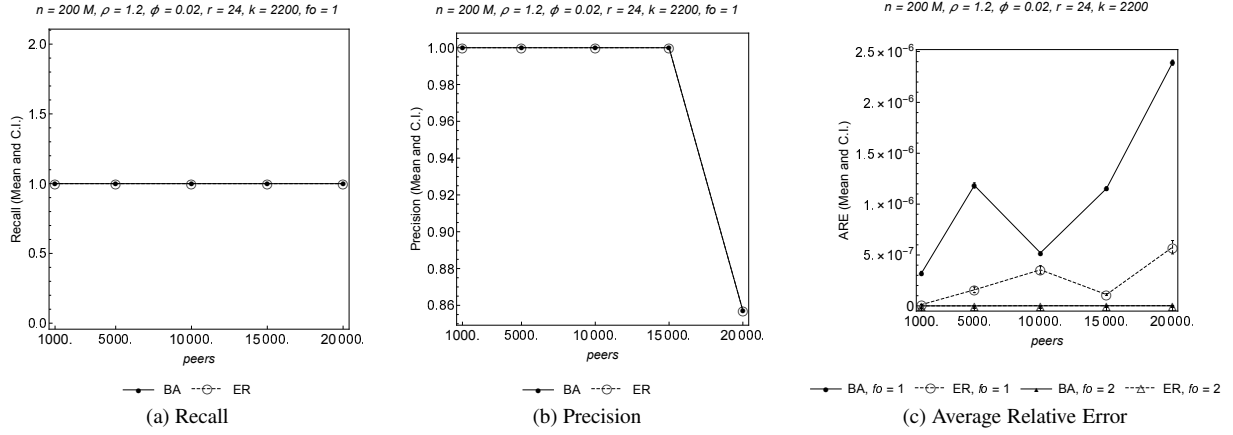


Figure 4: Recall, Precision and Average Relative Error (mean and confidence interval) varying the number of peers participating in the computation, for both a Barabasi-Albert (BA) and an Erdos-Renyi type of network graph, and setting a fan-out fo equal to 1 and 2 in case of the ARE plot.

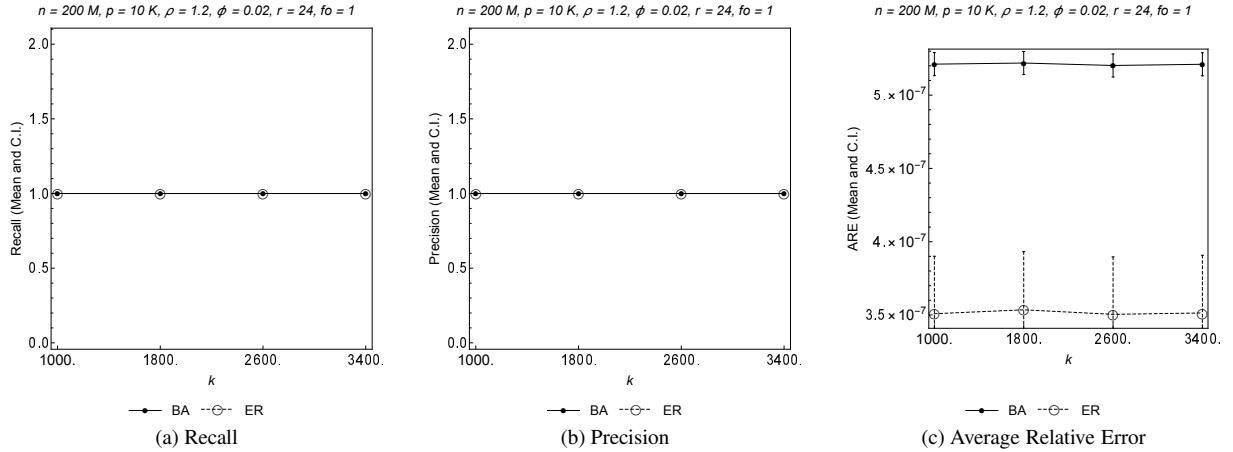


Figure 5: Recall, Precision and Average Relative Error (mean and confidence interval) varying the number of Space-Saving counters used by each peer, for both a Barabasi-Albert (BA) and an Erdos-Renyi type of network graph.

Average Relative Error of the frequency estimation when the guidance of the theoretical analysis is taken into account in determining the number of counters used and the number of rounds to be executed. Furthermore, the algorithm proves to be very robust to variations in the skewness of the input dataset and the frequent items threshold.

6. Related work

In this Section, we recall the most important sequential, parallel and distributed algorithms for the frequent items problem. The items to be mined may belong to either a static dataset or, in the most general setting, to a stream. In the former case, all of the data is already available in advance, whilst in the latter data arrives or can be accessed only sequentially and in a given order; no random access to the data is allowed.

Sequential algorithms can be broadly classified as either deterministic, counter-based or randomized, sketch-based. A counter-based algorithm works by updating a so called summary (or synopsis) data structure. The summary is updated at each item arrival and requires a bounded amount of memory, much smaller than that necessary for storing the entire input. Queries are answered using that summary, and the time for processing an item and computing the answer to a given query is limited. Sketch-based algorithms process items using a sketch, which is a bi-dimensional

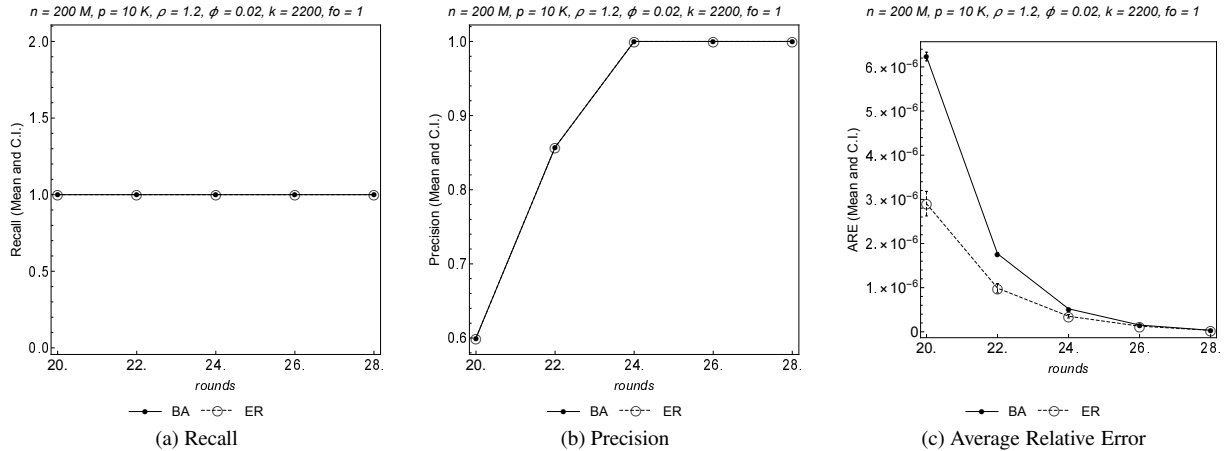


Figure 6: Recall, Precision and Average Relative Error (mean and confidence interval) varying the number of rounds executed, for both a Barabasi-Albert (BA) and an Erdos-Renyi type of network graph.

array of counters. Each input item is mapped, through hash functions, to corresponding sketch cells whose values are then updated as required by the algorithm.

The seminal counter-based algorithm proposed by Misra and Gries [40] has been independently rediscovered and improved (with regard to its computational complexity) by Demaine et al. [20] (the so-called *Frequent* algorithm) and Karp et al. [33]. Among the counter-based algorithms, we recall here *Sticky Sampling*, *Lossy Counting* [38], and *Space-Saving* [39]. In Particular, among counter-based algorithms, Space-Saving provides the best accuracy whilst requiring the minimum number of counters and constant time complexity to update its summary upon an item arrival. Notable sketch-based algorithms are *CountSketch* [12], *Group Test* [16], *Count-Min* [15] and *hCount* [32].

Regarding parallel algorithms, [10] (slightly improved in [5]) and [9] present message-passing based parallel versions of the Frequent and Space-Saving algorithms. Among the algorithms for shared-memory architectures we recall here a parallel version of Frequent [49], a parallel version of Lossy Counting [48], and parallel versions of Space-Saving [43] and [18]. Novel shared-memory parallel algorithms for frequent items were recently proposed in [45]. Accelerator based algorithms for frequent items exploiting a GPU (Graphics Processing Unit) include [30], [24], [3] and [8].

Some applications are concerned with the problem of detecting frequent items in a stream with the additional constraint that recent items must be weighted more than former items. The underlying assumption is that recent data is certainly more useful and valuable than older, stale data. Therefore, each item in the stream has an associated timestamp that shall be used to determine its weight. In practice, instead of estimating frequency counts, an application must be able to estimate *decayed counts*. Two different models have been proposed in the literature: the *sliding window* and the *time fading* model.

In the sliding window model [19] [41], freshness of recent items is captured by a time window, i.e., a temporal interval of fixed size in which only the most recent N items are taken into account; detection of frequent items is strictly related to those items falling in the window. The items in the stream become stale over time, since the window periodically slides forward.

The time fading model [14] does not use a window sliding over time; freshness of more recent items is instead emphasized by *fading* the frequency count of older items. This is achieved by using a decaying factor $0 < \lambda < 1$ to compute an item's *decayed count* (also called *decayed frequency*) through decay functions that assign greater weight to more recent elements. The older an item, the lower its decayed count is: in the case of exponential decay, the weight of an item occurred n time units in the past, is $e^{-\lambda n}$, which is an exponentially decreasing quantity. Mining time faded frequent items has been investigated in [13], [7], [47], [4]. A parallel message-passing based algorithm has been recently proposed in [6].

Regarding the Correlated Heavy Hitters Problem (CHHs), an algorithm based on the nested application of Frequent has been recently presented in [35]. The outermost application mines the primary dimension, whilst the innermost one

mines correlated secondary items. The main drawbacks of this algorithm, being based on Frequent, are the accuracy (which is very low), the huge amount of space required and the rather slow speed (owing to the nested summaries).

In [23], a faster and more accurate algorithm for mining CHHs is proposed. The Cascading Space-Saving Correlated Heavy Hitters (CSSCHH) algorithm exploits the basic ideas of Space-Saving, combining two summaries for tracking the primary item frequencies and the tuple frequencies. The algorithm is referred to as Cascading Space-Saving since it is based on the use of two distinct and independent applications of Space-Saving.

Let us now discuss related work focusing on the P2P approach. Since our algorithm is designed for unstructured P2P networks and is based on a gossip protocol [21], among the many distributed algorithms for mining frequent items (e.g., [11], [50], [34], [37], [46]) we only discuss [44], [51], [36].

The algorithms presented in [44] and [51] are very similar. Each peer starts with a local subset of the whole dataset to be mined, and it is explicitly assumed that each peer can store the whole dataset, i.e., the dataset resulting from the union of the local datasets; the whole dataset is obtained as a result of the periodic gossip exchanges, in which the peers send their local dataset, receive their neighbours' datasets and merge them; this is known as averaging gossip protocol. The number of peers can be estimated by using the same approach, in which one of the peers starts with a value equal to one and all of the others with a value equal to zero. The convergence properties of the averaging gossip protocol have been thoroughly studied in [31], and it has been shown that each round contributes to reducing the variance around the mean value that is being computed.

In order to reduce the communication complexity, [44] suggests alternatively to exchange only the top- k most frequent items where k is a user's defined parameter. The termination condition is based on the following convergence criterion: the algorithm stops when for all of the peers, the subset consisting of the top- k items does not change for a specified number of consecutive rounds.

The algorithm presented in [51] tries to reduce the communication complexity in a different way. It uses an additional data structure, an hash table in which all the items seen are stored (these items are never deleted) and from which the algorithm randomly selects a specified number of items corresponding to a predefined message size. The termination condition is based on a convergence criterion requiring two user's defined parameters: ϵ and *convLimit*. If the absolute difference between the true and the estimated frequencies of all of the items is less than or equal to ϵ for at least *convLimit* consecutive rounds, the algorithm stops its execution.

It is clear from the previous discussion that [44] and [51] require space complexity linear in the length n of the dataset; this allows solving the *exact* problem rather than the approximate problem.

In [36], the authors provide a randomized approach based on a random sampling of the items and the averaging gossip protocol. A random weight in the interval $(0, 1)$ is assigned to each item. The algorithm maintains and exchanges in each round a data structure consisting of t items whose weight is the lowest, where $t = \frac{1}{\psi^2} \ln \frac{1}{\delta}$, ψ is an error threshold and δ the probability of failure. Even though the authors prove the theoretical properties of their algorithm, we remark here that the approach can only detect frequent items but does not provide any kind of frequency estimation: the algorithm returns a list of items that with high probability (defined by δ) contains the frequent items (with regard to the ψ threshold). Regarding the space used, for each of the t items the algorithm stores a tuple consisting of four fields: the peer identifier, the item index in the peer's local dataset, the item value and its random weight.

We remark here that [44], [51] do not solve the *Approximate Frequent Items Problem* and that [36] does not provide frequency estimation of the discovered frequent items. In contrast, our algorithm solves the *Approximate Frequent Items Problem*, and it does so by using very little space: each peer uses exactly the same stream summary data structure that would be used by a centralized algorithm. Moreover, to the best of our knowledge, we provide the first distributed algorithm for the *Approximate Frequent Items Problem* working for unstructured P2P networks using a gossip-based protocol with strong theoretical guarantees for both the *Approximate Frequent Items Problem* and for frequency estimation of the discovered frequent items.

7. Conclusions

In this paper, we have dealt with the problem of mining frequent items in unstructured P2P networks. This problem, of practical importance, has many useful applications. We have designed P2PSS, a fully decentralized, gossip-based protocol for frequent items discovery, leveraging the Space-Saving algorithm. We have formally proved

the correctness and theoretical error bound of the algorithm, and shown, through extensive experimental results, that P2PSS provides very good accuracy and scalability. To the best of our knowledge, this is the first gossip-based distributed algorithm solving the Approximate Frequent Items Problem providing strong theoretical guarantees for both the Approximate Frequent Items Problem and for frequency estimation of the discovered frequent items.

References

- [1] Kevin Beyer and Raghu Ramakrishnan, *Bottom-up computation of sparse and iceberg cubes*, Proceedings of the acm sigmod international conference on management of data. acm, new york, 1999, pp. 359–370.
- [2] Sergey Brin, Rajeev Motwani, Jeffrey D. Ullman, and Shalom Tsur, *Dynamic itemset counting and implication rules for market basket data*, Sigmod '97: Proceedings of the 1997 acm sigmod international conference on management of data, 1997, pp. 255–264.
- [3] M. Cafaro, I. Epicoco, G. Aloisio, and M. Pulimeno, *Cuda based parallel implementations of space-saving on a gpu*, 2017 international conference on high performance computing simulation (hpcs), 2017July, pp. 707–714.
- [4] M. Cafaro, I. Epicoco, M. Pulimeno, and G. Aloisio, *On frequency estimation and detection of frequent items in time faded streams*, IEEE Access **5** (2017), 24078–24093.
- [5] Massimo Cafaro and Marco Pulimeno, *Merging frequent summaries*, Proceedings of the 17th italian conference on theoretical computer science (ictcs 2016), volume 1720, 2016, pp. 280–285.
- [6] Massimo Cafaro, Marco Pulimeno, and Italo Epicoco, *Parallel mining of time-faded heavy hitters*, Expert Systems with Applications **96** (2018), 115–128.
- [7] Massimo Cafaro, Marco Pulimeno, Italo Epicoco, and Giovanni Aloisio, *Mining frequent items in the time fading model*, Information Sciences **370–371** (2016), 221–238.
- [8] ———, *Parallel space saving on multi- and many-core processors*, Concurrency and Computation: Practice and Experience **30** (2017), no. 7, e4160–n/a. e4160 cpe.4160.
- [9] Massimo Cafaro, Marco Pulimeno, and Piergiulio Tempesta, *A parallel space saving algorithm for frequent items and the hurwitz zeta distribution*, Information Sciences **329** (2016), 1–19.
- [10] Massimo Cafaro and Piergiulio Tempesta, *Finding frequent items in parallel*, Concurrency and Computation: Practice and Experience **23** (October 2011), no. 15, 1774–1788.
- [11] Pei Cao and Zhe Wang, *Efficient top-k query calculation in distributed networks*, Proceedings of the twenty-third annual acm symposium on principles of distributed computing, 2004, pp. 206–215.
- [12] Moses Charikar, Kevin Chen, and Martin Farach-Colton, *Finding frequent items in data streams*, Icalp '02: Proceedings of the 29th international colloquium on automata, languages and programming, 2002, pp. 693–703.
- [13] Ling Chen and Qingling Mei, *Mining frequent items in data stream using time fading model*, Information Sciences **257** (2014), 54–69.
- [14] G. Cormode, F. Korn, and S. Tirthapura, *Exponentially decayed aggregates on data streams*, Data engineering, 2008. icde 2008. ieee 24th international conference on, 2008April, pp. 1379–1381.
- [15] Graham Cormode and S. Muthukrishnan, *An improved data stream summary: the count-min sketch and its applications*, J. Algorithms **55** (2005), no. 1, 58–75.
- [16] ———, *What's hot and what's not: Tracking most frequent items dynamically*, ACM Trans. Database Syst. **30** (March 2005), no. 1, 249–278.
- [17] Gabor Csardi and Tamas Nepusz, *The igraph software package for complex network research*, InterJournal **Complex Systems** (2006), 1695.
- [18] Sudipto Das, Shyam Antony, Divyakant Agrawal, and Amr El Abbadi, *Thread cooperation in multicore architectures for frequency counting over multiple data streams*, Proc. VLDB Endow. **2** (August 2009), no. 1, 217–228.
- [19] Mayur Datar, Aristides Gionis, Piotr Indyk, and Rajeev Motwani, *Maintaining stream statistics over sliding windows: (extended abstract)*, Proceedings of the thirteenth annual acm-siam symposium on discrete algorithms, 2002, pp. 635–644.
- [20] Erik D. Demaine, Alejandro López-Ortiz, and J. Ian Munro, *Frequency estimation of internet packet streams with limited space*, Esa, 2002, pp. 348–360.
- [21] Alan Demers, Dan Greene, Carl Hauser, Wes Irish, John Larson, Scott Shenker, Howard Sturgis, Dan Swinehart, and Doug Terry, *Epidemic algorithms for replicated database maintenance*, Proceedings of the sixth annual acm symposium on principles of distributed computing, 1987, pp. 1–12.
- [22] R. Elsässer and D. Kaaser, *On the influence of graph density on randomized gossiping*, 2015 ieee international parallel and distributed processing symposium, 2015May, pp. 521–531.
- [23] Italo Epicoco, Massimo Cafaro, and Marco Pulimeno, *Fast and accurate mining of correlated heavy hitters*, Data Min. Knowl. Discov. **32** (January 2018), no. 1, 162–186.
- [24] Ugo Erra and Bernardino Frola, *Frequent items mining acceleration exploiting fast parallel sorting on the {GPU}*, Procedia Computer Science **9** (2012), no. 0, 86–95. Proceedings of the International Conference on Computational Science, {ICCS} 2012.
- [25] Cristian Estan and George Varghese, *New directions in traffic measurement and accounting*, Imw '01: Proceedings of the 1st acm sigcomm workshop on internet measurement, 2001, pp. 75–80.
- [26] Min Fang, Narayanan Shivakumar, Hector Garcia-Molina, Rajeev Motwani, and Jeffrey D. Ullman, *Computing iceberg queries efficiently*, Proceedings of the 24th international conference on very large data bases, vldb. morgan-kaufmann, san mateo, calif., 1998, pp. 299–310.
- [27] N. Fountoulakis, A. Huber, and K. Panagiotou, *Reliable broadcasting in random networks and the effect of density*, 2010 proceedings ieee infocom, 2010March, pp. 1–9.

- [28] Alexander Gelbukhl (ed.), *Computational linguistics and intelligent text processing, 7th international conference, cycling 2006*, Lecture Notes in Computer Science, vol. 3878, Springer–Verlag, 2006.
- [29] Phillip B. Gibbons and Yossi Matias, *Synopsis data structures for massive data sets*, Dimacs: Series in discrete mathematics and theoretical computer science: Special issue on external memory algorithms and visualization, vol. a., 1999, pp. 39–70.
- [30] Naga K. Govindaraju, Nikunj Raghuvanshi, and Dinesh Manocha, *Fast and approximate stream mining of quantiles and frequencies using graphics processors*, Proceedings of the 2005 acm sigmod international conference on management of data, 2005, pp. 611–622.
- [31] Márk Jelasity, Alberto Montresor, and Ozalp Babaoglu, *Gossip-based aggregation in large dynamic networks*, ACM Trans. Comput. Syst. **23** (August 2005), no. 3, 219–252.
- [32] Cheqing Jin, Weining Qian, Chaofeng Sha, Jeffrey X. Yu, and Aoying Zhou, *Dynamically maintaining frequent items over a data stream*, In proc. of cikm, 2003, pp. 287–294.
- [33] Richard M. Karp, Scott Shenker, and Christos H. Papadimitriou, *A simple algorithm for finding frequent elements in streams and bags*, ACM Trans. Database Syst. **28** (2003), no. 1, 51–55.
- [34] Ram Keralapura, Graham Cormode, and Jeyashanker Ramamirham, *Communication-efficient distributed monitoring of thresholded counts*, Proceedings of the 2006 acm sigmod international conference on management of data, 2006, pp. 289–300.
- [35] Bibudh Lahiri, Arko Provo Mukherjee, and Srikanta Tirthapura, *Identifying correlated heavy-hitters in a two-dimensional data stream*, Data Mining and Knowledge Discovery **30** (2016), no. 4, 797–818.
- [36] Bibudh Lahiri and Srikanta Tirthapura, *Identifying frequent items in a network using gossip*, Journal of Parallel and Distributed Computing **70** (2010), no. 12, 1241–1253.
- [37] A. Manjhi, V. Shkapenyuk, K. Dhamdhere, and C. Olston, *Finding (recently) frequent items in distributed data streams*, Data engineering, 2005. icde 2005. proceedings. 21st international conference on, 2005April, pp. 767–778.
- [38] Gurmeet Singh Manku and Rajeev Motwani, *Approximate frequency counts over data streams*, In vldb, 2002, pp. 346–357.
- [39] Ahmed Metwally, Divyakant Agrawal, and Amr El Abbadi, *An integrated efficient solution for computing frequent and top-k elements in data streams*, ACM Trans. Database Syst. **31** (September 2006), no. 3, 1095–1133.
- [40] Jayadev Misra and David Gries, *Finding repeated elements*, Sci. Comput. Program. **2** (1982), no. 2, 143–152.
- [41] S. Muthukrishnan, *Data streams: Algorithms and applications*, Foundations and Trends in Theoretical Computer Science **1** (2005), no. 2, 117–236.
- [42] Rong Pan, Lee Breslau, Balaji Prabhakar, and Scott Shenker, *Approximate fairness through differential dropping*, SIGCOMM Comput. Commun. Rev. **33** (2003), no. 2, 23–39.
- [43] Pratanu Roy, Jens Teubner, and Gustavo Alonso, *Efficient frequent item counting in multi-core hardware*, Proceedings of the 18th acm sigkdd international conference on knowledge discovery and data mining, 2012, pp. 1451–1459.
- [44] Jan Sacha and Alberto Montresor, *Identifying frequent items in distributed data sets*, Computing **95** (2013), no. 4, 289–307.
- [45] Kanat Tangwongsan, Srikanta Tirthapura, and Kun-Lung Wu, *Parallel streaming frequency-based aggregates*, Proceedings of the 26th acm symposium on parallelism in algorithms and architectures, 2014, pp. 236–245.
- [46] Shobha Venkataraman, Dawn Xiaodong Song, Phillip B. Gibbons, and Avrim Blum, *New streaming algorithms for fast detection of super-spreaders.*, Proceedings of the network and distributed system security symposium, ndss, 200501.
- [47] Shanshan Wu, Huaizhong Lin, Leong Hou U, Yunjun Gao, and Dongming Lu, *Novel structures for counting frequent items in time decayed streams*, World Wide Web **20** (2017), no. 5, 1111–1133.
- [48] Yu Zhang, *Parallelizing the weighted lossy counting algorithm in high-speed network monitoring*, Instrumentation, measurement, computer, communication and control (imccc), second international conference on, 2012, pp. 757–761.
- [49] Yu Zhang, Yue Sun, Jianzhong Zhang, Jingdong Xu, and Ying Wu, *An efficient framework for parallel and continuous frequent item monitoring*, Concurrency and Computation: Practice and Experience **26** (2014), no. 18, 2856–2879.
- [50] Qi (George) Zhao, Mitsunori Ogihara, Haixun Wang, and Jun (Jim) Xu, *Finding global icebergs over distributed data sets*, Proceedings of the twenty-fifth acm sigmod-sigact-sigart symposium on principles of database systems, 2006, pp. 298–307.
- [51] Emrah em and znur zkasap, *Profid: Practical frequent items discovery in peer-to-peer networks*, Future Generation Computer Systems **29** (2013), no. 6, 1544–1560. Including Special sections: High Performance Computing in the Cloud & Resource Discovery Mechanisms for P2P Systems.