

The choice to define competing risk events as censoring events and implications for causal inference

Jessica G. Young^{*1}, Eric J. Tchetgen Tchetgen², and Miguel A. Hernán³

¹*Department of Population Medicine, Harvard Medical School and Harvard Pilgrim Health Care Institute, MA, USA*

²*Department of Statistics, The Wharton School, University of Pennsylvania, PA, USA*

³*Departments of Epidemiology and Biostatistics, Harvard T.H. Chan School of Public Health, MA, USA*

Abstract

In failure-time settings, a competing risk event is any event that makes it impossible for the event of interest to occur. Different analytical methods are available for estimating the effect of a treatment on a failure event of interest that is subject to competing events. The choice of method depends on whether or not competing events are defined as censoring events. Though such definition has key implications for the causal interpretation of a given estimate, explicit consideration of those implications has been rare in the statistical literature. As a result, confusion exists as to how to choose amongst available methods for analyzing data with competing events and how to interpret effect estimates. This confusion can be alleviated by understanding that the choice to define a competing event as a censoring event or not corresponds to a choice between different causal estimands. In this paper, we describe the assumptions required to identify those causal estimands and provide a mapping between such estimands and standard terminology from the statistical literature—in particular, the terms *subdistribution function*, *subdistribution hazard* and *cause-specific hazard*. We show that when the censoring process depends on measured time-varying risk factors, conventional statistical methods for competing events are not valid and alternative methods derived from Robins’s g-formula may recover the causal estimand of interest.

1 Introduction

In failure-time settings, a competing risk event is any event that makes it impossible for the event of interest to occur. For example, death from cancer is a competing event for stroke because an individual cannot have a stroke once they have died of cancer. In follow-up studies, competing events cannot be prevented by design and can occur even in randomized experiments with full adherence to the assigned treatment strategies and no losses to follow-up.

^{*}Corresponding Author: jessica_young@harvardpilgrim.org

Different analytical methods are available for estimating the effect of a treatment on a failure event of interest that is subject to competing events, as discussed in reviews by previous authors [Gooley et al., 1999, Pintilie, 2007, Larouche et al., 2007, Wolbers and Koller, 2007, Andersen et al., 2012, Lau et al., 2015, Edwards et al., 2016]. Several of these authors have noted that the choice of method depends on whether or not competing events are defined as censoring events. Though such definition has key implications for the causal interpretation of a given estimate, explicit consideration of those implications has been rare in the statistical literature. As a result, confusion exists as to how to choose amongst available methods for analyzing data with competing events and how to interpret effect estimates.

This confusion can be alleviated by understanding that the choice to define a competing event as a censoring event or not corresponds to a choice between different causal estimands. In this paper, we describe the assumptions required to identify those causal estimands and provide a mapping between such estimands and standard terminology from the statistical literature—in particular, the terms *subdistribution function*, *subdistribution hazard* and *cause-specific hazard*. We show that when the censoring process depends on measured time-varying risk factors, conventional statistical methods for competing events are not valid and that, provided sufficient variables are measured, methods derived from Robins’s g-formula 1986 may recover the causal estimand of interest.

2 Observed data structure

Consider a study in which each of $i = 1, \dots, n$ individuals are randomly assigned to either treatment $A = 1$ or $A = 0$ at baseline (individuals are assumed independent and identically distributed and thus we suppress an individual-specific i subscript). Let $k = 0, \dots, K + 1$ denote equally spaced follow-up intervals (e.g. days, months) with interval $k = 0$ corresponding to baseline and interval $k = K + 1$ (e.g. 60 months post-baseline) corresponding to the administrative end of the study. Let C_k , D_k and Y_k denote indicators of loss to follow-up, a competing event (e.g. death from cancer) and the event of interest (e.g. stroke) by interval k , respectively. By definition $C_0 \equiv D_0 \equiv Y_0 \equiv 0$ (no individual has been lost to follow-up or has yet experienced the event of interest or the competing event at baseline).

Let L_k denote a vector of time-varying individual characteristics measured in interval k (e.g. smoking status, newly diagnosed disease). For simplicity, and with no loss of generality, we will restrict our discussion to a subset of individuals with the same vector of baseline covariate values L_0 (measured before A), e.g., males with no history of coronary heart disease and aged 60 at baseline. We assume the temporal ordering (C_k, D_k, Y_k, L_k) within each follow-up interval.

We denote the history of a random variable using overbars; for example, $\bar{Y}_k = (Y_0, \dots, Y_k)$ is the history of the event of interest through interval k . We denote the future of a random variable through the follow-up of interest using underbars; for example $\underline{Y}_{k+1} = (Y_{k+1}, \dots, Y_{K+1})$. If an individual is lost to follow-up by $k > 0$ ($C_k = 1$) then all future indicators for both the event of interest (all components of \underline{Y}_k) and the competing event (all components of \underline{D}_k) will be unobserved. By contrast, if an individual is known to experience the competing event by interval $k > 0$ without history of the event of interest ($Y_{k-1} = 0, D_k = 1$) then all future indicators for the event of interest

(\underline{Y}_k) will be observed and deterministically zero because, by definition, individuals who experience a competing event can never subsequently experience the event of interest.

3 Definitions of causal estimands

Suppose we are interested in the causal effect of assignment to treatment A on the event of interest. This section considers two possible scenarios. First, we consider the special case in which the event of interest is not subject to competing events; i.e. $\overline{D}_{K+1} \equiv \overline{0}$, which will occur when the event of interest is death from any cause. Second, we consider the more general case in which competing events exist, which will occur when the event of interest is, for example, stroke and death from cancer is a competing event.

3.1 When competing events do not exist

To define the causal effect, we first need to define the counterfactual (or potential) outcome variables Y_k^a for $a = 0, 1$ and $k = 0, \dots, K + 1$ with $Y_{K+1}^a \equiv Y^a$ and $Y_0^a \equiv 0$. For each individual, Y_k^a is the indicator of the event by interval k if the individual, possibly contrary to fact, had been assigned to $A = a$. In an experimental study without loss to follow-up, i.e., $\overline{C}_{K+1} \equiv \overline{0}$, \overline{Y}_{K+1}^a will be observed for all individuals with $A = a$ and unobserved for individuals with $A \neq a$. We can define $\Pr[Y^a = 1]$ as the probability of the event of interest by $K + 1$ had all individuals in the population been assigned to $A = a$. We refer to this quantity as the counterfactual population risk of the event of interest by $K + 1$ under assignment to $A = a$. Treatment assignment A has a nonnull average causal effect on the risk of the event of interest by $K + 1$ if and only if $\Pr[Y^{a=1} = 1] \neq \Pr[Y^{a=0} = 1]$.

In most studies, some individuals are lost to follow-up by a given time k . In a study with loss to follow-up, the counterfactual outcome of interest for time k is more precisely understood as the indicator of the event by interval k that would have been observed under a in the absence of loss to follow-up or $Y_k^{a, \overline{c}=\overline{0}}$ which is indexed by both a and $\overline{c} = \overline{0}$, where $\overline{c} = \overline{0}$ represents a hypothetical intervention that eliminates loss to follow-up [Hernán and Robins, 2018]. We say that loss to follow-up is a *censoring event* because, for an individual who is lost to follow-up by k , we are prevented from observing $Y_k^{a, \overline{c}=0}$ for any level of a . Then the counterfactual risk by $K + 1$ under a

$$\Pr[Y^{a, \overline{c}=\overline{0}} = 1] \tag{1}$$

is the risk that would have been observed if all individuals had been assigned to treatment a and we had somehow eliminated loss to follow-up. Thus, in a study where some individuals are lost to follow-up, we can more precisely say that treatment A has a nonnull average causal effect on the risk of the event of interest by $K + 1$ if and only if $\Pr[Y^{a=1, \overline{c}=\overline{0}} = 1] \neq \Pr[Y^{a=0, \overline{c}=\overline{0}} = 1]$.

We can analogously define the discrete-time hazard of the event of interest in interval $k + 1$ under a and no loss to follow-up as

$$\Pr[Y_{k+1}^{a, \overline{c}=\overline{0}} = 1 | Y_k^{a, \overline{c}=\overline{0}} = 0] \tag{2}$$

Note, we will refer to (2) as a *discrete-time hazard* regardless of whether the underlying counterfactual failure time is discrete or continuous. That is, defining $T^{a,\bar{c}=0}$ as the counterfactual time to failure from the event of interest under an intervention that sets A to a and eliminates loss to follow-up, we can equivalently write (2) as $\Pr[T^{a,\bar{c}=0} \in (t_k, t_{k+1}] | T^{a,\bar{c}=0} > t_k]$ with interval k defined by $(t_k, t_{k+1}]$. This is a discrete-time hazard when $T^{a,\bar{c}=0}$ is discrete with support at t_{k+1} , $k = 0, \dots, K$ and approximates a continuous-time hazard function when $T^{a,\bar{c}=0}$ is continuous as intervals become increasingly small.

Unlike the risk (1), the hazard (2) is conditional on survival to $k > 0$, which may be affected by treatment A . Therefore, $\Pr[Y_{k+1}^{a=1,\bar{c}=\bar{0}} = 1 | Y_k^{a=1,\bar{c}=\bar{0}} = 0] \neq \Pr[Y_{k+1}^{a=0,\bar{c}=\bar{0}} = 1 | Y_k^{a=0,\bar{c}=\bar{0}} = 0]$ does not necessarily imply that A has a nonnull causal effect at $k + 1$. The hazards at $k + 1$ may differ just because of differences in individuals who survive until k under $a = 1$ versus $a = 0$ due to treatment effects before k [Hernán et al., 2004, Hernán, 2010]. See also Appendix A. For this reason, in contrast to counterfactual risk differences or risk ratios, we cannot always interpret counterfactual hazard ratios as *causal effects* even though they may be precisely defined contrasts of counterfactual quantities and may even be identifiable from the study data.

3.2 When competing events exist

When the event of interest (e.g. stroke) is subject to competing events (e.g. death from cancer), the causal effect of treatment assignment A on the the event of interest (i.e. the causal estimand) can be defined in different ways because the counterfactual outcomes can be defined in different ways. Let us consider two possibilities.

First, suppose we consider the counterfactual outcome $Y_k^{a,\bar{c}=\bar{d}=\bar{0}}$ where $\bar{d} = \bar{0}$ represents a hypothetical intervention that eliminates the competing event. Then the counterfactual risk by $K + 1$ under a

$$\Pr[Y^{a,\bar{c}=\bar{d}=\bar{0}} = 1] \tag{3}$$

is the risk that would have been observed if all individuals had been assigned to treatment a and we had somehow eliminated both losses to follow-up and competing events. For this choice of counterfactual outcome, we say that competing events are censoring events because, for an individual who experiences a competing event by k , we are prevented from observing $Y_k^{a,\bar{c}=\bar{d}=\bar{0}}$ for any level of a . The corresponding counterfactual discrete-time hazard

$$\Pr[Y_{k+1}^{a,\bar{c}=\bar{d}=\bar{0}} = 1 | Y_k^{a,\bar{c}=\bar{d}=\bar{0}} = 0] \tag{4}$$

is the hazard of the event of interest at $k + 1$ if all individuals had been assigned to treatment a and we had somehow eliminated both loss to follow-up and competing events. For $T^{a,\bar{c}=\bar{d}=0}$ the counterfactual time to failure from the event of interest under an intervention that sets A to a and eliminates both loss to follow-up and competing events, we can equivalently write (4) as $\Pr[T^{a,\bar{c}=\bar{d}=0} \in (t_k, t_{k+1}] | T^{a,\bar{c}=\bar{d}=0} > t_k]$.

Second, suppose we consider the alternative counterfactual outcome $Y_k^{a,\bar{c}=\bar{0}}$, which does not entail any hypothetical intervention on competing events. Let $D_k^{a,\bar{c}=\bar{0}}$ be an indicator of the com-

peting event by k had, possibly contrary to fact, an individual received $A = a$ and was not lost to follow-up by k with $D_{K+1}^{a,\bar{c}=\bar{0}} \equiv D^{a,\bar{c}=\bar{0}}$ and $D_0^{a,\bar{c}=\bar{0}} \equiv 0$. Any individual with $(Y_{k-1}^{a,\bar{c}=\bar{0}} = 0, D_k^{a,\bar{c}=\bar{0}} = 1)$ has counterfactual outcome $Y_k^{a,\bar{c}=\bar{0}} = 0$. Thus we are not precluded from observing this alternative choice of counterfactual outcome $Y_k^{a,\bar{c}=\bar{0}}$ because an individual experiences a competing event by k . Competing events are therefore not censoring events for this choice and the counterfactual risk by $K + 1$ under a

$$\Pr[Y^{a,\bar{c}=\bar{0}} = 1] \quad (5)$$

is as in (1) of Section 3.1; the risk if all individuals had been assigned to treatment a and if we had somehow eliminated losses to follow-up with no intervention on competing events. However, when competing events exist there will be two different types of individuals with $Y^{a,\bar{c}=\bar{0}} = 0$: those who ultimately survive both the event of interest and the competing event (e.g. stroke and death from other causes) and those who ultimately experience a competing event (e.g. death from another cause) by $K + 1$.

Those familiar with conventional statistical notation can see that the risk (5) can be alternatively represented as $\Pr[T^{a,\bar{c}=0} \leq t_{K+1}, J^{a,\bar{c}=0} = 1]$ where, in the setting where competing events exist, we more generally define $T^{a,\bar{c}=0}$ as the counterfactual time to failure from either the event of interest ($J^{a,\bar{c}=0} = 1$) or a competing event ($J^{a,\bar{c}=0} = 2$), whichever comes first. Equivalence between $\Pr[T^{a,\bar{c}=0} \leq t_{K+1}, J^{a,\bar{c}=0} = 1]$ and the risk (5) follows by $Y_{k+1}^{a,\bar{c}=0} = I(T^{a,\bar{c}=0} \leq t_{k+1}, J^{a,\bar{c}=0} = 1)$, $k = 0, \dots, K$ with $I(\cdot)$ the indicator function. In the statistical literature, this risk has been called either the *subdistribution function* or the *cumulative incidence function* [Kalbfleisch and Prentice, 1980, Fine and Gray, 1999] evaluated at t_{K+1} . Here we denote this function explicitly by a counterfactual intervention where A is set to a and loss to follow-up is eliminated.

Analogously, the corresponding discrete-time hazard for this counterfactual

$$\Pr[Y_{k+1}^{a,\bar{c}=\bar{0}} = 1 | Y_k^{a,\bar{c}=\bar{0}} = 0] \quad (6)$$

is as in (2) of Section 3.1; the hazard of the event of interest at $k + 1$ if all individuals had been assigned to treatment a and we had somehow eliminated losses to follow-up but not competing events. The “risk set” of individuals at k , i.e, those with $Y_k^{a,\bar{c}=\bar{0}} = 0$, in this case is comprised by (i) those who have experienced neither the event of interest nor the competing event, and (ii) those who have not experienced the event of interest but have experienced the competing event by k .

When competing events exist, expression (6) can alternatively be represented as $\Pr[T^{a,\bar{c}=0} \in (t_k, t_{k+1}], J^{a,\bar{c}=0} = 1 | (T^{a,\bar{c}=0} > t_k \text{ or } \{T^{a,\bar{c}=0} \leq t_k \text{ and } J^{a,\bar{c}=0} \neq 1\})]$. This alternative representation of (6) follows by $Y_{k+1}^{a,\bar{c}=0} = I(T^{a,\bar{c}=0} \leq t_{k+1}, J^{a,\bar{c}=0} = 1)$ and

$$\begin{aligned} I(Y_k^{a,\bar{c}=0} = 0) &= I(\{Y_k^{a,\bar{c}=0} = 0, D_k^{a,\bar{c}=0} = 0\} \text{ or } \{Y_k^{a,\bar{c}=0} = 0, D_k^{a,\bar{c}=0} = 1\}) \\ &= I(T^{a,\bar{c}=0} > t_k \text{ or } \{T^{a,\bar{c}=0} \leq t_k \text{ and } J^{a,\bar{c}=0} \neq 1\}) \end{aligned}$$

and coincides with the *subdistribution hazard for cause $J = 1$* of the statistical literature in this counterfactual world.

We briefly note that two additional causal estimands are common in the competing risks literature. One common estimand is the hazard of the event of interest at $k + 1$ among those who have

not previously experienced the competing event. Under a counterfactual world where A is set to a and loss to follow-up is eliminated, this hazard can be written as

$$\Pr[Y_{k+1}^{a,\bar{c}=\bar{0}} = 1 | D_{k+1}^{a,\bar{c}=\bar{0}} = Y_k^{a,\bar{c}=\bar{0}} = 0] \quad (7)$$

Alternatively written as $\Pr[T^{a,\bar{c}=0} \in (t_k, t_{k+1}], J^{a,\bar{c}=0} = 1 | T^{a,\bar{c}=0} > t_k]$, this quantity coincides with the *cause-specific hazard for cause $J = 1$* of the statistical literature. Similarly, relative to this same counterfactual world, the hazard of the competing event itself at $k + 1$ among those who have not previously experienced the event of interest coincides with the *cause-specific hazard for cause $J = 2$* or

$$\Pr[D_{k+1}^{a,\bar{c}=\bar{0}} = 1 | D_k^{a,\bar{c}=\bar{0}} = Y_k^{a,\bar{c}=\bar{0}} = 0]. \quad (8)$$

which is alternatively written $\Pr[T^{a,\bar{c}=0} \in (t_k, t_{k+1}], J^{a,\bar{c}=0} = 2 | T^{a,\bar{c}=0} > t_k]$.

When the estimand of interest is (7), it is now clear that competing events are not censoring events; they do not render the counterfactual outcome of interest $Y_{k+1}^{a,\bar{c}=\bar{0}}$ unobserved. As before, it is known that $Y_{k+1}^{a,\bar{c}=\bar{0}} = 0$ for any individual previously experiencing a competing event without previously experiencing the event of interest. In the case of the estimand (7), competing events constitute *conditioning events*. Following arguments above, as competing events are post-treatment variables, a contrast in (7) under $a = 1$ versus $a = 0$ may be nonnull if treatment has a nonnull effect on the competing event before $k + 1$ even if treatment has a null effect on the event of interest at all times. This compounds the previously identified problem with interpreting hazard ratios as causal effects [Hernán et al., 2004, Hernán, 2010]. Also see Appendix A.

Finally, the other common estimand considered in the competing risks literature is the result of redefining Y_{k+1} as a composite outcome; i.e., an indicator of experiencing either the event of interest or the competing event by $k + 1$. This estimand, often considered in randomized trials, effectively eliminates competing events. However, it may profoundly alter the nature of the effect that is being estimated [Hernán et al., 2014].

3.3 Choosing between causal estimands when competing events exist

As we have just seen, the choice to consider a competing event as a censoring event or not is inherently linked to the choice of causal estimand. Competing events will be censoring events for counterfactual outcomes indexed by interventions on competing events. Competing events will not be censoring events for counterfactual outcomes that involve no intervention on competing events. The choice between these counterfactuals depends on both the scientific question of interest and the untestable assumptions we are willing to make. To fix ideas, say we were interested in the causal effect of treatment initiation A on the risk of the event of interest (e.g. stroke) by $K + 1$ on a difference scale.

First suppose we choose to define this risk as in (3). Then the risk difference

$$\Pr[Y^{a=1,\bar{c}=\bar{d}=\bar{0}} = 1] - \Pr[Y^{a=0,\bar{c}=\bar{d}=\bar{0}} = 1] \quad (9)$$

is a special case of a controlled direct effect [Robins and Greenland, 1992, Vanderweele, 2015]. This estimand is only well-defined if there exist sufficiently well-defined interventions to eliminate losses to follow-up and competing events (e.g. death from cancer). While we might imagine a study in which we could eliminate loss to follow-up (e.g. by investing more financial resources for follow-up), it is difficult to imagine a study in which we could eliminate competing events (e.g. by preventing death from cancer). The fact that interventions $\bar{d} = 0$ are not well-defined impacts the plausibility of assumptions required to identify estimands like (3) or (9) in studies with censoring events. These assumptions are discussed in the next section.

Second, suppose we alternatively choose to define risk as in (5). Then the risk difference

$$\Pr[Y^{a=1, \bar{c}=\bar{0}} = 1] - \Pr[Y^{a=0, \bar{c}=\bar{0}} = 1] \quad (10)$$

is defined in a world, closer to ours, where competing events (e.g. death from cancer) may occur. Therefore we do not need to consider the existence of hypothetical interventions to prevent competing events. However, this causal effect must be interpreted with caution. One concern is that the magnitude of (10) depends on the distribution of the competing events in the study population. Thus, even if (10) were perfectly estimated (or even known) in one population, it may fail to apply to another [Hernán and VanderWeele, 2011]; e.g. if there are more deaths from cancer in one population compared to the other.

A second concern is that misleading values of (10) may occur due to the fact that (10) captures the effect of treatment initiation A on the event of interest (e.g. stroke) through all pathways, including possibly through the effect of A on the competing event (e.g. death from another cause such as cancer). Consider the following extreme case. Suppose that, for all individuals in the study population, $D_1^{a=1, \bar{c}=\bar{0}} = 1$; that is, all individuals would die immediately from another cause if, possibly contrary to fact, they received treatment $A = 1$. As it is impossible to have a stroke after death, it follows that none of these individuals would have a stroke if they received $A = 1$ such that $\Pr[Y^{a=1, \bar{c}=\bar{0}} = 1] = 0$. Suppose further that, for all individuals, $D^{a=0, \bar{c}=\bar{0}} = 0$; that is, no individual would die from another cause at any time during the study period if, possibly contrary to fact, they received $A = 0$. Therefore, some individuals may have a stroke under $A = 0$. If at least one individual would have a stroke then $0 < \Pr[Y^{a=0, \bar{c}=\bar{0}} = 1] \leq 1$. It follows that, under this scenario, (10) will be negative.

However, this apparently protective effect of $A = 1$ versus $A = 0$ on risk of stroke, by this measure of risk, is explained by the fact that all individuals would immediately die from another cause after taking $A = 1$ while no individual would die from another cause after taking $A = 0$. Simultaneous reporting of estimates of the effect of treatment on the competing event may help illuminate such problems. In our example, knowing $\Pr[D^{a=1, \bar{c}=\bar{0}} = 1] - \Pr[D^{a=0, \bar{c}=\bar{0}} = 1] > 0$, the causal risk difference for death from another cause under $a = 1$ versus $a = 0$ and elimination of loss to follow-up is positive, in conjunction with the negative value of (10) is essential before recommending treatment with $A = 1$ versus $A = 0$ to a patient in this population.

4 Identification of the causal estimands

Both counterfactual risks (3) and (5) are defined in terms of interventions that eliminate censoring events. Under definition (3), both loss to follow-up and competing events are censoring events. Under definition (5), only loss to follow-up is a censoring event. We will now give untestable assumptions under which we may *identify* these two versions of the counterfactual risk in data with both competing events and loss to follow-up. We begin with the case where both events are censoring events.

4.1 When loss to follow-up and competing events are censoring events

To identify the counterfactual risk (3) using only observed variables, we must make untestable assumptions. Specifically, for each $k = 0, \dots, K$, consider the following three identifying assumptions:

1. Exchangeability 1:

$$\begin{aligned} & \bar{Y}_{K+1}^{a, \bar{c}=\bar{d}=0} \prod A, \\ & \underline{Y}_{k+1}^{a, \bar{c}=\bar{d}=0} \prod (C_{k+1}, D_{k+1}) | \bar{L}_k = \bar{l}_k, \bar{Y}_k = \bar{C}_k = \bar{D}_k = 0, A = a \end{aligned} \quad (11)$$

where \bar{l}_k is some realization of \bar{L}_k . This assumption requires that, in addition to the baseline observed treatment, at each follow-up time, all forms of censoring are independent of future counterfactual outcomes had everyone followed $A = a$ and censoring were eliminated given the measured past. Because loss to follow-up and competing events cannot be randomly assigned by an investigator in practice, these assumptions will not hold by design, even in an experiment where A is randomized.

2. Positivity 1:

$$\begin{aligned} & f_{A, \bar{L}_k, C_k, D_k, Y_k}(a, \bar{l}_k, 0, 0, 0) \neq 0 \implies \\ & \Pr[C_{k+1} = 0, D_{k+1} = 0 | \bar{L}_k = \bar{l}_k, C_k = D_k = Y_k = 0, A = a] > 0 \text{ w.p.1.} \end{aligned} \quad (12)$$

This assumption requires that, for any possibly observed level of treatment and covariate history amongst those remaining uncensored (here free of competing events and loss to follow-up) and free of the the event of interest through k , some individuals continue to remain uncensored through $k + 1$.

3. Consistency 1:

$$\begin{aligned} & \text{If } A = a \text{ and } \bar{C}_{k+1} = \bar{D}_{k+1} = 0, \\ & \text{then } \bar{L}_{k+1} = \bar{L}_{k+1}^{a, \bar{c}=\bar{d}=0} \text{ and } \bar{Y}_{k+1} = \bar{Y}_{k+1}^{a, \bar{c}=\bar{d}=0} \end{aligned} \quad (13)$$

This assumption requires that, if an individual has data consistent with the interventions indexing the counterfactual outcome of interest through $k + 1$, then her observed outcomes and

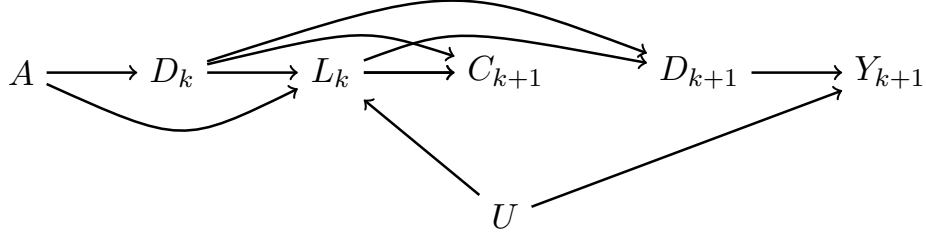


Figure 1: A causal DAG representing observed data generating assumptions under which a causal effect on the scale of the counterfactual risk (3) may be identified.

covariates through $k+1$ equal her counterfactual outcomes and covariates under that intervention. The consistency assumption is generally unrealistic when the counterfactual outcome of interest is indexed by an ill-defined intervention such as $\bar{d} = 0$ [Robins and Greenland, 2000, VanderWeele, 2009]. Further, as discussed by Hernán [2016], failure of consistency typically brings into question the plausibility of corresponding exchangeability and positivity assumptions.

Assumption (11) is represented by the causal directed acyclic graph (DAG) [Pearl, 1995] in Figure 1 for two arbitrary follow-up times. The assumption (11) holds in Figure 1 by (i) the unconditional absence of any unblocked backdoor paths between A and Y_{k+1} as well as (ii) the absence of any such paths between D_k and Y_{k+1} conditional only on A ; C_{k+1} and Y_{k+1} conditional only on L_k , D_k and A ; and D_{k+1} and Y_{k+1} conditional only on C_{k+1} , L_k , D_k and A . In Figure 1, (ii) is guaranteed by the absence of arrows from U , an unmeasured risk factor for the event of interest, into D_k , C_{k+1} and D_{k+1} . Note that we have omitted other arrows on the graph (e.g. an arrow from L_k to Y_{k+1}) to avoid clutter as adding any missing arrows from past into future measured variables will still preserve (i) and (ii).

Given assumptions (11), (12) and (13), the counterfactual risk (3) is identified by the following function of the observed data:

$$\sum_{\bar{l}_K} \sum_{k=0}^K \Pr[Y_{k+1} = 1 | \bar{L}_k = \bar{l}_k, \bar{C}_{k+1} = \bar{D}_{k+1} = \bar{Y}_k = 0, A = a] \times \prod_{j=0}^k \{ \Pr[Y_j = 0 | \bar{L}_{j-1} = \bar{l}_{j-1}, \bar{C}_j = \bar{D}_j = \bar{Y}_{j-1} = 0, A = a] \times f(l_j | \bar{l}_{j-1}, \bar{C}_j = \bar{D}_j = \bar{Y}_j = 0, a) \} \quad (14)$$

Expression (14) is the *g-formula* for the counterfactual risk (3) where $\Pr[Y_{k+1} = 1 | \bar{L}_k = \bar{l}_k, \bar{C}_{k+1} = \bar{D}_{k+1} = \bar{Y}_k = 0, A = a]$ is the discrete-time hazard of the event of interest in interval $k+1$ conditional on treatment and measured covariate history as well as remaining free of loss to follow-up and competing events. Similarly $f(l_k | \cdot)$ is the corresponding conditional density of L_k . The

proof of equivalence between (14) and (3), which follows directly from results given by Robins [1986, 1997], is reviewed in Appendix B.

The g-formula (14) has several algebraically equivalent representations. For example, we can equivalently write (14) using the following inverse probability weighted (IPW) representation

$$\sum_{k=0}^K h_k(a) \prod_{j=0}^{k-1} [1 - h_j(a)] \quad (15)$$

where

$$h_k(a) = \frac{E[Y_{k+1}(1 - Y_k)W_k | A = a]}{E[(1 - Y_k)W_k | A = a]} \quad (16)$$

and $W_k = W_k^C \times W_k^D$ with

$$W_k^C = \prod_{j=0}^k \frac{I(C_{j+1} = 0)}{\Pr[C_{j+1} = 0 | \bar{L}_j, \bar{C}_j = \bar{D}_j = \bar{Y}_j = 0, A = a]}$$

and

$$W_k^D = \prod_{j=0}^k \frac{I(D_{j+1} = 0)}{\Pr[D_{j+1} = 0 | \bar{L}_j, \bar{C}_{j+1} = \bar{D}_j = \bar{Y}_j = 0, A = a]}$$

where $E[\cdot]$ denotes expectation and the denominators of the weights W_k^C and W_k^D denote the probabilities of remaining free of each type of censoring (loss to follow-up and competing events, respectively) by $k+1$ conditional on measured history. Note that, given the identifying assumptions (11), (12) and (13), the observed data function (16) itself identifies the counterfactual hazard (4). See Appendix B for proof.

Our ability to represent the g-formula in different yet algebraically equivalent ways has implications for choices in estimating this function in high-dimensional settings. We will discuss this in Section 5.

4.2 When only loss to follow-up is a censoring event

Untestable assumptions are also required to identify the counterfactual risk (5) as a function of only observed variables. However, because only loss to follow-up (and not competing events) is a censoring event for causal effects defined on the scale of the counterfactual risk (5), assumptions required to identify such effects in data with competing events are generally weaker than those required to identify effects on the scale of the alternative counterfactual risk (3).

Specifically, for each $k = 0, \dots, K$, consider the following alternative versions of exchangeability, positivity and consistency:

1. Exchangeability 2:

$$\bar{Y}_{K+1}^{a, \bar{c}=0} \prod A,$$

$$\underline{Y}_{k+1}^{a, \bar{c}=0} \prod C_{k+1} | \bar{L}_k = \bar{l}_k, \bar{D}_k = \bar{d}_k, \bar{Y}_k = \bar{C}_k = 0, A = a \quad (17)$$

where D_k may be viewed as a covariate like those in L_k . This assumption requires that, in addition to the baseline observed treatment, at each follow-up time, censoring (here, only loss to follow-up) is independent of future counterfactual outcomes had everyone followed $A = a$ and censoring were eliminated given the measured past.

2. Positivity 2:

$$\begin{aligned} f_{A, \bar{L}_k, \bar{D}_k, C_k, Y_k}(a, \bar{l}_k, \bar{d}_k, 0, 0) \neq 0 \implies \\ \Pr[C_{k+1} = 0 | \bar{L}_k = \bar{l}_k, \bar{D}_k = \bar{d}_k, C_k = Y_k = 0, A = a] > 0 \text{ w.p.1} \end{aligned} \quad (18)$$

Note that for any k such that $D_k = 1$, this assumption holds by definition because, in this case, the probability of remaining uncensored by $k + 1$ is 1 (individuals who fail from the competing event by k are, by definition, not loss to follow-up).

3. Consistency 2:

$$\begin{aligned} \text{If } A = a \text{ and } \bar{C}_{k+1} = 0, \\ \text{then } \bar{L}_{k+1} = \bar{L}_{k+1}^{a, \bar{c}=0}, \bar{D}_{k+1} = \bar{D}_{k+1}^{a, \bar{c}=0} \text{ and } \bar{Y}_{k+1} = \bar{Y}_{k+1}^{a, \bar{c}=0} \end{aligned} \quad (19)$$

Note that no intervention is now defined on competing events.

The causal DAG in Figure 2 represents a possible observed data generating assumption for an arbitrary subset of the follow-up that is in line with these alternative identifying assumptions. The only difference between Figure 2 and Figure 1 is the former allows for the presence of arrows from the unmeasured risk factor for the event of interest U into the competing event at each time (D_k and D_{k+1}). As discussed in the previous section, the presence of these arrows would violate assumption (11) rendering causal effects on the scale of the risk (3) unidentified. By contrast, the alternative assumption (17) is not precluded by the presence of these arrows. Figure 2 is consistent with assumption (17) by (i) the unconditional absence of any unblocked backdoor paths between A and Y_{k+1} as well as (ii) the absence of such paths between C_{k+1} and Y_{k+1} , conditional only on L_k , D_k and A . The latter is guaranteed by the lack of an arrow from U into C_{k+1} , even when there are arrows from U into competing events.

Given assumptions (17), (18) and (19), the counterfactual risk (5) is identified by the following alternative g-formula:

$$\begin{aligned} \sum_{\bar{l}_K} \sum_{\bar{d}_{K+1}} \sum_{k=0}^K \Pr[Y_{k+1} = 1 | \bar{L}_k = \bar{l}_k, \bar{D}_{k+1} = \bar{d}_{k+1}, \bar{C}_{k+1} = \bar{Y}_k = 0, A = a] \times \\ \prod_{j=0}^k \{ \Pr[Y_j = 0 | \bar{L}_{j-1} = \bar{l}_{j-1}, \bar{D}_j = \bar{d}_j, \bar{C}_j = \bar{Y}_{j-1} = 0, A = a] \times \\ \Pr[D_{j+1} = d_{j+1} | \bar{l}_j, \bar{d}_j, \bar{C}_{j+1} = \bar{Y}_j = 0, a] \times f(l_j | \bar{l}_{j-1}, \bar{d}_j, \bar{C}_j = \bar{Y}_j = 0, a) \} \end{aligned} \quad (20)$$

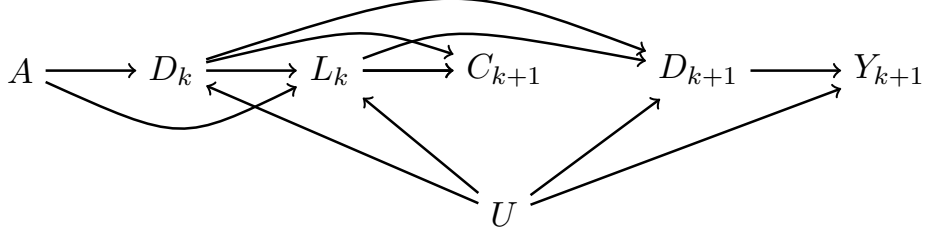


Figure 2: A causal DAG representing observed data generating assumptions under which a causal effect on the scale of the counterfactual risk (5) may be identified while an effect on the scale of the counterfactual risk (3) is not identified.

The proof of equivalence between the risk (5) and (20) given (17), (18), and (19) also follows from earlier results by Robins [1986, 1997] by defining \bar{D}_k as an implicit component of \bar{L}_k . See Appendix B.

Unlike \bar{L}_k , \bar{D}_k has a deterministic relationship with the event of interest. As a result, (20) is algebraically equivalent to the following somewhat simplified expression

$$\sum_{\bar{l}_K} \sum_{k=0}^K \Pr[Y_{k+1} = 1 | \bar{L}_k = \bar{l}_k, \bar{C}_{k+1} = \bar{D}_{k+1} = \bar{Y}_k = 0, A = a] \times \prod_{j=0}^k \{ \Pr[Y_j = 0 | \bar{L}_{j-1} = \bar{l}_{j-1}, \bar{C}_j = \bar{D}_j = \bar{Y}_{j-1} = 0, A = a] \times \Pr[D_{j+1} = 0 | \bar{l}_j, \bar{C}_{j+1} = \bar{D}_j = \bar{Y}_j = 0, a] \times f(\bar{l}_j | \bar{l}_{j-1}, \bar{C}_j = \bar{D}_j = \bar{Y}_j = 0, a) \} \quad (21)$$

where $\Pr[D_{k+1} = 1 | \bar{l}_k, \bar{D}_k = \bar{C}_{k+1} = \bar{Y}_k = 0, a]$ is the discrete-time hazard of the competing event in interval $k + 1$ conditional on treatment and covariate history as well as remaining free of loss to follow-up and the event of interest. This simplification follows because, given $D_{k+1} = 1$ for any $k = 0, \dots, K$ it will be the case that $\underline{Y}_{k+1} = 0$. Thus expression (21) makes explicit that all terms in the sum (20) over \bar{d}_{K+1} are zero when $d_{k+1} = 1$ for any $k = 0, \dots, K$. Taubman et al. [2009] first gave the expression (21), generalized to the setting where interest is in the causal effects of sustaining different treatment strategies over time, rather than simply being randomized to different treatments at baseline.

Analogously, there are multiple different algebraically equivalent IPW representations of (21). One is:

$$\sum_{k=0}^K h_k^{sub}(a) \prod_{j=0}^{k-1} [1 - h_j^{sub}(a)] \quad (22)$$

where

$$h_k^{sub}(a) = \frac{\mathbb{E}[Y_{k+1}(1 - Y_k)W_k^{sub} | A = a]}{\mathbb{E}[(1 - Y_k)W_k^{sub} | A = a]}, \quad (23)$$

and

$$W_k^{sub} = \prod_{j=0}^k \frac{I(C_{j+1} = 0)}{\Pr[C_{j+1} = 0 | \bar{D}_j, \bar{L}_j, \bar{C}_j = \bar{Y}_j = 0, A = a]},$$

Note that, given (17), (18) and (19), the IPW function (23) itself identifies the counterfactual hazard (6). See Appendix B.

A second algebraically equivalent IPW representation of (21) is:

$$\sum_{k=0}^K h_k^1(a) \{1 - h_k^2(a)\} \prod_{j=0}^{k-1} [\{1 - h_j^1(a)\} \{1 - h_j^2(a)\}] \quad (24)$$

where

$$h_k^1(a) = \frac{\mathbb{E}[Y_{k+1}(1 - D_{k+1})(1 - Y_k)W_k^C | A = a]}{\mathbb{E}[(1 - D_{k+1})(1 - Y_k)W_k^C | A = a]}, \quad (25)$$

$$h_k^2(a) = \frac{\mathbb{E}[D_{k+1}(1 - Y_k)(1 - D_k)W_k^C | A = a]}{\mathbb{E}[(1 - Y_k)(1 - D_k)W_k^C | A = a]}, \quad (26)$$

and W_k^C is defined as in Section 4.1. See Appendix B.

Following our discussion in Section 3.3, when using the counterfactual risk (5) to quantify the causal effect of treatment, it is important to also quantify the treatment effect on the competing event itself, which requires additional untestable assumptions given in Appendix B along with the corresponding g-formula for $\Pr[D^{a, \bar{c}=\bar{0}} = 1]$. Further shown in Appendix B is that, given exchangeability, positivity and consistency assumptions for identification of $\Pr[D^{a, \bar{c}=\bar{0}} = 1]$ along with the identifying assumptions (17), (19) and (18), the IP weighted functions (25) and (26) themselves identify the counterfactual cause-specific hazards (7) and (8), respectively.

Note, the data generating assumptions of Figure 2 are consistent with these assumptions; that is, consistent with assumptions under which causal treatment effects on the scale of *both* the counterfactual risk of the event of interest (5) and the risk of the competing event $\Pr[D^{a, \bar{c}=\bar{0}} = 1]$ may be identified by (i) the unconditional absence of any unblocked backdoor paths between A and Y_{k+1} ; A and D_k ; and A and D_{k+1} and (ii) the absence of such paths between C_{k+1} and Y_{k+1} , as well as C_{k+1} and D_{k+1} , conditional only on L_k , D_k and A .

5 Implications for choosing an analytic method

The results summarized in Sections 3 and 4 have immediate implications for choosing an appropriate analytic method when faced with competing events data. These results make explicit that our choice should be restricted to methods that can consistently estimate the identifying function that results from (i) our choice of counterfactual estimand and (ii) an explicit set of untestable assumptions linking that estimand to the variables we have measured.

In realistic high-dimensional settings where nonparametric estimation of the resulting identifying function is infeasible, several consistent estimators may be available for that function. These

estimators differ only by how they handle curse of dimensionality via parametric models or other means of smoothing over areas where there is little or no data support. The various algebraically equivalent representations of the same identifying function that we considered in Section 4 can be used to motivate such estimation choices. However, we stress that these are last stage choices that come as a result of first choosing an estimand and set of identifying assumptions. In this section, we briefly relate existing analytic methods to different identifying functions considered in Section 4, possibly under additional parametric constraints to deal with curse of dimensionality.

5.1 G-methods

As above, the functions (14) and (21), respectively, correspond to two versions of the g-formula for risk by some follow-up $K+1$ had A been set to a and censoring been eliminated. Our results thus far have made clear that the choice between these functions will depend entirely on whether our causal estimand of interest is an effect on the scale of the counterfactual risk (3) or the counterfactual risk (5). Under the former, competing events are censoring events and under the latter they are not. Whichever function we choose via such substantive considerations, there still remains the problem of how to proceed with estimating such functions in a sample of data. Estimation proves challenging in realistic settings where \bar{L}_k contains many components and/or K is large. When even one component of \bar{L}_k is a continuous variable, sums in these expressions must be replaced by integrals.

Methods that can be used to estimate the g-formula and associated contrasts in such practical settings are together called *g-methods*. The parametric g-formula [Robins, 1986] (interchangeably called *g-computation* or the *plug-in g-formula* [Hernán and Robins, 2018]) is one such method. To deal with curse of dimensionality, this approach directly estimates under parametric model constraints the components of the g-formula expression such as that in (14) or (21), then uses Monte Carlo simulation based on the estimated conditional densities to approximate the high-dimensional sum/integral over all risk factor histories. A key distinction between expressions (14) and (21) is that the latter depends on knowledge of the discrete-time hazard of the competing event $\Pr[D_{k+1} = 1 | \bar{L}_k = \bar{l}_k, \bar{D}_k = \bar{C}_{k+1} = \bar{Y}_k = 0, a]$ for each time index k , while the former does not. Thus, a parametric g-formula estimator for the latter will rely on an estimate of this quantity while the former will not. See Logan et al. [2016] for a description of the parametric g-formula algorithm for estimating (14) versus (21) and associated contrasts (risk differences/risk ratios) along with SAS code examples.

The parametric g-formula may require especially strong model assumptions in practice, particularly when \bar{L}_k contains continuous components or is otherwise high-dimensional. In Section 4, we considered algebraically equivalent IPW representations of both (14) and (21) which motivate semiparametric alternative estimators. These generally rely on alternative constraints for dealing with curse of dimensionality.

Specifically, when the goal is to estimate causal treatment effects on the scale of the counterfactual risk (3), expression (15) suggests that an alternative to the parametric g-formula for estimating (14) in high-dimensional settings is an IPW estimator with weights estimated via para-

metric assumptions or some other form of data dimension reduction on the denominators of W_k^C and W_k^D . In practice, an additional model constraint may be placed on the function (16), which may be necessary when a takes many levels and/or there are many measurement intervals k . Such a model corresponds to a special case of a marginal structural model or MSM [Robins, 2000]; e.g., the proportional hazards MSM:

$$h_k(a) = h_k(a = 0)\exp\{\beta_1 a\} \quad (27)$$

Following arguments in Section 4, as (16) identifies the counterfactual hazard (4) under (11), (12), and (13), then an IPW estimator (or any other consistent estimator) of β_1 in the model (27) may be interpreted in terms of an estimate of the counterfactual hazard ratio defined by (4) comparing $a = 1$ to $a = 0$ provided these untestable assumptions hold and the model (27) is correctly specified. In Appendix C, we describe an IPW algorithm for estimating effects on the scale of the counterfactual risk (3) via expression (15), possibly under an MSM constraint for (16). This approach follows previously described estimating equation methodology with the competing event algorithmically treated like loss to follow-up [Hernán et al., 2000]. In the special case where all models used to construct a parametric g-formula estimate and IPW estimate of the g-formula (14) all perfectly fit the data, these two approaches will give equivalent results.

When the goal is to estimate causal treatment effects on the scale of the counterfactual risk (5), we considered two different algebraically equivalent IPW representations of the g-formula (21), suggesting two different IPW estimators for the risk (5); one based on expression (22) and another based on expression (24). IPW estimators derived from (22) will rely on a correctly specified model for the denominator of W_k^{sub} along with, possibly, an MSM constraint for (23); e.g. the alternative proportional hazards MSM

$$h_k^{sub}(a) = h_k^{sub}(a = 0)\exp\{\psi_1 a\} \quad (28)$$

Following arguments in Section 4, an IPW estimator (or any other consistent estimator) of ψ_1 may consistently estimate the counterfactual hazard ratio defined by (6) comparing different levels of a under untestable assumptions (17), (18), and (19), provided the model (28) is correctly specified. Following previous work by Bekaert et al. [2010], in Appendix C we describe an IPW algorithm for estimating treatment effects on the scale of the counterfactual risk (5) via expression (22), possibly under an MSM constraint for (23).

Alternative IPW estimators of the counterfactual risk (5) derived from the second IPW representation of the g-formula (24) will rely on a correctly specified model for the denominator of W_k^C along with, possibly, MSM constraints on the functions (25) and (26). IPW estimators of the parameters of MSMs for (25) and (26) have been described by Moodie et al. [2014]. Also see Appendix D of Young et al. [2018]. In the special case where all models used to construct a parametric g-formula estimator and both of these possible IPW estimators of the g-formula (21) all perfectly fit the data, these three approaches will give equivalent results. Finally note that alternative, including doubly-robust, estimators of expressions (14) and (21) may be derived by considering alternative algebraically equivalent representations of the g-formula in terms of a series of nested conditional means [J.M. Robins and A. Rotnitzky, 1992, D.O. Scharfstein and A. Rotnitzky and J.M. Robins, 1999, van der Laan and Robins, 2003, Bang and Robins, 2005, van der Laan and Rose, 2011, Schnitzer et al., 2015].

5.2 Classical methods

Under the restricted special case where \underline{L}_1 is the empty set \emptyset , well-known methods for survival analysis can be used in place of g-methods to estimate the functions considered in Section 4 (as we have implicitly restricted the population to one level of baseline risk factors L_0). For example, under the special case of $\underline{L}_1 = \emptyset$, the g-formula (14) reduces to

$$\sum_{k=0}^K h_{k,restrict}(a) \prod_{j=0}^{k-1} [1 - h_{j,restrict}(a)]$$

where

$$h_{k,restrict}(a) = \Pr[Y_{k+1} = 1 | \bar{C}_{k+1} = \bar{D}_{k+1} = \bar{Y}_k = 0, A = a] \quad (29)$$

This restricted version of (14) can be estimated by the complement of the popular product-limit survival estimator [Kaplan and Meier, 1958]. Following identification arguments of Section 4, given the untestable assumptions (11), (12), and (13) hold under the restrictive case with $\underline{L}_1 = \emptyset$ then a contrast of such estimators for different levels of a is a consistent estimator of the causal effect of A on the scale of the counterfactual (3). Such assumptions are consistent with the causal DAG of Figure 1 further restricted such that more arrows are removed; for example the arrows $L_k \rightarrow D_{k+1}$ and $L_k \rightarrow C_{k+1}$.

Also for the special case of $\underline{L}_1 = \emptyset$, the IP weighted function (16) reduces to (29). Well-known partial likelihood methods [Cox, 1975] can be used to estimate the parameters of a model for a ratio defined in terms of the function $h_{k,restrict}(a)$ in (29) for different levels of a as a function of a and possibly k ; e.g. the proportional hazards model

$$h_{k,restrict}(a) = h_{k,restrict}(a = 0) \exp \left\{ \tilde{\beta}_1 a \right\} \quad (30)$$

Following our identification arguments, provided model (30) is correctly specified and given underlying identifying assumptions (11), (12), and (13) hold for the special case of $\underline{L}_1 = \emptyset$, then any consistent estimator of $\tilde{\beta}_1$ may then consistently estimate the counterfactual hazard ratio on the scale of (4). As above, these assumptions are only consistent with the causal DAG of Figure 1 when additional arrows are removed. Importantly, in addition to the IP weighted function (16), the IP weighted function (25) *also* reduces to (29) when $\underline{L}_1 = \emptyset$. Following arguments in Section 4, provided model (30) is correctly specified and given the *alternative* underlying identifying assumptions (17), (18), (19), along with the exchangeability, positivity, and consistency assumptions given in Corollary 8 of Appendix B all hold for the special case of $\underline{L}_1 = \emptyset$, then any consistent estimator of $\tilde{\beta}$ may *alternatively* estimate the counterfactual hazard ratio on the scale of (7). This duality of interpretation of the parameter of a proportional hazards model such as that given in (30) when competing events exist particularly highlights the importance of being explicit as to the counterfactual estimand of interest and the underlying assumptions we are making to link the data to that estimand.

Similarly, for the special case of $\underline{L}_1 = \emptyset$, the g-formula (21) reduces to

$$\sum_{k=0}^K h_{k,restrict}(a) \{1 - h_{k,restrict}^2(a)\} \prod_{j=0}^{k-1} [\{1 - h_{j,restrict}(a)\} \{1 - h_{j,restrict}^2(a)\}]$$

where $h_{k,restrict}(a)$ is as above and $h_{k,restrict}^2(a) = \Pr[D_{k+1} = 1 | \overline{C}_{k+1} = \overline{D}_k = \overline{Y}_k = 0, A = a]$. This restricted version of (21) can be nonparametrically estimated by the classical subdistribution cumulative incidence estimator [Kaplan and Meier, 1958, Gooley et al., 1999]. Given the untestable assumptions (17), (18), and (19) hold under the restrictive case of $\underline{L}_1 = \emptyset$ then a contrast of such estimators for different levels of a is a consistent estimator of the causal effect of A on the scale of the risk (5). Such assumptions are consistent with the causal DAG of Figure 2 only when additional arrows are removed; for example the arrow $L_k \rightarrow C_{k+1}$.

Again, following Section 4, it is straightforward to see that this restricted version of (21) has the algebraically equivalent IPW representation

$$\sum_{k=0}^K h_{k,restrict}^{sub}(a) \prod_{j=0}^{k-1} [1 - h_{j,restrict}^{sub}(a)]$$

where

$$h_{k,restrict}^{sub}(a) = \frac{E[Y_{k+1}(1 - Y_k)W_{k,restrict}^{sub} | A = a]}{E[(1 - Y_k)W_{k,restrict}^{sub} | A = a]},$$

and

$$W_{k,restrict}^{sub} = \prod_{j=0}^k \frac{I(C_{j+1} = 0)}{\Pr[C_{j+1} = 0 | \overline{D}_j, \overline{C}_j = \overline{Y}_j = 0, A = a]},$$

This is because the IP weighted function (23) of Section 4 reduces to $h_{k,restrict}^{sub}(a)$ when $\underline{L}_1 = \emptyset$. Semiparametric methods for estimating the parameters of a model for a ratio of $h_{k,restrict}^{sub}(a)$ for different levels of a as a function of a and possibly k have been given by Fine and Gray [1999]; e.g. the alternative proportional hazards model

$$h_{k,restrict}^{sub}(a) = h_{k,restrict}^{sub}(a = 0) \exp \left\{ \tilde{\psi}_1 a \right\} \quad (31)$$

Following identification arguments in Section 4, provided model (31) is correctly specified and given assumptions (17), (18), and (19) hold for the restrictive case of $\underline{L}_1 = \emptyset$, then any consistent estimator of $\tilde{\psi}_1$ may consistently estimate the counterfactual hazard ratio defined by (6). As above, these assumptions are only consistent with the causal DAG of Figure 2 when additional arrows are removed; for example the arrow $L_k \rightarrow C_{k+1}$.

Finally, when it is unreasonable to assume for a particular estimand that a given version of exchangeability, positivity, and consistency holds for $\underline{L}_1 = \emptyset$, the analyst may be tempted to apply classical methods such as those considered in this section within strata of $\underline{L}_1 \neq \emptyset$. However, in this setting, classical methods will generally fail to recover any sort of causal effect of treatment A on the event of interest when L_k , $k > 1$ is affected by A , even in the complete absence of parametric model misspecification [Robins, 1986, Robins and Hernán, 2009]. The condition that L_k is affected by A is allowed under both Figures 1 and 2 by the arrow $A \rightarrow L_k$. See related arguments in Appendix A.

6 Principal stratum effects

We have restricted our attention in this paper to *single-world* counterfactual estimands. In particular, all of the estimands considered in Section 3 could be identified (and, in turn, estimated) in a study where A is randomized at baseline and censoring is eliminated. Of course, when censoring events include competing events, such a randomized study is not generally implementable in practice.

In contrast to single-world counterfactual estimands, we might alternatively consider *principal stratum effects* [Robins, 1986, Frangakis and Rubin, 2002] which require knowledge of counterfactual outcomes under different worlds for the same individual. For example, the *survivor average causal effect (SACE)* [Rubin, 2000] on the risk of the event of interest by $K + 1$ can be written as

$$\begin{aligned} & \Pr[Y^{a=1, \bar{c}=\bar{0}} = 1 | D^{a=0, \bar{c}=\bar{0}} = 0, D^{a=1, \bar{c}=\bar{0}} = 0] - \\ & \Pr[Y^{a=0, \bar{c}=\bar{0}} = 1 | D^{a=0, \bar{c}=\bar{0}} = 0, D^{a=1, \bar{c}=\bar{0}} = 0] \end{aligned} \tag{32}$$

The estimand (32) is nearly equivalent to the risk difference (10). The only distinction is that, in (32), each term in the difference is restricted to the subset of individuals who would not experience the competing event during the follow-up under either level of treatment A . As no individual in this subset will experience a competing event, the risk difference (32) does not suffer the limitation of (10) that an apparently protective treatment effect on the event of interest may be due to a harmful effect on the competing event as discussed in Section 3.3. Further, unlike the risk difference (9), the estimand (32) does not require conceiving of any intervention on competing events; that is, loss to follow-up is the only censoring event.

However, even in a study with A randomized at baseline and no loss to follow-up, we generally cannot identify (32) without untestable assumptions as we do not know which subset of individuals (if any) constitute the principal stratum without such assumptions; for example, for those with $A = 1$ we do not observe $D^{\bar{c}=\bar{0}, a=0}$. Like causal effects defined by (3), identification of (32) generally relies on the assumption of no unmeasured common causes of the event of interest and the competing event (true under Figure 1 and false under Figure 2). Tchetgen Tchetgen [2014] gives identifying functions (and, in turn, estimators) that may recover (32) under data generating assumptions consistent with the causal DAG in Figure 1; i.e. data generating assumptions that allow for measured post-baseline patient characteristics that are risk factors for the the event of interest and the competing event as well as, themselves, affected by past treatment.

Note that for non-survival continuous outcomes (e.g. blood pressure at the end of follow-up), average causal effects of A on the outcome that do not restrict to the principal stratum of individuals who would never experience the competing event cannot be defined without conceiving of interventions that eliminate competing events. For such outcomes, when the competing event occurs, the outcome is undefined (rather than known to be absent as in the case of a failure event). Here we must define competing events as censoring events if we wish to estimate overall population-level effects and not effects restricted to principal strata.

Finally, Tchetgen Tchetgen et al. [2012] have shown that the g-formula which identifies the outcome mean under an intervention that eliminates competing events given assumptions akin to

those of Section 4.1 may alternatively identify a weighted average of principal stratum effects under alternative identifying assumptions that allow identification of such effects. This suggests that even g-methods may give estimates with a duality of interpretation, further underscoring the importance of explicit statement of the causal estimand and consideration of underlying assumptions in analyzing data with competing events.

7 Discussion

In this paper we have clarified that, when interest is in the effect of a treatment on an event of interest subject to competing events, a principled approach to selecting amongst statistical methods should be driven by the choice of a clearly defined counterfactual estimand and the untestable assumptions consciously and explicitly made in order to link that estimand to the available data. In particular, we showed that the choice of whether or not to consider a competing event as a censoring event can be understood as, fundamentally, a choice between different estimands. We considered advantages and disadvantages of these different estimands, including the relative strength of untestable assumptions required to recover them in censored data. Responding to concerns raised recently by Lesko and Lau [2017], we further illustrated how these assumptions can be assessed graphically using causal diagrams that encode underlying data generating assumptions.

We showed that, given a particular choice of estimand and set of untestable assumptions, often multiple, algebraically equivalent ways of representing the resulting identifying function will lead to different statistical methods for practical estimation of that function. These methods will give the same answer in the absence of model misspecification but will differ in realistic high-dimensional settings where saturated models are infeasible. This provides one approach to sensitivity analysis to model misspecification as different conclusions from algebraically equivalent methods can only be due to model misspecification. We further showed that functions estimated under classical approaches to competing risk analysis will generally recover causal estimands of interest only under restrictive assumptions on time-varying selection bias due to the presence of censoring. We grounded key terminology associated with classical approaches, which may be a particular source of confusion amongst researchers, within this formal counterfactual framework. We also showed that some common functions, including the parameter of a proportional hazards model, may be linked to different counterfactual estimands depending on the underlying identifying assumptions, even in the absence of model misspecification. This potential duality of interpretation particularly underscores the need for explicitly defined estimands and assumptions when analyzing competing events data.

Edwards et al. [2016] recently gave a counterfactual definition of risk under hypothetical treatment interventions similar to that of (5). However, Edwards et al. [2016] take the position that “Competing events are not the same as censoring events and should be treated differently in analyses (page 2)”, whereas we explain that the decision to treat competing events as censoring events depends on the causal question of interest. Also, they state that “The measure that results from censoring competing events is the *conditional* risk...(page 3)”, whereas we explain that the alternative risk (3), just like the risk (5), is more appropriately described as a *marginal* (unconditional) risk as it refers to the entire study population. By contrast, as discussed in Section 3, with respect to the

estimand (7), competing events are conditioning events (and not censoring events). When targeting estimands like (3) for which competing events are censoring events, formal methods for sensitivity analysis to unmeasured selection bias may be especially important to consider [Robins et al., 2000].

While this paper focused on the central role of the scientific question to determine whether a competing event is a censoring event, we stress that this choice does not uniquely apply to competing events. Many other events observed during the course of a longitudinal study may involve such a choice, analogously, depending entirely on the causal estimand of interest. For example, here we considered counterfactual outcomes indexed by interventions only on baseline initiation of a given treatment strategy. In this case, failure to comply with the assigned strategy through a given follow-up time k might be reasonably assumed a needed component of L_k to ensure exchangeability for censoring by other events (e.g. loss to follow-up) but is not itself a censoring event because it does not preclude observation of the relevant counterfactual outcome. Had, instead, we considered counterfactual outcomes indexed by interventions resulting in sustained adherence to a given strategy, then failure to later adhere would constitute a censoring event as this event does preclude observation of this outcome.

As another example, in many studies there is incomplete follow-up (in addition to loss to follow-up). For a given individual, the outcome of interest may be measured (and thus the individual is not lost) but time-varying covariates needed to ensure exchangeability for other forms of censoring (loss to follow-up, noncompliance) may fail to be measured at certain times prior to that outcome measurement due to missed study or clinic visits. If the precise counterfactual outcome of interest involves an intervention on the visit process – e.g. “never allow missed visits” – then censoring events will be a function of missed visits (in addition to possibly other events like loss to follow-up or treatment strategy noncompliance). By contrast, if the counterfactual outcome of interest involves no intervention on the visit process, this process may itself act as a needed covariate to ensure exchangeability for future censoring by other events such as loss to follow-up or noncompliance. A missed visit will not, itself, be a censoring event in that case. For related discussion, see Hernán et al. [2009].

In conclusion, the choice to consider a competing event, or any event that may be observed during a longitudinal follow-up period, as a censoring event or not is a direct result of the precise scientific question of interest. Making this choice of estimand explicit aids in understanding the nature and strength of assumptions needed to answer that question in studies with those events. Such explicit consideration of the scientific question and required assumptions to answer that question is in turn essential for ultimately making an informed choice of analytic method and methods of sensitivity analysis to failure of identifying assumptions and model misspecification.

References

- P.K. Andersen, R.B. Gessoes, T. de Witte, and H. Putter. Competing risks in epidemiology: possibilities and pitfalls. *International Journal of Epidemiology*, 41:861–70, 2012.
- H. Bang and J. M. Robins. Doubly robust estimation in missing data and causal inference models. *Biometrics*, 61:692–972, 2005.

- M. Bekaert, S. Vansteelandt, and K. Mertens. Adjusting for time-varying confounding in the subdistribution analysis of a competing risk. *Lifetime Data Analysis*, 16:45–70, 2010.
- D.R. Cox. Partial likelihood. *Biometrika*, 62:269–76, 1975.
- R.B. D’agostino, M. Lee M, and A.J. Belanger. Relation of pooled logistic regression to time-dependent Cox regression analysis:the Framingham Heart Study. *Statistics in Medicine*, 9:1501–1515, 1990.
- D.O. Scharfstein and A. Rotnitzky and J.M. Robins. Adjusting for non ignorable drop-out using semiparametric nonresponse models. *Journal of the American Statistical Association*, 94:1096–1120, 1999.
- J.K. Edwards, L.L. Hester, M. Gokhale, and C. R. Lesko. Methodologic issues when estimating risks in pharmacoepidemiology. *Current Epidemiology Reports*, 3(4):285–296, 2016.
- J.P. Fine and R.J. Gray. A proportional hazards model for the subdistribution of a competing risk. *Journal of the American Statistical Association*, 94(446):496–509, 1999.
- C.E. Frangakis and D.B. Rubin. Principal Stratification in causal inference. *Biometrics*, 58:21–29, 2002.
- T. A. Gooley, W. Leisenring, J. Crowley, and B. E. Storer. Estimation of failure probabilities in the presence of competing risks: new representations of old estimators. *Statistics in Medicine*, 18:695–706, 1999.
- M. A. Hernán. The hazards of hazard ratios. *Epidemiology*, 21(1):13–15, 2010.
- M. A. Hernán. Does water kill? A call for less casual causal inferences. *Annals of Epidemiology*, 10:674–80, 2016.
- M. A. Hernán and J.M. Robins. *Causal Inference*. CRC Press, 2018. URL <https://www.hsph.harvard.edu/miguel-hernan/causal-inference-book/>. forthcoming.
- M. A. Hernán and T. J. VanderWeele. Compound treatments and transportability of causal inference. *Epidemiology*, 22(3):368–377, 2011.
- M. A. Hernán, B. Brumback, and J. M. Robins. Marginal structural models to estimate the causal effect of zidovudine on the survival of HIV-positive men. *Epidemiology*, 11(5):561–570, 2000.
- M A Hernán, S Hernández-Díaz, and J M Robins. A structural approach to selection bias. *Epidemiology*, 15:615–625, 2004.
- M. A. Hernán, M. McAdams, N. McGrath, E. Lanoy, and D. Costagliola. Observation plans in longitudinal studies with time-varying treatments. *Statistical Methods in Medical Research*, 18(1):27–52, 2009.
- M. A. Hernán, E.F. Schisterman, and S. Hernández-Díaz. Invited Commentary: Composite outcomes as an attempt to escape from selection bias and related paradoxes. *American Journal of Epidemiology*, 179(3):368–370, 2014.

- J.M. Robins and A. Rotnitzky. Recovery of information and adjustment for dependent censoring using surrogate markers. In *AIDS Epidemiology – Methodological Issues*, pages 297–331. New York: Springer, 1992.
- J. D. Kalbfleisch and R. L. Prentice. *The Statistical Analysis of Failure Time Data*. New York: John Wiley, 1980.
- E.L. Kaplan and P. Meier. Nonparametric estimation from incomplete observations. *Journal of the American Statistical Association*, 53(282):457–81, 1958.
- A. Larouche, J. Beyersmann, and J.P. Fine. Comments on ‘Analyzing and interpreting competing risk data’. *Statistics in Medicine*, 26:3676–80, 2007.
- B. Lau, S.R. Cole, and S.J. Gange. Competing risk regression models for epidemiologic data. *American Journal of Epidemiology*, 170(2):244–56, 2015.
- C.R. Lesko and B. Lau. Bias due to confounders for the exposure-competing risk relationship. *Epidemiology*, 28(1):20–27, 2017.
- R.W. Logan, J.G. Young, S. Taubman, S. Lodi, S. Picciotto, G. Danaei, and M. A. Hernán. GFORMULA SAS MACRO. 2016. URL <https://www.hsph.harvard.edu/causal/software>.
- E.E. Moodie, D.A. Stephens, and M.B. Klein. A marginal structural model for multiple-outcome survival data: assessing the impact of injection drug use on several causes of death in the Canadian Co-infection Cohort. *Statistics in Medicine*, 33(8):1409–25, 2014.
- J. Pearl. Causal diagrams for empirical research. *Biometrika*, 82:669–710, 1995.
- M. Pintilie. Analyzing and interpreting competing risk data. *Statistics in Medicine*, 26:1360–67, 2007.
- J. M. Robins. A new approach to causal inference in mortality studies with a sustained exposure period: application to the healthy worker survivor effect. *Mathematical Modelling*, 7:1393–1512, 1986. [Errata (1987) in *Computers and Mathematics with Applications* 14, 917-921. Addendum (1987) in *Computers and Mathematics with Applications* 14, 923-945. Errata (1987) to addendum in *Computers and Mathematics with Applications* 18, 477.].
- J. M. Robins. Causal inference from complex longitudinal data. In M. Berkane, editor, *Latent Variable Modeling and Applications to Causality. Lecture notes in statistics 120*, pages 69–117. Springer-Verlag, 1997.
- J. M. Robins. Marginal structural models versus structural nested models as tools for causal inference. In *Statistical Models in Epidemiology*, pages 95–133. New York: Springer, 2000.
- J. M. Robins and S. Greenland. Comment on “Causal Inference Without Counterfactuals” by A.P. Dawid. *Journal of the American Statistical Association – Theory and Methods*, 95:477–482, 2000.
- J. M. Robins and M. A. Hernán. Estimation of the causal effects of time-varying exposures. In G Fitzmaurice, M Davidian, G Verbeke, and G Molenberghs, editors, *Advances in Longitudinal Data Analysis*, pages 553–599. Boca Raton, FL: Chapman and Hall/CRC Press, 2009.

- J.M. Robins and S. Greenland. Identifiability and exchangeability for direct and indirect effects. *Epidemiology*, 3(2):143–155, 1992.
- JM Robins, A Rotnitzky, and DO Scharfstein. Sensitivity analysis for selection bias and unmeasured confounding in missing data and causal inference models. In E. Halloran and D Berry, editors, *Statistical Models in Epidemiology, the Environment, and Clinical Trials*, pages 1–95. Springer-Verlag, 2000.
- D. Rubin. Discussion of "Causal Inference without Counterfactuals" by A.P. Dawid. *Journal of the American Statistical Association*, 95:435–438, 2000.
- M.E. Schnitzer, E. M. Moodie, M.J. van der Laan, R.W. Platt, and M.B. Klein. Modeling the impact of Hepatitis C viral clearance on end-stage liver disease in an HIV co-infected cohort with targeted maximum likelihood estimation . *Biometrics*, 70:144–152, 2015.
- S. L. Taubman, J. M. Robins, M. A. Mittleman, and M. A. Hernán. Intervening on risk factors for coronary heart disease: an application of the parametric g-formula. *International Journal of Epidemiology*, 38(6):1599–611, 2009.
- E.J. Tchetgen Tchetgen. Identification and estimation of survivor average causal effects. *Statistics in Medicine*, 33(21):3601–28, 2014.
- E.J. Tchetgen Tchetgen, M. Glymour, I. Shpitser I, and J. Weuve. To weight or not to weight? On the relation between inverse-probability weighting and principal stratification for truncation by death. *Epidemiology*, 23(4):644–6, 2012.
- M J van der Laan and J M Robins. *Unified Methods for Censored Longitudinal Data and Causality*. New York: Springer, 2003.
- M.J. van der Laan and S. Rose. *Targeted Learning: Causal Inference for Observational and Experimental Data*. New York, Springer, 2011.
- T. J. VanderWeele. Concerning the consistency assumption in causal inference. *Epidemiology*, 20(1):3–5, 2009.
- T.J. Vanderweele. *Explanation in Causal Inference: Methods for Mediation and Interaction*. Oxford University Press, 2015.
- M. Wolbers and M. Koller. Comments on 'Analyzing and interpreting competing risk data' (original article and author's reply). *Statistics in Medicine*, 26:3518–23, 2007.
- J.G. Young, R.W. Logan, J.M. Robins, and M. A. Hernán. Inverse probability weighted estimation of risk under representative interventions in observational studies. *Journal of the American Statistical Association*, 10:In press, 2018.

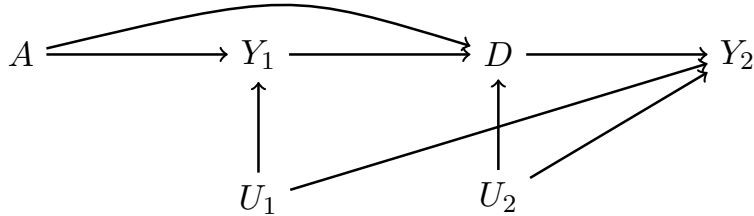


Figure 3: A causal DAG representing a study where A is randomized at baseline and there is no loss to follow-up

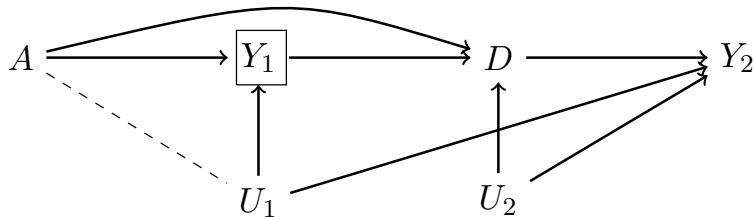


Figure 4: Illustration of how the counterfactual hazard ratio defined by (4) comparing $a = 1$ versus $a = 0$ can fail to capture only causal pathways

Appendix A Counterfactual hazard ratios and causal effects

Following arguments in Hernán et al. [2004] and Hernán [2010], counterfactual hazard ratios generally do not quantify causal effects of treatment as they may constitute measures that condition on a common effect of received treatment and an unmeasured risk factor for the outcome. To fix ideas, consider the causal DAG in Figure 3 representing a subset of measurements from a study with no loss to follow-up where A is randomized at baseline (by the absence of any arrows into A). Here U_1 represents an unmeasured common cause of having the event of interest at $k = 1$ (Y_1) and $k = 2$ (Y_2), while U_2 represents an unmeasured common cause of having the competing event between measurements of Y_1 and Y_2 (D) and Y_2 .

By the arguments in the main text, the hazard (4) (i.e., the counterfactual subdistribution hazard) in interval 2 is identified under the assumptions of this graph. However, as the hazard (4) conditions on those surviving through time 1, Figure 4 illustrates why a hazard ratio on the scale of (4) comparing $a = 1$ versus $a = 0$ does not only capture causal treatment effects. Here, as Y_1 is a common effect of A and U_1 , conditioning on Y_1 associates its common causes. Thus, under this data generating assumption, a hazard ratio at on the scale of (4) comparing $a = 1$ versus $a = 0$ includes the non-causal pathway $A \dashrightarrow U_1 \rightarrow Y_2$.

This problem can be exacerbated by considering hazard ratios on the scale of (7) (i.e., the cause-specific hazard) which further conditions on competing event status. This is illustrated in Figure 5. Here not only does conditioning on Y_1 associate A and U_1 , but further conditioning on

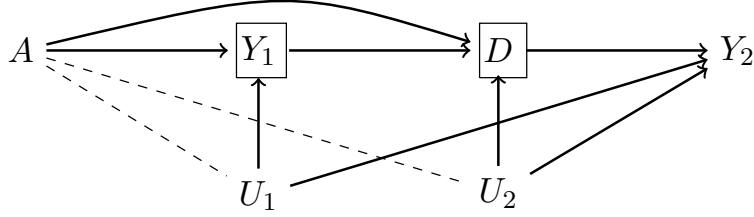


Figure 5: Illustration of how the counterfactual hazard ratio defined by (7) comparing $a = 1$ versus $a = 0$ can fail to capture only causal pathways

D , which is a common effect of A and U_2 , associates these two variables. Thus, here, a hazard ratio on the scale of (7) comparing $a = 1$ versus $a = 0$ includes both non-causal pathways $A \dashrightarrow U_1 \rightarrow Y_2$ as well as $A \dashrightarrow U_2 \rightarrow Y_2$.

Appendix B Identification Proofs

Theorem 1 *Suppose the following identifying assumptions hold:*

1. *Exchangeability:*

$$\begin{aligned} & \bar{Y}_{K+1}^{a, \bar{v}=0} \prod A, \\ & \underline{Y}_{k+1}^{a, \bar{v}=0} \prod V_{k+1} | \bar{X}_k = \bar{x}_k, \bar{Y}_k = \bar{V}_k = 0, A = a \end{aligned} \quad (33)$$

2. *Positivity:*

$$\begin{aligned} & f_{A, \bar{X}_k, V_k, Y_k}(a, \bar{x}_k, 0, 0) \neq 0 \implies \\ & \Pr[V_{k+1} = 0 | \bar{X}_k = \bar{x}_k, V_k = Y_k = 0, A = a] > 0 \text{ w.p.1.} \end{aligned} \quad (34)$$

3. *Consistency:*

$$\begin{aligned} & \text{If } A = a \text{ and } \bar{V}_{k+1} = 0, \\ & \text{then } \bar{X}_{k+1} = \bar{X}_{k+1}^{a, \bar{v}=0} \text{ and } \bar{Y}_{k+1} = \bar{Y}_{k+1}^{a, \bar{v}=0} \end{aligned} \quad (35)$$

with V_{k+1} a vector of censoring indicators including all sources of censoring by $k+1$ (with $V_0 \equiv 0$) and X_k a vector of measured time-varying covariates at k . Then $\Pr[Y^{a, \bar{v}=0} = 1]$, the counterfactual

risk under a and elimination of censoring, is equivalent to

$$\begin{aligned} & \sum_{\bar{x}_K} \sum_{k=0}^K \Pr[Y_{k+1} = 1 | \bar{X}_k = \bar{x}_k, \bar{V}_{k+1} = \bar{Y}_k = 0, A = a] \times \\ & \quad \prod_{j=0}^k \{ \Pr[Y_j = 0 | \bar{X}_{j-1} = \bar{x}_{j-1}, \bar{V}_j = \bar{Y}_{j-1} = 0, A = a] \times \\ & \quad f(x_j | \bar{x}_{j-1}, \bar{V}_j = \bar{Y}_j = 0, a) \} \end{aligned} \quad (36)$$

Proof: For $k = 0, \dots, K$ and $Y_{K+1}^{a, \bar{v}=0} \equiv Y^{a, \bar{v}=0}$, if $f(\bar{X}_k, V_k = Y_k = 0, a) \neq 0$ then define $b^{a, \bar{v}=0}(K, \bar{X}_k) = \Pr[Y^{a, \bar{v}=0} = 0 | \bar{X}_k, \bar{V}_k = \bar{Y}_k = 0, a]$. For $V_0 \equiv Y_0 \equiv 0$ and X_0 a constant as assumed for simplicity in main text, we have $b^{a, \bar{v}=0}(K, X_0) = \Pr[Y^{a, \bar{v}=0} = 0 | A = a]$. By (33), we further have $b^{a, \bar{v}=0}(K, X_0) = \Pr[Y^{a, \bar{v}=0} = 0]$.

The event $Y^{a, \bar{v}=0} = 0$ implies $Y_k^{a, \bar{v}=0} = 0, k = 0, \dots, K$. Therefore, $b^{a, \bar{v}=0}(K, \bar{X}_k) = \Pr[Y_{k+1}^{a, \bar{v}=0}, \dots, Y_{K+1}^{a, \bar{v}=0} = 0 | \bar{X}_k, \bar{V}_k = \bar{Y}_k = 0, a]$ for any k .

By (33) and (34)

$$b^{a, \bar{v}=0}(K, \bar{X}_k) = \Pr[Y_{k+1}^{a, \bar{v}=0}, \dots, Y_{K+1}^{a, \bar{v}=0} = 0 | \bar{X}_k, \bar{V}_{k+1} = \bar{Y}_k = 0, a]$$

Further by (35) and laws of probability

$$\begin{aligned} b^{a, \bar{v}=0}(K, \bar{X}_k) &= \Pr[Y_{k+2}^{a, \bar{v}=0}, \dots, Y_{K+1}^{a, \bar{v}=0} = 0 | \bar{X}_k, \bar{V}_{k+1} = \bar{Y}_{k+1} = 0, a] \\ &\quad \times \Pr[Y_{k+1} = 0 | \bar{X}_k, \bar{V}_{k+1} = \bar{Y}_k = 0, a] \\ &= \sum_{x_{k+1}} \Pr[Y_{k+2}^{a, \bar{v}=0}, \dots, Y_{K+1}^{a, \bar{v}=0} = 0 | X_{k+1} = x_{k+1}, \bar{X}_k, \bar{V}_{k+1} = \bar{Y}_{k+1} = 0, a] \\ &\quad \times \Pr[Y_{k+1} = 0 | \bar{X}_k, \bar{V}_{k+1} = \bar{Y}_k = 0, a] f(x_{k+1} | \bar{X}_k, \bar{V}_{k+1} = \bar{Y}_{k+1} = 0, a) \end{aligned}$$

By another invocation of (33) and (34)

$$\begin{aligned} b^{a, \bar{v}=0}(K, \bar{X}_k) &= \sum_{x_{k+1}} \Pr[Y_{k+2}^{a, \bar{v}=0}, \dots, Y_{K+1}^{a, \bar{v}=0} = 0 | X_{k+1} = x_{k+1}, \bar{X}_k, \bar{V}_{k+2} = \bar{Y}_{k+1} = 0, a] \\ &\quad \times \Pr[Y_{k+1} = 0 | \bar{X}_k, \bar{V}_{k+1} = \bar{Y}_k = 0, a] f(x_{k+1} | \bar{X}_k, \bar{V}_{k+1} = \bar{Y}_{k+1} = 0, a) \end{aligned}$$

Arguing iteratively, for $k = 0, \dots, K$ we have

$$\begin{aligned} b^{a, \bar{v}=0}(K, \bar{X}_k) &= \sum_{x_{k+1}} \dots \sum_{x_K} \Pr[Y_{K+1}^{a, \bar{v}=0} = 0 | X_{k+1} = x_{k+1}, \dots, X_K = x_K, \bar{X}_k, \bar{V}_{K+1} = \bar{Y}_K = 0, a] \\ &\quad \times \Pr[Y_{k+1} = 0 | \bar{X}_k, \bar{V}_{k+1} = \bar{Y}_k = 0, a], \dots, \\ &\quad \times \Pr[Y_K = 0 | X_{k+1} = x_{k+1}, \dots, X_{K-1} = x_{K-1}, \bar{X}_k, \bar{V}_K = \bar{Y}_{K-1} = 0, a] \\ &\quad \times f(x_{k+1} | \bar{X}_k, \bar{V}_{k+1} = \bar{Y}_{k+1} = 0, a), \dots, f(x_K | x_{k+1}, \dots, x_{K-1}, \bar{X}_k, \bar{V}_K = \bar{Y}_K = 0, a) \end{aligned}$$

Setting $k = 0$, noting that $Y_0 \equiv 0$ by definition, and invoking consistency (35) once more we have

$$b^{a, \bar{v}=0}(K, X_0) = \sum_{\bar{x}_K} \Pr[Y_{K+1} = 0 | \bar{X}_K = \bar{x}_K, \bar{V}_{K+1} = \bar{Y}_K = 0, a] \\ \prod_{j=0}^K \Pr[Y_j = 0 | \bar{X}_{j-1} = \bar{x}_{j-1}, \bar{V}_j = \bar{Y}_{j-1} = 0, a] f(x_j | \bar{x}_{j-1}, \bar{V}_j = \bar{Y}_j = 0, a)$$

The result follows by noting that the complement of $b^{a, \bar{v}=0}(K, X_0)$ is equal to (36).

Corollary 1 *Given (11) , (12) and (13), the counterfactual (3) equals the g-formula (14).*

Proof: The result follows from Theorem 1 by choosing $\bar{V}_{K+1} = (\bar{C}_{K+1}, \bar{D}_{K+1})$ and $\bar{X}_K = \bar{L}_K$.

Corollary 2 *Given (17) , (18) and (19), the counterfactual risk (5) equals the g-formula (20).*

Proof: Assumptions (17) , (18) and (19) are special cases of (33) , (34) and (35) choosing $\bar{V}_{K+1} = \bar{C}_{K+1}$ and $\bar{X}_K = (\bar{L}_K, \bar{D}_K)$. By Theorem 1, given these assumptions we have that $Pr[Y^{a, \bar{c}=0} = 0]$ equals

$$\sum_{\bar{l}_K} \sum_{\bar{d}_K} \Pr[Y_{K+1} = 0 | \bar{L}_K = \bar{l}_K, \bar{D}_K = \bar{d}_K, \bar{C}_{K+1} = \bar{Y}_K = 0, a] \\ \prod_{j=0}^K \Pr[Y_j = 0 | \bar{L}_{j-1} = \bar{l}_{j-1}, \bar{D}_{j-1} = \bar{d}_{j-1}, \bar{C}_j = \bar{Y}_{j-1} = 0, a] \\ \times f(l_j, d_j | \bar{l}_{j-1}, \bar{d}_{j-1}, \bar{C}_j = \bar{Y}_j = 0, a)$$

which, by laws of probability, can be equivalently written as:

$$\begin{aligned}
& \sum_{\bar{l}_K} \sum_{\bar{d}_K} \Pr[Y_{K+1} = 0 | \bar{L}_K = \bar{l}_K, \bar{D}_K = \bar{d}_K, \bar{C}_{K+1} = \bar{Y}_K = 0, a] \\
& \quad \prod_{j=0}^K \Pr[Y_j = 0 | \bar{L}_{j-1} = \bar{l}_{j-1}, \bar{D}_j = \bar{d}_j, \bar{C}_j = \bar{Y}_{j-1} = 0, a] \\
& \quad \times \Pr[D_j = d_j | \bar{l}_{j-1}, \bar{d}_{j-1} \bar{C}_j = \bar{Y}_{j-1} = 0, a] f(l_j | \bar{l}_{j-1}, \bar{d}_j, \bar{C}_j = \bar{Y}_j = 0, a) \\
& = \\
& \sum_{\bar{l}_K} \sum_{\bar{d}_{K+1}} \Pr[Y_{K+1} = 0, D_{K+1} = d_{K+1} | \bar{L}_K = \bar{l}_K, \bar{D}_K = \bar{d}_K, \bar{C}_{K+1} = \bar{Y}_K = 0, a] \\
& \quad \prod_{j=0}^K \Pr[Y_j = 0 | \bar{L}_{j-1} = \bar{l}_{j-1}, \bar{D}_j = \bar{d}_j, \bar{C}_j = \bar{Y}_{j-1} = 0, a] \\
& \quad \times \Pr[D_j = d_j | \bar{l}_{j-1}, \bar{d}_{j-1} \bar{C}_j = \bar{Y}_{j-1} = 0, a] f(l_j | \bar{l}_{j-1}, \bar{d}_j, \bar{C}_j = \bar{Y}_j = 0, a) \\
& = \\
& \sum_{\bar{l}_K} \sum_{\bar{d}_{K+1}} \Pr[Y_{K+1} = 0 | \bar{L}_K = \bar{l}_K, \bar{D}_{K+1} = \bar{d}_{K+1}, \bar{C}_{K+1} = \bar{Y}_K = 0, a] \\
& \quad \prod_{j=0}^K \Pr[Y_j = 0 | \bar{L}_{j-1} = \bar{l}_{j-1}, \bar{D}_j = \bar{d}_j, \bar{C}_j = \bar{Y}_{j-1} = 0, a] \\
& \quad \times \Pr[D_{j+1} = d_{j+1} | \bar{l}_j, \bar{d}_j \bar{C}_{j+1} = \bar{Y}_j = 0, a] f(l_j | \bar{l}_{j-1}, \bar{d}_j, \bar{C}_j = \bar{Y}_j = 0, a)
\end{aligned}$$

The last expression is the complement of (20).

Lemma 1 *Defining*

$$h_k^{\bar{v}=0}(a) = \frac{E[Y_{k+1}(1 - Y_k)W_k^V | A = a]}{E[(1 - Y_k)W_k^V | A = a]} \quad (37)$$

and

$$W_k^V = \prod_{j=0}^k \frac{I(V_{j+1} = 0)}{\Pr[V_{j+1} = 0 | \bar{X}_j, \bar{V}_j = \bar{Y}_j = 0, A = a]} \quad (38)$$

we have, for $k = 0, \dots, K$,

$$\begin{aligned}
& h_k^{\bar{v}=0}(a) \prod_{j=0}^{k-1} [1 - h_j^{\bar{v}=0}(a)] = \\
& E[Y_{k+1}(1 - Y_k)W_k^V | A = a] \prod_{j=1}^k \frac{E[(1 - Y_{j-1})W_{j-1}^V | A = a] - E[Y_j(1 - Y_{j-1})W_{j-1}^V | A = a]}{E[(1 - Y_j)W_j^V | A = a]}
\end{aligned}$$

Proof: For some $0 \leq t < k - 1$, by (37) we have

$$\begin{aligned}
& h_k^{\bar{v}=0}(a) \prod_{j=t}^{k-1} [1 - h_j^{\bar{v}=0}(a)] = \\
& \frac{E[Y_{k+1}(1 - Y_k)W_k^V | A = a]}{E[(1 - Y_k)W_k^V | A = a]} \times \left\{ 1 - \frac{E[Y_k(1 - Y_{k-1})W_{k-1}^V | A = a]}{E[(1 - Y_{k-1})W_{k-1}^V | A = a]} \right\} \times \dots \times \\
& \left\{ 1 - \frac{E[Y_{t+1}(1 - Y_t)W_t^V | A = a]}{E[(1 - Y_t)W_t^V | A = a]} \right\} = \\
& \frac{E[Y_{k+1}(1 - Y_k)W_k^V | A = a]}{E[(1 - Y_k)W_k^V | A = a]} \times \left\{ \frac{E[(1 - Y_{k-1})W_{k-1}^V | A = a] - E[Y_k(1 - Y_{k-1})W_{k-1}^V | A = a]}{E[(1 - Y_{k-1})W_{k-1}^V | A = a]} \right\} \times \dots \times \\
& \left\{ \frac{E[(1 - Y_t)W_t^V | A = a] - E[Y_{t+1}(1 - Y_t)W_t^V | A = a]}{E[(1 - Y_t)W_t^V | A = a]} \right\} = \\
& E[Y_{k+1}(1 - Y_k)W_k^V | A = a] \times \left\{ \frac{E[(1 - Y_{k-1})W_{k-1}^V | A = a] - E[Y_k(1 - Y_{k-1})W_{k-1}^V | A = a]}{E[(1 - Y_k)W_k^V | A = a]} \right\} \times \\
& \left\{ \frac{E[(1 - Y_{k-2})W_{k-2}^V | A = a] - E[Y_{k-1}(1 - Y_{k-2})W_{k-2}^V | A = a]}{E[(1 - Y_{k-1})W_{k-1}^V | A = a]} \right\} \times \dots \times \\
& \left\{ \frac{E[(1 - Y_t)W_t^V | A = a] - E[Y_{t+1}(1 - Y_t)W_t^V | A = a]}{E[(1 - Y_{t+1})W_{t+1}^V | A = a]} \right\} \times \frac{1}{E[(1 - Y_t)W_t^V | A = a]} = \\
& E[Y_{k+1}(1 - Y_k)W_k^V | A = a] \left\{ \prod_{j=t+1}^k \frac{E[(1 - Y_{j-1})W_{j-1}^V | A = a] - E[Y_j(1 - Y_{j-1})W_{j-1}^V | A = a]}{E[(1 - Y_j)W_j^V | A = a]} \right\} \times \\
& \frac{1}{E[(1 - Y_t)W_t^V | A = a]}
\end{aligned}$$

Our result follows by setting $t = 0$ and noting that $E[(1 - Y_0)W_0^V | A = a] = 1$.

Lemma 2 For $k = 0, \dots, K$ and W_k^V as in (38)

$$E[(1 - Y_k)W_k^V | A = a] = E[(1 - Y_{k-1})W_{k-1}^V | A = a] - E[Y_k(1 - Y_{k-1})W_{k-1}^V | A = a]$$

Proof: By laws of expectation

$$\begin{aligned}
& E[(1 - Y_k)W_k^V | A = a] = \\
& E \left[(1 - Y_k)W_{k-1}^V E \left[\frac{I(V_{k+1} = 0)}{\Pr[V_{k+1} = 0 | \bar{X}_k, \bar{V}_k = \bar{Y}_k = 0, A = a]} | \bar{X}_k, \bar{V}_k, \bar{Y}_k \right] | A = a \right] = \\
& E[(1 - Y_k)W_{k-1}^V | A = a]
\end{aligned}$$

As the event $Y_k = 0$ implies the joint event $(Y_k = 0, Y_{k-1} = 0)$ we have

$$\begin{aligned} E[(1 - Y_k)W_{k-1}^V | A = a] &= E[(1 - Y_k)(1 - Y_{k-1})W_{k-1}^V | A = a] = \\ E[(1 - Y_{k-1})W_{k-1}^V - Y_k(1 - Y_{k-1})W_{k-1}^V | A = a] &= \\ E[(1 - Y_{k-1})W_{k-1}^V | A = a] - E[Y_k(1 - Y_{k-1})W_{k-1}^V | A = a] \end{aligned}$$

Lemma 3 For each $k = 0, \dots, K$

$$\begin{aligned} E[Y_{k+1}(1 - Y_k)W_k^V | A = a] &= \\ \sum_{\bar{x}_k} \Pr[Y_{k+1} = 1 | \bar{X}_k = \bar{x}_k, \bar{V}_{k+1} = \bar{Y}_k = 0, a] \times \\ \prod_{j=0}^k \Pr[Y_j = 0 | \bar{X}_{j-1} = \bar{x}_{j-1}, \bar{V}_j = \bar{Y}_{j-1} = 0, a] f(x_j | \bar{x}_{j-1}, \bar{V}_j = \bar{Y}_j = 0, a) \end{aligned} \quad (39)$$

and

$$\begin{aligned} E[(1 - Y_k)W_k^V | A = a] &= \\ \sum_{\bar{x}_{k-1}} \Pr[Y_k = 0 | \bar{X}_{k-1} = \bar{x}_{k-1}, \bar{V}_k = \bar{Y}_{k-1} = 0, a] \times \\ \prod_{j=0}^{k-1} \Pr[Y_j = 0 | \bar{X}_{j-1} = \bar{x}_{j-1}, \bar{V}_j = \bar{Y}_{j-1} = 0, a] f(x_j | \bar{x}_{j-1}, \bar{V}_j = \bar{Y}_j = 0, a) \end{aligned} \quad (40)$$

Proof: By definition we have

$$\begin{aligned} E[Y_{k+1}(1 - Y_k)W_k^V | A = a] &= \\ \sum_{\bar{y}_{k+1}} \sum_{\bar{x}_k} \sum_{\bar{v}_{k+1}} y_{k+1}(1 - y_k) \prod_{j=0}^k \frac{(1 - v_{j+1})}{\Pr[V_{j+1} = 0 | \bar{x}_j, \bar{V}_j = \bar{Y}_j = 0, A = a]} f(y_{j+1} | \bar{y}_j, \bar{x}_j, \bar{v}_{j+1}, a) \\ f(v_{j+1} | \bar{y}_j, \bar{x}_j, \bar{v}_j, a) f(x_j | \bar{y}_j, \bar{v}_j, \bar{x}_{j-1}, a) \end{aligned}$$

The result (39) follows by noting that any component of the above sum will be zero when $y_{k+1} = 0$, $y_j = 1$ or $v_{j+1} = 1$, $j = 0, \dots, k$. Analogous arguments prove (40).

Theorem 2 Expression (36) equals

$$\sum_{k=0}^K h_k^{\bar{v}=0}(a) \prod_{j=0}^{k-1} [1 - h_j^{\bar{v}=0}(a)] \quad (41)$$

Proof: By Lemma 1, we can rewrite (41) as

$$\sum_{k=0}^K E[Y_{k+1}(1 - Y_k)W_k^V | A = a] \prod_{j=1}^k \frac{E[(1 - Y_{j-1})W_{j-1}^V | A = a] - E[Y_j(1 - Y_{j-1})W_{j-1}^V | A = a]}{E[(1 - Y_j)W_j^V | A = a]}$$

which, by Lemma 2, reduces to

$$\sum_{k=0}^K E[Y_{k+1}(1 - Y_k)W_k^V | A = a]$$

The result then follows from Lemma 3.

Corollary 3 *The g-formula (14) equals expression (15).*

The result follows from Theorem 2 by choosing $\bar{V}_{K+1} = (\bar{C}_{K+1}, \bar{D}_{K+1})$ and $\bar{X}_K = \bar{L}_K$.

Corollary 4 *The g-formula (20) equals expression (24).*

The result follows from Theorem 2 by choosing $\bar{V}_{K+1} = \bar{C}_{K+1}$ and $\bar{X}_K = (\bar{L}_K, \bar{D}_K)$.

Lemma 4 *Given the definitions (25) and (26) in the main text:*

$$\begin{aligned} & h_k^1(a)\{1 - h_k^2(a)\} \prod_{j=t}^{k-1} [\{1 - h_j^1(a)\}\{1 - h_j^2(a)\}] = \\ & E[Y_{k+1}(1 - D_{k+1})(1 - Y_k)W_k^C | A = a] \times \\ & \prod_{j=0}^k \frac{E[(1 - Y_j)(1 - D_j)W_j^C | A = a] - E[D_{j+1}(1 - Y_j)(1 - D_j)W_j^C | A = a]}{E[(1 - D_{j+1})(1 - Y_j)W_j^C | A = a]} \times \\ & \prod_{j=1}^k \frac{E[(1 - D_j)(1 - Y_{j-1})W_{j-1}^C | A = a] - E[Y_j(1 - D_j)(1 - Y_{j-1})W_{j-1}^C | A = a]}{E[(1 - Y_j)(1 - D_j)W_j^C | A = a]} \end{aligned}$$

Proof: For some $0 \leq t < k - 1$ by (25) and (26) in the main text we have

$$\begin{aligned}
& h_k^1(a) \{1 - h_k^2(a)\} \prod_{j=t}^{k-1} [\{1 - h_j^1(a)\} \{1 - h_j^2(a)\}] = \\
& \frac{\mathbb{E}[Y_{k+1}(1 - D_{k+1})(1 - Y_k)W_k^C | A = a]}{\mathbb{E}[(1 - D_{k+1})(1 - Y_k)W_k^C | A = a]} \left\{ 1 - \frac{\mathbb{E}[D_{k+1}(1 - Y_k)(1 - D_k)W_k^C | A = a]}{\mathbb{E}[(1 - Y_k)(1 - D_k)W_k^C | A = a]} \right\} \times \\
& \left\{ 1 - \frac{\mathbb{E}[Y_k(1 - D_k)(1 - Y_{k-1})W_{k-1}^C | A = a]}{\mathbb{E}[(1 - D_k)(1 - Y_{k-1})W_{k-1}^C | A = a]} \right\} \left\{ 1 - \frac{\mathbb{E}[D_k(1 - Y_{k-1})(1 - D_{k-1})W_{k-1}^C | A = a]}{\mathbb{E}[(1 - Y_{k-1})(1 - D_{k-1})W_{k-1}^C | A = a]} \right\} \times \dots \times \\
& \left\{ 1 - \frac{\mathbb{E}[Y_{t+1}(1 - D_{t+1})(1 - Y_t)W_t^C | A = a]}{\mathbb{E}[(1 - D_{t+1})(1 - Y_t)W_t^C | A = a]} \right\} \left\{ 1 - \frac{\mathbb{E}[D_{t+1}(1 - Y_t)(1 - D_t)W_t^C | A = a]}{\mathbb{E}[(1 - Y_t)(1 - D_t)W_t^C | A = a]} \right\} = \\
& \frac{\mathbb{E}[Y_{k+1}(1 - D_{k+1})(1 - Y_k)W_k^C | A = a]}{\mathbb{E}[(1 - D_{k+1})(1 - Y_k)W_k^C | A = a]} \times \\
& \frac{\mathbb{E}[(1 - Y_k)(1 - D_k)W_k^C | A = a] - \mathbb{E}[D_{k+1}(1 - Y_k)(1 - D_k)W_k^C | A = a]}{\mathbb{E}[(1 - Y_k)(1 - D_k)W_k^C | A = a]} \times \\
& \frac{\mathbb{E}[(1 - D_k)(1 - Y_{k-1})W_{k-1}^C | A = a] - \mathbb{E}[Y_k(1 - D_k)(1 - Y_{k-1})W_{k-1}^C | A = a]}{\mathbb{E}[(1 - D_k)(1 - Y_{k-1})W_{k-1}^C | A = a]} \times \\
& \frac{\mathbb{E}[(1 - Y_{k-1})(1 - D_{k-1})W_{k-1}^C | A = a] - \mathbb{E}[D_k(1 - Y_{k-1})(1 - D_{k-1})W_{k-1}^C | A = a]}{\mathbb{E}[(1 - Y_{k-1})(1 - D_{k-1})W_{k-1}^C | A = a]} \times \dots \times \\
& \frac{\mathbb{E}[(1 - D_{t+1})(1 - Y_t)W_t^C | A = a] - \mathbb{E}[Y_{t+1}(1 - D_{t+1})(1 - Y_t)W_t^C | A = a]}{\mathbb{E}[(1 - D_{t+1})(1 - Y_t)W_t^C | A = a]} \times \\
& \frac{\mathbb{E}[(1 - Y_t)(1 - D_t)W_t^C | A = a] - \mathbb{E}[D_{t+1}(1 - Y_t)(1 - D_t)W_t^C | A = a]}{\mathbb{E}[(1 - Y_t)(1 - D_t)W_t^C | A = a]} = \\
& \frac{\mathbb{E}[Y_{k+1}(1 - D_{k+1})(1 - Y_k)W_k^C | A = a]}{\mathbb{E}[(1 - D_{k+1})(1 - Y_k)W_k^C | A = a]} \times \\
& \frac{\mathbb{E}[(1 - Y_k)(1 - D_k)W_k^C | A = a] - \mathbb{E}[D_{k+1}(1 - Y_k)(1 - D_k)W_k^C | A = a]}{\mathbb{E}[(1 - D_{k+1})(1 - Y_k)W_k^C | A = a]} \times \\
& \frac{\mathbb{E}[(1 - D_k)(1 - Y_{k-1})W_{k-1}^C | A = a] - \mathbb{E}[Y_k(1 - D_k)(1 - Y_{k-1})W_{k-1}^C | A = a]}{\mathbb{E}[(1 - Y_k)(1 - D_k)W_k^C | A = a]} \times \\
& \frac{\mathbb{E}[(1 - Y_{k-1})(1 - D_{k-1})W_{k-1}^C | A = a] - \mathbb{E}[D_k(1 - Y_{k-1})(1 - D_{k-1})W_{k-1}^C | A = a]}{\mathbb{E}[(1 - D_k)(1 - Y_{k-1})W_{k-1}^C | A = a]} \times \\
& \frac{\mathbb{E}[(1 - D_{k-1})(1 - Y_{k-2})W_{k-2}^C | A = a] - \mathbb{E}[Y_{k-1}(1 - D_{k-1})(1 - Y_{k-2})W_{k-2}^C | A = a]}{\mathbb{E}[(1 - Y_{k-1})(1 - D_{k-1})W_{k-1}^C | A = a]} \times \dots \times \\
& \frac{\mathbb{E}[(1 - D_{t+1})(1 - Y_t)W_t^C | A = a] - \mathbb{E}[Y_{t+1}(1 - D_{t+1})(1 - Y_t)W_t^C | A = a]}{\mathbb{E}[(1 - Y_{t+1})(1 - D_{t+1})W_{t+1}^C | A = a]} \times \\
& \frac{\mathbb{E}[(1 - Y_t)(1 - D_t)W_t^C | A = a] - \mathbb{E}[D_{t+1}(1 - Y_t)(1 - D_t)W_t^C | A = a]}{\mathbb{E}[(1 - D_{t+1})(1 - Y_t)W_t^C | A = a]} \times \\
& \frac{1}{\mathbb{E}[(1 - Y_t)(1 - D_t)W_t^C | A = a]}
\end{aligned}$$

Thus

$$\begin{aligned}
& h_k^1(a)\{1 - h_k^2(a)\} \prod_{j=t}^{k-1} [\{1 - h_j^1(a)\}\{1 - h_j^2(a)\}] = \\
& E[Y_{k+1}(1 - D_{k+1})(1 - Y_k)W_k^C | A = a] \times \\
& \prod_{j=t}^k \frac{E[(1 - Y_j)(1 - D_j)W_j^C | A = a] - E[D_{j+1}(1 - Y_j)(1 - D_j)W_j^C | A = a]}{E[(1 - D_{j+1})(1 - Y_j)W_j^C | A = a]} \times \\
& \prod_{j=t+1}^k \frac{E[(1 - D_j)(1 - Y_{j-1})W_{j-1}^C | A = a] - E[Y_j(1 - D_j)(1 - Y_{j-1})W_{j-1}^C | A = a]}{E[(1 - Y_j)(1 - D_j)W_j^C | A = a]} \times \\
& \frac{1}{E[(1 - Y_t)(1 - D_t)W_t^C | A = a]}
\end{aligned}$$

The result follows by setting $t = 0$ and noting $E[(1 - Y_0)(1 - D_0)W_0^C | A = a] = 1$

Lemma 5 For any follow-up interval j

$$E[(1 - D_{j+1})(1 - Y_j)W_j^C | A = a] = E[(1 - Y_j)(1 - D_j)W_j^C | A = a] - E[D_{j+1}(1 - Y_j)(1 - D_j)W_j^C | A = a]$$

and

$$E[(1 - Y_j)(1 - D_j)W_j^C | A = a] = E[(1 - D_j)(1 - Y_{j-1})W_{j-1}^C | A = a] - E[Y_j(1 - D_j)(1 - Y_{j-1})W_{j-1}^C | A = a]$$

Proof: The event $(D_{j+1} = Y_j = 0)$ implies the event $(D_{j+1} = Y_j = D_j = 0)$. Therefore

$$\begin{aligned}
& E[(1 - D_{j+1})(1 - Y_j)W_j^C | A = a] = E[(1 - D_{j+1})(1 - Y_j)(1 - D_j)W_j^C | A = a] = \\
& E[(1 - Y_j)(1 - D_j)W_j^C - D_{j+1}(1 - Y_j)(1 - D_j)W_j^C | A = a] = \\
& E[(1 - Y_j)(1 - D_j)W_j^C | A = a] - E[D_{j+1}(1 - Y_j)(1 - D_j)W_j^C | A = a]
\end{aligned}$$

Also

$$\begin{aligned}
& E[(1 - Y_j)(1 - D_j)W_j^C | A = a] = \\
& E \left[(1 - Y_j)(1 - D_j)W_{j-1}^C \frac{I(C_{j+1} = 0)}{\Pr[C_{j+1} = 0 | \bar{L}_j, \bar{C}_j = \bar{D}_j = \bar{Y}_j = 0, A = a]} | A = a \right] = \\
& E \left[E \left[(1 - Y_j)(1 - D_j)W_{j-1}^C \frac{I(C_{j+1} = 0)}{\Pr[C_{j+1} = 0 | \bar{L}_j, \bar{C}_j = \bar{D}_j = \bar{Y}_j = 0, A = a]} | \bar{L}_j, \bar{C}_j, \bar{D}_j, \bar{Y}_j \right] | A = a \right] = \\
& E \left[(1 - Y_j)(1 - D_j)W_{j-1}^C E \left[\frac{I(C_{j+1} = 0)}{\Pr[C_{j+1} = 0 | \bar{L}_j, \bar{C}_j = \bar{D}_j = \bar{Y}_j = 0, A = a]} | \bar{L}_j, \bar{C}_j, \bar{D}_j, \bar{Y}_j \right] | A = a \right] = \\
& E \left[(1 - Y_j)(1 - D_j)W_{j-1}^C | A = a \right]
\end{aligned}$$

Further, the event $(Y_j = D_j = 0)$ implies the event $(Y_j = D_j = Y_{j-1} = 0)$ such that

$$\begin{aligned}
& E[(1 - Y_j)(1 - D_j)W_{j-1}^C | A = a] = E[(1 - Y_j)(1 - D_j)(1 - Y_{j-1})W_{j-1}^C | A = a] = \\
& E[(1 - D_j)(1 - Y_{j-1})W_{j-1}^C - Y_j(1 - D_j)(1 - Y_{j-1})W_{j-1}^C | A = a] = \\
& E[(1 - D_j)(1 - Y_{j-1})W_{j-1}^C | A = a] - E[Y_j(1 - D_j)(1 - Y_{j-1})W_{j-1}^C | A = a]
\end{aligned}$$

Theorem 3 *The g-formula (21) is equivalent to expression (24).*

Proof: By Lemma 4, we can write (24) as

$$\begin{aligned}
& \sum_{k=0}^K \mathbb{E}[Y_{k+1}(1 - D_{k+1})(1 - Y_k)W_k^C | A = a] \times \\
& \prod_{j=0}^k \frac{\mathbb{E}[(1 - Y_j)(1 - D_j)W_j^C | A = a] - \mathbb{E}[D_{j+1}(1 - Y_j)(1 - D_j)W_j^C | A = a]}{\mathbb{E}[(1 - D_{j+1})(1 - Y_j)W_j^C | A = a]} \times \\
& \prod_{j=1}^k \frac{\mathbb{E}[(1 - D_j)(1 - Y_{j-1})W_{j-1}^C | A = a] - \mathbb{E}[Y_j(1 - D_j)(1 - Y_{j-1})W_{j-1}^C | A = a]}{\mathbb{E}[(1 - Y_j)(1 - D_j)W_j^C | A = a]} \quad (42)
\end{aligned}$$

By Lemma 5, (42) reduces to

$$\sum_{k=0}^K \mathbb{E}[Y_{k+1}(1 - D_{k+1})(1 - Y_k)W_k^C | A = a] \quad (43)$$

For each index k in the sum in (43) we have

$$\begin{aligned}
& \mathbb{E}[Y_{k+1}(1 - D_{k+1})(1 - Y_k)W_k^C | A = a] = \\
& \sum_{\bar{y}_{k+1}} \sum_{\bar{d}_{k+1}} \sum_{\bar{c}_{k+1}} \sum_{\bar{l}_k} y_{k+1}(1 - d_{k+1})(1 - y_k) \prod_{j=0}^k \frac{I(C_{j+1} = 0)}{\Pr[C_{j+1} = 0 | \bar{L}_j = \bar{l}_j, \bar{C}_j = \bar{Y}_j = \bar{D}_j = 0, A = a]} \times \\
& \prod_{j=0}^k f(y_{j+1} | \bar{y}_j, \bar{d}_{j+1}, \bar{c}_{j+1}, \bar{l}_j, a) f(d_{j+1} | \bar{y}_j, \bar{d}_j, \bar{c}_{j+1}, \bar{l}_j, a) f(c_{j+1} | \bar{y}_j, \bar{d}_j, \bar{c}_j, \bar{l}_j, a) \times \\
& f(l_j | \bar{y}_j, \bar{d}_j, \bar{c}_j, \bar{l}_{j-1}, a) = \\
& \sum_{\bar{l}_k} \Pr[Y_{k+1} = 1 | \bar{L}_k = \bar{l}_k, \bar{C}_{k+1} = \bar{Y}_k = \bar{D}_{k+1} = 0, A = a] \times \\
& \prod_{j=0}^k \Pr[Y_j = 0 | \bar{L}_{j-1} = \bar{l}_{j-1}, \bar{C}_j = \bar{Y}_{j-1} = \bar{D}_j = 0, A = a] \times \\
& \Pr[D_{j+1} = 0 | \bar{L}_{j-1} = \bar{l}_{j-1}, \bar{C}_{j+1} = \bar{Y}_j = \bar{D}_j = 0, A = a] \times \\
& f(l_j | \bar{Y}_j = \bar{D}_j = \bar{C}_j = 0, \bar{l}_{j-1}, a)
\end{aligned}$$

Corollary 5 *Suppose (33), (34), and (35) hold. Then $\Pr[Y_{k+1}^{a, \bar{v}=0} = 1 | Y_k^{a, \bar{v}=0} = 0]$ is equivalent to (37) for any $k = 0, \dots, K$.*

Proof: By laws of probability we have

$$\Pr[Y_{k+1}^{a, \bar{v}=0} = 1 | Y_k^{a, \bar{v}=0} = 0] = \frac{\Pr[Y_{k+1}^{a, \bar{v}=0} = 1, Y_k^{a, \bar{v}=0} = 0]}{\Pr[Y_k^{a, \bar{v}=0} = 0]} \quad (44)$$

Also

$$\Pr[Y_{k+1}^{a,\bar{v}=0} = 1, Y_k^{a,\bar{v}=0} = 0] + \Pr[Y_{k+1}^{a,\bar{v}=0} = 1, Y_k^{a,\bar{v}=0} = 1] = \Pr[Y_{k+1}^{a,\bar{v}=0} = 1]$$

Because the event $(Y_{k+1}^{a,\bar{v}=0} = 1, Y_k^{a,\bar{v}=0} = 1)$ is equivalent to the event $Y_k^{a,\bar{v}=0} = 1$ we have

$$\Pr[Y_{k+1}^{a,\bar{v}=0} = 1, Y_k^{a,\bar{v}=0} = 0] + \Pr[Y_k^{a,\bar{v}=0} = 1] = \Pr[Y_{k+1}^{a,\bar{v}=0} = 1]$$

such that the numerator of (44) is equivalent to

$$\Pr[Y_{k+1}^{a,\bar{v}=0} = 1, Y_k^{a,\bar{v}=0} = 0] = \Pr[Y_{k+1}^{a,\bar{v}=0} = 1] - \Pr[Y_k^{a,\bar{v}=0} = 1] \quad (45)$$

which, by Theorem 1 is equivalent to

$$\begin{aligned} & \Pr[Y_{k+1}^{a,\bar{v}=0} = 1] - \Pr[Y_k^{a,\bar{v}=0} = 1] = \\ & \sum_{j=0}^k \sum_{\bar{x}_j} \Pr[Y_{j+1} = 1 | \bar{X}_j = \bar{x}_j, \bar{V}_{j+1} = \bar{Y}_j = 0, a] \times \\ & \prod_{s=0}^j \Pr[Y_s = 0 | \bar{X}_{s-1} = \bar{x}_{s-1}, \bar{V}_s = \bar{Y}_{s-1} = 0, a] f(x_s | \bar{x}_{s-1}, \bar{V}_s = \bar{Y}_s = 0, a) - \\ & \sum_{j=0}^{k-1} \sum_{\bar{x}_j} \Pr[Y_{j+1} = 1 | \bar{X}_j = \bar{x}_j, \bar{V}_{j+1} = \bar{Y}_j = 0, a] \times \\ & \prod_{s=0}^j \Pr[Y_s = 0 | \bar{X}_{s-1} = \bar{x}_{s-1}, \bar{V}_s = \bar{Y}_{s-1} = 0, a] f(x_s | \bar{x}_{s-1}, \bar{V}_s = \bar{Y}_s = 0, a) = \\ & \sum_{\bar{x}_k} \Pr[Y_{k+1} = 1 | \bar{X}_k = \bar{x}_k, \bar{V}_{k+1} = \bar{Y}_k = 0, a] \times \\ & \prod_{j=0}^k \Pr[Y_j = 0 | \bar{X}_{j-1} = \bar{x}_{j-1}, \bar{V}_j = \bar{Y}_{j-1} = 0, a] f(x_j | \bar{x}_{j-1}, \bar{V}_j = \bar{Y}_j = 0, a) = \\ & \mathbb{E}[Y_{k+1}(1 - Y_k)W_k^V | A = a] \end{aligned} \quad (46)$$

with the last equality by Lemma 3. Also by Theorem 1, the denominator of (44) is equivalent to

$$\begin{aligned} & \sum_{\bar{x}_{k-1}} \Pr[Y_k = 0 | \bar{X}_{k-1} = \bar{x}_{k-1}, \bar{V}_k = \bar{Y}_{k-1} = 0, a] \times \\ & \prod_{j=0}^{k-1} \Pr[Y_j = 0 | \bar{X}_{j-1} = \bar{x}_{j-1}, \bar{V}_j = \bar{Y}_{j-1} = 0, a] f(x_j | \bar{x}_{j-1}, \bar{V}_j = \bar{Y}_j = 0, a) = \\ & \mathbb{E}[(1 - Y_k)W_k^V | A = a] \end{aligned}$$

with the last equality by Lemma 3.

Corollary 6 *Given (11), (12), and (13), the counterfactual hazard (4) is equivalent to expression (16) for any $k = 0, \dots, K$.*

Proof: The result follows from Corollary 5 by choosing $\bar{V}_{K+1} = (\bar{C}_{K+1}, \bar{D}_{K+1})$ and $\bar{X}_K = \bar{L}_K$.

Corollary 7 *Given (17), (18), and (19), the counterfactual hazard (6) is equivalent to expression (23) for any $k = 0, \dots, K$.*

Proof: The result follows from Corollary 5 by choosing $\bar{V}_{K+1} = \bar{C}_{K+1}$ and $\bar{X}_K = (\bar{D}_K, \bar{L}_K)$.

Corollary 8 *Suppose the following identifying assumptions hold:*

1. *Exchangeability:*

$$\begin{aligned} & \bar{D}_{K+1}^{a, \bar{c}=0} \prod A, \\ & \frac{D_{k+1}^{a, \bar{c}=0}}{\bar{D}_{k+1}^{a, \bar{c}=0}} \prod C_{k+1} | \bar{L}_k = \bar{l}_k, \bar{D}_k = \bar{C}_k = 0, A = a \end{aligned} \quad (47)$$

2. *Positivity:*

$$\begin{aligned} & f_{A, \bar{L}_k, C_k, D_k}(a, \bar{l}_k, 0, 0) \neq 0 \implies \\ & \Pr[C_{k+1} = 0 | \bar{L}_k = \bar{l}_k, C_k = D_k = 0, A = a] > 0 \text{ w.p.1.} \end{aligned} \quad (48)$$

3. *Consistency:*

$$\begin{aligned} & \text{If } A = a \text{ and } \bar{C}_{k+1} = 0, \\ & \text{then } \bar{L}_{k+1} = \bar{L}_{k+1}^{a, \bar{c}=0} \text{ and } \bar{D}_{k+1} = \bar{D}_{k+1}^{a, \bar{c}=0} \end{aligned} \quad (49)$$

allowing \bar{Y}_k to be an implicit component of \bar{L}_k . Then $\Pr[D^{a, \bar{c}=\bar{0}} = 1]$, the counterfactual risk of the competing event by $K + 1$ under a and elimination of loss to follow-up, is equivalent to

$$\begin{aligned} & \sum_{\bar{l}_K} \sum_{k=0}^K \Pr[D_{k+1} = 1 | \bar{L}_k = \bar{l}_k, \bar{C}_{k+1} = \bar{D}_k = 0, A = a] \times \\ & \prod_{j=0}^k \{\Pr[D_j = 0 | \bar{L}_{j-1} = \bar{l}_{j-1}, \bar{C}_j = \bar{D}_{j-1} = 0, A = a] \times \\ & f(l_j | \bar{l}_{j-1}, \bar{C}_j = \bar{D}_j = 0, a)\} \end{aligned}$$

Proof: The result follows from Theorem 1 by replacing \bar{Y}_{k+1} , \bar{V}_{k+1} , \bar{X}_k and corresponding counterfactuals from Theorem 1 with \bar{D}_{k+1} , \bar{C}_{k+1} , \bar{L}_k and their corresponding counterfactuals, respectively.

Corollary 9 *Suppose that the assumptions (47), (48), (49), (17), (18) and (19) all simultaneously hold. Then the counterfactual hazard (7) is equivalent to expression (25) for any $k = 0, \dots, K$.*

Proof: By probability rules

$$\Pr[Y_{k+1}^{a, \bar{c}=\bar{0}} = 1 | D_{k+1}^{a, \bar{c}=\bar{0}} = Y_k^{a, \bar{c}=\bar{0}} = 0] = \frac{\Pr[Y_{k+1}^{a, \bar{c}=\bar{0}} = 1, D_{k+1}^{a, \bar{c}=\bar{0}} = Y_k^{a, \bar{c}=\bar{0}} = 0]}{\Pr[D_{k+1}^{a, \bar{c}=\bar{0}} = Y_k^{a, \bar{c}=\bar{0}} = 0]} \quad (50)$$

Because the event $Y_{k+1} = 1$ implies $D_{k+1} = 0$ under any single counterfactual world and by (45) and (46) of Corollary 5, we have that the numerator of (50) is equivalent to

$$\begin{aligned} & \Pr[Y_{k+1}^{a, \bar{c}=\bar{0}} = 1, D_{k+1}^{a, \bar{c}=\bar{0}} = Y_k^{a, \bar{c}=\bar{0}} = 0] = \\ & \Pr[Y_{k+1}^{a, \bar{c}=\bar{0}} = 1, Y_k^{a, \bar{c}=\bar{0}} = 0] = \\ & \mathbb{E}[Y_{k+1}(1 - Y_k)W_k^{\bar{c}=0} | A = a] = \\ & \mathbb{E}[Y_{k+1}(1 - D_{k+1})(1 - Y_k)W_k^{\bar{c}=0} | A = a] \end{aligned}$$

Also, by Theorem 1 and Corollary 2, replacing the event $Y_{k+1}^{a, \bar{c}=0} = 0$ with the joint event ($D_{k+1}^{a, \bar{c}=0} = 0, Y_k^{a, \bar{c}=0} = 0$), we can write the denominator of (50) as

$$\begin{aligned} \Pr[D_{k+1}^{a, \bar{c}=\bar{0}} = Y_k^{a, \bar{c}=\bar{0}} = 0] &= \sum_{\bar{l}_k} \prod_{j=0}^k \Pr[D_{j+1} = 0 | \bar{L}_j = \bar{l}_j, \bar{C}_{j+1} = \bar{Y}_j = \bar{D}_j = 0, a] \\ & \Pr[Y_j = 0 | \bar{L}_{j-1} = \bar{l}_{j-1}, \bar{C}_j = \bar{Y}_{j-1} = \bar{D}_j = 0, a] f(l_j | \bar{l}_{j-1}, \bar{C}_j = \bar{D}_j = \bar{Y}_j = 0, a) = \\ & \mathbb{E}[(1 - D_{k+1})(1 - Y_k)W_k^{\bar{c}=0} | A = a] \end{aligned}$$

with the last equality following arguments similar to Lemma 3.

Similar arguments prove the counterfactual hazard (8) is equivalent to expression (26) given (47), (48), (49), (17), (18) and (19).

Appendix C IPW estimation algorithms

C.1 An IPW algorithm for treatment effects on the scale of the counterfactual risk (3)

Assume there exists a real-valued parameter β^* such that the following holds for all k and a :

$$h_k(a) = m\{\gamma(k, a; \beta)\}$$

when $\beta = \beta^*$ with $m(\cdot)$ a known inverse link function constrained between zero and one (e.g. logit or probit link), γ a function of k and a and differentiable with respect to β and $h_k(a)$ defined as in (16). Given the identifying conditions (11), (12) and (13), $m\{\gamma(k, a; \beta)\}$ is an MSM for the counterfactual (4).

Given the above model for (16), which will be true by definition when $\gamma(k, a; \beta)$ is selected as a saturated function of k and a , (15) may be rewritten as

$$\sum_{k=0}^K m\{\gamma(k, a; \beta)\} \prod_{j=0}^{k-1} [1 - m\{\gamma(j, a; \beta)\}]$$

when $\beta = \beta^*$.

Let $\hat{\beta}$ be the solution to the estimating equation

$$\sum_{i=1}^n \sum_a \sum_{k=0}^K U_{i,k,a}^1(\beta, \hat{\alpha}_1) = 0,$$

with respect to β such that, suppressing the i subscript,

$$U_{i,k,a}^1(\beta, \hat{\alpha}_1) = [Y_{k+1} - m\{\gamma(k, a; \beta)\}] (1 - Y_k) W_k(\hat{\alpha}_1) q(k, a)$$

where $q(k, a)$ may be any user-selected vector function of, at most, k , and a and

$$W_k(\hat{\alpha}_1) = \prod_{j=0}^k \frac{I(C_{j+1} = 0)I(D_{j+1} = 0)}{\Pr[C_{j+1} = D_{j+1} = 0 | \bar{L}_j, \bar{C}_j = \bar{D}_j = \bar{Y}_j = 0, a; \hat{\alpha}_1]},$$

where $\Pr[C_{j+1} = D_{j+1} = 0 | \bar{L}_j, \bar{C}_j = \bar{D}_j = \bar{Y}_j = 0, a; \alpha_1]$ is a model for $\Pr[C_{j+1} = D_{j+1} = 0 | \bar{L}_j, \bar{C}_j = \bar{D}_j = \bar{Y}_j = 0, a] = \Pr[C_{j+1} = 0 | \bar{L}_j, \bar{C}_j = \bar{D}_j = \bar{Y}_j = 0, a] \times \Pr[D_{j+1} = 0 | \bar{L}_j, \bar{C}_{j+1} = \bar{D}_j = \bar{Y}_j = 0, a]$ and $\hat{\alpha}_1$ is the MLE of α_1 .

Following Robins [2000], if (i) the MSM $m\{\gamma(k, a; \beta)\}$ is correctly specified and (ii) the weight denominator model is correctly specified for $\Pr[C_{j+1} = D_{j+1} = 0 | \bar{L}_j, \bar{C}_j = \bar{D}_j = \bar{Y}_j = 0, a]$ then we have

$$E[U_{i,k,a}^1(\beta^*, \alpha_1^*)] = 0$$

for all k and a with α_1^* the true value of α_1 and the IPW estimator $\hat{\beta}$ consistent and asymptotically normal for β^* for any choice of $q(k, a)$. The choice of $q(k, a)$ can only affect the variance of the estimator.

We might assume the following pooled over time logistic models:

$$m\{\gamma(k, a; \beta)\} = \text{expit}\{\gamma(k, a; \beta)\},$$

$$\Pr[C_{k+1} = 0 | \bar{L}_k, \bar{C}_k = \bar{D}_k = \bar{Y}_k = 0, a] = \text{expit}\{\phi^C(k, \bar{L}_k, a; \alpha_{1,C})\}$$

and

$$\Pr[D_{k+1} = 0 | \bar{L}_k, \bar{C}_{k+1} = \bar{D}_k = \bar{Y}_k = 0, a] = \text{expit}\{\phi^D(k, \bar{L}_k, a; \alpha_{1,D})\}$$

with $\alpha_1 = (\alpha_{1,C}, \alpha_{1,D})$, ϕ^C and ϕ^D specified functions of (k, \bar{L}_k, a) differentiable with respect to $\alpha_{1,C}$ and $\alpha_{1,D}$, respectively and $\text{expit}(\cdot) = \frac{\exp(\cdot)}{1 + \exp(\cdot)}$. Note that the assumption $m\{\gamma(k, a; \beta)\} = \text{expit}\{\gamma(k, a; \beta)\}$ is approximately consistent with the model assumption (27) given the event of

interest is rare in each interval [D'agostino et al., 1990], guaranteed for sufficiently small intervals, and selecting $\gamma(k, a; \beta) = \gamma_0(k; \beta_0) + \beta_1 a$ with $\gamma_0(k; \beta_0)$ a function of only k .

Suppose we further choose $q(k, a) = q^*(k, a) \frac{\partial \gamma(k, a, \beta)}{\partial \beta^\top}$ with $q^*(k, a)$ generally any user-selected scalar function of, at most, k and a . Following Hernán et al. [2000] we might select

$$q^*(k, a) = \text{expit}\{\phi^C(k, a; \hat{\alpha}_{1,C}^{num})\} \text{expit}\{\phi^D(k, a; \hat{\alpha}_{1,D}^{num})\}$$

where $\text{expit}\{\phi^C(k, a; \hat{\alpha}_{1,C}^{num})\}$ is a pooled over time logistic model for $\Pr[C_{k+1} = 0 | \bar{C}_k = \bar{D}_k = \bar{Y}_k = 0, a]$ and $\text{expit}\{\phi^D(k, a; \hat{\alpha}_{1,D}^{num})\}$ a pooled over time logistic model for $\Pr[D_{k+1} = 0 | \bar{L}_k, \bar{C}_{k+1} = \bar{D}_k = \bar{Y}_k = 0, a]$ with $(\hat{\alpha}_{1,C}^{num}, \hat{\alpha}_{1,D}^{num})$ corresponding model coefficient estimates.

It follows that a solution $\hat{\beta}$ may be obtained with off-the-shelf software via the following algorithm applied to a person-time data set constructed such that each person will have $K^* + 1$ lines indexed by $k = 0, \dots, K^*$ and measurements of $(A, \bar{L}_k, C_{k+1}, D_{k+1}, Y_{k+1})$ on each line k . If, for a given person, $C_{K+1} = D_{K+1} = Y_{K+1} = 0$ then $K^* = K$; otherwise if, for any $m = 0, \dots, K$, $D_m = C_m = Y_m = 0$ and either $C_{m+1} = 1$, $D_{m+1} = 1$ or $Y_{m+1} = 1$ then $K^* = m$. We code the input data set here such that: if $C_{k+1} = 1$ both D_{k+1} and Y_{k+1} are set to missing; otherwise, if $C_{k+1} = 0$ and $D_{k+1} = 1$ then Y_{k+1} is set to missing. This coding guarantees that, in fitting models where D_{k+1} is the independent variable, records with $C_{k+1} = 1$ are automatically excluded from the model fit and, in fitting models where Y_{k+1} is the dependent variable, records with $D_{k+1} = 1$ or $C_{k+1} = 1$ are automatically excluded from the model fit as required for the data functions we are estimating in this case.

IPW estimation algorithm for β :

1. Using all subject-interval records in the data set, obtain $\hat{\alpha}_{1,C}^{num}$ by fitting a pooled logistic regression model with dependent variable C_{k+1} and independent variables a specified function of $k = 0, \dots, K$ and A corresponding to the choice of $\phi^C(\cdot)$.
2. Using all subject-interval records in the data set, obtain $\hat{\alpha}_{1,D}^{num}$ by fitting a pooled logistic regression model with dependent variable D_{k+1} and independent variables a specified function of $k = 0, \dots, K$ and A corresponding to the choice of $\phi^D(\cdot)$.
3. Using all subject-interval records in the data set, obtain $\hat{\alpha}_{1,C}$ by fitting a pooled logistic regression model with dependent variable C_{k+1} and independent variables a specified function of $k = 0, \dots, K$ and (A, \bar{L}_k) corresponding to the choice of $\phi^C(\cdot)$.
4. Using all subject-interval records in the data set, obtain $\hat{\alpha}_{1,D}$ by fitting a pooled logistic regression model with dependent variable D_{k+1} and independent variables a specified function of $k = 0, \dots, K$ and (A, \bar{L}_k) corresponding to the choice of $\phi^D(\cdot)$.
5. For each subject i , attach a weight to line k of the data set calculated as

$$\prod_{j=0}^k \frac{\text{expit}\{\phi^C(k, A_i; \hat{\alpha}_{1,C}^{num})\} \text{expit}\{\phi^D(k, A_i; \hat{\alpha}_{1,D}^{num})\}}{\text{expit}\{\phi^C(k, \bar{L}_{i,k}, A_i; \hat{\alpha}_{1,C})\} \text{expit}\{\phi^D(k, \bar{L}_{i,k}, A_i; \hat{\alpha}_{1,D})\}}$$

6. Using all subject-interval records in the data set, obtain $\hat{\beta}$ by fitting a final weighted pooled logistic regression model with dependent variable Y_{k+1} , independent variables a specified function of $k = 0, \dots, K$ and A corresponding to the choice of $\gamma(\cdot)$ and weights as defined in the previous step.

In turn, an IPW estimator of (15), equivalent to the counterfactual risk (3) under assumptions (11), (12) and (13), can be computed as

$$\sum_{k=0}^K m\{\gamma(k, a; \hat{\beta})\} \prod_{j=0}^{k-1} [1 - m\{\gamma(j, a; \hat{\beta})\}] \quad (51)$$

for treatment level $A = a$. Estimates of risk ratios/differences can be obtained via a ratio/difference of expression (51) for different levels of a . Ninety-five percent confidence intervals can be computed by repeating the procedure in B bootstrap samples.

C.2 An IPW algorithm for treatment effects on the scale of the counterfactual risk (5)

Now assume there exists a real-valued parameter ψ^* such that the following holds for all k and a :

$$h_k^{sub}(a) = m\{\gamma(k, a; \psi)\}$$

when $\psi = \psi^*$ with $m(\cdot)$ as defined in the previous section, γ analogously a function of k and a and differentiable with respect to ψ and $h_k^{sub}(a)$ defined as in (23). Given the identifying conditions (17), (18) and (19), $m\{\gamma(k, a; \psi)\}$ is an MSM for the counterfactual hazard (6).

Given the above model for (23), which will be true by definition when $\gamma(k, a; \psi)$ is selected as a saturated function of k and a , (22) may be rewritten as

$$\sum_{k=0}^K m\{\gamma(k, a; \psi)\} \prod_{j=0}^{k-1} [1 - m\{\gamma(j, a; \psi)\}]$$

when $\beta = \beta^*$.

Let $\hat{\psi}$ be the solution to the estimating equation

$$\sum_{i=1}^n \sum_a \sum_{k=0}^K U_{i,k,a}^2(\beta, \hat{\alpha}_2) = 0,$$

with respect to ψ such that, suppressing the i subscript,

$$U_{i,k,a}^2(\beta, \hat{\alpha}_2) = [Y_{k+1} - m\{\gamma(k, a; \psi)\}] (1 - Y_k) W_k^{sub}(\hat{\alpha}_2) q(k, a)$$

with the general definition of $q(k, a)$ as in the previous section and

$$W_k^{sub}(\hat{\alpha}_2) = \prod_{j=0}^k \frac{I(C_{j+1} = 0)}{\Pr[C_{j+1} = 0 | \bar{L}_j, \bar{D}_j = \bar{d}_j, \bar{C}_j = \bar{Y}_j = 0, a; \hat{\alpha}_2]},$$

where $\Pr[C_{j+1} = 0 | \bar{L}_j, \bar{D}_j = \bar{d}_j, \bar{C}_j = \bar{Y}_j = 0, a; \hat{\alpha}_2]$ is a model for $\Pr[C_{j+1} = 0 | \bar{L}_j, \bar{D}_j = \bar{d}_j, \bar{C}_j = \bar{Y}_j = 0, a]$ and $\hat{\alpha}_2$ is the MLE of α_2 with $\Pr[C_{j+1} = 0 | \bar{L}_j, D_j = 1, \bar{D}_{j-1} = \bar{d}_{j-1}, \bar{C}_j = \bar{Y}_j = 0, a; \hat{\alpha}_2] = 1$ because individuals who have the competing event by j cannot subsequently be lost to follow-up. If (i) the MSM $m\{\gamma(k, a; \psi)\}$ is correctly specified for (23) and (ii) the weight denominator model is correctly specified for $\Pr[C_{j+1} = 0 | \bar{L}_j, \bar{D}_j = \bar{d}_j, \bar{C}_j = \bar{Y}_j = 0, a]$ then $\hat{\psi}$ is consistent for ψ^* regardless of the choice of $q(k, a)$.

We might again assume the pooled over time logistic models:

$$m\{\gamma(k, a; \psi)\} = \text{expit}\{\gamma(k, a; \psi)\},$$

and

$$\Pr[C_{k+1} = 0 | \bar{L}_k, \bar{C}_k = \bar{D}_k = \bar{Y}_k = 0, a] = \text{expit}\{\phi(k, \bar{L}_k, a; \alpha_2)\}$$

with ϕ a specified function of (k, \bar{L}_k, a) differentiable with respect to α_2 . The assumption $m\{\gamma(k, a; \psi)\} = \text{expit}\{\gamma(k, a; \psi)\}$ is approximately consistent with the model assumption (28) given the event of interest is rare in each interval and selecting $\gamma(k, a; \psi) = \gamma_0(k; \psi_0) + \psi_1 a$ with $\gamma_0(k; \psi_0)$ a function of only k .

Suppose we choose $q(k, a) = 1$ when $D_k = 1$ and, otherwise, choose $q(k, a) = q^*(k, a) \frac{\partial \gamma(k, a, \psi)}{\partial \psi^\tau}$ with

$$q^*(k, a) = \text{expit}\{\phi(k, a; \hat{\alpha}_2^{num})\}$$

where $\text{expit}\{\phi(k, a; \alpha_2^{num})\}$ is a pooled logistic model for $\Pr[C_{k+1} = 0 | \bar{C}_k = \bar{D}_k = \bar{Y}_k = 0, a]$ with $\hat{\alpha}_2^{num}$ the model coefficient estimates.

It follows that a solution $\hat{\psi}$ may be obtained with off-the-shelf software via the following algorithm applied to a person-time data set constructed slightly differently from the previous section. Here, we require a person-time data set such that each person will have $K^* + 1$ lines indexed by $k = 0, \dots, K^*$ and measurements of $(A, D_k, \bar{L}_k, C_{k+1}, Y_{k+1})$ on each line k . If, for a given person, $C_{K+1} = Y_{K+1} = 0$ then $K^* = K$, regardless of that person's value of D_k on any line k ; that is, subjects who never fail from the event of interest and are never lost to follow-up have $K + 1$ lines in the data regardless of whether this status arises from surviving or failing to survive competing events. Otherwise if, for any $m = 0, \dots, K$, $C_m = Y_m = 0$ and either $C_{m+1} = 1$ or $Y_{m+1} = 1$ then $K^* = m$. We code the input data set here such that: if $C_{k+1} = 1$ then Y_{k+1} is set to missing. This coding guarantees that, in fitting models where Y_{k+1} is the dependent variable, records with $C_{k+1} = 1$ are automatically excluded from the model fit as required for the data functions we are estimating in this case. Coding is also such that: if $D_k = 1$ then $Y_{k+1} = C_{k+1} = 0$. Note that, as per the algorithm below, when $D_k = 1$ the value of L_k will not be used and therefore its coding does not matter (it can be set to missing or any other value).

IPW estimation algorithm for ψ :

1. Restricting to subject-interval records in the data set with $D_k = 0$, obtain $\hat{\alpha}_2^{num}$ by fitting a pooled logistic regression model with dependent variable C_{k+1} and independent variables a specified function of $k = 0, \dots, K$ and A corresponding to the choice of $\phi(\cdot)$.

2. Restricting to subject-interval records in the data set with $D_k = 0$, obtain $\hat{\alpha}_2$ by fitting a pooled logistic regression model with dependent variable C_{k+1} and independent variables a specified function of $k = 0, \dots, K$ and (A, \bar{L}_k) corresponding to the choice of $\phi(\cdot)$.
3. For each subject i , attach a weight to line k of the data set calculated as

$$\prod_{j=0}^k sw(j)$$

where $sw(j) = 1$ if $D_j = 1$. Otherwise

$$sw(j) = \frac{\text{expit}\{\phi(j, A_i; \hat{\alpha}_2^{num})\}}{\text{expit}\{\phi(j, \bar{L}_{i,j}, A_i; \hat{\alpha}_2)\}}$$

4. Using all subject-interval records in the data set, obtain $\hat{\psi}$ by fitting a final weighted pooled logistic regression model with dependent variable Y_{k+1} , independent variables a specified function of $k = 0, \dots, K$ and A corresponding to the choice of $\gamma(\cdot)$ and weights as defined in the previous step.

In turn, an IPW estimator of (22) equivalent to the counterfactual risk (5) under assumptions (17), (18) and (19), can be computed as

$$\sum_{k=0}^K m\{\gamma(k, a; \hat{\psi})\} \prod_{j=0}^{k-1} [1 - m\{\gamma(j, a; \hat{\psi})\}] \quad (52)$$

for treatment level $A = a$. Estimates of risk ratios/differences can be obtained via a ratio/difference of expression (52) for different levels of a . Ninety-five percent confidence intervals can be computed by repeating the procedure in B bootstrap samples. Ninety-five percent confidence intervals can be computed by repeating the procedure in B bootstrap samples.

Appendix D of Young et al. [2018] describes an alternative IPW estimator for the counterfactual risk (5) derived from the alternative expression (24). This alternative approach requires an alternative input data structure which in fact matches that required for the IPW algorithm given in the previous section C.1.