
Bayesian Convolutional Neural Networks

Felix Laumann

Department of Applied Mathematics
and Computer Science
Technical University of Denmark

NeuralSpace
felix@neuralspace.ai

Kumar Shridhar

Department of Computer Science
TU Kaiserslautern
MindGarage

NeuralSpace
kumar@neuralspace.ai

Abstract

We propose a Bayesian convolutional neural network built upon *Bayes by Backprop* and elaborate how this known method can serve as the fundamental construct of our novel reliable variational inference method for convolutional neural networks. First, we show how *Bayes by Backprop* can be applied to convolutional layers where weights in filters have probability distributions instead of point-estimates; and second, how our proposed framework leads with various network architectures to performances comparable to convolutional neural networks with point-estimates weights. This work represents the expansion of the group of Bayesian neural networks, which consist now of feedforward, recurrent, and convolutional ones.

1 Introduction

Convolutional Neural Networks (CNNs) excel at tasks in the realm of image classification (e.g., [6, 12, 19]), but are from a probability theory perspective unjustified of using point-estimates as weights to base any classification on. In this work, we examine how to add uncertainty and regularisation to CNNs by means of applying Bayesian methods to training. This approach allows the network to express uncertainty via its parameters (see figure 1). At the same time, by using a prior to integrate out the parameters we average across many models during training, what gives a regularisation effect to the network, thus prevents from overfitting. We build our Bayesian CNN upon *Bayes by Backprop* [1], and approximate the intractable true posterior probability distribution $p(w|\mathcal{D})$ with a variational distribution $q_\theta(w|\mathcal{D})$, which comprises the properties of a Gaussian distribution $\mu \in \mathbb{R}^d$ and $\sigma \in \mathbb{R}^d$, denoted $\mathcal{N}(\theta|\mu, \sigma^2)$. The form of the posterior in variational inference embodies the quality of the uncertainty estimates and hence the overall performance of the model. In other words, the smaller σ^2 , the less uncertain the CNNs' classifications.

The contributions of our work are twofold: we firstly present how *Bayes by Backprop* can be efficiently applied to CNNs, and secondly how our proposed generic and reliable variational inference method for CNNs can be applied to various CNN architectures. This work represents the expansion of the group of Bayesian neural networks, which now consist including this of feedforward [1], recurrent [2], and convolutional ones.

2 Bayes by Backprop

Bayes by Backprop [1, 5] is a variational inference method to learn the posterior distribution on the weights $\theta \in \mathbb{R}^d$ of a neural network from which weights w can be drawn in backpropagation. Since the true posterior is typically intractable, an approximate distribution $q_\theta(w|\mathcal{D})$ is defined that is aimed to be as similar as possible to the true posterior $p(w|\mathcal{D})$, measured by the Kullback-Leibler

(KL) divergence [13]. Hence, we define the optimal parameters θ^{opt} as

$$\theta^{opt} = \underset{\theta}{\text{minimize}} \text{KL} [q_{\theta}(w|\mathcal{D})||p(w|\mathcal{D})] \tag{1}$$

$$= \underset{\theta}{\text{minimize}} \text{KL} [q_{\theta}(w|\mathcal{D})||p(w)] - \mathbb{E}_{q(w|\theta)}[\log p(\mathcal{D}|w)] + \log p(\mathcal{D}) \tag{2}$$

where

$$\text{KL} [q_{\theta}(w|\mathcal{D})||p(w)] = \int q_{\theta}(w|\mathcal{D}) \log \frac{q_{\theta}(w|\mathcal{D})}{p(w)} dw. \tag{3}$$

This derivation forms an optimisation problem with a resulting cost function widely known as *variational free energy* [3, 17, 21] which is built upon two terms: the former is dependent on the definition of the prior $p(w)$, thus called complexity cost, whereas the latter is dependent on the data $p(\mathcal{D}|w)$, and thus called likelihood cost.

Since the KL-divergence is also intractable to compute exactly, we follow a stochastic variational method [1, 5], i.e. we sample from the variational distribution $q_{\theta}(w|\mathcal{D})$ since it is much more probable to draw samples from the variational posterior than from the true posterior which are convenient for numerical methods. Consequently, we arrive at the tractable cost function (4) which wants to be minimised w.r.t. θ .

$$\mathcal{F}(\mathcal{D}, \theta) \approx \sum_{i=1}^n \log q_{\theta}(w^{(i)}|\mathcal{D}) - \log p(w^{(i)}) - \log p(\mathcal{D}|w^{(i)}) \tag{4}$$

We sample $w^{(i)}$ from $q_{\theta}(w|\mathcal{D})$. The uncertainty afforded by *Bayes by Backprop* trained neural networks has been used successfully for training feedforward neural networks in both supervised and reinforcement learning environments [1, 8, 15], and also for training recurrent neural networks [2], but has not been applied to convolutional neural networks to-date.

3 Bayesian convolutional neural networks

In this section, we elaborate our algorithm of building a CNN with probability distributions on its weights in each filter, as seen in figure 1, and apply Bayesian inference to compute the posterior, as it was described previously in section 2.

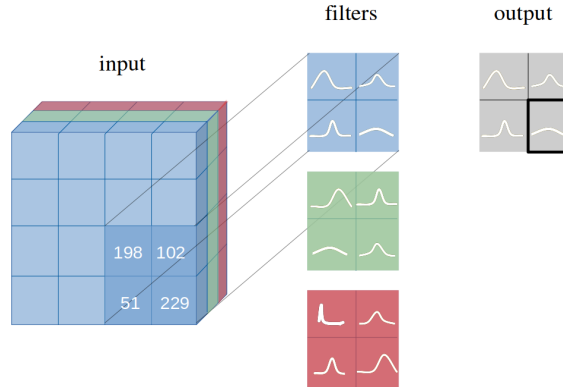


Figure 1: Input image with exemplary pixel values (left), filters (middle) and corresponding output (right) with probability distributions over weights.

Noteworthy is that a fully Bayesian perspective on a CNN is not accomplished by merely placing distributions over weights in convolutional layers; it also required to place distributions over weights in fully-connected layers (see figure 2).

3.1 Local reparameterization trick for convolutional layers

To reduce the variance of the stochastic gradient, we apply the local reparameterization trick [10]. Following [10, 18], we do not sample the weights w , but we sample instead layer activations b due to its

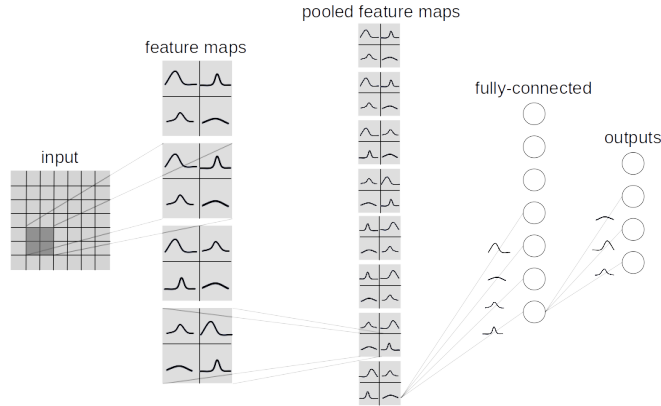


Figure 2: Fully Bayesian perspective of an exemplary CNN. Weights in filters of convolutional layers, and weights in fully-connected layers have the form of a probability distribution.

consequent computational acceleration. The variational posterior $q(w_{ijhw}) = \mathcal{N}(\mu_{ijhw}, \alpha_{ijhw}\mu_{ijhw}^2)$ allows to implement the local reparameterization trick in convolutional layers, which results in

$$b_j = A_i * \mu_i + \epsilon_j \odot \sqrt{A_i^2 * (\alpha_i \odot \mu_i^2)} \quad (5)$$

where $\epsilon_j \sim \mathcal{N}(0, 1)$, A_i is the receptive field, $*$ signalises the convolutional operation, and \odot the component-wise multiplication.

3.2 Being Bayesian with two convolutional operations

The crux of equipping a CNN with distributions over weights instead of point-estimates lies in applying *two* convolutional operations where filters with point-estimates apply *one*. Since we deploy the previously described local reparametrization trick, and sample from the output, we are eligible to compute the two variables determining the distribution, namely mean μ_{ijhw} and variance $\alpha_{ijhw}\mu_{ijhw}^2$, separately. We do that in two convolutional operations: in the first, we learn the means μ_{ijwh} of the weights' probability distributions, and in the second we learn the variances $\alpha_{ijhw}\mu_{ijhw}^2$ whereas α_{ijhw} is the only learnable parameter [16]. In other words, while we learn in the first convolutional operation a point-estimate and construe it as the *maximum-a-posteriori* (MAP), we observe in the second convolutional operation how far values for weights deviate from this MAP. This procedure is equivalently done in fully-connected layers. To accelerate computation, ensure the variance is never zero, and enhance accuracy, we learn $\log \alpha_{ijhw}$ and use the *Softplus* activation function for reasons we want to elaborate in section 4. For further implementation details, and to emphasise our intentions on reproducibility [20], we may refer to our GitHub repository¹.

4 Experiments

For all conducted experiments, we implement the foregoing description of a Bayesian CNN in LeNet-5 [14] and 3Conv3FC [7] (see Appendix for architectural details). We train the networks respectively with the MNIST dataset of handwritten digits [14], and with the CIFAR-10 dataset [11] since these datasets serve widely as benchmarks for CNNs' performances. As the activation function was originally *ReLU* chosen, but we must introduce another activation function, called *softplus* (see (6)), because of our method to apply two convolutional or fully-connected operations, of those one is determining the mean μ , and the other the variance $\alpha\mu^2$. We want to ensure that the variance is never becoming zero, because that would be equivalent to a *maximum-a-posteriori*, that is equivalent to a maximum likelihood estimate, that is equivalent to a point-estimate. The softplus activation function is a smooth approximation of ReLU, with the subtle and practically not influential, but analytically

¹https://github.com/felix-laumann/Bayesian_CNN

imperative to notice, difference that it never becomes zero for $x \rightarrow -\infty$, what ReLU does.

$$\text{Softplus}(x) = \frac{1}{\beta} \cdot \log(1 + \exp(\beta \cdot x)) \tag{6}$$

where β is by default set to 1.

Classification on MNIST. We trained networks of the aforementioned two architectures on MNIST, consisting of 60,000 training and 10,000 validation pixel images of size 28 by 28. Each image is labelled with its corresponding number (between zero and nine, inclusive). The accuracy of correct predictions in the validation set is visualised as blue in figure 3.

Classification on CIFAR-10. The CIFAR-10 dataset consists of 60000 32x32 colour images in 10 classes, with 6000 images per class. Each of the classes has 5000 training images and 1000 validation images. Results are shown in red in figure 3.

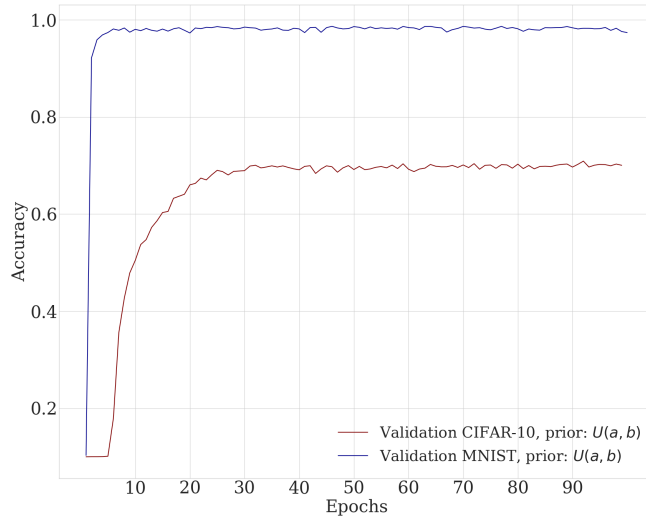


Figure 3: Validation accuracy over 100 epochs with a uniform prior distribution over parameters θ .

5 Discussion

The proposed Bayesian interpretation of CNNs with implementing *Bayes by Backprop* as a reliable variational inference method for CNNs has not been studied to-date. There has been exploratory work by Gal and Ghahramani [4] who utilised the various outputs of a dropout function to define a distribution, and concluded that we can then speak of a Bayesian CNN. But, we argue heavily against this approach, and claim profound deficiencies, hence it cannot be construed as a Bayesian neural network. Specifically, no prior distributions are placed on the CNN’s parameters, which embody a substantial part of a Bayesian interpretation for the simple reason that Bayes’ theorem includes it, thus embodies a foundation of the entire school of thought. In comparison, we take a fully Bayesian perspective on the network’s parameters, i.e. placing prior distributions over them, and updating them according to Bayes’ theorem with variational inference, precisely *Bayes by Backprop*. Furthermore, we show that this network achieves remarkable results only slightly lower than the ones of the same network architectures with point-estimates as weights instead of distributions.

As an add-on method to further enhance the stability of optimisation, *posterior sharpening* [2] could be applied to Bayesian CNNs in future work. There, the variational posterior distribution $q_{\theta}(w|\mathcal{D})$ is conditioned on training data of a batch $\mathcal{D}^{(i)}$. We can see $q_{\theta}(w|\mathcal{D}^{(i)})$ as a proposal distribution, or *hyper-prior* when we rethink it as a hierarchical model, to improve the gradient estimates of the intractable likelihood function $p(\mathcal{D}|w)$.

Acknowledgments

We would like to thank Jesper Wohler, Casper Kaae Sønderby, and Kirill Neklyudov for their valuable comments, and their time in which we discussed certain aspects of this work.

References

- [1] Blundell, C., Cornebise, J., Kavukcuoglu, K., and Wierstra, D. (2015). Weight uncertainty in neural networks. *arXiv preprint arXiv:1505.05424*.
- [2] Fortunato, M., Blundell, C., and Vinyals, O. (2017). Bayesian recurrent neural networks. *arXiv preprint arXiv:1704.02798*.
- [3] Friston, K., Mattout, J., Trujillo-Barreto, N., Ashburner, J., and Penny, W. (2007). Variational free energy and the laplace approximation. *Neuroimage*, 34(1):220–234.
- [4] Gal, Y. and Ghahramani, Z. (2015). Bayesian convolutional neural networks with bernoulli approximate variational inference. *arXiv preprint arXiv:1506.02158*.
- [5] Graves, A. (2011). Practical variational inference for neural networks. In *Advances in Neural Information Processing Systems*, pages 2348–2356.
- [6] He, K., Zhang, X., Ren, S., and Sun, J. (2016). Deep residual learning for image recognition. In *Proceedings of the IEEE conference on computer vision and pattern recognition*, pages 770–778.
- [7] Hinton, G. E., Srivastava, N., Krizhevsky, A., Sutskever, I., and Salakhutdinov, R. R. (2012). Improving neural networks by preventing co-adaptation of feature detectors. *arXiv preprint arXiv:1207.0580*.
- [8] Houthoofd, R., Chen, X., Duan, Y., Schulman, J., De Turck, F., and Abbeel, P. (2016). Curiosity-driven exploration in deep reinforcement learning via bayesian neural networks. *arXiv preprint arxiv.1605.09674*.
- [9] Kingma, D. P. and Ba, J. (2014). Adam: A method for stochastic optimization. *arXiv preprint arXiv:1412.6980*.
- [10] Kingma, D. P., Salimans, T., and Welling, M. (2015). Variational dropout and the local reparameterization trick. In *Advances in Neural Information Processing Systems*, pages 2575–2583.
- [11] Krizhevsky, A. and Hinton, G. (2009). Learning multiple layers of features from tiny images.
- [12] Krizhevsky, A., Sutskever, I., and Hinton, G. E. (2012). Imagenet classification with deep convolutional neural networks. In *Advances in neural information processing systems*, pages 1097–1105.
- [13] Kullback, S. and Leibler, R. A. (1951). On information and sufficiency. *The annals of mathematical statistics*, 22(1):79–86.
- [14] LeCun, Y., Bottou, L., Bengio, Y., and Haffner, P. (1998). Gradient-based learning applied to document recognition. *Proceedings of the IEEE*, 86(11):2278–2324.
- [15] Lipton, Z. C., Gao, J., Li, L., Li, X., Ahmed, F., and Deng, L. (2016). Efficient exploration for dialogue policy learning with bbq networks & replay buffer spiking. *arXiv preprint arXiv:1608.05081*.
- [16] Molchanov, D., Ashukha, A., and Vetrov, D. (2017). Variational dropout sparsifies deep neural networks. *arXiv preprint arXiv:1701.05369*.
- [17] Neal, R. M. and Hinton, G. E. (1998). A view of the em algorithm that justifies incremental, sparse, and other variants. In *Learning in graphical models*, pages 355–368. Springer.
- [18] Neklyudov, K., Molchanov, D., Ashukha, A., and Vetrov, D. (2018). Variance networks: When expectation does not meet your expectations. *arXiv preprint arXiv:1803.03764*.
- [19] Simonyan, K. and Zisserman, A. (2014). Very deep convolutional networks for large-scale image recognition. *arXiv preprint arXiv:1409.1556*.
- [20] Stark, P. B. (2018). Before reproducibility must come preproducibility. *Nature* 557, 613.
- [21] Yedidia, J. S., Freeman, W. T., and Weiss, Y. (2005). Constructing free-energy approximations and generalized belief propagation algorithms. *IEEE Transactions on information theory*, 51(7):2282–2312.

Appendix

Models

Layer type	Width	Stride	Padding	Input shape	Nonlinearity
Convolution (5×5)	6	1	0	$M \times 1 \times 32 \times 32$	Softplus
Pooling (2×2)		2	0	$M \times 6 \times 28 \times 28$	
Convolution (5×5)	16	1	0	$M \times 1 \times 14 \times 14$	Softplus
Pooling (2×2)		2	0	$M \times 16 \times 10 \times 10$	
Fully-connected	120			$M \times 400$	Softplus
Fully-connected	84			$M \times 120$	Softplus
Fully-connected	10			$M \times 84$	

Table 1: Full description of the LeNet-5 architecture for the MNIST dataset.

Layer type	Width	Stride	Padding	Input shape	Nonlinearity
Convolution (5×5)	32	1	2	$M \times 3 \times 32 \times 32$	Softplus
Pooling (3×3)		2	0	$M \times 32 \times 32 \times 32$	
Convolution (5×5)	64	1	2	$M \times 32 \times 15 \times 15$	Softplus
Pooling (3×3)		2	0	$M \times 64 \times 15 \times 15$	
Convolution (5×5)	128	1	1	$M \times 64 \times 7 \times 7$	Softplus
Pooling (3×3)		2	0	$M \times 128 \times 7 \times 7$	
Fully-connected	1000			$M \times 1152$	Softplus
Fully-connected	1000			$M \times 1000$	Softplus
Fully-connected	10			$M \times 1000$	

Table 2: Full description of the 3Conv3FC architecture for the CIFAR-10 dataset.

Specifications for the experiments

variable	value
learning rate	0.0001
epochs	100
batch size	32
sample size	10
$(\alpha\mu^2)_{init}$ of approximate posterior $q_\theta(w \mathcal{D})$	-10
optimizer	Adam [9]
λ in ℓ_2 normalisation	0.0005
β_i	$\frac{2^{M-i}}{2^M-1}$ [1]