

Parametric versus nonparametric: the fitness coefficient

Gildas Mazo*

MaIAGE, INRA, Université Paris-Saclay

François Portier†

LTCI, Télécom ParisTech, Université Paris-Saclay

June 18, 2018

Abstract

The fitness coefficient, introduced in this paper, results from a competition between parametric and nonparametric density estimators within the likelihood of the data. As illustrated on several real datasets, the fitness coefficient generally agrees with p-values but is easier to compute and interpret. Namely, the fitness coefficient can be interpreted as the proportion of data coming from the parametric model. Moreover, the fitness coefficient can be used to build a semiparametric compromise which improves inference over the parametric and nonparametric approaches. From a theoretical perspective, the fitness coefficient is shown to converge in probability to one if the model is true and to zero if the model is false. From a practical perspective, the utility of the fitness coefficient is illustrated on real and simulated datasets.

Keywords: Goodness-of-fit; Density estimation; Semiparametric methods; Kernel smoothing; Likelihood methods.

1 Introduction

A challenge of data analysis is to assess the quality of a model. The traditional approach relies on goodness-of-fit tests where, loosely speaking, the ability of a model to fit the data is measured through distances between the observed values and the values expected under the model. Examples include the classical Pearson’s chi-squared test [2], the Kolmogorov or Cramer-von-Mises goodness-of-fit tests [3, 8, 10], or likelihood-ratio based statistics [5, 6, 50] (see [5] for an empirical likelihood approach).

In this context, p-values have emerged as natural instruments to measure the amount of evidence in favor of the model. However, the use of p-values is subjected to several difficulties:

*The research by G. Mazo was partially funded by a “Projet de Recherche” of the “Fonds de la Recherche Scientifique — FNRS” (Belgium).

†The author gratefully acknowledges support from the Fonds de la Recherche Scientifique (FNRS) A4/5 FC 2779/2014-2017 No. 22342320, from the contract “Projet d’Actions de Recherche Concertées” No. 12/17-045 of the “Communauté française de Belgique”.

(i) their calculation might require computationally intensive strategies as the bootstrap [21, 24, 45]; (ii) interpretation is notoriously difficult [29, 38] as emphasized again in a recent ASA statement [52]; (iii) whenever some evidence has been found against the model, no information is delivered to improve inference.

In this paper, we introduce *the fitness coefficient*, a new criterion for simultaneously measuring the amount of evidence of a model and improving inference. Our goal is to provide an alternative approach to the use of p-values in goodness-of-fit testing that is no longer sensitive to the difficulties (i)-(iii).

Let X_1, \dots, X_n be independent d -variate observations with common density f_0 . Let $\mathcal{P} = \{f_\theta : \theta \in \Theta\}$ be a family of probability density functions representing the model. Given the maximum likelihood estimator $f_{\hat{\theta}_n}$ (based on the model), and the standard kernel density estimator \hat{f}_n (free from the model) with kernel $K : \mathbb{R}^d \rightarrow \mathbb{R}_+$ and bandwidth $h_n > 0$, define the fitness coefficient $\hat{\alpha}_n$ as

$$\hat{\alpha}_n \in \operatorname{argmax}_{\alpha \in [0,1]} \sum_{i=1}^n \log \left(\alpha f_{\hat{\theta}_n}(X_i) + (1 - \alpha) \hat{f}_{i,n}^{\text{LR}} \right), \quad (1)$$

where $\hat{f}_{i,n}^{\text{LR}}$ is called the *leave-and-repair* (LR) kernel estimate of $f_0(X_i)$ and is given by

$$\hat{f}_{i,n}^{\text{LR}} = \left(\frac{1}{(n-1)h_n^d} \sum_{j \neq i} K \left(\frac{X_i - X_j}{h_n} \right) \right) + \Delta_n q(X_i), \quad (2)$$

with $\Delta_n \geq 0$ and $q : \mathbb{R}^d \rightarrow \mathbb{R}_+$. The LR estimate is a modification of the well-known *leave-one-out* (LOO) estimate usually employed in cross-validation procedures [18] and semiparametric estimation [9].

The fitness coefficient has the following advantages.

(i) The fitness coefficient is easy to compute. It is the minimizer of a simple one dimensional concave function.

(ii) The fitness coefficient is a measure of model quality. As seen in (1), the fitness coefficient $\hat{\alpha}_n$ follows from a competition between the parametric and the nonparametric approach so as to maximize the likelihood of the observations. Hence, whenever the model is *sufficiently* true, we expect a value of $\hat{\alpha}_n$ *relatively* close to one. This is because the parametric estimator is likely to be more accurate than the nonparametric one. On the opposite, whenever the model is wrong, we expect a value of $\hat{\alpha}_n$ close to zero. Because $\hat{\alpha}_n f_{\hat{\theta}_n} + (1 - \hat{\alpha}_n) \hat{f}_n$ is a mixture distribution between the parametric and the nonparametric estimates, the fitness coefficient is interpreted as the proportion of data distributed under the model. For instance, if one draws a bootstrap sample from the combination $\hat{\alpha}_n f_{\hat{\theta}_n} + (1 - \hat{\alpha}_n) \hat{f}_n$ then the fitness coefficient $\hat{\alpha}_n$ is the proportion of data drawn from the fitted model $f_{\hat{\theta}_n}$. Therefore, the less the value of $\hat{\alpha}_n$, the less the bootstrap sample shall be “contaminated” by the nonparametric part of the combination.

To show the capability of the fitness coefficient, we compare it to p-values on a real data

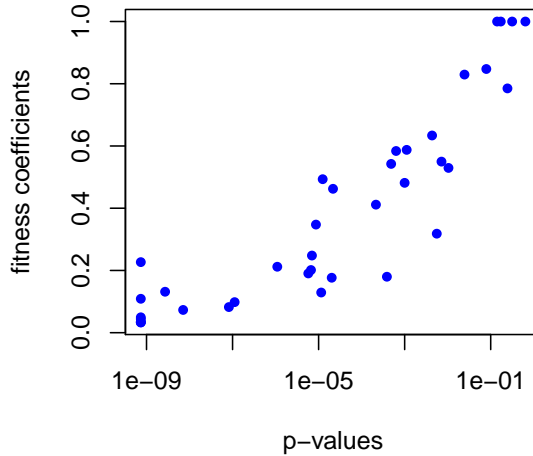


Figure 1: Estimated p-values (on a logarithmic scale) of the Cramer-Von-Mises goodness-of-fit normality test against the values of the fitness coefficient for the CAC40 data.

example. Consider the problem of testing whether a given sample comes from a normal distribution. Specifically, we have 38 samples each consisting of $n = 409$ financial returns of a company from the French stock market CAC40 and we wish to measure the quality of the normal model for each of these samples. On the one hand a goodness-of-fit test based on the Cramer-Von-Mises statistic [8] is carried out. On the other hand the fitness coefficient defined by (1) is computed with a Gaussian kernel K , $\Delta_n = 1/n$, $q(x) = t_\nu(x/100)$ where t_ν is the density of a Student-t distribution with $\nu = 3$ degrees of freedom, and h_n given by [42] (p. 48). In Figure 1, we plotted the values of the fitness coefficient against the p-values on a logarithmic scale. We can see a clear positive dependence relationship: large values for the fitness coefficient correspond to large p-values. This suggests that, if one had used p-values to assess the fitness of the normal model, he or she could have done so with the fitness coefficient.

The quality criterion induced by the fitness coefficient is different than that of information criteria [4, 7] such as the Akaike information criterion [1] or the Bayesian information criterion [40] which focus on the *relative* performances *between* models. Note that convex parametric combinations recently have been proposed in the Bayesian literature [23] to assess the fitness of a certain parametric model against another.

(iii) The fitness coefficient is useful to get robust semiparametric estimators. The fitness coefficient offers a natural semiparametric alternative $\hat{\alpha}_n f_{\hat{\theta}_n} + (1 - \hat{\alpha}_n) \hat{f}_n$ for estimating the probability density function f_0 of the observations. The idea of forming such a convex combination to get an estimator robust to misspecification while retaining a performance comparable to parametric estimators when the true density is close to the model was originally developed by Olkin and Spiegelman [33]. Their method, referred to as the *OS method*, consists

of computing

$$\hat{\alpha}_n^{\text{OS}} \in \operatorname{argmax}_{\alpha \in [0,1]} \sum_{i=1}^n \log \left(\alpha f_{\hat{\theta}_n}(X_i) + (1 - \alpha) \hat{f}_n(X_i) \right), \quad (3)$$

where \hat{f}_n is the standard kernel density estimator. The OS method and the LR method given in (1) differ in the choice of the nonparametric estimator in the combination. The OS method was noticed to be sensitive to the choice of the bandwidth [12, 36].

Rather than considering the likelihood of the observations, some authors [25, 36, 43] investigate strategies based on the mean squared error between the combination $\alpha f_{\hat{\theta}_n} + (1 - \alpha) \hat{f}_n$ and the true density f_0 , but then the solution depends on the unknown distribution and hence heavy bootstrap methods need to be employed.

To improve inference, there exist also other approaches than that of forming a convex combination between the parametric and nonparametric estimators. The locally parametric nonparametric estimation is developed for instance in [19, 20, 46], but is less appealing from the point of view of model quality assessment because they do not provide any “fitness coefficient”.

Main contributions. By introducing the fitness coefficient, we provide a new measure for assessing the quality of a model and an alternative to the OS method to get robust semiparametric estimators. Under mild conditions, the fitness coefficient $\hat{\alpha}_n$ is shown to converge in probability to one if the model is true and zero otherwise, a property called *consistency*. Even if the fitness coefficient is maximizing some objective function (over $\alpha \in [0, 1]$), classical results from M-estimation theory does not apply because, when the model is true, the limiting objective function is independent from α . The proposed approach follows from a fine comparison between the rates of convergence of $f_{\hat{\theta}_n}$ and \hat{f}_n . We moreover provide examples of densities f_0 that satisfy our set of assumptions. Using some real data as well as extensive simulations, we observed that the LR approach is more stable than the OS approach and leads to more accurate inference. This is in agreement with our theoretical analysis, which cannot include the OS method as an example.

Outline. In Section 2, we introduce some quantities of interest and motivate the use of the LR estimator $\hat{f}_{i,n}^{\text{LR}}$ to compute the fitness coefficient $\hat{\alpha}_n$. The consistency of the fitness coefficient is stated in Section 3 where some examples are given. In Section 4, numerical experiments are designed to measure the robustness of the fitness coefficient and the performance of the corresponding density estimators. All the proofs are postponed to the Appendix.

2 The leave-and-repair estimator

The aim of this section is to define and motivate the use of the leave-and-repair (LR) estimator \hat{f}_n^{LR} (2) introduced in the definition of the fitness coefficient $\hat{\alpha}_n$ (1). Compared with the OS

method given in (3), the use of the LR estimator might seem irrelevant at first view but in fact plays an important role to ensure the good behavior of the fitness coefficient.

The kernel density estimator of f_0 at $x \in \mathbb{R}^d$ is given by

$$\hat{f}_n(x) = \frac{1}{nh_n^d} \sum_{i=1}^n K\left(\frac{x - X_i}{h_n}\right).$$

For any $h > 0$, define the function f_h as the convolution product between $K_h(\cdot) = K(\cdot/h)/h^d$ and f_0 , that is, $f_h(x) = (K_h \star f_0)(x)$, $x \in \mathbb{R}^d$. Note that $f_{h_n}(x)$ is the expected value of $\hat{f}_n(x)$. In other words, $f_{h_n}(x) = \mathbb{E}[\hat{f}_n(x)]$. But since $\mathbb{E}[\hat{f}_n(X_i)|X_i] = f_{h_n}(X_i) + K(0)/(nh_n^d)$, we see that $\hat{f}_n(X_i)$ has a positive h_n -dependent bias when estimating $f_{h_n}(X_i)$, conditionally on X_i . When studying the estimator decomposition, this bias term spreads to the diagonal terms of some U -statistics and gives rise, in the end, to some non-negligible terms. This phenomenon is common in semiparametric statistics, and has been noticed for instance in Remark 4 in [35].

To overcome the undesirable effects caused by this bias term, the *leave-one-out* (LOO) estimator of $f_{h_n}(X_i)$, given by

$$\hat{f}_{n,i}^{\text{LOO}} = \frac{1}{(n-1)h_n^d} \sum_{j \neq i} K\left(\frac{X_i - X_j}{h_n}\right),$$

has been successfully used in several cross-validation procedures aiming at selecting the bandwidth, either based on the likelihood [17, 26, 18] or on the mean squared error [37, 44] (see [27] for a comparison). Since then, LOO estimators have been frequently used in semiparametric studies [9].

The LR estimator proposed in this paper is inspired, but different, from the LOO estimator. In view of (2), the LR estimator satisfies

$$\hat{f}_{n,i}^{\text{LR}} = \hat{f}_{n,i}^{\text{LOO}} + \Delta_n q(X_i).$$

If $\Delta_n = 0$ the LR estimator is equal to the LOO estimator. If $q = K(0)$ and $\Delta_n = 1/((n-1)h_n^d)$ the LR estimator is equal to $(n/(n-1))\hat{f}_n(X_i)$. In general, one can think of Δ_n as of order $1/n$ and q as a density, yielding that $q(X_1) > 0$ has probability 1.

The heuristic for using the LR estimator $\hat{f}_{n,i}^{\text{LR}}$ instead of the LOO estimator $\hat{f}_{n,i}^{\text{LOO}}$ is as follows. It is well-known that the Kullback-Leibler divergence of kernel density estimates depends crucially on the tails of the true distribution f_0 [18, 39]. As shown in [18], if the tail is too heavy and the kernel $K(x)$ vanishes too quickly as x becomes large then the Kullback-Leibler divergence associated to the kernel density estimate goes to minus infinity. This is because some of the $\hat{f}_{n,i}^{\text{LOO}}$, $i = 1, \dots, n$, might have very small values (possibly zero), leading to very large values (possibly infinite) for some of the $\log(\hat{f}_{n,i}^{\text{LOO}})$. These values are involved in the computation of the Kullback-Leibler divergence and play an important role in our proofs when dealing with the likelihood of the nonparametric estimate. We built the LR estimator to overcome this issue by simply adding $\Delta_n q(X_i)$ to the LOO estimator. We coined the term *leave-and-repair* because the term $\Delta_n q(X_i)$ *repairs* the LOO estimator. Since $\hat{f}_{n,i}^{\text{LR}} \geq \Delta_n q(X_i)$, the LR estimator

is not subjected to the difficulties of the LOO estimator. By adding the term $\Delta_n q(X_i)$ in (2), however, a bias is introduced: now one has $E[\hat{f}_{n,i}^{\text{LR}}|X_i] - f_{h_n}(X_i) = \Delta_n q(X_i)$. Thus, there is a bias-variance tradeoff controlled by the sequence Δ_n that must go to zero slowly enough to keep $\hat{f}_{n,i}^{\text{LR}}$ away from zero but also fast enough to keep the bias as small as possible. The right compromise is given in the conditions in Theorem 2 (for instance $\Delta_n = 1/n$ is one possibility).

Concerning the parametric estimator $f_{\hat{\theta}_n}$, we follow [33] by considering the *maximum likelihood estimator*. Let $\mathcal{P} = \{f_\theta : \theta \in \Theta\}$ be the parametric model where $\Theta \in \mathbb{R}^p$ is such that for each $\theta \in \Theta$, $f_\theta : \mathbb{R}^d \rightarrow \mathbb{R}^+$ is a measurable function satisfying $\int f_\theta(x) dx = 1$. The maximum likelihood estimator of f_0 based on \mathcal{P} and X_1, \dots, X_n is $f_{\hat{\theta}_n}$ where $\hat{\theta}_n$ (when it exists; this is further assumed) is defined as

$$\hat{\theta}_n \in \operatorname{argmax}_{\theta \in \Theta} \sum_{i=1}^n \log(f_\theta(X_i)).$$

The good behaviour of the maximum likelihood estimator is subjected to the assumption that $f_0 \in \mathcal{P}$, that is, there exists $\theta_0 \in \Theta$ such that $f_0 = f_{\theta_0}$.

To conclude the section, we consider existence and uniqueness of the fitness coefficient $\hat{\alpha}_n$. The existence follows from the use of the LR estimator $\hat{f}_{n,i}^{\text{LR}}$. Uniqueness of $\hat{\alpha}_n$ is obtained under the mild requirement that the parametric and nonparametric estimators are distinguishable on the observed data.

Proposition 1. *Suppose that $q(X_1) > 0$ a.s. and $f_{\hat{\theta}_n}(X_i) \neq \hat{f}_{n,i}^{\text{LR}}$ for at least one $i \in \{1, \dots, n\}$. Then the fitness coefficient exists and is unique.*

The proof is given in Appendix A.

3 Consistency of the fitness coefficient

Recall that consistency of the fitness coefficient $\hat{\alpha}_n$ means $\hat{\alpha}_n \rightarrow 1$ in probability if $f_0 \in \mathcal{P}$ and $\hat{\alpha}_n \rightarrow 0$ if $f_0 \notin \mathcal{P}$, where f_0 is the true underlying density and \mathcal{P} is the parametric model. Section 3.1 and Section 3.2 contain the main consistency theorem and some examples satisfying our set of assumptions, respectively.

3.1 Assumptions and main result

Let $\|\cdot\|_2$ be the Euclidean norm and for any set $S \subset \mathbb{R}^d$ and any function $f : S \rightarrow \mathbb{R}$, define the sup-norm as $\|f\|_S = \sup_{x \in S} |f(x)|$. Denote by λ the Lebesgue measure on \mathbb{R}^d . Introduce the density level sets

$$S_t = \{x \in \mathbb{R}^d : f_0(x) > t\}, \quad t \geq 0.$$

We shall assume the following.

(H1) The density f_0 is bounded and continuous on \mathbb{R}^d and the gradient ∇f_0 of f_0 is bounded on \mathbb{R}^d , and satisfies, for every $x \in \mathbb{R}^d$ and $u \in [-1, 1]^d$,

$$|f_0(x+u) - f_0(x) - u^T \nabla f_0(x)| \leq \|u\|_2^2 g(x),$$

where g is positive, bounded, integrable and $\int g(x)^2 / f_0(x) dx < \infty$.

(H2) The kernel function $K : \mathbb{R}^d \rightarrow \mathbb{R}^+$ integrates to 1 and takes one of the two following forms,

$$(a) \quad K(x) \propto K^{(0)}(\|x\|_2), \quad \text{or} \quad (b) \quad K(x) \propto \prod_{k=1}^d K^{(0)}(|x_k|),$$

where $K^{(0)} : [0, 1] \rightarrow \mathbb{R}^+$ is a bounded function of bounded variation. The sequence $(h_n)_{n \geq 1}$ is such that $nh_n^{2d+4} \rightarrow 0$, $nh_n^d / |\log(h_n)| \rightarrow \infty$.

Whereas (H1) and (H2) are rather classical in the kernel smoothing literature (see the remarks just below Theorem 2), the following assumption is specific to our approach. We shall see in Section 3.2 that this is satisfied for densities with classical tails.

(H3) The function $q : \mathbb{R}^d \mapsto \mathbb{R}^+$ is bounded, integrable, and satisfies $\mathbb{E}[|\log(q(X_1))|] < \infty$. There exist $\beta \in (0, 1]$ and $c > 0$ such that $\int_{S_t^c} f_0(x) dx \leq ct^\beta$ as $t \rightarrow 0$. For any $\gamma > 0$, $b_n = \gamma(nh_n^d)^{-1/\beta}$, there exists $C > 0$ such that, as $n \rightarrow \infty$,

$$\sup_{x \in S_{b_n}} \sup_{u \in [-1, 1]^d} \frac{f_0(x + h_n u)}{f_0(x)} \leq C, \quad \text{and} \quad h_n^d \lambda(S_{b_n}) \rightarrow 0.$$

For the sake of clarity, the (classical) assumptions dealing with the parametric model are postponed to the appendix: (A1) and (A2). They are taken from the monographs [48] and [31], and they mainly ensure the asymptotic normality of $\hat{\theta}_n$ whenever $f_0 \in \mathcal{P}$.

Theorem 2. *Suppose that assumptions (H1) to (H3), and (A1) are fulfilled.*

- (i) *When $f_0 \in \mathcal{P}$, under (A2) and if $(nh_n^d)\Delta_n \rightarrow 0$, it holds that $\hat{\alpha}_n \rightarrow 1$, in probability.*
- (ii) *When $f_0 \notin \mathcal{P}$, if $\Delta_n \rightarrow 0$ and $(\sqrt{|\log(h_n)|/nh_n^d + h_n^2} |\log(\Delta_n)|^{1/\beta} \rightarrow 0$, we have that $\hat{\alpha}_n \rightarrow 0$, in probability.*

Appendix B is dedicated to the proof of Theorem 2. We did not follow the approach used in [33], which, we believe, is unsatisfactory because they do not consider the case when $\hat{\alpha}_n$ lies in the border of $[0, 1]$. Actually, this is not straightforwardly remedied as the event $\hat{\alpha}_n = 0$ or $\hat{\alpha}_n = 1$ has a non-negligible probability (as illustrated in the numerical experiments in section 4.1). The smoothness assumption stated in (H1) and the symmetries in the kernel function ensure a control of order h_n^2 of the bias $f_h(x) - f(x)$, uniformly in $x \in \mathbb{R}^d$ (see Lemma B.7 stated in Appendix B.5). Such a rate could be improved by using higher order kernels but this is not necessary here. Assumption (H2), (a) and (b), are borrowed from the empirical process

literature; see among others [32, 15, 11]. They permit to bound, uniformly in $x \in \mathbb{R}^d$, the variance term $\hat{f}_n(x) - f_h(x)$. The fact that the kernel has a compact support can be alleviated at the price of additional technicalities in the proof and assuming that the tails of the kernel are light enough. We did not include this analysis in the paper for reasons of clarity.

For any dimension $d \geq 1$, there exists a couple of sequences $(h_n, \Delta_n)_{n \geq 1}$ that fulfills the restrictions (i), (ii) of Theorem 2 and (H2). For instance, the optimal bandwidth $h_n \propto n^{-1/(d+4)}$, which minimizes the asymptotic mean integrated squared error [51, equation (2.5)], and $\Delta_n = 1/n$, is one such sequence. This means that, in practice, one can choose the bandwidth according to the various methods of the literature, see e.g. [42].

An interesting point in Theorem 2 is the two opposite roles played by the sequence Δ_n in (i) and (ii), respectively. The consistency when $f_0 \in \mathcal{P}$ requires Δ_n to be as small as possible whereas when $f_0 \notin \mathcal{P}$, Δ_n must not be too close to 0. In the proof, the case $\Delta_n = 0$ (leave-one-out) as well as $\Delta_n q(X_i) = K(0)/(nh^d)$ (OS method) need to be excluded, suggesting that these other options are not consistent under our set of assumptions.

3.2 Distributions and bandwidth sequences satisfying (H3)

For densities f_0 with unbounded supports, the verification of Assumption (H3) only depends on some tail function g_0 associated to the density f_0 . The meaning of this is made precise in the following proposition.

Proposition 3. *Suppose that for any $A > 0$, $\inf_{\|x\| \leq A} f_0(x) > 0$ and that there exists a function g_0 such that $f_0(x)/g_0(x) \rightarrow 1$ as $\|x\| \rightarrow \infty$. Suppose that $h_n \rightarrow 0$ obeys $nh_n^d \rightarrow \infty$. If there exist $c_2 > 0$ and $\beta \in (0, 1]$ such that*

$$\int_{g_0(x) \leq t} g_0(x) dx \leq c_2 t^\beta, \quad \text{as } t \rightarrow 0$$

and if for any $\gamma > 0$, $b_n = \gamma(nh_n^d)^{-1/\beta}$, there exists $A > 0$, $C_2 > 0$ such that

$$\sup_{\|x\| > A} \sup_{g_0(x) > b_n} \sup_{u \in [-1, 1]} \frac{g_0(x + h_n u)}{g_0(x)} \leq C_2, \quad \text{and} \quad h_n^d \lambda(g_0(x) > b_n) \rightarrow 0, \quad (4)$$

as $n \rightarrow \infty$, then (H3) is valid for f_0 with the same value of β .

The proof of Proposition 3 is given in Appendix A. The function g_0 in Proposition 3, not necessarily a proper density function, represents the rate of decrease of $f_0(x)$ as $\|x\| \rightarrow \infty$.

Example 1 (Mixture of densities). *Let $d = 1$. Let $f_0(x) = \pi_1 f_1(x) + \pi_2 f_2(x)$, $\pi_1 > 0$, $\pi_2 > 0$, $\pi_1 + \pi_2 = 1$, where f_1 and f_2 are densities such that $f_1(x)/f_2(x) \rightarrow 0$ as $|x| \rightarrow \infty$. Take $g_0(x) = \pi_2 f_2(x)$. Then, as $|x| \rightarrow \infty$,*

$$\frac{f_0(x)}{g_0(x)} = \frac{\pi_1 f_1(x)}{\pi_2 f_2(x)} + 1 \rightarrow 1.$$

Hence the verification of (H3) by f_0 only depends on the component f_2 .

Putting $g_0 \propto f_0$ (the symbol \propto stands for proportionality) in Proposition 3 amounts to check (H3) directly, which is done in the following examples.

Example 2 (Gaussian tails). *Let $d = 1$ and $g_0(x) = \kappa_1 \exp(-\kappa_2 x^2)$, with $\kappa_1 > 0$, $\kappa_2 > 0$. For clarity the computations are provided for $\kappa_1 = \kappa_2 = 1$ but can easily be extended for arbitrary values. Because $\int_{\exp(-x^2) \leq t} \exp(-x^2) dx \leq t$, as $t \rightarrow 0$, we have that $\beta = 1$. Moreover, for $0 < b_n < 1$, we have*

$$\begin{aligned} \sup_{\exp(-x^2) > b_n} \sup_{u \in [-1,1]} \exp(-(x + h_n u)^2 + x^2) &\leq \sup_{\exp(-x^2) > b_n} \sup_{u \in [-1,1]} \exp(-2h_n x u) \\ &= \sup_{\exp(-x^2) > b_n} \exp(2h_n |x|) \\ &\leq \exp(2\sqrt{-\log(b_n)} h_n) \end{aligned}$$

Therefore, a sufficient condition on h_n guaranteeing (4) is that $h_n^2 \log(n) \rightarrow 0$, which is satisfied under (H2).

Example 3 (Exponential tails). *Let $d = 1$ and $g_0(x) = \kappa_1 \exp(-\kappa_2 x)$, with $\kappa_1 > 0$, $\kappa_2 > 0$. The computations are very similar to the one presented in the Gaussian case. We find $\beta = 1$ and the condition on h_n becomes $h_n \log(n) \rightarrow 0$ which is always true under (H2). Hence, as for Gaussian tails, when the tails are exponential, (H3) is automatically satisfied under (H2).*

Example 4 (Polynomial tails). *Let $d = 1$ and $g_0(x) = \kappa_1 |x|^{-k}$ with $\kappa_1 > 0$, $k > 1$. For simplicity, as in the Gaussian example, we focus on $\kappa_1 = 1$. We find that $\beta = (k - 1)/k$. For $h_n < |A|$, we have*

$$\sup_{|x| > A} \sup_{|x| \leq b_n^{-1/k}} \sup_{u \in [-1,1]^d} \frac{|x|^k}{|x + h_n u|^k} = \sup_{|x| > A, |x| \leq b_n^{-1/k}} \frac{|x|^k}{(|x| - h_n)^k} = \frac{1}{(1 - h_n/A)^k} \xrightarrow{n \rightarrow \infty} 1.$$

Finally, since $h_n \lambda(g_0 > b_n) = 2b_n^{-1/k} = 2\gamma^{-1/k} (nh_n)^{1/(\beta k)}$, a sufficient condition on h_n guaranteeing (4) is that $nh_n^k \rightarrow 0$.

The three examples considered above are informative on the interplay between the tails of f_0 and the choice of h_n . For distribution with light enough tails, including Gaussian, exponential and polynomials with $k \geq 6$, the conditions on h_n required by (H3) are already fulfilled when assuming (H2). Consequently, the optimal bandwidth which has order $n^{-1/5}$ is included by our set of assumptions. In contrast, as soon as $k < 6$ in the polynomial case, we have the additional condition that $nh_n^k \rightarrow 0$.

4 Numerical illustrations

In all the simulation experiments, we have set $\Delta_n = 1/n$, $K(x) = \exp(-x^2/2)/\sqrt{2\pi}$ and $q(x) = t_\nu((x - \mu_q)/\sigma_q)$ where t_ν is the density of a Student-t distribution with $\nu = 3$ degrees of freedom, $\mu_q = 0$ and $\sigma_q = 100$. With such a large variance and heavy tails, this choice of q is

non informative. We made μ_q and σ_q vary but the results were very similar, suggesting that the choice for q has little effect in practice (at least for light-tailed distribution). In all the experiments but those in Section 4.1, the bandwidth was chosen according to the well known rule of thumb given in [42] (p. 48, equation (3.31)). The choice of the bandwidth is discussed in Section 4.1. In Section 4.2, we study the behavior of the fitness coefficient and the performance of the estimators with respect to the amount of evidence of the model. In Section 4.3, we use the LR method for protection against misspecification. All the numerical experiments were carried out with the R software.

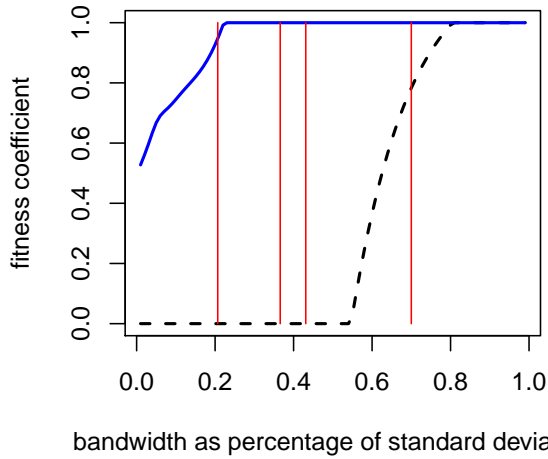
4.1 Sensitivity to the bandwidth: comparison of the fitness coefficient and the OS coefficient

In this section, we study how a change in the bandwidth affects the fitness coefficient and the OS coefficient. We reanalyze the data of Olkin and Spiegelman [33], consisting of yearly wind speed maxima taken in the north direction in Sheridan, Wyoming. There are 20 observations for the years 1958 to 1977: 70, 61, 61, 60, 61, 63, 61, 67, 61, 62, 47, 67, 61, 49, 55, 65, 57, 51, 47, 56. The parametric model is a Gumbel model, that is, $\log f_\theta(x) = (x - \mu)/\sigma - \exp((x - \mu)/\sigma)$, where $\theta = (\mu, \sigma)$, μ is a real location parameter and $\sigma > 0$ a dispersion parameter obeying $\text{var}_{f_\theta} = \pi^2\sigma^2/6$ and $\mathbb{E}_{f_\theta} = \mu - \sigma\gamma$, where $\gamma \approx 0.58$ is the Euler-Mascheroni constant. The maximum likelihood estimator is given by $\hat{\theta}_n \approx (62.1, 5.4)$.

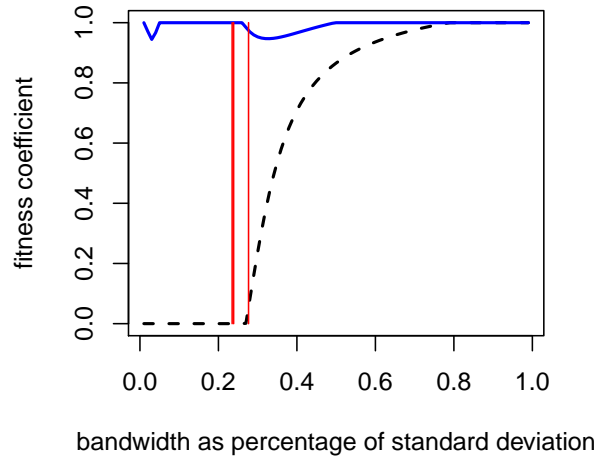
Let h denote the bandwidth. In [33], it was arbitrarily chosen $h = 0.7s$, where s is the standard deviation of the data. This yields $\hat{\alpha}_n^{\text{OS}} \approx 0.8$. But if $h \approx 0.43s$, $h \approx 0.37s$ or $h \approx 0.21s$ then one gets $\hat{\alpha}_n^{\text{OS}} \approx 0$. All the above values for h are grounded by well-known bandwidth selection methods, see the textbook [42] (p. 47, eqn (3.30) and p. 48, eqn (3.31)) and [41]. By contrast, the fitness coefficient yields $\hat{\alpha}_n \approx 1$. These findings are summarized in Figure 2 (a), where the coefficients are represented as functions of h . We see that the OS coefficient is sensitive to the choice of the bandwidth: a slight difference in h can yield a large difference in $\hat{\alpha}_n^{\text{OS}} = \hat{\alpha}_n^{\text{OS}}(h)$ especially in the range $0.4 \leq h \leq 0.8$. On the opposite, the fitness coefficient is more robust: the estimated value for $\hat{\alpha}_n(h)$ remains close to one in a large range for h . In Figure 2 (a), the fitness coefficient and the OS coefficient contradict each other and no more credit can be given to any one of them because the ground truth is unknown.

To observe the behavior of the coefficients when the model is known to be true, we simulated $n = 400$ observations according to a Gumbel distribution with mean and standard deviation equal to those of the wind speed data, that is, 59.1 and 6.55 respectively. The results are shown in Figure 2 (b). One has $\hat{\alpha}_n(h) \approx 1$ whatever h while $\hat{\alpha}_n^{\text{OS}}(h) \leq 0.2$ for all h chosen by the bandwidth selection methods of the literature. These results tend to indicate that the fitness coefficient is consistent but the OS coefficient is not. Let us note that Figure 2 (a) and (b) are similar, making the Gumbel model plausible. The difference spotted in the range $0 \leq h \leq 0.2$ can be explained by the ties of the wind speed data. (When h is small, one can see that (1) is close to the likelihood of a Bernoulli trials experiment, the maximizer of which is given by the proportion of untied observations, here one half.)

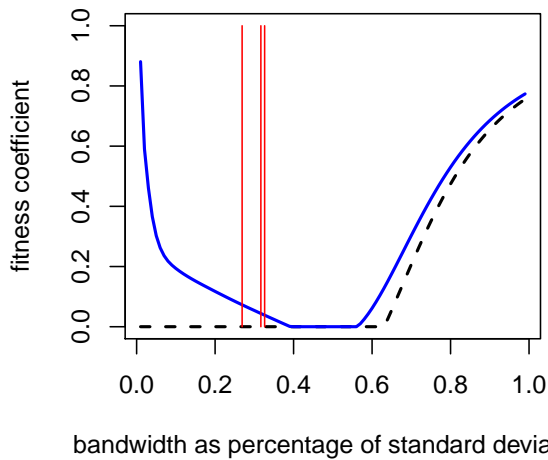
Whenever the model is wrong, we found on simulations that for most reasonable (that is,



(a)



(b)



(c)

— indicates choice of bandwidth
 - - OS coefficient
 — fitness coefficient

Figure 2: Values of the fitness coefficient and the OS coefficient as a function of the bandwidth h , expressed as a proportion of the standard error of the data. Plain blue line: fitness coefficient. Dashed black line: OS coefficient. The red sticks indicate various bandwidth values chosen according to the literature (see text); (a) wind speed data, (b) simulations under a Gumbel model, (c) simulations under a Gaussian model. In all cases the fitted model is a Gumbel model.

found in the literature as above) values of h , the values of the coefficients are close to zero, as expected. This is illustrated in Figure 2 (c): the model is still Gumbel, but the $n = 400$ data points were generated according to a Gaussian distribution with mean 59.1 and standard deviation 6.55.

4.2 Performance of the methods when the model and the truth intertwine

Parametric estimators perform better than kernel density estimators when the model is approximately true, but worse otherwise. Can the semiparametric combination be uniformly best? Does the fitness coefficient goes to unity as the model approaches the truth?

To get some insight, the following numerical experiment was done. We generated samples of size $n = 400$ according to a density f_t , for several values t in a certain index set, representing the “distance” between f_t and the model. Two settings have been tested.

Setting 1 The parametric model is given by $f_\theta \sim N(\theta, 1)$ and the curve of true distributions is given by $f_t \sim N(0, (1 + t)^2)$. The intersection between the model $\{f_\theta\}$ and the family $\{f_t\}$ is given by $f_0 \sim N(0, 1)$; that is, $\theta = t = 0$.

Setting 2 The parametric model is given by $f_\theta \sim N(0, \theta^2)$ and the curve of true distributions is given by $f_t \sim N(t, 1)$. The intersection between the model $\{f_\theta\}$ the family $\{f_t\}$ is given by a $N(0, 1)$ as well.

For each t , we compute the maximum likelihood estimator, the standard kernel density estimator, the fitness coefficient, the OS coefficient, and the semiparametric density estimator. The semiparametric density estimator is the combination between the maximum likelihood estimator and the kernel density estimator where the mixing coefficient can be either the fitness coefficient (LR method) or the OS coefficient (OS method). To assess the performances of the estimators, we compute the L2-distance to f_t . The above procedure is repeated 500 times so that the errors are averaged over the repetitions.

Figure 3 summarizes the results for the first setting. The errors for the parametric estimator, shown in Figure 3 (a), shrink sharply as the model and the truth intersect. The error for the nonparametric estimator is approximately constant. We see that the OS method performs poorly: it fails to give accurate estimates near the truth. This behavior is explained in Figure 3 (b), where we see that the values of the OS coefficient barely exceed 0.1. This is not the case for the fitness coefficient; the values stretch entirely the range $[0, 1]$ and are consistent with the proximity between the truth and the parametric model. As a consequence, coming back to Figure 3 (a), the error of the LR method is near the minimum of the parametric and nonparametric errors. This means that, in practice, however close our parametric model is to the truth, we never lose by choosing the LR method. Even more interestingly is the fact that in the region where the parametric and the nonparametric estimators perform similarly, the LR method performs better: this corresponds to the values $t \approx -0.10$ and $t \approx 0.15$. This fact is clearly seen in Figure 3 (c) which pictures the averaged error integrated in the interval $[-t, t]$: the LR method always has the lowest curve.

The results for $n = 50, 100, 200$ and for setting 2 are similar and not shown here to limit the length of the paper.

4.3 Application to multivariate density estimation

It is well known that building accurate multivariate parametric models is an uncertain and difficult task. One way of addressing this problem consists of decomposing the target density f_0 into a copula c and the marginal densities f_1, \dots, f_d , that is,

$$f(x_1, \dots, x_d) = c(F_1(x_1), \dots, F_d(x_d)) f_1(x_1) \cdots f_d(x_d)$$

(here the $\{F_j\}$ stand for the distribution functions). This decomposition, also known as Sklar's theorem, is unique provided that the $\{F_j\}$ are continuous; for more details about copulas, see e.g. [13] or the books [30, 22]. The copula is assumed to belong to a parametric model $\{c_\xi, \xi \in \Xi\}$ and the true underlying parameter ξ is estimated [14] by

$$\hat{\xi} = \arg \max_{\xi \in \Xi} \sum_{i=1}^n \log c_\xi \left(\frac{R_{i,1}}{n}, \dots, \frac{R_{i,d}}{n} \right),$$

where $R_{i,j}$ is the rank of $X_{i,j}$ among $(X_{1,j}, \dots, X_{n,j})$ and $X_{i,j}$ stands for the j -th coordinate of the i -th observation. The marginals are estimated in a separate step. If one of the marginals is misspecified, the estimation of the joint distribution is biased. In the following, a computer experiment illustrates that the LR method can help to reduce this bias by avoiding misspecification.

We have generated datasets of size $n = 25, 50, 100, 150, \dots, 500$ with a copula of the form (a so-called Gumbel copula)

$$C_\xi(u_1, u_2) = \exp \left\{ - \left[(-\log u_1)^\xi + (-\log u_2)^\xi \right]^{1/\xi} \right\}, \quad \xi \geq 1, \quad (5)$$

with $\xi = 3$ and marginals $f_1 \sim E(2)$, $f_2 \sim W(2, 1/2)$ where $E(\lambda)$ is an exponential distribution with mean $1/\lambda$ and $W(a, b)$ is a Weibull distribution with shape $a > 0$ and scale $b > 0$, that is,

$$f_2(x; a, b) = \frac{a}{b} \left(\frac{x}{b} \right)^{a-1} \exp \left(- \left(\frac{x}{b} \right)^a \right), \quad x > 0.$$

For each of the simulated datasets, the copula parameter ξ was estimated as mentioned above and the marginals were estimated under three scenarios. In the first scenario we estimate them nonparametrically with the standard kernel density estimator. In the second scenario we do as if both marginals were exponentially distributed and compute the maximum likelihood estimator. In the third scenario we form the convex combination with the maximum likelihood estimator and the standard kernel density estimators, where the mixing coefficient is the fitness coefficient (LR method).

The results for $n = 200$ and marginal estimation are shown in Figure 4. Figure 4 (a) pictures the estimated densities with the parametric, nonparametric and semiparametric methods for the

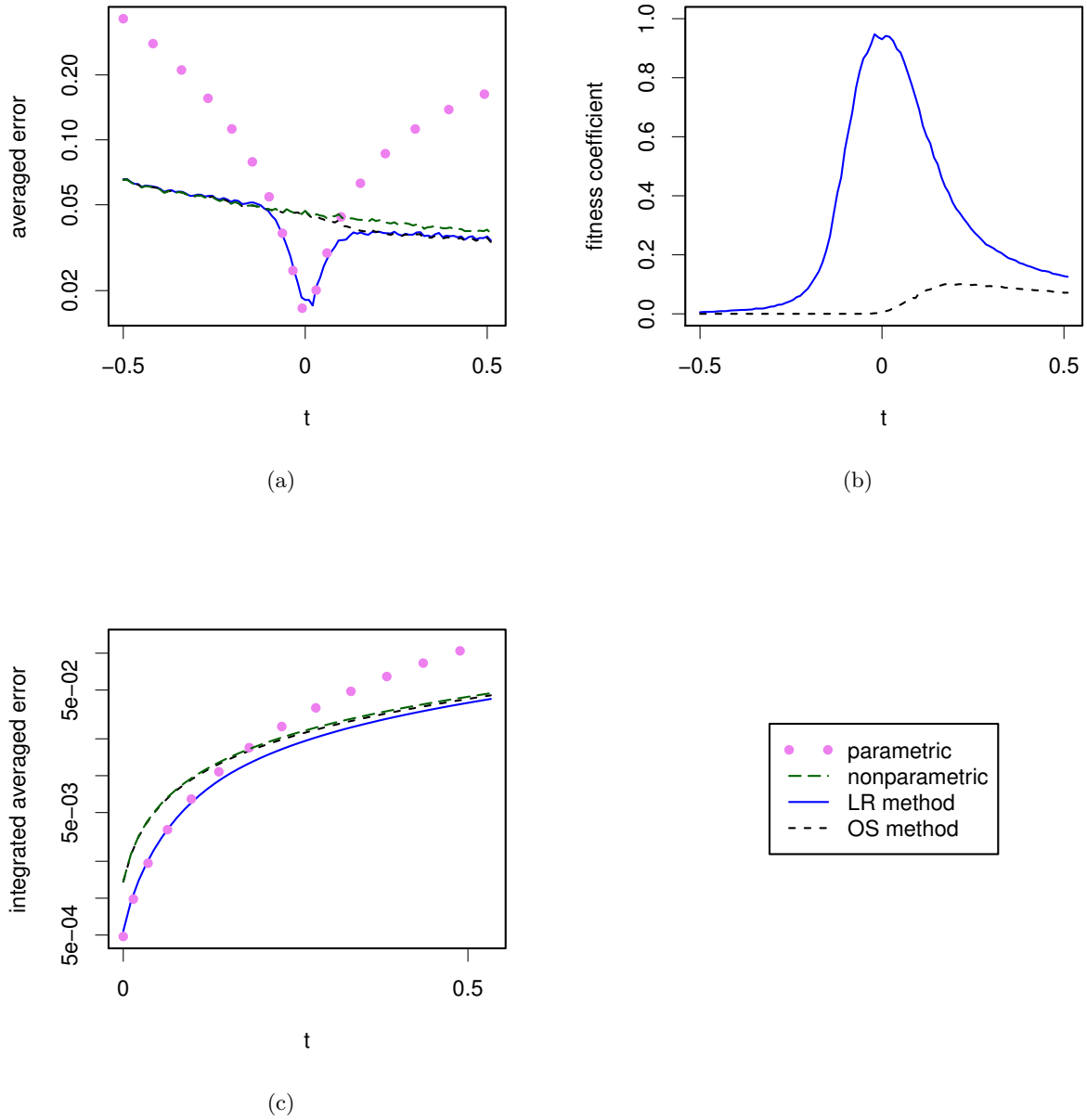


Figure 3: Performance of the methods when the truth $\{N(0, (1+t)^2), -0.5 < t < 0.5\}$ approaches the model $\{N(\theta, 1), -\infty < \theta < \infty\}$ until they intersect at $t = 0$. The L2-distance averaged over the replications is pictured in (a) for the parametric estimator, the nonparametric estimator, the OS method and the LR method. The integrated averaged distance is pictured in (c). Figure (b) pictures the values of the fitness coefficient and the OS coefficient averaged over the replications.

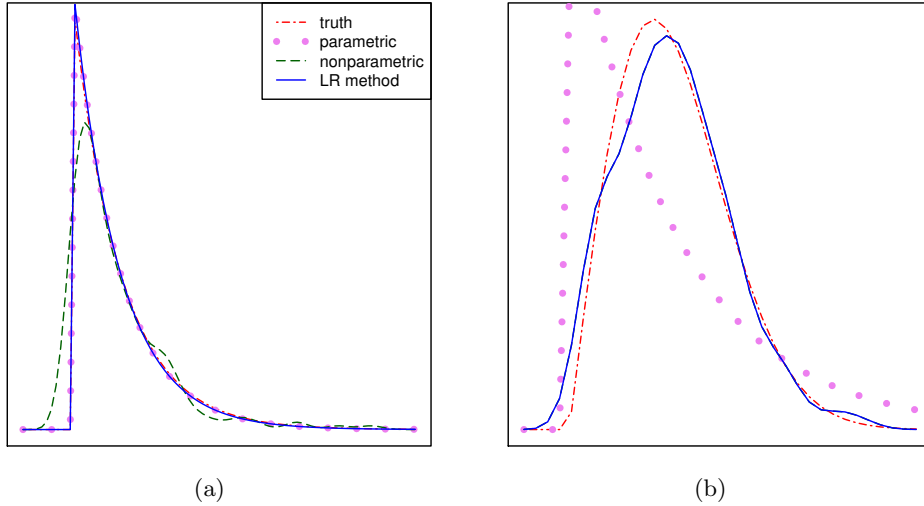
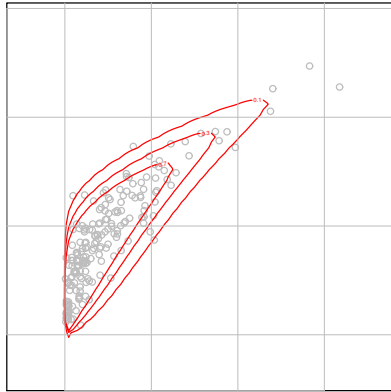


Figure 4: Estimated densities for (a) the first marginal and (b) the second. The dotted violet, dashed green and plain blue lines are the parametric, nonparametric and the semiparametric estimates, respectively. The dotted-dashed red line corresponds to the true density. The size of the dataset is $n = 200$.

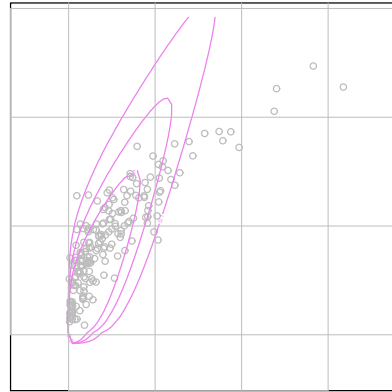
first marginal, that is, when the parametric model is well specified. We see only two lines because the parametric, semiparametric and the true densities are very similar, indicating that $\hat{\alpha} \approx 1$. Figure 4 (b) corresponds to the misspecified second marginal. Here this is the nonparametric and the semiparametric estimates which are nearly identical, indicating that $\hat{\alpha} \approx 0$.

Figure 5 shows the estimation for the bivariate joint density. In Figure 5 (b) we see that one marginal misspecification led to a poor estimation of the joint density, especially in the joint tails. Figure 5 (c) shows the estimated joint density with the nonparametric strategy for the marginals. Drawbacks of nonparametric estimation are easily spotted: the estimated density is multimodal and assumes positive values where it should be null. Visually, the best performance is achieved with the semiparametric strategy in Figure 5 (d). The figures for $n = 50, 100, 500$ are similar and not shown to limit the length of the paper.

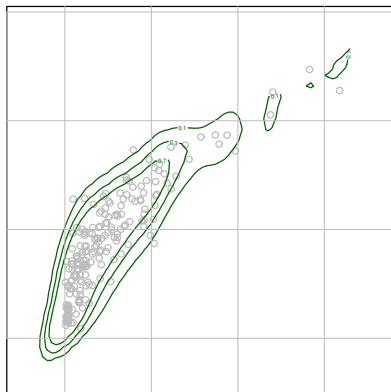
The squared L2-distances between the true joint density and the estimators are shown in Figure 6. The semiparametric strategy performs best for all sample sizes.



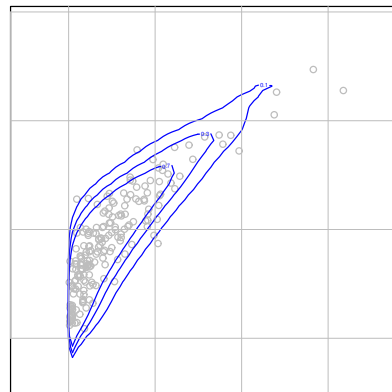
(a) Truth



(b) Parametric marginals



(c) Nonparametric marginals



(d) Semiparametric marginals

Figure 5: Contour plots of the true (a) and the estimated joint densities with the parametric (b), nonparametric (c), and semiparametric (d) strategies. The size of the dataset is $n = 200$.

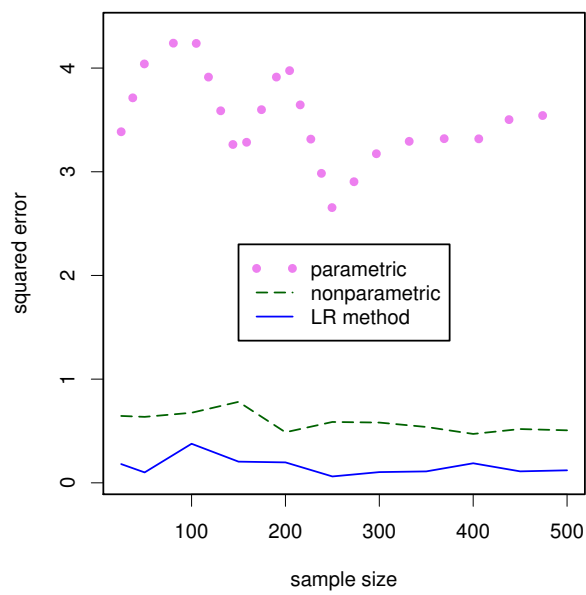


Figure 6: Squared L2-distances between the true joint density and the estimators in function of the sample size. From bottom to top, the plain blue line, green dashed line and violet dotted line are the semiparametric, the nonparametric and the parametric error curves, respectively.

Appendix A Proofs of the propositions

We define the mixture likelihood function $L_n : [0, 1] \rightarrow [-\infty, +\infty)$ as

$$L_n(\alpha) = \sum_{i=1}^n \log \left(\alpha f_{\hat{\theta}_n}(X_i) + (1 - \alpha) \hat{f}_{n,i}^{\text{LR}} \right).$$

The fitness coefficient $\hat{\alpha}_n$ in (1) is then defined as a maximizer of $L_n(\alpha)$ over $[0, 1]$.

A.1 Proof of Proposition 1

The presence of $\Delta_n q(X_i)$ in $\hat{f}_{n,i}^{\text{LR}}$ allows for $L_n(\alpha) > -\infty$ for all $\alpha \in [0, 1)$. If for all i , $f_{\hat{\theta}_n}(X_i) > 0$, i.e., $L_n(1) > -\infty$, then L_n is continuous on $[0, 1]$ and the extreme value theorem yields the existence of $\hat{\alpha}_n$. Else, if $L_n(1) = -\infty$, there exists $\delta > 0$ such that $\sup_{\alpha \in [0, 1-\delta]} L_n(\alpha) > \sup_{\alpha \in (1-\delta, 1]} L_n(\alpha)$, meaning that the maximum is over $[0, 1 - \delta]$ and exists in virtue of the extreme value theorem. Whenever $f_{\hat{\theta}_n}(X_i)$ is not identically equal to $\hat{f}_{n,i}^{\text{LR}}$ for all $i = 1, \dots, n$, the function L_n is strictly concave and so comes the unicity. \square

A.2 Proof of Proposition 3

Let $0 < \epsilon < 1$. By assumption, there exists $\tilde{A} > 0$, such that for all $|x| > \tilde{A}$, we have

$$(1 - \epsilon)g_0(x) \leq f_0(x) \leq g_0(x)(1 + \epsilon).$$

For $t > 0$ small enough (i.e., taking any $t < \inf_{|x| \leq \tilde{A}} f_0(x)$ implies that $\{|x| \leq \tilde{A}\} \subset \{f_0(x) > t\}$, or equivalently that $S_t^c \subset \{|x| > \tilde{A}\}$), it holds

$$\int_{S_t^c} f_0(x) \, dx = \int_{f_0(x) \leq t} f_0(x) \, dx \leq (1 + \epsilon) \int_{(1-\epsilon)g_0(x) \leq t} g_0(x) \, dx.$$

Consequently, we obtain that $\int_{S_t^c} f_0(x) \, dx \leq t^\beta c_2(1 + \epsilon)/(1 - \epsilon)^\beta$.

Remark that

$$\lambda(S_t) \leq \lambda(\{|x| \leq \tilde{A}\}) + \lambda(\{|x| > \tilde{A}\} \cap S_t) \leq \lambda(\{|x| \leq \tilde{A}\}) + \int_{(1+\epsilon)g_0(x) > t} dx,$$

which is enough to obtain the last point of (H3).

Suppose that $0 < h_n \leq 1$. By enlarging \tilde{A} (i.e., taking $\tilde{A} := \tilde{A} + \sqrt{d}$), we have, for all $|x| > \tilde{A}$ and $u \in [-1, 1]^d$,

$$(1 - \epsilon)g_0(x + h_n u) \leq f_0(x + h_n u) \leq g_0(x + h_n u)(1 + \epsilon).$$

Let $b_n = \gamma(nh_n^d)^{-1/\beta}$ and $A_1 = \max(A, \tilde{A})$. As soon as $|x| \leq A_1$,

$$\sup_{u \in [-1,1]^d} \frac{f_0(x + h_n u)}{f_0(x)} \leq \frac{\|f_0\|_{\mathbb{R}^d}}{\inf_{|x| \leq A_1} f_0(x)}.$$

Otherwise,

$$\sup_{|x| > A_1, f_0(x) > b_n} \sup_{u \in [-1,1]^d} \frac{f_0(x + h_n u)}{f_0(x)} \leq \frac{(1 + \epsilon)}{(1 - \epsilon)} \sup_{|x| > A_1, (1 + \epsilon)g_0(x) > b_n} \sup_{u \in [-1,1]^d} \frac{g_0(x + h_n u)}{g_0(x)}.$$

We conclude by remarking that the previous is bounded, by $(1 + \epsilon)C_2/(1 - \epsilon)$. \square

Appendix B Proof of Theorem 2

Theorem 2 follows from the application of two high-level results, corresponding respectively to the well-specified and misspecified case. Both high-level results take place in the following general framework: given a triangular sequence of non-negative real numbers $\xi_{n,i}$, $i = 1, \dots, n$, $n \geq 1$, we consider the mixture likelihood function given by

$$L_n(\alpha) = \sum_{i=1}^n \log \left(\alpha f_{\hat{\theta}_n}(X_i) + (1 - \alpha)\xi_{n,i} \right).$$

Here the sequence $(\xi_{n,i})$ is left unspecified in order to highlight the assumptions that we need on the nonparametric part. This random sequence could be the non-parametric estimator evaluated at X_i , i.e., $\hat{f}_n(X_i)$, the LOO estimate $\hat{f}_{n,i}^{\text{LOO}}$ or the LR estimate $\hat{f}_{n,i}^{\text{LR}}$ with $\Delta_n > 0$. In this slightly new context, we define $\hat{\alpha}_n$ as

$$\hat{\alpha}_n \in \operatorname{argmax}_{\alpha \in [0,1]} L_n(\alpha).$$

In both cases, respectively, the misspecified and well-specified case, the approach taken is similar. We compare the empirical likelihood of the mixture to the one of the parametric estimate (in the well-specified case) or the nonparametric estimate (in the misspecified case).

In the proofs below, it is convenient to introduce the normalized version of $L_n(\alpha)$, given by

$$\tilde{L}_n(\alpha) = \sum_{i=1}^n \log \left(\frac{\alpha f_{\hat{\theta}_{n,i}} + (1 - \alpha)\xi_{n,i}}{f_{0,i}} \right),$$

where, for any real valued function f , we have introduced the short-cut notation f_i for $f(X_i)$.

B.1 Case (i) : the model is well-specified

We are based on some restricted mean quadratic error

$$Q_n^{(p)}(S) = \sum_{i=1}^n \left(\frac{f_{\hat{\theta}_{n,i}} - f_{0,i}}{f_{0,i}} \right)^2 1_{\{X_i \in S\}}, \quad Q_n^{(\text{np})}(S) = \sum_{i=1}^n \left(\frac{\xi_{n,i} - f_{0,i}}{f_{0,i}} \right)^2 1_{\{X_i \in S\}},$$

and some averaged linear error

$$M_n^{(\text{p})} = \sum_{i=1}^n \left(\frac{f_{\hat{\theta}_n, i} - f_{0, i}}{f_{0, i}} \right), \quad M_n^{(\text{np})} = \sum_{i=1}^n \left(\frac{\xi_{n, i} - f_{0, i}}{f_{0, i}} \right).$$

The proof of the following theorem is given in Section B.3.1.

Theorem B.1. *Suppose that $f_0 \in \mathcal{P}$ and let $S \subset \mathbb{R}^d$ and $b > 0$ be such that for all $x \in S$, $f_0(x) > b$. If the following convergences hold in probability, as $n \rightarrow \infty$,*

$$\|f_{\hat{\theta}_n} - f_0\|_S \rightarrow 0, \quad \max_{i=1, \dots, n, : X_i \in S} |\xi_{n, i} - f_{0, i}| \rightarrow 0, \quad (6)$$

$$\frac{Q_n^{(\text{p})}(S)}{Q_n^{(\text{np})}(S)} \rightarrow 0, \quad \frac{|M_n^{(\text{p})}| + |M_n^{(\text{np})}|}{Q_n^{(\text{np})}(S)} \rightarrow 0, \quad (7)$$

then, $\hat{\alpha}_n \rightarrow 1$ as $n \rightarrow \infty$, in probability.

We now verify the conditions of the previous theorem when $\xi_{n, i}$ is the LR sequence $\hat{f}_{n, i}^{\text{LR}}$ and when (H1), (H2), (H3), (A1), (A2) and $nh_n^d \Delta_n \rightarrow 0$ are fulfilled.

Condition (6). The first convergence in (6) holds in virtue of (21) established in Section C. For the second one, it holds that

$$\hat{f}_{n, i}^{\text{LR}} = \left(\frac{n}{n-1} \right) \left(\hat{f}_n(X_i) - \frac{K(0)}{nh_n^d} \right) + \Delta_n q(X_i).$$

Applying the first statement of Proposition C.1 in [35] (which is a consequence of Theorem 2.1 in [15]), we have, under (H1) and (H2), that

$$\|\hat{f}_n - f_{h_n}\|_{\mathbb{R}^d} = O_{\mathbb{P}} \left(\sqrt{\frac{|\log(h_n)|}{nh_n^d}} \right).$$

Together with Lemma B.9, we obtain that $\|\hat{f}_n - f_0\|_{\mathbb{R}^d} = O_{\mathbb{P}}(\sqrt{|\log(h_n)|/nh_n^d}) + O(h_n^2)$. Consequently, we get

$$\begin{aligned} \max_{i=1, \dots, n} |\hat{f}_{n, i}^{\text{LR}} - f_{0, i}| &\leq \left(\frac{n}{n-1} \right) \left(\|\hat{f}_n - f_0\|_{\mathbb{R}^d} + \frac{K(0)}{nh_n^d} \right) + \Delta_n \|q\|_{\mathbb{R}^d} + \frac{\|f_0\|_{\mathbb{R}^d}}{n-1} \\ &= O_{\mathbb{P}} \left(\sqrt{\frac{|\log(h_n)|}{nh_n^d}} + h_n^2 + \Delta_n \right). \end{aligned} \quad (8)$$

The latter bound indeed goes to 0, in probability, as $n \rightarrow \infty$.

Condition (7). We proceed as follows, with $\xi_{n, i} = \hat{f}_{n, i}^{\text{LR}}$:

- (a) By Lemma B.3, stated in Section B.4, there exists $c > 0$ such that with probability going to 1, $h_n^d Q_n^{(\text{np})}(S) \geq c$. The set S is chosen equal to $\{f_0(x) > b\}$ where $b > 0$ is such that it is non-empty.

(b) We show in Lemma B.4 that $h_n^d |M_n^{(\text{np})}| \rightarrow 0$ in probability.

(c) In Lemma B.5 (resp. Lemma B.6), it is established, under (A1) and (A2), that $Q_n^{(\text{p})}(S) = O_{\mathbb{P}}(1)$ (resp. $|M_n^{(\text{p})}| = O_{\mathbb{P}}(1)$).

All this together implies that (7) holds true.

B.2 Case (ii) : the model is misspecified

When the model is misspecified, i.e., $f_0 \notin \mathcal{P}$, the following high-level conditions are enough to ensure the convergence in probability $\alpha_n \rightarrow 0$. These conditions are easily implied by (A1), (H1), (H2), (H3) and $|\log(\Delta_n)|^{1/\beta}(\sqrt{|\log(h_n)|}/nh_n^d + h_n^2)$ as demonstrated below. The proof of this theorem is given in Section B.3.2.

Theorem B.2. *Suppose that $f_0 \notin \mathcal{P}$ and $\mathbb{E}[|\log(f_{0,1})|] < \infty$, that the class \mathcal{P} is Glivenko-Cantelli (i.e., (20) holds) with Θ compact, that the envelop F_{Θ} is such that $\mathbb{E}[\log(F_{\Theta,1})] < +\infty$, and that for every $x \in \mathbb{R}^d$, $\theta \mapsto f_{\theta}(x)$ is a continuous function defined on Θ . Suppose that there exists $\beta \in (0, 1]$ and $c > 0$ such that, as $t \rightarrow 0$, $\int_{S_t^c} f_0(x) \leq ct^{\beta}$, and $q : \mathbb{R}^d \rightarrow \mathbb{R}^+$ such that $\mathbb{E}[|\log(q(X_1))|] < \infty$, $\xi_{n,1} \geq \Delta_n q_1$ a.s., and*

$$|\log(\Delta_n)|^{1/\beta} \max_{i=1, \dots, n} |\xi_{n,i} - f_0(X_i)| \rightarrow 0,$$

then, $\hat{\alpha}_n \rightarrow 0$, as $n \rightarrow \infty$, in probability.

We already argued that (20) is implied by (A1). The continuity of f_{θ} is deduced from the continuity of $\log(f_{\theta})$ provided by (A1). The bound given in (8) together with $|\log(\Delta_n)|^{1/\beta}(\sqrt{|\log(h_n)|}/nh_n^d + h_n^2) \rightarrow 0$ implies the stated convergence with $\xi_{n,i} = \hat{f}_{n,i}^{\text{LR}}$.

B.3 Proofs of the high-level Theorems

B.3.1 Proof of Theorem B.1

Because $f_0 \in \mathcal{P}$, it holds that $f_{\hat{\theta}_{n,i}} > 0$ for all $i = 1, \dots, n$, which guarantees the existence of a maximizer $\hat{\alpha}_n$ (as explained in the proof of Proposition 1). By definition of $\hat{\theta}_n$, $\sum_{i=1}^n \log(f_{0,i}) \leq \sum_{i=1}^n \log(f_{\hat{\theta}_{n,i}})$. Consequently, $\max_{\alpha \in [0,1]} \tilde{L}_n(\alpha) \geq 0$ and for every $\epsilon > 0$, the event $\max_{\alpha \in [0,1-\epsilon]} \tilde{L}_n(\alpha) < 0$ implies that $\hat{\alpha}_n > 1 - \epsilon$. Thus, let $\epsilon \in (0, 1)$, the proof will be completed by showing that with probability going to 1,

$$\sup_{\alpha \in [0,1-\epsilon]} \tilde{L}_n(\alpha) < 0.$$

A useful notation in the following is

$$\hat{x}_{i,n} = 1 + \frac{\alpha(f_{\hat{\theta}_{n,i}} - f_{0,i})}{f_{0,i}} + \frac{(1-\alpha)(\xi_{n,i} - f_{0,i})}{f_{0,i}}.$$

A useful technical detail is there exists a sequence $\epsilon_n \rightarrow 0$ such that the event

$$\left\{ \max_{i=1, \dots, n: X_i \in S} f_{0,i} |\hat{x}_{i,n} - 1| \leq \epsilon_n \right\}$$

has probability going to 1 as $n \rightarrow \infty$. This is a consequence of (6). As we are establishing a result in probability, we can further suppose that this event is realized.

A key step in our approach is the following inequality, reminiscent of the Taylor development of the logarithm around 1,

$$\log(x) - (x - 1) \leq \begin{cases} -\frac{1}{4}(x - 1)^2 & \text{if } 1/2 < x < 3/2 \\ 0 & \text{else} \end{cases},$$

which might be derived by studying the concerned function. This kind of inequality is commonly used for studying likelihood methods [16, 28]. Applied to $\hat{x}_{i,n}$, it gives

$$\begin{aligned} \tilde{L}_n(\alpha) - (\alpha M_n^{(p)} + (1 - \alpha) M_n^{(np)}) &= \sum_{i=1}^n (\log(\hat{x}_{i,n}) - (\hat{x}_{i,n} - 1)) \\ &\leq -\frac{1}{4} \sum_{i=1}^n (\hat{x}_{i,n} - 1)^2 1_{\{|\hat{x}_{i,n} - 1| < 1/2\}} \\ &\leq -\frac{1}{4} \sum_{i=1}^n (\hat{x}_{i,n} - 1)^2 1_{\{X_i \in S, |\hat{x}_{i,n} - 1| < 1/2\}}. \end{aligned}$$

Note that whenever $X_i \in S$, because it holds $f_{0,i} |\hat{x}_{i,n} - 1| \leq \epsilon_n$, we have (for n small enough) that $|\hat{x}_{i,n} - 1| < 1/2$. This means that, for all $i = 1, \dots, n$, $1_{\{X_i \in S\}} \leq 1_{\{|\hat{x}_{i,n} - 1| < 1/2\}}$, and it follows

$$\begin{aligned} \tilde{L}_n(\alpha) - (\alpha M_n^{(p)} + (1 - \alpha) M_n^{(np)}) &\leq -\frac{1}{4} \sum_{i=1}^n (\hat{x}_{i,n} - 1)^2 1_{\{X_i \in S\}} \\ &= -\frac{1}{4} \left\{ (1 - \alpha)^2 Q_n^{(np)}(S) + \alpha^2 Q_n^{(p)}(S) + 2\alpha(1 - \alpha) U_n \right\} \\ &\leq -\frac{1}{4} (1 - \alpha)^2 Q_n^{(np)}(S) \left\{ 1 - \frac{2\alpha |U_n|}{(1 - \alpha) Q_n^{(np)}(S)} \right\}, \end{aligned}$$

where

$$U_n = \sum_{i=1}^n \frac{(f_{\hat{\theta}_n, i} - f_{0,i})(\xi_{n,i} - f_{0,i})}{f_{0,i}^2} 1_{\{X_i \in S\}}.$$

Bounding the right-hand side with respect to $\alpha \in [0, 1 - \epsilon]$ gives

$$\sup_{\alpha \in [0, 1 - \epsilon]} \left\{ \tilde{L}_n(\alpha) - (\alpha M_n^{(p)} + (1 - \alpha) M_n^{(np)}) \right\} \leq -\frac{1}{4} \epsilon^2 Q_n^{(np)}(S) \left(1 - 2\epsilon^{-1} \frac{|U_n|}{Q_n^{(np)}(S)} \right).$$

By assumption, we have that $Q_n^{(p)}(S)/Q_n^{(np)}(S) \rightarrow 0$ in probability. From the Cauchy-Schwartz

inequality we get that $|U_n| \leq \sqrt{Q_n^{(\text{np})}(S)Q_n^{(\text{p})}(S)}$, leading to $|U_n|/Q_n^{(\text{np})}(S) \rightarrow 0$, in probability. Consequently, we obtain that

$$\sup_{\alpha \in [0, 1-\epsilon]} \tilde{L}_n(\alpha) \leq -\frac{1}{4}\epsilon^2 Q_n^{(\text{np})}(S) \left(1 - 2\epsilon^{-1} \frac{|U_n|}{Q_n^{(\text{np})}(S)} - 4 \frac{|M_n^{(\text{p})}| + |M_n^{(\text{np})}|}{\epsilon^2 Q_n^{(\text{np})}(S)} \right).$$

The term between brackets goes to 1, in probability, implying that for every $\delta > 0$, with probability going to 1,

$$\sup_{\alpha \in [0, 1-\epsilon]} \tilde{L}_n(\alpha, \hat{\theta}) \leq -\frac{1}{4}\epsilon^2 Q_n^{(\text{np})}(S)(1 - \delta).$$

Hence it remains to note that, by (7), with probability going to 1, $Q_n^{(\text{np})}(S) > 0$. □

B.3.2 Proof of Theorem B.2

Note that $\hat{\alpha}_n \in \operatorname{argmax}_{\alpha \in [0, 1]} \tilde{L}_n(\alpha)$ exists because $\xi_{n,i} > 0$ for all i , as explained in the proof of Proposition 1. Let $\epsilon > 0$. The proof requires to show that with probability going to 1, $\hat{\alpha}_n < \epsilon$. This event is realized as soon as $\max_{\alpha \in [\epsilon, 1]} \tilde{L}_n(\alpha) < \tilde{L}_n(0)$. We analyse both terms separately. First we show that

$$\tilde{L}_n(0) \rightarrow 0,$$

in probability, and then that there exists $\delta > 0$ such that, with probability going to 1,

$$\sup_{\alpha \in [\epsilon, 1]} \tilde{L}_n(\alpha) \leq -\delta. \tag{9}$$

Let $\eta > 0$, $b_n = (\eta/|\log(\Delta_n)|)^{1/\beta}$ and $c_n = \max_{i=1, \dots, n} |\xi_{n,i} - f_{0,i}|$. We assume further that $b_n + c_n < 1$ and $\Delta_n < 1$. We have

$$\begin{aligned} & |\tilde{L}_n(0)| \\ & \leq \left| n^{-1} \sum_{i=1}^n \log \left(\frac{\xi_{n,i}}{f_{0,i}} \right) 1_{\{f_{0,i} > b_n\}} \right| + n^{-1} \sum_{i=1}^n \left| \log \left(\frac{\xi_{n,i}}{f_{0,i}} \right) \right| 1_{\{f_{0,i} \leq b_n\}} \\ & \leq \left| n^{-1} \sum_{i=1}^n \log \left(\frac{\xi_{n,i}}{f_{0,i}} \right) 1_{\{f_{0,i} > b_n\}} \right| + n^{-1} \sum_{i=1}^n \left(|\log(\Delta_n q_i)| 1_{\{f_{0,i} \leq b_n\}} + |\log(f_{0,i})| 1_{\{f_{0,i} \leq b_n\}} \right) \\ & \leq \left| n^{-1} \sum_{i=1}^n \log \left(\frac{\xi_{n,i}}{f_{0,i}} \right) 1_{\{f_{0,i} > b_n\}} \right| + |\log(\Delta_n)| n^{-1} \sum_{i=1}^n 1_{\{f_{0,i} \leq b_n\}} \\ & \quad + n^{-1} \sum_{i=1}^n (|\log(q_i)| + |\log(f_{0,i})|) 1_{\{f_{0,i} \leq b_n\}} \end{aligned}$$

The expectation of the term in the middle is bounded by $|\log(\Delta_n)|\mathbb{P}(f_0(X_1) \leq b_n)$ of order $|\log(\Delta_n)|b_n^\beta = \eta$, by assumption. The corresponding term goes to 0, as η is arbitrarily small. The expectation of the term in the right is smaller than $\mathbb{E}[(|\log(q_1)| + |\log(f_{0,1})|) 1_{\{f_{0,i} \leq b_n\}}]$, which goes to 0 because $|\log(q_1)|$ and $|\log(f_{0,1})|$ are integrable. Hence it remains to obtain that the term in the left goes to 0. The mean-value theorem gives

$$\begin{aligned} \left| n^{-1} \sum_{i=1}^n \log \left(\frac{\xi_{n,i}}{f_{0,i}} \right) 1_{\{f_{0,i} > b_n\}} \right| &\leq \frac{\max_{i=1, \dots, n} |\xi_{n,i} - f_{0,i}|}{\inf_{i=1, \dots, n: f_{0,i} > b_n} \inf_{t \in [0, 1]} t \xi_{n,i} + (1-t) f_{0,i}} \\ &\leq \frac{c_n}{b_n - c_n} \rightarrow 0. \end{aligned}$$

Now we establish (9) by obtaining one-sided inequalities. Take $b_n = (1/|\log(\Delta_n)|)^{1/\beta}$, suppose that $b_n + c_n < 1$, and use the monotonicity of the logarithm, to get that

$$\begin{aligned} n^{-1} \sum_{i=1}^n \log \left(\frac{\alpha f_{\hat{\theta}_{n,i}} + (1-\alpha) \xi_{n,i}}{f_{0,i}} \right) 1_{\{f_{0,i} \leq b_n\}} &\leq n^{-1} \sum_{i=1}^n \log \left(\frac{F_{\Theta,i} + b_n + c_n}{f_{0,i}} \right) 1_{\{f_{0,i} \leq b_n\}} \\ &\leq n^{-1} \sum_{i=1}^n \left| \log \left(\frac{F_{\Theta,i} + 1}{f_{0,i}} \right) \right| 1_{\{f_{0,i} \leq b_n\}}. \end{aligned}$$

Taking the expectation, we find a bound in $\mathbb{E}[|\log \left(\frac{F_{\Theta,i} + 1}{f_{0,i}} \right)| 1_{\{f_{0,i} \leq b_n\}}]$ which goes to 0 as $n \rightarrow \infty$ in virtue of the Lebesgue dominated convergence theorem. Then, taking $0 < \eta < 1$, it holds that

$$\begin{aligned} \tilde{L}_n(\alpha) &\leq n^{-1} \sum_{i=1}^n \log \left(\frac{\alpha f_{\hat{\theta}_{n,i}} + (1-\alpha) \xi_{n,i}}{f_{0,i}} \right) 1_{\{f_{0,i} > b_n\}} + o_p(1) \\ &\leq n^{-1} \sum_{i=1}^n \log \left(\frac{\alpha (f_{\hat{\theta}_{n,i}} + \eta f_{0,i}) + (1-\alpha) \xi_{n,i}}{f_{0,i}} \right) 1_{\{f_{0,i} > b_n\}} + o_p(1) \end{aligned}$$

The first term in the right-hand side is decomposed according to

$$\begin{aligned} n^{-1} \sum_{i=1}^n \log \left(\frac{\alpha (f_{\hat{\theta}_{n,i}} + \eta f_{0,i}) + (1-\alpha) \xi_{n,i}}{\alpha (f_{\hat{\theta}_{n,i}} + \eta f_{0,i}) + (1-\alpha) f_{0,i}} \right) 1_{\{f_{0,i} > b_n\}} \\ + n^{-1} \sum_{i=1}^n \log \left(\frac{\alpha (f_{\hat{\theta}_{n,i}} + \eta f_{0,i}) + (1-\alpha) f_{0,i}}{f_{0,i}} \right) 1_{\{f_{0,i} > b_n\}}. \end{aligned}$$

By the mean value theorem, the term on the left is bounded by

$$\frac{(1-\alpha) \max_{i=1, \dots, n} |\xi_{n,i} - f_{0,i}|}{(\eta b_n) \wedge (b_n - c_n)},$$

which goes to 0, by assumption. For the term on the right, notice that $\{\alpha(f_\theta + \eta f_0) + (1-\alpha)f_0 : \alpha \in [\epsilon, 1], \theta \in \Theta\}$ is Glivenko-Cantelli with envelop $F_\Theta + 2f_0$. Then applying Theorem 3 in [47], the class formed by $\log(\alpha(f_\theta + \eta f_0) + (1-\alpha)f_0)$ is still Glivenko-Cantelli. Since for all $\theta \in \Theta$,

$\alpha \in [\epsilon, 1]$,

$$\log(\epsilon\eta f_0) \leq \log(\alpha(f_\theta + \eta f_0) + (1 - \alpha)f_0) \leq \log(F_\Theta + 2f_0 + 1),$$

the function $|\log(\epsilon\eta f_0)| + \log(F_\Theta + 2f_0 + 1)$ is an integrable envelop. Using again Theorem 3 in [47], the class formed by $\log(\alpha(f_\theta + \eta f_0) + (1 - \alpha)f_0)1_{\{f_0 > b\}}$, $\theta \in \Theta$, $\alpha \in [\epsilon, 1]$, $0 < b < 1$, is still Glivenko-Cantelli with the same envelop. This implies that

$$\begin{aligned} & \sup_{\alpha \in [\epsilon, 1], \theta \in \Theta} \left| n^{-1} \sum_{i=1}^n \log \left(\frac{\alpha(f_{\theta,i} + \eta f_{0,i}) + (1 - \alpha)f_{0,i}}{f_{0,i}} \right) 1_{\{f_{0,i} > b_n\}} \right. \\ & \quad \left. - \mathbb{E} \left[\log \left(\frac{\alpha(f_{\theta,1} + \eta f_{0,1}) + (1 - \alpha)f_{0,1}}{f_{0,1}} \right) 1_{\{f_{0,1} > b_n\}} \right] \right| \rightarrow 0. \end{aligned}$$

The integrability of the envelop and the fact that $b_n \rightarrow 0$ implies that

$$\sup_{\alpha \in [\epsilon, 1], \theta \in \Theta} \mathbb{E} \left[\log \left(\frac{\alpha(f_{\theta,1} + \eta f_{0,1}) + (1 - \alpha)f_{0,1}}{f_{0,1}} \right) 1_{\{f_{0,1} \leq b_n\}} \right] \rightarrow 0.$$

It remains to use the inequality $\log(x) \leq 2(\sqrt{x} - 1)$ to obtain that

$$\sup_{\alpha \in [\epsilon, 1], \theta \in \Theta} \mathbb{E} \left[\log \left(\frac{m_{\theta, \alpha, \eta}}{f_{0,1}} \right) \right] \leq \sup_{\alpha \in [\epsilon, 1], \theta \in \Theta} 2 \int (\sqrt{m_{\theta, \alpha, \eta} f_0} - f_0) d\lambda$$

where $m_{\theta, \alpha, \eta} = \alpha(f_\theta + \eta f_0) + (1 - \alpha)f_0$. Since

$$\sup_{\alpha \in [\epsilon, 1], \theta \in \Theta} \left| \int \sqrt{(m_{\theta, \alpha, \eta} - m_{\theta, \alpha, 0}) f_0} d\lambda \right| = \sqrt{\eta},$$

we get, using that $\sqrt{a+b} \leq \sqrt{a} + \sqrt{b}$, $a \geq 0$, $b \geq 0$,

$$\begin{aligned} \sup_{\alpha \in [\epsilon, 1], \theta \in \Theta} \mathbb{E} \left[\log \left(\frac{m_{\theta, \alpha, \eta}}{f_{0,1}} \right) \right] & \leq 2\sqrt{\eta} + 2 \sup_{\alpha \in [\epsilon, 1], \theta \in \Theta} \int (\sqrt{m_{\theta, \alpha, 0} f_0} - f_0) d\lambda \\ & = 2\sqrt{\eta} - \inf_{\alpha \in [\epsilon, 1], \theta \in \Theta} \int (\sqrt{m_{\theta, \alpha, 0}} - \sqrt{f_0})^2 d\lambda. \end{aligned}$$

Using standard results about the Hellinger distance [34] (chapter 3) we obtain

$$\begin{aligned} \sup_{\alpha \in [\epsilon, 1], \theta \in \Theta} \mathbb{E} \left[\log \left(\frac{m_{\theta, \alpha, \eta}}{f_{0,1}} \right) \right] & \leq 2\sqrt{\eta} - (1/4) \inf_{\alpha \in [\epsilon, 1], \theta \in \Theta} \alpha^2 \left(\int |f_\theta - f_0| d\lambda \right)^2 \\ & \leq 2\sqrt{\eta} - (\epsilon^2/4) \left(\inf_{\theta \in \Theta} \int |f_\theta - f_0| d\lambda \right)^2. \end{aligned}$$

Since $f_0 \notin \mathcal{P}$ and by the continuity assumption on f_θ , it holds that $\inf_{\theta \in \Theta} \int |f_\theta - f_0| d\lambda > 0$. Then, as η is arbitrary, the proof of (9) is complete. \square

B.4 Linear and quadratic error of parametric and nonparametric estimate

Important tools for dealing with the terms involving $\hat{f}_{n,i}^{\text{LR}}$ are coming from U -statistic theory. We call U -statistic of order p with kernel $w : \mathbb{R}^p \rightarrow \mathbb{R}$, any quantity of the kind

$$\sum_{i_1, \dots, i_p \in D} w(X_{i_1}, \dots, X_{i_p}),$$

where the summation is taken over the subset D formed by the $(i_1, \dots, i_p) \in \{1, \dots, n\}^p$ such that $i_k \neq i_\ell, \forall k \neq \ell$. The number of terms in the summation is then $n(n-1) \dots (n-p+1)$. When the kernel w is such that, for every $k \in \{1, \dots, p\}$, $\mathbb{E}[w(X_1, \dots, X_p) \mid X_1, \dots, X_{k-1}, X_{k+1}, \dots, X_p] = 0$, it is called a degenerate U -statistic. In the proofs, we shall rely on the so-called Hajek decomposition [48, Lemma 11.11].

To establish the two following lemmas, Lemma B.3 and Lemma B.4, we are based on (H1), (H2) and (H3). One might note that the expressions (a) or (b) in (H2) on the kernel are not used in any of these lemmas.

Lemma B.3. *Under assumptions (H1), (H2) and (H3), if $nh_n^d \Delta_n \rightarrow 0$, for any $\delta > 0$ and any set $S \subset \mathbb{R}^d$ such that $\inf_{x \in S} f_0(x) > b$, we have with probability going to 1,*

$$h_n^d \sum_{i=1}^n \left(\frac{\hat{f}_{n,i}^{\text{LR}} - f_{0,i}}{f_{0,i}} \right)^2 1_{\{X_i \in S\}} \geq (1 - \delta) v_K \lambda(S).$$

where $v_K = \int K(u)^2 du$.

Proof. Note that

$$\mathbb{E} \left[\hat{f}_{n,i}^{\text{LR}} \mid X_i \right] = (n-1)^{-1} \sum_{j \neq i} \mathbb{E} \left[h_n^{-d} K \left(\frac{X_i - X_j}{h_n} \right) \mid X_i \right] + \Delta_n q_i = f_{h_n, i} + \Delta_n q_i.$$

The proof follows from the decomposition

$$\sum_{i=1}^n \left(\frac{\hat{f}_{n,i}^{\text{LR}} - f_{0,i}}{f_{0,i}} \right)^2 1_{\{X_i \in S\}} = A_n + B_n + 2C_n,$$

where

$$\begin{aligned} A_n &= \sum_{i=1}^n \left(\frac{\hat{f}_{n,i}^{\text{LR}} - \mathbb{E} \left[\hat{f}_{n,i}^{\text{LR}} \mid X_i \right]}{f_{0,i}} \right)^2 1_{\{X_i \in S\}}, \\ B_n &= \sum_{i=1}^n \left(\frac{f_{h_n, i} + \Delta_n q_i - f_{0,i}}{f_{0,i}} \right)^2 1_{\{X_i \in S\}}, \\ C_n &= \sum_{i=1}^n \frac{\left(\hat{f}_{n,i}^{\text{LR}} - \mathbb{E} \left[\hat{f}_{n,i}^{\text{LR}} \mid X_i \right] \right) (f_{h_n, i} + \Delta_n q_i - f_{0,i})}{f_{0,i}^2} 1_{\{X_i \in S\}}. \end{aligned}$$

We will show that $h_n^d A_n \rightarrow v_K \lambda(S)$, in probability and that $h_n^d C_n \rightarrow 0$, in probability. This will be enough as $B_n \geq 0$, almost surely.

Proof that $h_n^d A_n \rightarrow v_K \lambda(S)$ in probability. Introduce the notation, for any $h > 0$,

$$a_h(x, y) = \frac{K_h(x - y) - f_h(x)}{f_0(x)},$$

$$u_h(x, y, z) = a_h(x, y)a_h(x, z)1_{\{x \in S\}}.$$

Developing, we find

$$A_n = (n - 1)^{-2} \sum_{i=1}^n \sum_{j \neq i}^n \sum_{k \neq i}^n u_{h_n}(i, j, k),$$

where $u_{h_n}(i, j, k)$ is as short-cut for $u_{h_n}(X_i, X_j, X_k)$. We treat A_n relying on the Hajek projection of U -statistics. Up to a centering term, $\mathbb{E}[u_{h_n}(i, j, k) \mid X_j, X_k]$, the U -statistic A_n is a degenerate U -statistic. In the following we voluntary introduce this centering term in the summation to handle separately a degenerate U -statistic and another summation with less indices. By introducing, for any $h > 0$,

$$v_h(j, k) = \mathbb{E}[u_h(i, j, k) \mid X_j, X_k],$$

$$w_h(i, j, k) = u_h(i, j, k) - v_h(j, k),$$

we obtain

$$\begin{aligned} A_n &= (n - 1)^{-2} \sum_{i=1}^n \sum_{j \neq i}^n \sum_{k \neq i}^n w_{h_n}(i, j, k) + (n - 1)^{-2} \sum_{i=1}^n \sum_{j \neq i}^n \sum_{k \neq i}^n v_{h_n}(j, k) \\ &= (n - 1)^{-2} \sum_{i=1}^n \sum_{j \neq i}^n \sum_{k \neq i, k \neq j}^n w_{h_n}(i, j, k) + (n - 1)^{-2} \sum_{i=1}^n \sum_{j \neq i}^n w_{h_n}(i, j, j) \\ &\quad + (n - 1)^{-2} \sum_{i=1}^n \sum_{j \neq i}^n \sum_{k \neq i}^n v_{h_n}(j, k). \end{aligned} \tag{10}$$

Treatment of the first term in (10). Note that $w_{h_n}(i, j, k)$ defines a degenerate U -statistic, i.e.,

$$\mathbb{E}[w_{h_n}(i, j, k) \mid X_i, X_j] = \mathbb{E}[w_{h_n}(i, j, k) \mid X_i, X_k] = \mathbb{E}[w_{h_n}(i, j, k) \mid X_j, X_k] = 0.$$

Note that

$$\sum_{i=1}^n \sum_{j \neq i}^n \sum_{k \neq i, k \neq j}^n w_{h_n}(i, j, k) = \sum_{i=1}^n \sum_{j > i}^n \sum_{k > j}^n \bar{w}_{h_n}(i, j, k),$$

where \bar{w}_h is the symmetrized version of w_h , i.e., for any triplet (x_1, x_2, x_3) of $\bar{w}_h(x_1, x_2, x_3) = \sum_{\sigma} w_h(x_{\sigma(1)}, x_{\sigma(2)}, x_{\sigma(3)})$ where the sum is over all the $3!$ possible permutations of the set

$\{1, 2, 3\}$. Using that the U -statistic with kernel \bar{w}_{h_n} is degenerate, some algebra gives that

$$\begin{aligned} \mathbb{E} \left[\left((n-1)^{-2} \sum_{i=1}^n \sum_{j \neq i}^n \sum_{k \neq i, k \neq j}^n w_{h_n}(i, j, k) \right)^2 \right] &= (n-1)^{-4} \sum_{i=1}^n \sum_{j > i}^n \sum_{k > j}^n \mathbb{E}[\bar{w}_{h_n}(i, j, k)^2] \\ &= O(n^{-1}) \mathbb{E}[\bar{w}_{h_n}(1, 2, 3)^2]. \end{aligned}$$

We have, using Minkowski's inequality and the definition of the conditional expectation, that

$$\sqrt{E[\bar{w}_{h_n}(1, 2, 3)^2]} \leq 3! \sqrt{E[w_{h_n}(1, 2, 3)^2]} \leq 3! \sqrt{E[u_{h_n}(1, 2, 3)^2]}.$$

Consequently, in virtue of (15) in Lemma B.7, we have shown that

$$\mathbb{E} \left[\left((n-1)^{-2} \sum_{i=1}^n \sum_{j \neq i}^n \sum_{k \neq i, k \neq j}^n w_{h_n}(i, j, k) \right)^2 \right] = O(n^{-1} h_n^{-2d}).$$

The previous rate, multiplied by h_n^{2d} , goes to 0, hence, this term is negligible.

Treatment of the second term in (10). We continue the study of A_n by considering

$$\begin{aligned} &(n-1)^{-2} \sum_{i=1}^n \sum_{j \neq i}^n w_{h_n}(i, j, j) \\ &= (n-1)^{-2} \sum_{i=1}^n \sum_{j \neq i}^n (w_{h_n}(i, j, j) - \mathbb{E}[u_{h_n}(i, j, j) | X_i] + \mathbb{E}[u_{h_n}(1, 2, 2)]) \\ &\quad + (n-1)^{-1} \sum_{i=1}^n (\mathbb{E}[u_{h_n}(i, j, j) | X_i] - \mathbb{E}[u_{h_n}(1, 2, 2)]). \end{aligned}$$

The first term is a degenerate U -statistic of order 2 whose order 2 moments satisfy

$$\begin{aligned} &\mathbb{E} \left[\left((n-1)^{-2} \sum_{i=1}^n \sum_{j \neq i}^n (w_{h_n}(i, j, j) - \mathbb{E}[u_{h_n}(i, j, j) | X_i] + \mathbb{E}[u_{h_n}(1, 2, 2)]) \right)^2 \right] \\ &= O(n^{-2}) \mathbb{E}[u_{h_n}(1, 2, 2)^2] = O(n^{-2} h_n^{-3d}). \end{aligned}$$

This is obtained by following exactly the same lines as in the treatment of the U -statistic w_n and using (18) in Lemma B.7. As $n^{-2} h_n^{-3d} \times h_n^{2d} \rightarrow 0$, the previous term is negligible. The second term is a sum of centred independent random variables with variance smaller than, in virtue of (14) in Lemma B.7,

$$n(n-1)^{-2} \mathbb{E} [\mathbb{E}[u_{h_n}(1, 2, 2) | X_1]^2] = O(n^{-1} h_n^{-2d}).$$

This is the same rate as the rate obtained for the (negligible) U -statistic of order 3 with kernel w_n .

Treatment of the third term in (10). The study of A_n continues by considering

$$\begin{aligned}
& (n-1)^{-2} \sum_{i=1}^n \sum_{j \neq i}^n \sum_{k \neq i}^n v_{h_n}(j, k) \\
&= (n-1)^{-2} \sum_{i=1}^n \sum_{j \neq i}^n v_{h_n}(j, j) + (n-1)^{-2} \sum_{i=1}^n \sum_{j \neq i}^n \sum_{k \neq i, k \neq j}^n v_{h_n}(j, k) \\
&= (n-1)^{-1} \sum_{j=1}^n v_{h_n}(j, j) + (n-1)^{-2} (n-2) \sum_{j=1}^n \sum_{k \neq j}^n v_{h_n}(j, k).
\end{aligned}$$

The term associated with double summation over j and k is a degenerate U -statistic, as $\mathbb{E}[v_{h_n}(j, k) \mid X_k] = \mathbb{E}[v_{h_n}(j, k) \mid X_j] = 0$. Consequently, following the same lines as in the treatment of the first term of A_n , and using (19) in Lemma B.7, we get

$$\mathbb{E} \left[\left((n-1)^{-2} (n-2) \sum_{j=1}^n \sum_{k \neq j}^n v_{h_n}(j, k) \right)^2 \right] = O(1) \mathbb{E}[v_{h_n}(1, 2)^2] = O(h_n^{-d})$$

which goes to 0, when multiplied by h_n^{2d} . The remaining term is a sum of independent and identically distributed random variables. We have, by computing the variance of the centred average,

$$(n-1)^{-1} \sum_{j=1}^n (v_{h_n}(j, j) - \mathbb{E}[v_{h_n}(1, 1)]) = O_{\mathbb{P}}(n^{-1/2}) \sqrt{\mathbb{E}v_{h_n}(1, 1)^2} + n(n-1)^{-1} \mathbb{E}[v_{h_n}(1, 1)],$$

where the first term, using (17) in Lemma B.7, is $O(n^{-1/2} h_n^{-d})$ which goes to 0 when multiplied by h_n . The dominating term is in fact the last one, as by Lemma B.8, it holds that $h_n^d \mathbb{E}[v_{h_n}(1, 1)] \rightarrow v_K \lambda(S)$.

Proof that $h_n^d C_n \rightarrow 0$ in probability. We are based on similar decompositions as for A_n involving U -statistics. Let $\ell_{h_n}(x) = (f_{h_n}(x) - f_0(x) + \Delta_n q(x)) / f_0(x)$ and note that in virtue of Lemma B.9, it holds

$$\|\ell_{h_n}\|_S \leq b^{-1} \left(h_n^2 \|g\|_{\mathbb{R}^d} \int \|u\|_2^2 K(u) \, du + \Delta_n \|q\|_{\mathbb{R}^d} \right).$$

Then

$$C_n = (n-1)^{-1} \sum_{i=1}^n \sum_{j \neq i}^n (a_{h_n}(i, j) \ell_{h_n, i} \mathbf{1}_{\{X_i \in S\}} - b_{h_n}(j)) + \sum_{i=1}^n b_{h_n}(i),$$

with $b_{h_n}(j) = \mathbb{E}[a_{h_n}(i, j)\ell_{h_n, i}1_{\{X_i \in S\}} \mid X_j]$. The term on the left is a degenerate U -statistic for which it holds

$$\mathbb{E} \left[\left((n-1)^{-1} \sum_{i=1}^n \sum_{j \neq i}^n (a_{h_n}(i, j)\ell_{h_n, i}1_{\{X_i \in S\}} - b_{h_n}(j)) \right)^2 \right] = O(1)\mathbb{E}[a_{h_n}(1, 2)^2 \ell_{h_n, 1}^2 1_{\{X_1 \in S\}}].$$

Using (13) in Lemma B.7 and the previous bound for $\|\ell_{h_n}\|_S$, we find

$$\mathbb{E}[a_{h_n}(1, 2)^2 \ell_{h_n, 1}^2 1_{\{X_1 \in S\}}] = \mathbb{E} \left[\left(\frac{V_{h_n}(X_1)\ell_{h_n, 1}^2}{f_{0,1}^2} \right) 1_{\{X_1 \in S\}} \right] = O(h_n^{-d}(h_n^2 + \Delta_n)),$$

where V_h is defined in (12). The previous bound multiplied by h_n^{2d} goes to 0. Using that $\mathbb{E}[a_{h_n}(1, 2)\ell_{h_n, 1}1_{\{X_1 \in S\}}] = 0$ and (16), the variance of the term on the right in C_n is smaller than

$$n\mathbb{E}[\mathbb{E}[a_{h_n}(1, 2)\ell_{h_n, 1}1_{\{X_1 \in S\}} \mid X_2]^2] \leq n\mathbb{E}[\mathbb{E}[|a_{h_n}(1, 2)| \mid X_2]^2]\|\ell_{h_n}\|_S^2 = O(n(h_n^4 + \Delta_n^2))$$

which, multiplied by h_n^{2d} , goes to 0 by hypothesis. Hence $h_n^d C_n \rightarrow 0$, in probability and the proof is complete. \square

Lemma B.4. *Under assumptions (H1), (H2) and (H3), if $nh_n^d \Delta_n \rightarrow 0$, we have*

$$h_n^d \sum_{i=1}^n \left(\frac{\hat{f}_{n,i}^{LR} - f_{0,i}}{f_{0,i}} \right) = o_{\mathbb{P}}(1).$$

Proof. The decomposition is as follows

$$\begin{aligned} & h_n^d \sum_{i=1}^n \left(\frac{\hat{f}_{n,i}^{LR} - f_{0,i}}{f_{0,i}} \right) \\ &= h_n^d (n-1)^{-1} \sum_{i=1}^n \sum_{j \neq i}^n \left(\frac{K_{h_n}(i, j) - f_{h_n, i}}{f_{0,i}} \right) + h_n^d \sum_{i=1}^n \left(\frac{f_{h_n, i} - f_{0,i}}{f_{0,i}} \right) + h_n^d \Delta_n \sum_{i=1}^n \frac{q_i}{f_{0,i}}. \end{aligned} \quad (11)$$

The expectation of the last term is $nh_n^d \Delta_n \int q(x) dx$ which goes to 0 by assumption. We can now focus on the first and second term of the decomposition.

Treatment of the second term in (11). Using that $\int K(u) du = 1$, the considered term is a centred empirical sum. Using Lemma B.9, its variance is then bounded by

$$\begin{aligned} \mathbb{E} \left[\left(h_n^d \sum_{i=1}^n \frac{f_{h_n, i} - f_{0,i}}{f_{0,i}} \right)^2 \right] &\leq nh_n^{2d} \int \frac{(f_{h_n}(x) - f_0(x))^2}{f_0(x)} dx \\ &\leq nh_n^{2d+4} \int \frac{g(x)^2}{f_0(x)} dx \left(\int u^2 K(u) du \right)^2, \end{aligned}$$

which goes to 0.

Treatment of the first term in (11). Using that $\int K(u) du = 1$, one can verify that it is a degenerate U -statistic. Here the variance can not be computed directly because the leading term $\mathbb{E} \left[\frac{(K_{h_n}(1,2) - f_{h_n,1})^2}{f_{0,1}^2} \right]$ is not necessarily finite. Hence we decompose according to the X_i in S_{b_n} and the others, with $b_n = (\epsilon/nh_n^d)^{1/\beta}$ where β is given in (H3) and $\epsilon > 0$. We introduce

$$k(x, y) = \frac{K_{h_n}(x, y)}{f_0(x)},$$

and define the linear operator $Q_{\mathbb{P}} : L_2(\mathbb{P}) \rightarrow L_2(\mathbb{P})$ as

$$Q_{\mathbb{P}}[w](x, y) = w(x, y) - \mathbb{E}[w(x, X_1)] - \mathbb{E}[w(X_1, y)] + \mathbb{E}[w(X_1, X_2)].$$

Because $\mathbb{E}[k(X_1, y)] = \mathbb{E}[k(X_1, X_2)] = 1$ for all $y \in \mathbb{R}^d$, one sees that

$$\begin{aligned} \sum_{i=1}^n \sum_{j \neq i}^n \left(\frac{K_{h_n}(i, j) - f_{h_n,1}}{f_{0,1}} \right) &= \sum_{i=1}^n \sum_{j \neq i}^n Q_{\mathbb{P}}(k)_{i,j} \\ &= \sum_{i=1}^n \sum_{j \neq i}^n \left(Q_{\mathbb{P}}(k1_{S_{b_n}})_{i,j} + Q_{\mathbb{P}}(k1_{S_{b_n}^c})_{i,j} \right). \end{aligned}$$

Because the summation over $Q_{\mathbb{P}}(k1_{S_{b_n}})$ is a degenerate U -statistics, we get that

$$\mathbb{E} \left[\left(h_n^d (n-1)^{-1} \sum_{i=1}^n \sum_{j \neq i}^n Q_{\mathbb{P}}(k1_{S_{b_n}})_{i,j} \right)^2 \right] = O(h_n^{2d}) \mathbb{E} \left[\frac{(K_{h_n}(1,2) - f_{h_n,1})^2}{f_{0,1}^2} 1_{S_{b_n}}(X_1) \right].$$

Defining the kernel $\tilde{K} = K^2/v_K$ and $\tilde{f}_h = f_0 \star \tilde{K}_h$, we obtain

$$\begin{aligned} \mathbb{E} \left[\frac{(K_{h_n}(1,2) - f_{h_n,1})^2}{f_{0,1}^2} 1_{S_{b_n}}(X_1) \right] &\leq \mathbb{E} \left[\frac{\mathbb{E}[K_{h_n}(1,2)^2 | X_1]}{f_{0,1}^2} 1_{S_{b_n}}(X_1) \right] \\ &= v_K h_n^{-d} \int_{S_{b_n}} \frac{\tilde{f}_h(x)}{f_0(x)} dx \\ &= v_K h_n^{-d} \left(\int_{S_{b_n}} \int \frac{f(x - h_n u)}{f_0(x)} \tilde{K}(u) du dx \right) \\ &\leq v_K h_n^{-d} \lambda(S_{b_n}) \left(\sup_{x \in S_{b_n}} \sup_{u \in [-1,1]^d} \frac{f(x + h_n u)}{f_0(x)} \right). \end{aligned}$$

For the term with $Q_{\mathbb{P}}(k1_{S_{b_n}^c})$, we obtain that

$$\begin{aligned} \mathbb{E} \left[\left| \sum_{i=1}^n \sum_{j \neq i}^n Q_{\mathbb{P}}(k1_{S_{b_n}^c})_{i,j} \right| \right] &\leq n(n-1) \mathbb{E}[|Q_{\mathbb{P}}(k1_{S_{b_n}^c})_{1,2}|] \\ &\leq 4n(n-1) \mathbb{E}[|k_{1,2}| 1_{S_{b_n}^c}(X_1)] \\ &= 4n(n-1) \int_{S_{b_n}^c} f_h(x) dx. \end{aligned}$$

From Lemma B.10, we deduce that $\int_{S_{b_n}^c} f_h(x) dx \leq c_2 b_n^\beta = c_2 \epsilon / n h_n^d$. To conclude, we have shown that there exists a constant $\tilde{C} > 0$ such that

$$\mathbb{E} \left[\left| h_n^d (n-1)^{-1} \sum_{i=1}^n \sum_{j \neq i}^n Q_{\mathbb{P}}(k) \right| \right] \leq \tilde{C} \left(\sqrt{h_n^d \lambda(S_{b_n})} + n h_n^d b_n^\beta \right) = \tilde{C} \left(\sqrt{h_n^d \lambda(S_{b_n})} + \epsilon \right).$$

Invoking (H3) and because ϵ is arbitrarily small, the limit as $n \rightarrow \infty$ is 0. \square

Lemma B.5. *Under (A1) and (A2), we have*

$$\sum_{i=1}^n \left(\frac{f_{\hat{\theta}_n, i} - f_{0, i}}{f_{0, i}} \right)^2 1_{\{X_i \in S\}} = O_{\mathbb{P}}(1).$$

Proof. Using (21), we have that, with probability going to 1,

$$\begin{aligned} \sum_{i=1}^n \left(\frac{f_{\hat{\theta}_n, i} - f_{0, i}}{f_{0, i}} \right)^2 1_{\{X_i \in S\}} &\leq \left(n^{-1} \sum_{i=1}^n \frac{\dot{\ell}(X_i)^2 \sup_{\theta \in B(\theta_0, \delta)} f_{\theta}(X_i)^2}{f_{0, i}^2} 1_{\{X_i \in S\}} \right) n \|\hat{\theta}_n - \theta_0\|_2^2 \\ &\leq \|\dot{\ell}\|_{\sup_{\theta \in B(\theta_0, \delta)}}^2 b^{-2} n \|\hat{\theta}_n - \theta_0\|_2^2 \end{aligned}$$

which is a tight sequence in light of (22). \square

Lemma B.6. *Under (A1) and (A2), we have*

$$\sum_{i=1}^n \left(\frac{f_{\hat{\theta}_n, i} - f_{0, i}}{f_{0, i}} \right) = O_{\mathbb{P}}(1).$$

Proof. In virtue of (A2), the map $\theta \mapsto \log f_{\theta}(x)$ is differentiable at θ_0 , for P -almost every $x \in \mathbb{R}^d$ with derivative $\dot{\ell}_{\theta_0}(x)$ (this is obtained in [48], in the proof of Theorem 5.39). Using stability properties for the composition, the map $\theta \mapsto f_{\theta}(x) = \exp(\log(f_{\theta}(x)))$ is differentiable at θ_0 , for P -almost every $x \in \mathbb{R}^d$ with derivative $\dot{\ell}_{\theta_0}(x) f_{0, i}(x)$. We are in position to apply Lemma 19.31 in [48], with $r_n = \sqrt{n}$ and $m_{\theta} = f_{\theta}/f_0$. From the mentioned lemma, as $\sqrt{n}(\hat{\theta}_n - \theta_0)$ is tight,

defining

$$T_i(\theta) = \left[\left(\frac{f_{\theta,i} - f_{0,i}}{f_{0,i}} \right) - (\theta - \theta_0)^T \dot{\ell}_{\theta_0,i} \right],$$

$$t(\theta) = \int \left[f_\theta(x) - f_0(x) - (\theta - \theta_0)^T \dot{\ell}_{\theta_0}(x) f_0(x) \right] dx,$$

we obtain

$$\left| \sum_{i=1}^n \{T_i(\hat{\theta}_n) - t(\hat{\theta}_n)\} \right| = o_{\mathbb{P}}(1).$$

Actually, recalling that $\int \dot{\ell}_{\theta_0}(x) f_0(x) dx = 0$, we find that, for all $\theta \in \Theta$, $t(\theta) = 0$. Hence, we obtain

$$\sum_{i=1}^n \left(\frac{f_{\hat{\theta}_n,i} - f_{0,i}}{f_{0,i}} \right) = n^{1/2}(\hat{\theta}_n - \theta_0)^T \left[n^{-1/2} \sum_{i=1}^n \dot{\ell}_{\theta_0,i} \right] + o_{\mathbb{P}}(1).$$

where the first term is a $O_{\mathbb{P}}(1)$. □

B.5 Auxiliary results

Recall some definitions, for any $h > 0$,

$$V_h(X_1) = \mathbb{E}[(K_h(1, 2) - f_{h,1})^2 \mid X_1], \quad (12)$$

$$a_h(x, y) = \frac{K_h(x - y) - f_h(x)}{f_0(x)},$$

$$u_h(x, y, z) = a_h(x, y) a_h(x, z) \mathbf{1}_{\{x \in S\}},$$

as well as the short-cut $g(i, j, k)$ for $g(X_i, X_j, X_k)$.

Lemma B.7. *Under (H1) and (H2), if $S \subset \mathbb{R}^d$ is such that for all $x \in S$, $f_0(x) > b > 0$, we have, for any $h > 0$,*

$$V_h(X_1) \leq h^d C_0 \quad (13)$$

$$\mathbb{E}[\mathbb{E}[u_h(1, 2, 2) \mid X_1]^2] \leq h^{-2d} C_1 \quad (14)$$

$$\mathbb{E}[u_h(1, 2, 3)^2] \leq h^{-2d} C_1 \quad (15)$$

$$\mathbb{E}[|a_h(1, 2)| \mid X_2] \leq 2 \quad (16)$$

$$\mathbb{E}[\mathbb{E}[u_h(1, 2, 2) \mid X_2]^2] \leq h^{-2d} C_2 + C_3 \quad (17)$$

$$\mathbb{E}[u_h(1, 2, 2)^2] \leq h^{-3d} C_4 + C_5 \quad (18)$$

$$\mathbb{E}[\mathbb{E}[u_h(1, 2, 3) \mid X_2, X_3]^2] \leq h^{-d} C_6 + C_6 \quad (19)$$

where the constants C_k , $k = 0, \dots, 7$ depends on K and f_0 only.

Proof. Remark that because K is bounded and $\int |K(u)| du < \infty$, we have $\int |K(u)|^k du < \infty$,

for any $k \geq 1$. Note that, for every $h > 0$,

$$V_h(X_1) \leq \mathbb{E}[K_h(2, 1)^2 \mid X_1] \leq h^{-d} v_K \|f_0\|_{\mathbb{R}^d}.$$

We obtain (14) by writing

$$\mathbb{E} [\mathbb{E}[u_h(1, 2, 2) \mid X_1]^2] = \mathbb{E} \left[\frac{V_h(X_1)^2}{f_{0,1}^4} 1_{\{X_1 \in S\}} \right] \leq h^{-2d} v_K^2 \|f_0\|_{\mathbb{R}^d}^2 b^{-4}.$$

To establish (15), note that

$$\mathbb{E}[u_h(1, 2, 3)^2] = \mathbb{E} \left[\frac{V_h(X_1)^2}{f_{0,1}^4} 1_{\{X_1 \in S\}} \right] = \mathbb{E} [\mathbb{E}[u_h(1, 2, 2) \mid X_1]^2].$$

For (16), write

$$\mathbb{E}[|a_h(1, 2)| \mid X_2] = \int |K_h(x - X_2) - f_h(x)| dx \leq \int K_h(x - X_2) dx + \int f_h(x) dx = 2.$$

Inequality (17) follows from the lines

$$\begin{aligned} \mathbb{E}[\mathbb{E}[u_h(1, 2, 2) \mid X_2]^2] &= \int \left(\int \frac{(K_h(x - y) - f_h(x))^2}{f_0(x)} 1_{\{x \in S\}} dx \right)^2 f_0(y) dy \\ &\leq 2 \int \left(\int \frac{K_h(x - y)^2 + f_h(x)^2}{f_0(x)} 1_{\{x \in S\}} dx \right)^2 f_0(y) dy \\ &\leq 2b^{-2} \int \left(\int K_h(x - y)^2 + f_h(x)^2 dx \right)^2 f_0(y) dy \\ &\leq 2b^{-2} \int \left(h^{-d} v_K + \|f_h\|_{\mathbb{R}^d} \right)^2 f_0(y) dy \\ &\leq 4b^{-2} \left(h^{-2d} v_K^2 + \|f_0\|_{\mathbb{R}^d}^2 \right). \end{aligned}$$

To show (18), write

$$\mathbb{E}[u_h(1, 2, 2)^2] = \mathbb{E} \left[\frac{(K_h(1, 2) - f_{h,1})^4}{f_{0,1}^4} 1_{\{X_1 \in S\}} \right].$$

Using that $(a + b)^4 \leq 8(a^4 + b^4)$, we obtain

$$\begin{aligned} \mathbb{E}[u_h(1, 2, 2)^2] &\leq 8 \mathbb{E} \left[\left(\frac{K_h(1, 2)^4 + f_{h,1}^4}{f_{0,1}^4} \right) 1_{\{X_1 \in S\}} \right] \\ &\leq 8b^{-4} \left(h^{-3d} \|f_0\|_{\mathbb{R}^d} \int K(u)^4 du + \|f_0\|_{\mathbb{R}^d}^4 \right). \end{aligned}$$

For (19), we have

$$\begin{aligned} & \mathbb{E} \left[\mathbb{E}[u_h(1, 2, 3) \mid X_2, X_3]^2 \right] \\ &= \mathbb{E} \left[\mathbb{E} \left[\left(\frac{K_h(3, 1) - f_{h,3}}{f_{0,3}} \right) \left(\frac{K_h(3, 2) - f_{h,3}}{f_{0,3}} \right) 1_{\{X_3 \in S\}} \mid X_1, X_2 \right]^2 \right]. \end{aligned}$$

We develop and compute bounds for each term. The larger term will be the one associated with the product of the kernels. We have, by Jensen's inequality, for any $(y, z) \in \mathbb{R}^d \times \mathbb{R}^d$,

$$\begin{aligned} \psi_h(y, z) &:= \left(\int \left(\frac{K_h(x-y)K_h(x-z)}{f_0(x)} \right) 1_{\{x \in S\}} dx \right)^2 \\ &\leq b^{-2} \left(\int K_h(x-y)K_h(x-z) dx \right)^2 \\ &= b^{-2}h^{-2d} \left(\int K(u)K((y-z)/h+u) du \right)^2 \\ &\leq b^{-2}h^{-2d} \int K(u)K((y-z)/h+u)^2 du. \end{aligned}$$

Then we obtain

$$\begin{aligned} & \mathbb{E} \left[\mathbb{E} \left[\left(\frac{K_h(3, 1)}{f_{0,3}} \right) \left(\frac{K_h(3, 2)}{f_{0,3}} \right) 1_{\{X_3 \in S\}} \mid X_1, X_2 \right]^2 \right] \\ &= \int \int \psi_h(y, z) f_0(y) f_0(z) dy dz \\ &\leq b^{-2}h^{-2d} \int \int \int K(u)K((y-z)/h+u)^2 f_0(y) f_0(z) dy dz du \\ &= h^{-d}b^{-2} \int \int \int K(u)K(v+u)^2 f_0(z+hu) f_0(z) dv dz du \\ &\leq h^{-d}b^{-2} \|f_0\|_{\mathbb{R}^d} \int \int K(u)K(v+u)^2 dv du \\ &= h^{-d}b^{-2} \|f_0\|_{\mathbb{R}^d} v_K. \end{aligned}$$

Moreover, as

$$\mathbb{E} \left[\left(\frac{K_h(3, 1)}{f_{0,3}} \right) \left(\frac{f_{h,3}}{f_{0,3}} \right) 1_{\{X_3 \in S\}} \mid X_1, X_2 \right] = \int \left(\frac{K_h(x-X_1)f_h(x)}{f_0(x)} \right) 1_{\{x \in S\}} dx \leq \|f_0\|_{\mathbb{R}^d} b^{-1},$$

and

$$\mathbb{E} \left[\left(\frac{f_{h,3}}{f_{0,3}} \right)^2 1_{\{X_3 \in S\}} \mid X_1, X_2 \right] = \int \frac{f_h(x)^2}{f_0(x)} 1_{\{x \in S\}} dx \leq \|f_0\|_{\mathbb{R}^d} b^{-1}.$$

we finally obtain the result. \square

Lemma B.8. *Under (H1) and (H2), if $S \subset \mathbb{R}^d$ is such that for all $x \in S$, $f_0(x) > b > 0$, we*

have that

$$\lim_{h \rightarrow 0} h^d \mathbb{E} \left[\left(\frac{K_h(1, 2) - f_{h,1}}{f_{0,1}} \right)^2 1_{\{X_1 \in S\}} \right] = v_K \lambda(S).$$

Proof. Write

$$\begin{aligned} \mathbb{E} \left[\left(\frac{K_h(1, 2) - f_{h,1}}{f_{0,1}} \right)^2 1_{\{X_1 \in S\}} \right] &= \mathbb{E} \left[\frac{V_h(X_1)}{f_{0,1}^2} 1_{\{X_1 \in S\}} \right] \\ &= \mathbb{E} \left[\frac{\mathbb{E}[K_h(1, 2)^2 \mid X_1]}{f_{0,1}^2} 1_{\{X_1 \in S\}} \right] - \mathbb{E} \left[\frac{f_{h,1}^2}{f_{0,1}^2} 1_{\{X_1 \in S\}} \right]. \end{aligned}$$

The right-hand side is bounded by $b^{-2} \|f_0\|_{\mathbb{R}^d}$, hence its participation in the stated limit is 0. For the left-hand side term, use $\tilde{K} = K^2/v_K$ and write

$$\begin{aligned} h^d \mathbb{E} \left[\frac{\mathbb{E}[K_h(1, 2)^2 \mid X_1]}{f_{0,1}^2} 1_{\{X_1 \in S\}} \right] &= h^d \int \int \frac{f_0(y)}{f_0(x)} K_h(x-y)^2 1_{\{x \in S\}} dy dx \\ &= \int \int \frac{f_0(x-hu)}{f_0(x)} K(u)^2 1_{\{x \in S\}} du dx \\ &= v_K \int \int \frac{f_0(x-hu)}{f_0(x)} \tilde{K}(u) 1_{\{x \in S\}} du dx \\ &= v_K \lambda(S) + v_K \int \int \frac{(f_0(x-hu) - f_0(x))}{f_0(x)} \tilde{K}(u) 1_{\{x \in S\}} du dx. \end{aligned}$$

It remains to note that the term in the right goes to 0, as $h \rightarrow 0$, in virtue of the Lebesgue dominated convergence theorem. \square

Lemma B.9. *Under (H1) and (H2), we have, for every $x \in \mathbb{R}^d$ and $h > 0$,*

$$|f_0 \star K_h(x) - f_0(x)| \leq g(x) h^2 \int \|u\|_2^2 K(u) du.$$

Proof. Note that $\int K(u) du = 1$ and, by symmetry, $\int u K(u) du = 0$. Write

$$\begin{aligned} |f_0 \star K_h(x) - f_0(x)| &= \left| \int (f_0(x-hu) - f_0(x)) K(u) du \right| \\ &= \left| \int (f_0(x-hu) - f_0(x) - (hu)^T \nabla f_0(x)) K(u) du \right| \\ &\leq \int |f_0(x-hu) - f_0(x) - (hu)^T \nabla f_0(x)| K(u) du, \end{aligned}$$

and use (H1) to conclude. \square

Lemma B.10. *Under (H1), (H2) and (H3), there exists $c_2 > 0$ such that $\int_{S_{b_n}^c} f_{h_n}(x) dx \leq c_2 b_n^\beta$.*

Proof. Note that

$$\begin{aligned} \int_{S_{b_n}^c} f_h(x) dx &= \mathbb{P}(S_{b_n}^c) + \int_{S_{b_n}^c} (K_{h_n} \star f_0 - f_0) dx \\ &= \mathbb{P}(S_{b_n}^c) + \int (K_{h_n} \star 1_{S_{b_n}^c}(x) - 1_{S_{b_n}^c}(x)) f_0(x) dx. \end{aligned}$$

The term in the left is bounded by cb_n^β as supposed in (H3). For the term in the right, define $S_{b_n, h_n} = \{y + h_n u : u \in [-1, 1]^d, y \in S_{b_n}\}$. Note that, by (H2), as soon as $x \notin S_{b_n, h_n}$, $K_{h_n} \star 1_{S_{b_n}^c}(x) = 1$, hence

$$|K_{h_n} \star 1_{S_{b_n}^c}(x) - 1_{S_{b_n}^c}(x)| \leq 1_{S_{b_n, h_n}}.$$

Moreover, for any $x \in S_{b_n, h_n}$, we have, by (H3), that

$$f_0(x) \leq \sup_{y \in S_{b_n}} \sup_{u \in [-1, 1]^d} f_0(y + h_n u) \leq b_n \sup_{y \in S_{b_n}} \sup_{u \in [-1, 1]^d} \frac{f_0(y + h_n u)}{f_0(y)} = b_n C,$$

hence, $1_{S_{b_n, h_n}} \leq 1_{f_0(x) \leq C b_n}$, leading to

$$\left| \int (K_{h_n} \star 1_{S_{b_n}^c}(x) - 1_{S_{b_n}^c}(x)) f_0(x) dx \right| \leq \int 1_{f_0(x) \leq C b_n} f_0(x) dx \leq (C b_n)^\beta.$$

□

Appendix C Parametric maximum likelihood estimator

In this section are reported some classical results on the maximum likelihood estimator of the density. When the model is well-specified, we need the consistency and the asymptotic normality of the estimated parameter θ_0 .

(A1) The set $\Theta \subset \mathbb{R}^q$ is compact. The model $\mathcal{P} = \{f_\theta : \theta \in \Theta\}$, a collection of densities on \mathbb{R}^d , is identifiable, i.e., for every $\theta_1 \neq \theta_2$ in Θ , $f_{\theta_1} \neq f_{\theta_2}$ and the envelop $F_\Theta(x) = \sup_{\theta \in \Theta} f_\theta(x)$ is such that $\mathbb{E}[\log(F_{\Theta, 1})] < +\infty$. There exists an \mathbb{R}^+ -valued measurable function $\dot{\ell}$ with $E\dot{\ell}(X_1)^2 < \infty$ for every $x \in \mathbb{R}^d$, for every θ_1 and θ_2 in Θ ,

$$|\log(f_{\theta_1}(x)) - \log(f_{\theta_2}(x))| \leq \dot{\ell}(x) \|\theta_1 - \theta_2\|_2.$$

There exists $\delta > 0$ such that the function $\dot{\ell} \times \sup_{\theta \in B(\theta_0, \delta)} f_\theta$ is bounded.

It follows from (A1) that the class of functions \mathcal{P} is Glivenko-Cantell [49, Theorem 2.7.11], i.e.,

$$\sup_{\theta \in \Theta} \left| n^{-1} \sum_{i=1}^n (\log(f_\theta(X_i)) - E[\log(f_\theta(X_1))]) \right| \rightarrow 0. \quad (20)$$

Whenever $f_0 \in \mathcal{P}$, it holds that $\hat{\theta}_n \rightarrow \theta_0$, in probability [31, Theorem 2.1] or [48, Lemma 5.35]. For now, asking the above Lipschitz condition to guarantee the Glivenko-Cantelli might seem a bit restrictive [31, Lemma 2.4], but this condition will also be required to derive asymptotic normality of $\hat{\theta}_n$ as well as to obtain uniform convergence (over $x \in \mathbb{R}^d$) of $f_{\hat{\theta}_n}(x)$ to $f_{\theta_0}(x)$. Indeed, we have that for any $\delta > 0$, with probability going to 1, $\hat{\theta}_n \in B(\theta_0, \delta)$. Hence, using the mean-value theorem, we find

$$|f_{\hat{\theta}_n}(x) - f_{\theta_0}(x)| \leq \|\hat{\theta}_n - \theta_0\|_2 \dot{\ell}(x) \sup_{\theta \in B(\theta_0, \delta)} f_{\theta}(x) \quad (21)$$

for every $x \in \mathbb{R}^d$. Conclude using that $\dot{\ell} \times \sup_{\theta \in B(\theta_0, \delta)} f_{\theta}$ is bounded and the convergence in probability of $\hat{\theta}_n$ to θ_0 .

(A2) The true parameter θ_0 an interior point of $\Theta \subset \mathbb{R}^q$. The model \mathcal{P} is differentiable in quadratic mean at θ_0 , i.e., there exists a measurable vector-valued function $\dot{\ell}_{\theta_0}$, with $E[\|\dot{\ell}_{\theta_0}(X_1)\|_2^2]$, such that

$$\int \left[\sqrt{f_{\theta}} - \sqrt{f_{\theta_0}} - \frac{1}{2}(\theta - \theta_0)^T \dot{\ell}_{\theta_0} \sqrt{f_{\theta_0}} \right]^2 d\lambda = o(\|\theta - \theta_0\|_2^2).$$

The matrix $\mathcal{I} = E[\dot{\ell}_{\theta_0}(X_1)\dot{\ell}_{\theta_0}(X_1)^T]$ is invertible.

As a consequence of the previous set of conditions [48, Lemma 5.39], we have

$$n^{1/2}(\hat{\theta}_n - \theta_0) = \mathcal{I}^{-1}n^{-1/2} \sum_{i=1}^n \dot{\ell}_{\theta_0}(X_i) + o_{\mathbb{P}}(1). \quad (22)$$

where $E[\dot{\ell}_{\theta_0}(X_1)] = 0$. In particular, it holds that $\sqrt{n}(\hat{\theta}_n - \theta_0) = O_{\mathbb{P}}(1)$.

Acknowledgments. The authors are grateful to Ingrid Van Keilegom, Anouar El Ghouch and Sylvie Huet for useful comments and references. The authors are also grateful to Christian Robert for some motivating remarks at the very beginning of this work.

References

- [1] H. Akaike. A new look at the statistical model identification. *Automatic Control, IEEE Transactions on*, 19(6):716–723, 1974.
- [2] M. G. Akritas. Pearson-type goodness-of-fit tests: the univariate case. *Journal of the American Statistical Association*, 83(401):222–230, 1988.
- [3] N. H. Anderson, P. Hall, and D. M. Titterton. Two-sample test statistics for measuring discrepancies between two multivariate probability density functions using kernel-based density estimates. *Journal of Multivariate Analysis*, 50(1):41–54, 1994.

- [4] K. P. Burnham and D. R. Anderson. *Model selection and multimodel inference: a practical information-theoretic approach*. Springer Science & Business Media, 2003.
- [5] S. X. Chen and I. Van Keilegom. A goodness-of-fit test for parametric and semi-parametric models in multiresponse regression. *Bernoulli*, 15(4):955–976, 2009.
- [6] G. Claeskens and N. L. Hjort. Goodness of fit via non-parametric likelihood ratios. *Scandinavian Journal of Statistics*, 31(4):487–513, 2004.
- [7] G. Claeskens and N. L. Hjort. *Model selection and model averaging*, volume 330. Cambridge University Press Cambridge, 2008.
- [8] R. B. D’Agostino and M. A. Stephens. *Goodness-of-Fit Techniques*. Marcel Dekker Inc., New York, 1986.
- [9] M. Delecroix, M. Hristache, and V. Patilea. On semiparametric M-estimation in single-index regression. *Journal of Statistical Planning and Inference*, 136(3):730–769, 2006.
- [10] J. Durbin. Weak convergence of the sample distribution function when parameters are estimated. *The Annals of Statistics*, 1(2):279–290, 1973.
- [11] U. Einmahl and D. M. Mason. An empirical process approach to the uniform consistency of kernel-type function estimators. *J. Theoret. Probab.*, 13(1):1–37, 2000.
- [12] J. Faraway. Implementing semiparametric density estimation. *Statistics and Probability Letters*, 10(2):141–143, 1990.
- [13] C. Genest and A. Favre. Everything you always wanted to know about copula modeling but were afraid to ask. *Journal of Hydrologic Engineering*, 12(4):347–368, 2007.
- [14] C. Genest, K. Ghoudi, and L. P. Rivest. A semiparametric estimation procedure of dependence parameters in multivariate families of distributions. *Biometrika*, 82(3):543–552, 1995.
- [15] E. Giné and A. Guillaou. Rates of strong uniform consistency for multivariate kernel density estimators. *Ann. Inst. H. Poincaré Probab. Statist.*, 38(6):907–921, 2002.
- [16] U. Grenander. *Abstract inference*. John Wiley & Sons, Inc., New York, 1981.
- [17] J. Habbema, J. D. F. Hermans and K. Van Den Broeck. *A stepwise discriminant analysis program using density estimation*. Physica Verlag, Vienna, 1974.
- [18] P. Hall. On Kullback-Leibler loss and density estimation. *The Annals of Statistics*, 15(4):1491–1519, 1987.
- [19] N. L. Hjort and M. C. Jones. Locally parametric nonparametric density estimation. *The Annals of Statistics*, pages 1619–1647, 1996.

- [20] N. L. Hjort, I. W. McKeague, and I. Van Keilegom. Hybrid combinations of parametric and empirical likelihoods. *To appear in statistica sinica*, 2017.
- [21] M. a. D. Jiménez-Gamero and J. C. Pardo-Fernández. Empirical characteristic function tests for GARCH innovation distribution using multipliers. *J. Stat. Comput. Simul.*, 87(10):2069–2093, 2017.
- [22] H. Joe. *Dependence Modeling with Copulas*. Chapman & Hall, 2014.
- [23] K. Kamary, K. Mengersen, C. P. Robert, and J. Rousseau. Testing hypotheses via a mixture estimation model. *arXiv preprint arXiv:1412.2044*, 2014.
- [24] I. Kojadinovic and J. Yan. Goodness-of-fit testing based on a weighted bootstrap: a fast large-sample alternative to the parametric bootstrap. *Can J Statistics*, 40(3):480–500, 2012.
- [25] S. S. M. Lee and M. Soleymani. A simple formula for mixing estimators with different convergence rates. *Journal of the American Statistical Association*, 110(512):1463–1478, 2015.
- [26] J. S. Marron. An asymptotically efficient solution to the bandwidth problem of kernel density estimation. *The Annals of Statistics*, 13(3):1011–1023, 1985.
- [27] J. S. Marron. A comparison of cross-validation techniques in density estimation. *The Annals of Statistics*, 15(1):152–162, 1987.
- [28] S. A. Murphy. Consistency in a proportional hazards model incorporating a random effect. *The Annals of Statistics*, 22(2):712–731, 1994.
- [29] P. A. Murtaugh. In defense of p values. *Ecology*, 95(3):611–617, 2014.
- [30] R. B. Nelsen. *An introduction to copulas*. Springer, 2006.
- [31] W. K. Newey and D. McFadden. Large sample estimation and hypothesis testing. *Handbook of econometrics*, 4:2111–2245, 1994.
- [32] D. Nolan and D. Pollard. U -processes: rates of convergence. *The Annals of Statistics*, 15(2):780–799, 1987.
- [33] I. Olkin and C. H. Spiegelman. A semiparametric approach to density estimation. *Journal of the American Statistical Association*, 82(399):858–865, 1987.
- [34] D. Pollard. Asymptopia. *Unpublished book*, 2000.
- [35] F. Portier and J. Segers. On the weak convergence of the empirical conditional copula under a simplifying assumption. *arXiv preprint arXiv:1511.06544*, 2015.
- [36] M. Rahman, R. J. Beaver, and D. V. Gokhale. A note on estimating the combining constant in semiparametric density estimation. *Brazilian Journal of Probability and Statistics*, 11(1):37–50, 1997.

- [37] M. Rudemo. Empirical choice of histograms and kernel density estimators. *Scandinavian Journal of Statistics*, 9(2):65–78, 1982.
- [38] M. J. Schervish. P values: what they are and what they are not. *The American Statistician*, 50(3):203–206, 1996.
- [39] E. F. Schuster and G. G. Gregory. On the nonconsistency of maximum likelihood nonparametric density estimators. In *Computer Science and Statistics: Proceedings of the 13th Symposium on the Interface*, pages 295–298. Springer, 1981.
- [40] G. Schwarz. Estimating the dimension of a model. *The Annals of Statistics*, 6(2):461–464, 1978.
- [41] S. J. Sheather and M. C. Jones. A reliable data-based bandwidth selection method for kernel density estimation. *Journal of the Royal Statistical Society series B*, 53(3):683–690, 1991.
- [42] B. W. Silverman. *Density estimation for statistics and data analysis*. Chapman & Hall, 1998.
- [43] M. Soleymani and S. M. S. Lee. A bootstrap procedure for local semiparametric density estimation amid model uncertainties. *Journal of Statistical Planning and Inference*, 153:75–86, 2014.
- [44] C. J. Stone. An asymptotically optimal window selection rule for kernel density estimates. *The Annals of Statistics*, 12(4):1285–1297, 1984.
- [45] W. Stute, W. G. Manteiga, and M. P. Quindimil. Bootstrap based goodness-of-fit-tests. *Metrika*, 40(1):243–256, 1993.
- [46] M. Talamakrouni, A. El Ghouch, and I. Van Keilegom. Parametrically guided local quasi-likelihood with censored data. *Electronic Journal of Statistics*, 11(2):2773–2799, 2017.
- [47] A. van der Vaart and J. A. Wellner. Preservation theorems for Glivenko-Cantelli and uniform Glivenko-Cantelli classes. In *High dimensional probability II*, pages 115–133. Springer, 2000.
- [48] A. W. van der Vaart. *Asymptotic statistics*. Cambridge University Press, Cambridge, 1998.
- [49] A. W. van der Vaart and J. A. Wellner. *Weak convergence and empirical processes. With applications to statistics*. Springer-Verlag, New York, 1996.
- [50] Q. H. Vuong. Likelihood ratio tests for model selection and non-nested hypotheses. *Econometrica*, 57(2):307–333, 1989.
- [51] M. P. Wand and M. C. Jones. Multivariate plug-in bandwidth selection. *Computational Statistics*, 9(2):97–116, 1994.

- [52] R. L. Wasserstein and N. A. Lazar. The ASA's statement on p-values: context, process, and purpose, 2016.