

# HGR-Net: A Two-stage Convolutional Neural Network for Hand Gesture Segmentation and Recognition

Amirhossein Dadashzadeh , Alireza Tavakoli Targhi, and Maryam Tahmasbi

Department of Computer Science, Shahid Beheshti University, Tehran, Iran

a.dadashzade@mail.sbu.ac.ir, a.tavakoli@sbu.ac.ir, m.tahmasbi@sbu.ac.ir

## Abstract

Robust recognition of hand gesture in real-world applications is still a challenging task due to the many aspects such as cluttered backgrounds and uncontrolled environment factors. In most existing methods hand segmentation is a primary step for hand gesture recognition, because it reduces redundant information from the image background, before passing them to the recognition stages. Therefore, in this paper we propose a two-stage deep convolutional neural network (CNN) architecture called HGR-Net, where the first stage performs accurate pixel-level semantic segmentation into hand region and the second stage identifies hand gesture style. The segmentation stage architecture is based on the combination of fully convolutional deep residual neural network and atrous spatial pyramid pooling. Although the segmentation sub-network is trained without using depth information, it is robust enough against challenging situations such as changes in the lightning and complex backgrounds. In the recognition stage a two-stream CNN is used to obtain the best classification score. We also apply an effective data augmentation technique for maximizing the generalization capability of HGR-Net. Extensive experiments on public hand gesture datasets show that our deep architecture achieves prominent performance in segmentation and recognition for static hand gestures.

## 1 Introduction

In the present world, people prefer more natural and easy ways to communicate with machines. Gestures are an integral part of social interaction which can help us to convey information and express our thoughts and feelings more ef-

fectively. Among different gestures, hand gestures are a powerful way of communication. They can enable intuitive and natural mean of communication between humans, hence they can be best suited for interaction between human and machines [3]. Therefore, recognizing hand gestures becomes an active area of research in visual pattern analysis which can be applied in a wide range of applications including human computer interaction, sign language communication [1], assistive systems, virtual-reality [2] and more.

The proposed approaches for Hand Gesture Recognition (HGR) can be divided into two types of gestures: static and dynamic. Static hand gesture is based on shape and appearance of hand without any movement during the gesturing period, otherwise if a movement is present it is called dynamic hand gesture. Unlike device-based approaches [4] that use wearable devices to identify hand gesture, vision-based approaches can enable a contact-free and affordable HGR system. These methods require only one or more cameras for capturing images or video frame sequences to analyze gesture style using computer vision and machine learning techniques. The accessibility of fast computing and advancements in computer vision algorithms have resulted in significant growth in the development of vision-based HGR systems. However, vision-based methods have poor performance against challenging situations such as cluttered backgrounds and varying lighting conditions. Due to these limitations designing a vision-based algorithm for HGR task has become a challenging and difficult problem.

In the last few years deep learning models have achieved great success in a wide range of computer vision tasks such as image classification [5] and semantic segmentation [6, 22]. These successes have motivated many researchers to develop HGR systems based on deep learning algorithms to overcome the limitations of traditional methods.

In this paper, we introduce an effective way to develop a robust HGR system using deep learning. According to the intuition of [7], the performance of object recognition problem improves by a high quality image segmentation preprocessing. Because after segmenting an image for a specific object, the recognition stage will not deal with any redundant information outside the object. For this purpose, we design a deep Convolutional Neural Network (CNN) architecture called HGR-Net that consists of two stages for segmentation and recognition of hand gestures.

In terms of hand segmentation problem, one of the tough challenges for all researchers is distinguishing hand region from the complex background (especially when the background color is similar to skin color). On the other hand, an efficient solution for hand segmentation in challenging situations is now to use depth cameras such as Time-Of-Flight cameras and Microsoft’s Kinect [32]. However the use of depth cameras might not be suitable in all environments, especially in outdoor scenarios. Therefore, in this paper we address the problem of hand segmentation without the help of depth information. So, in the first stage of HGR-Net, we employ an effective hand segmentation architecture based on fully convolutional residual network. We also improve the segmentation accuracy using an Atrous Spatial Pyramid Pooling (ASPP) module which applied on top of this stage, and involves concatenation of multi-scale information. The second stage of HGR-Net is considered for recognition task which uses the output of the segmentation sub-network. Since the hand segmentation performance might not be robust in all of the challenging situations, it is not reasonable to directly feed the result of segmentation sub-network into the recognition stage. For this reason, we design a two-stream CNN for the second stage. This stage extracts features from both of the raw image and segmented image, and then fuses them to obtain best recognition accuracy. In order to greatly improve generalization of HGR-Net, we present an efficient data augmentation strategy by employing online data augmentation and offline data augmentation.

We evaluate the proposed method on HGR1 [8] and OUHANDS [9] datasets. Our experiments demonstrate that by using a robust hand segmentation architecture along with an efficient data augmentation technique, we are able to build a robust HGR system which has good performance in uncontrolled and unseen scenarios. The overall contributions of our work can be summarized as:

- We propose a two-stage convolutional neural network architecture, customized to segmentation and recognition for static hand gestures.
- We show that the hand segmentation sub-network is robust enough against challenging situations even when the background color is similar to skin color.

- We show that the results of hand segmentation sub-network has a large impact on recognition accuracy.
- We employ an efficient data augmentation strategy to maximize the generalization capability of HGR-Net.

The rest of this paper is organized in the following manner. In Section 2 we describe related work. In Section 3 we explain the methodology of the HGR-Net. The experimental results are discussed in Section 4 and finally conclusion is given in Section 5.

## 2 Related Works

In this section, related works on hand segmentation and static hand gesture recognition are briefly reviewed.

### 2.1 Hand segmentation

One of the primary and effective steps in most HGR systems is the identification of hand region in the image, called hand segmentation. In recent years, skin segmentation has been widely used by several approaches for hand segmentation [29]. Among previous works on skin segmentation, color-based methods has been popular. Many of these methods applied simple threshold-based techniques on different color spaces to achieve the best skin segmentation accuracy [30, 31]. Another kind of approaches for skin and hand segmentation are based on machine learning techniques [12, 13, 14, 15, 16]. These methods use a classifier trained on the training set of skin (hand) and non-skin (background) classes. One of the popular method based on machine learning technique is the Bayesian classifier. Jones and Rehg [14] utilized Bayesian classifier with a histogram technique for skin segmentation purpose. As recent approaches, [17, 18] focused on spatial analysis in skin segmentation. The proposed method in [18] provides better segmentation result than [17] by exploiting the textural features extracted from the skin probability maps, and applying them in spatial analysis scheme.

One of major drawback of previous approaches is that they are not able to produce good results when the background color is similar to skin color. To solve this problem, some researchers proposed methods based on movement of hand [19, 20]. But these methods only work well in controlled conditions, i.e. when the hand is moving and background or camera are fixed.

In order to overcome limitations of previous approaches many researchers preferred to use depth information obtained by a depth camera [26, 27, 28]. For instance, Kang *et al.* [28] proposed a two-stage random decision forest (RDF) method for hand segmentation using depth images. However depth-based methods are not suitable for use in outdoor environments.

In this paper, we propose to conduct hand segmentation without the help of depth information. In this way, we designed a deep learning based hand segmentation architecture which is robust enough against challenging situations. The architecture of this network is inspired by the state-of-the-art work in semantic segmentation task proposed by [21]. A survey of the various deep learning based semantic segmentation methods is presented in [22].

## 2.2 Hand gesture recognition

Numerous vision-based methods for recognizing static hand gestures have been proposed over the years. In most of these methods segmented hand gestures are fed to a classifier such as support vector machines (SVM) and neural network [23, 24, 2]. In the work by Pisharady *et al.* [23] the authors proposed an algorithm for recognizing hand gestures against cluttered backgrounds. This algorithm utilizes a Bayesian model of visual attention to segment hand region from the background. Then an SVM classifier is used to classify hand gestures using the shape and texture features of the hand region. Nalepa *et al.* [33] proposed a method using a parallel algorithm for hand shape classification which performed in real-time over the segmented hand gestures. In this method in order to increase the classification score, the authors combine the shape contexts [34] with the appearance-based techniques. HGR approaches are not limited to hand segmentation as an initial step. In other word, there are various methods for HGR problem which do not employ hand segmentation algorithms [35, 36, 37]. For example, Santi *et al.* [37] proposed a method which uses specific orientation histogram features for neural network based classification.

Amongst deep learning based approaches, Oyedotun and Khashman [38] utilized a CNN and stacked denoising auto-encoder (SDAE) for recognizing 24 American Sign Language (ASL) hand gestures. Liang *et al.* [39] proposed a multi-view framework for recognizing hand gestures using point cloud. They used CNNs as feature extractors and finally employed an SVM classifier to classify hand gestures. Mohanty *et al.* [40] utilized a simple CNN with two convolutions and two pooling layers for classification hand gestures.

There exists some efforts that used depth cameras to handle HGR problem [10, 11]. In [10] the authors mixed depth features and skeletal data descriptors using Leap Motion and Kinect devices. An SVM classifier with Gaussian Radial Basis Function (RBF) kernel are then used to recognize the performed gestures. Among previous works mentioned in this section, depth-based methods have better performance in uncontrolled environments due to using depth cameras which provide accurate hand segmentation results. But, as we mentioned before using depth cameras has its

own disadvantage and limitation.

In this work we decide to develop a robust HGR system for real-world scenarios. The advantage of our work is that, it is independent of depth information or extra devices. However our experiments show that our method has good performance against uncontrolled and challenging situation.

## 3 Methodology

Here, we describe the architecture of the HGR-Net which consists of two stages: hand segmentation sub-network in the first stage and gesture recognition sub-network in the second stage, as illustrated in Fig. 1. The raw image is firstly segmented into hand region. Then the segmented image and the raw image feed into the second stage to identify gesture style. We explain each stage of the HGR-Net in Section 3.1 and 3.2 with more detail.

### 3.1 Hand segmentation sub-network

Currently most deep learning techniques which were successfully used in semantic segmentation problem are based on Fully Convolutional Network (FCN) [6, 21]. The main idea in FCN-based methods is that they remove fully-connected layers to create an efficient end-to-end learning algorithm. In this work we take advantage of this idea to build a powerful deep model for hand segmentation which consists of two parts: (1) a deep fully convolutional residual network for learning useful representation (2) an Atrous Spatial Pyramid Pooling (ASPP) module to capture multi-scale information. These techniques significantly improve the hand segmentation performance in challenging situation. Next we explain each part in more detail.

**Fully convolutional residual network:** Theoretically increasing network depth should increase the capacity and representation of the network. However in practice this is impossible due to many limitations such as risk of overfitting, vanishing in gradient and difficulty in optimization. So, increasing network layers to make a deeper network does not work by simply stacking layers together. In order to overcome these issues we use residual learning technique which was proposed in ResNet [41]. This technique allows gradients to flow across multiple layers during the training process. Therefore, we use residual learning technique to make a CNN with 28 convolution layers which provides a powerful representational ability for hand segmentation. The architecture of this CNN contains one convolution layer (contains 16 filters of size  $7 \times 7$ ) and three residual groups. As illustrated in Table 1 each of these groups contains three building blocks which are stacked together. Specifically each building block contains

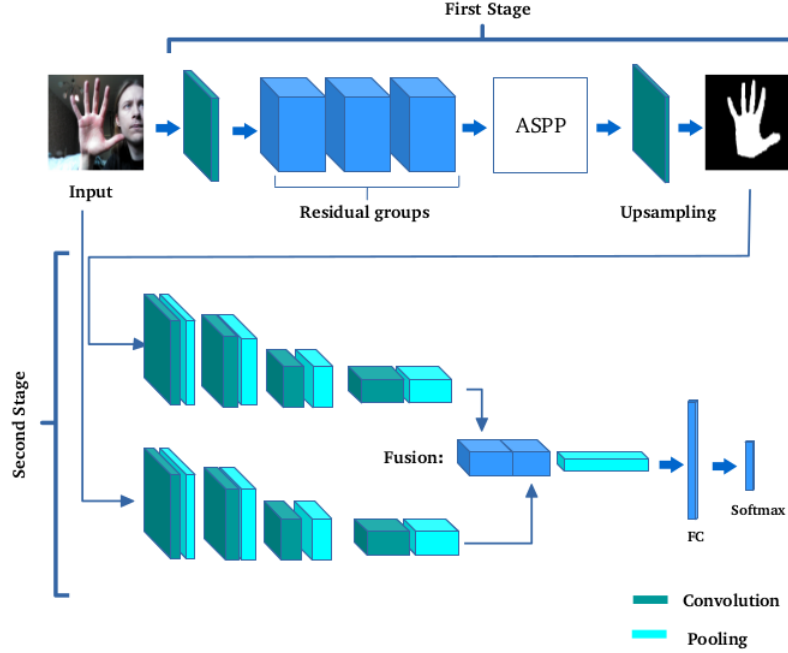


Figure 1: In the first stage for a given input image, a fully convolutional residual network with an Atrous Spatial Pyramid Pooling (ASPP) module are used to segment hand region from the background. In the second stage a two-stream CNN is utilized to identify gesture style.

Table 1 Our fully convolutional residual network architecture with 28 convolution layers which utilized in the first stage of the HGR-Net. Each residual group (ResGroup) consists of three building blocks which are stacked together. The building blocks are shown in brackets.

layer name	output shape	layers
input	$320 \times 320 \times 3$	
convolution	$320 \times 320 \times 16$	
ResGroup1	$320 \times 320 \times 32$	$\begin{bmatrix} 1 & 1 & 8 \\ 3 & 3 & 8 \\ 1 & 1 & 32 \end{bmatrix} \times 3$
ResGroup2	$160 \times 160 \times 64$	$\begin{bmatrix} 1 & 1 & 16 \\ 3 & 3 & 16 \\ 1 & 1 & 64 \end{bmatrix} \times 3, \text{ stride}=2$
ResGroup3	$80 \times 80 \times 128$	$\begin{bmatrix} 1 & 1 & 32 \\ 3 & 3 & 32 \\ 1 & 1 & 128 \end{bmatrix} \times 3, \text{ stride}=2$

three convolution layers, and after each convolution layer a batch normalization method [42] is used before a ReLU nonlinearity layer. The core idea of ResNet called “identity shortcut connection” is utilized in each of these building blocks. Also the downsampling operation is performed by convolution with a stride of 2.

**Atrous Spatial Pyramid Pooling:** Recently Atrous Spatial Pyramid Pooling (ASPP) has been used successfully in semantic segmentation task [21]. ASPP exploits multi-scale information by using atrous convolutions

with different rates. The ASPP module that we use in this paper consists of one  $1 \times 1$  convolution and four  $3 \times 3$  convolutions with atrous rates of 1, 3, 6, 12 and 18 respectively (all with 32 filters). The five feature maps are then concatenated and feed to a  $1 \times 1$  convolution layer. The architecture of this module is shown in Fig. 2.

Finally, we apply a simple bilinear upsampling along with the sigmoid output to upsample the output of ASPP module to the input image size and get the final per-pixel prediction.

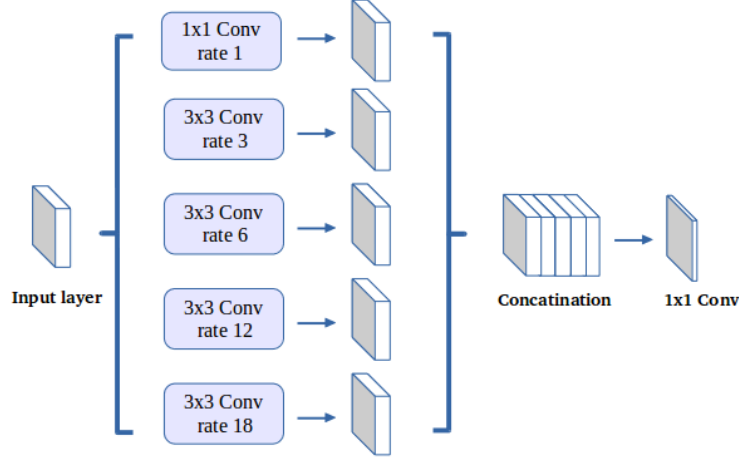


Figure 2: The structure of Atrous Spatial Pyramid Pooling (ASPP) module with 5 parallel operations. The concatenated feature maps are fed to a  $1 \times 1$  convolution layer to get the final one-channel feature map.

### 3.2 Hand gesture recognition sub-network

As we mentioned in Section 1, the presence of a robust hand segmentation algorithm can facilitate the recognition task and improve its performance. Also it is not reasonable to directly feed the results of the segmentation algorithm into the recognition stage. Therefore, in this stage we prefer to design a two-stream CNN where one stream extracts features from raw image and the other stream extracts features from the segmented image. Then we fuse the two streams at the last pooling layer. As can be seen from Fig. 1 each stream consists of four convolution layers, and all of these layers are  $3 \times 3$  convolutions with 16, 32, 64 and 128 filters respectively. We also apply atrous rates [43] into the convolution layers with  $rates = (1, 2, 2, 3)$  which allow to increase the filter’s field of view without increasing the number of parameters. We use  $3 \times 3$  max-pooling downsampling after each convolution layer and ReLU non-linearity layer. Finally, we get 256 feature maps of size  $1 \times 1$  after a fusion layer and a  $3 \times 3$  max-pooling operation. Later, these feature maps feed to a dense layer and a softmax layer respectively. The output of the softmax layer is a categorical probability distribution which demonstrates the probability of each class.

## 4 Experimental

We introduce the datasets in Section 4.1. In Section 4.2 we explain the details for training the network. Then we present the data augmentation strategy in Section 4.3. The experimental results for hand segmentation and hand gesture recognition can be found in Section 4.4 and Section 4.5 respectively.

### 4.1 dataset

Standard hand gesture datasets are essential for the reliable evaluation of HGR algorithms. Currently, there are few publicly available datasets for static hand gestures that include both segmentation ground truth information and clutter in the background. For instance some hand gesture datasets such as Kinect Leap [10] or Senz3D [11] contain complex background and face-hand occlusion. But, these datasets lack the segmentation ground truth and do not provide sufficient number of subjects.

In this work we evaluate our proposed method on two public datasets including OUHANDS dataset [9] and HGR1 dataset [8]. Each of these datasets has segmentation ground truth, hence they are suitable for hand segmentation purpose. The two datasets are detailed in the following.

**OUHANDS.** The dataset contains 10 different hand gestures from 23 subjects, which is split into three, training, validation and testing sets with 1200, 400 and 1000 RGB images respectively. So, it is hence well suited for machine learning approaches. Also the images were captured under very challenging situation such as variety in illumination, complex background, face-hand occlusion, and also the gestures have various hand shapes and sizes. In addition this dataset is useful for evaluation of hand segmentation algorithms, as it contains segmentation ground truth.

**HGR1.** The dataset contains 899 RGB images belonging to 12 individuals and 25 different gestures which collected under uncontrolled background. HGR1 is a small dataset and also it is not very challenging for HGR problem, hence this dataset can not evaluate our HGR model perfectly. However we use this dataset for comparing our hand segmentation method with other existing methods.



## 4.2 Training Network

The Keras open-source deep learning library [45] with the backend of tensorflow [44] is used to implement the proposed method. We trained our HGR-Net in two phases. In the first phase we trained the segmentation sub-network, and in the second phase we fixed the pre-trained sub-network parameters and then trained the whole network. For each phase we selected cross-entropy loss as the cost functions:  $L(t, p) = -\sum t(x)\log(p(x))$ , where  $t$  and  $p$  corresponding to prediction and target. The adam optimization algorithm [46] is used for both phases. The learning rate is initialized as 0.001, and  $\beta_1 = 0.9$  and  $\beta_2 = 0.999$ . We used batch sizes of 8 and 2 for the first and the second phases respectively. We also applied dropout [5] (with  $p = 0.2$ ) before the softmax layer. The proposed framework has been trained using an Nvidia GTX 1080TI GPU with 3.00GHz 4-core CPU and 16GB RAM. The training phases take around 6 hours and 7 hours for the first phase and the second phase respectively. Maximum number of epochs were fixed at 250 for each phase. Also our trained HGR-Net takes roughly 30ms for  $320 \times 320$  input RGB image. This shows that the HGR-Net can be suitable for real time implementation.

## 4.3 Data augmentation

The best way to make a machine learning model generalize better is to train it on more data [47]. The OUHANDS dataset [9] contains only 1200 training images, while for an HGR problem with 10 classes using this small training set is prone to overfitting. In order to significantly reduce the HGR generalization error and avoid overfitting, we employ an efficient data augmentation strategy including offline data augmentation and online data augmentation. In offline data augmentation we generate additional images for OUHANDS training set by zooming (10%-15%) and translation vertically or horizontally (10%-15%). By this operations we increased training set by 4 times before training process. To further reduce the HGR generalization error, we applied an online data augmentation technique. In this way, we augmented data during training process. The online data augmentation consists of four operations: rotation ( $0^\circ$ - $35^\circ$ ), translation vertically or horizontally (0%-10%), shearing transformation (0%-10%) and zooming (0%-10%). All of these operations are randomly performed inside the images for each epoch. Note that we do not use data augmentation on OUHANDS dataset for hand segmentation task.

## 4.4 Experiments on hand segmentation

We evaluated the performance of the hand segmentation sub-network on OUHANDS [9] and HGR1 [8] datasets. To

Table 2 Segmentation results on OUHANDS testing set. The baseline network is fully convolutional residual network (Section 3.1).

Method	F-score
baseline	0.9529
<b>baseline+ASPP</b>	<b>0.9630</b>

carry out a quantitative comparison of accuracy of the proposed method, we measure F-score which is the equally weighted average of the Precision and Recall [48]. it follows:

$$\text{Precision} = \frac{\text{tp}}{\text{tp} + \text{fp}} \quad (1)$$

$$\text{Recall} = \frac{\text{tp}}{\text{tp} + \text{fn}} \quad (2)$$

$$\text{F-score} = 2 \times \frac{\text{Precision} \times \text{Recall}}{\text{Precision} + \text{Recall}} \quad (3)$$

where tp = true positive, fp = false positive and fn = false negative. We trained and tested hand segmentation sub-network on OUHANDS dataset with and without the ASPP module. As shown in Table 2, ASPP improves the hand segmentation performance. By observing Fig. 3, it is evident that our hand segmentation architecture is robust enough against illumination changes and complex background, even when the background contains face.

We also compared our hand segmentation performance with the performance of three existing methods which had good accuracy on HGR1 dataset. For evaluating our method on HGR1 we used 3-fold cross validation. In each fold we considered 599-600 images for training and 300 images for testing. We also performed offline data augmentation (Section 4.3) on each training set and increased them by 4 times. The performance comparison are shown in Table 3 and Fig. 4, it is clear that the proposed method provides the best hand segmentation performance compared to the other methods.

Table 3 Results on HGR1 dataset.

Method	F-score
<b>propose method</b>	<b>0.9825</b>
Kawulok <i>et al.</i> [18]	0.9562
Kawulok [17]	0.9086
Jones and Rehg [14]	0.9031




Figure 3: Examples of segmentation results on OUHANDS testing set. (a) Input image, (b) Segmentation ground truth, (c) Segmentation predicted by the hand segmentation sub-network, (d) Differences.




Figure 4: Comparison of segmentation results (binarized masks) on HGR1 dataset. It is clear that previous methods fail to segment hand gesture when the background color is close to skin color. (a) Input image, (b) Segmentation ground truth, (c) Jones and Rehg [14], (d) Kawulok *et al.* [18], (e) Kawulok [17], (f) proposed method. Note that these images are not training images.

#### 4.5 Experiments on hand gesture recognition

We finally evaluated our HGR-Net for the task of hand gesture recognition on OUHANDS dataset. Table 4 shows the classification scores for training and validation with different forms of data augmentation. We also used F-score to calculate the test accuracy. As it is evident in Table 4, on-line data augmentation provides higher test accuracy than

offline, but the highest test accuracy is achieved when we trained the HGR-Net using both online and offline data augmentation. These results confirm that our data augmentation strategy reduces overfitting during the training process and improves the generalization of the HGR-Net.

To evaluate how much the hand segmentation stage improves the recognition accuracy, we investigated the performance of the HGR-Net in different settings. As we de-

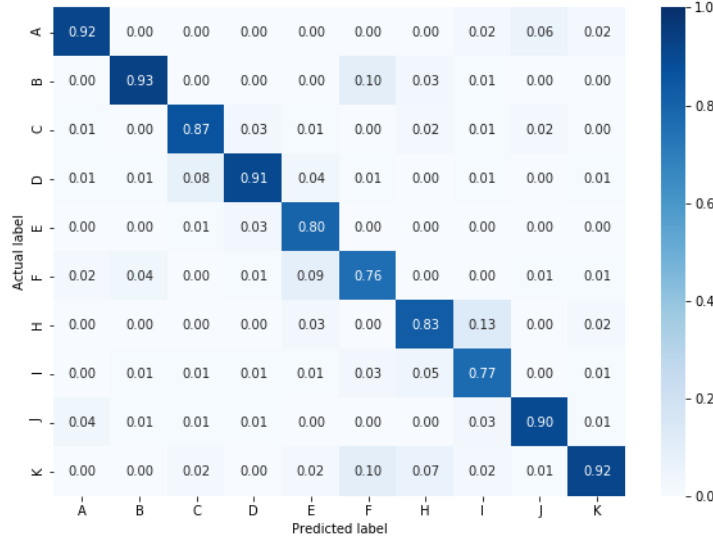


Figure 5: Confusion matrix of the proposed method for hand gesture recognition task on OUHANDS testing set.

Table 4 Evaluation of HGR-Net for hand gesture recognition task with different forms of data augmentation.

Data augmentation	Train	Validation	Test
None	0.9999	0.9500	0.7725
Online	0.9606	0.9312	0.8425
Offline	0.9921	0.9547	0.7986
Online + Offline	0.9483	0.9475	<b>0.8646</b>

scribed in Section 3.2 we use a two-stream CNN in the second stage. In this part, the second stream of the second stage, with the input of the raw image, is selected as the baseline network. As listed in Table 5, it is clear that the performance of the hand segmentation stage has a large impact on recognition accuracy. Our method also achieved better validation score compared to the baseline method [37] used in [9]. The results are illustrated in Table 5.

Fig. 5 shows the confusion matrix of the proposed HGR-Net for hand gesture recognition task with the best setting on OUHANDS testing set. The column index and row index denote the predicted results and the target classes, respectively.

## 5 Conclusions

In this paper we have developed a deep learning based HGR system with a new strategy, by using a two-stage CNN architecture. In order to improve the HGR performance we

Table 5 Evaluation of HGR-Net for hand gesture recognition task with different settings. “SB” denotes our hand segmentation baseline network that is fully convolutional residual network (Section 3.1). Note that the baseline network is an one-stream CNN and also the data augmentation strategy is used for all of the settings.

Method	Train	Validation	Test
Baseline	0.9635	0.8275	0.7226
Baseline+SB	0.9323	0.9139	0.8600
Baseline+SB+ASSP	0.9483	<b>0.9475</b>	<b>0.8604</b>
P.Sangi <i>et al.</i> [37]	N/A	0.8325	N/A

focused on the hand segmentation problem as an effective step in vision-based HGR methods. For this purpose, we proposed a hand segmentation architecture in the first stage of the network. Since we did not use depth information, the experimental results showed that our hand segmentation sub-network is robust against challenging situations, even when the background color is similar to skin color. We also designed a two-stream CNN for the second stage of the network which extracts useful features from raw and segmented images to obtain high classification accuracy. Moreover, we took advantage of an efficient data augmentation technique in two forms of online and offline. This strategy significantly improved generalization of the HGR model. We evaluated the proposed method on both the challenging OUHANDS dataset and the HGR1 dataset and we reported the highest accuracy in segmentation and recognition for static hand gestures.



## References

- [1] Starner, T., Weaver, J., & Pentland, A. (1998). Real-time american sign language recognition using desk and wearable computer based video. *IEEE Transactions on Pattern Analysis and Machine Intelligence*, 20(12), 1371-1375.
- [2] Xu, D. (2006, August). A neural network approach for hand gesture recognition in virtual reality driving training system of SPG. In *Pattern Recognition, 2006. ICPR 2006. 18th International Conference on* (Vol. 3, pp. 519-522). IEEE.
- [3] Rautaray, S. S., & Agrawal, A. (2015). Vision based hand gesture recognition for human computer interaction: a survey. *Artificial Intelligence Review*, 43(1), 1-54.
- [4] Dipietro, L., Sabatini, A. M., & Dario, P. (2008). A survey of glove-based systems and their applications. *IEEE Transactions on Systems, Man, and Cybernetics, Part C (Applications and Reviews)*, 38(4), 461-482.
- [5] Krizhevsky, A., Sutskever, I., & Hinton, G. E. (2012). Imagenet classification with deep convolutional neural networks. In *Advances in neural information processing systems* (pp. 1097-1105).
- [6] Long, J., Shelhamer, E., & Darrell, T. (2015). Fully convolutional networks for semantic segmentation. In *Proceedings of the IEEE conference on computer vision and pattern recognition* (pp. 3431-3440).
- [7] Malisiewicz, T., & Efros, A. A. (2007). Improving spatial support for objects via multiple segmentations. <http://repository.cmu.edu/robotics/280>
- [8] <http://sun.aei.polsl.pl/~mkawulok/gestures/>
- [9] Matilainen, M., Sangi, P., Holappa, J., & Silvén, O. (2016, December). OUHANDS database for hand detection and pose recognition. In *Image Processing Theory Tools and Applications (IPTA), 2016 6th International Conference on* (pp. 1-5). IEEE.
- [10] Marin, G., Dominio, F., & Zanuttigh, P. (2014, October). Hand gesture recognition with leap motion and kinect devices. In *Image Processing (ICIP), 2014 IEEE International Conference on* (pp. 1565-1569). IEEE.
- [11] Minto, L., & Zanuttigh, P. (2015). Exploiting silhouette descriptors and synthetic data for hand gesture recognition.
- [12] Greenspan, H., Goldberger, J., & Eshet, I. (2001). Mixture model for face-color modeling and segmentation. *Pattern Recognition Letters*, 22(14), 1525-1536.
- [13] Han, J., Award, G. M., Sutherland, A., & Wu, H. (2006, April). Automatic skin segmentation for gesture recognition combining region and support vector machine active learning. In *Automatic Face and Gesture Recognition, 2006. FGR 2006. 7th International Conference on* (pp. 237-242). IEEE.
- [14] Jones, M. J., & Rehg, J. M. (2002). Statistical color models with application to skin detection. *International Journal of Computer Vision*, 46(1), 81-96.
- [15] Bhoyar, K. K., & Kakde, O. G. (2010). Skin color detection model using neural networks and its performance evaluation. In *Journal of computer science*.
- [16] Khan, R., Hanbury, A., Stttinger, J., & Bais, A. (2012). Color based skin classification. *Pattern Recognition Letters*, 33(2), 157-163.
- [17] Kawulok, M. (2013, April). Fast propagation-based skin regions segmentation in color images. In *Automatic Face and Gesture Recognition (FG), 2013 10th IEEE International Conference and Workshops on* (pp. 1-7). IEEE.
- [18] Kawulok, M., Kawulok, J., & Nalepa, J. (2014). Spatial-based skin detection using discriminative skin-presence features. *Pattern Recognition Letters*, 41, 3-13.
- [19] Peng, X., Wang, L., Cai, Z., & Qiao, Y. (2014, September). Action and gesture temporal spotting with super vector representation. In *Workshop at the European Conference on Computer Vision* (pp. 518-527). Springer, Cham.
- [20] Zabulis, X., Baltzakis, H., & Argyros, A. A. (2009). Vision-Based Hand Gesture Recognition for Human-Computer Interaction. *The universal access handbook*, 34, 30.
- [21] Chen, L. C., Papandreou, G., Schroff, F., & Adam, H. (2017). Rethinking atrous convolution for semantic image segmentation. *arXiv preprint arXiv:1706.05587*.
- [22] Guo, Y., Liu, Y., Georgiou, T., & Lew, M. S. (2017). A review of semantic segmentation using deep neural networks. *International Journal of Multimedia Information Retrieval*, 1-7.
- [23] Pisharady, P. K., Vadakkepat, P., & Loh, A. P. (2013). Attention based detection and recognition of hand postures against complex backgrounds. *International Journal of Computer Vision*, 101(3), 403-419.
- [24] Dardas, N. H., & Georganas, N. D. (2011). Real-time hand gesture detection and recognition using bag-of-features and support vector machine techniques.

- IEEE Transactions on Instrumentation and measurement, 60(11), 3592-3607.
- [25] Zuo, H., Fan, H., Blasch, E., & Ling, H. (2017). Combining convolutional and recurrent neural networks for human skin detection. *IEEE Signal Processing Letters*, 24(3), 289-293.
- [26] Qian, C., Sun, X., Wei, Y., Tang, X., & Sun, J. (2014). Realtime and robust hand tracking from depth. In *Proceedings of the IEEE conference on computer vision and pattern recognition* (pp. 1106-1113).
- [27] Shotton, J., Fitzgibbon, A., Cook, M., Sharp, T., Finocchio, M., Moore, R., ... & Blake, A. (2011, June). Real-time human pose recognition in parts from single depth images. In *Computer Vision and Pattern Recognition (CVPR), 2011 IEEE Conference on* (pp. 1297-1304). Ieee.
- [28] Kang, B., Tan, K. H., Tai, H. S., Tretter, D., & Nguyen, T. Q. (2016). Hand segmentation for hand-object interaction from depth map. *arXiv preprint arXiv:1603.02345*.
- [29] Rautaray, S. S., & Agrawal, A. (2015). Vision based hand gesture recognition for human computer interaction: a survey. *Artificial Intelligence Review*, 43(1), 1-54.
- [30] Kovac, J., Peer, P., & Solina, F. (2003). Human skin color clustering for face detection (Vol. 2, pp. 144-148). IEEE.
- [31] Argyros, A. A., & Lourakis, M. I. (2004, May). Real-time tracking of multiple skin-colored objects with a possibly moving camera. In *European Conference on Computer Vision* (pp. 368-379). Springer, Berlin, Heidelberg.
- [32] Dal Mutto, C., Zanuttigh, P., & Cortelazzo, G. M. (2012). *Time-of-Flight Cameras and Microsoft Kinect*, SpringerBriefs in Electrical and Computer Engineering.
- [33] Nalepa, J., & Kawulok, M. (2014, May). Fast and accurate hand shape classification. In *International Conference: Beyond Databases, Architectures and Structures* (pp. 364-373). Springer, Cham.
- [34] Belongie, S., Malik, J., & Puzicha, J. (2002). Shape matching and object recognition using shape contexts. *IEEE transactions on pattern analysis and machine intelligence*, 24(4), 509-522.
- [35] Ong, E. J., & Bowden, R. (2004, May). A boosted classifier tree for hand shape detection. In *Automatic Face and Gesture Recognition, 2004. Proceedings. Sixth IEEE International Conference on* (pp. 889-894). IEEE.
- [36] Klsch, M., & Turk, M. (2004, May). Robust Hand Detection. In *FGR* (pp. 614-619).
- [37] Sangi, P., Matilainen, M., & Silvén, O. (2016, July). Rotation tolerant hand pose recognition using aggregation of gradient orientations. In *International Conference Image Analysis and Recognition* (pp. 257-267). Springer, Cham.
- [38] Oyedotun, O. K., & Khashman, A. (2017). Deep learning in vision-based static hand gesture recognition. *Neural Computing and Applications*, 28(12), 3941-3951.
- [39] Liang, C., Song, Y., & Zhang, Y. (2016, September). Hand gesture recognition using view projection from point cloud. In *Image Processing (ICIP), 2016 IEEE International Conference on* (pp. 4413-4417). IEEE.
- [40] Mohanty, A., Rambhatla, S. S., & Sahay, R. R. (2017). Deep Gesture: Static Hand Gesture Recognition Using CNN. In *Proceedings of International Conference on Computer Vision and Image Processing* (pp. 449-461). Springer, Singapore.
- [41] He, K., Zhang, X., Ren, S., & Sun, J. (2016). Deep residual learning for image recognition. In *Proceedings of the IEEE conference on computer vision and pattern recognition* (pp. 770-778).
- [42] Ioffe, S., & Szegedy, C. (2015). Batch normalization: Accelerating deep network training by reducing internal covariate shift. *arXiv preprint arXiv:1502.03167*.
- [43] Yu, F., & Koltun, V. (2015). Multi-scale context aggregation by dilated convolutions. *arXiv preprint arXiv:1511.07122*.
- [44] <https://github.com/tensorflow/tensorflow>
- [45] Keras: Deep learning library for theano and tensorflow, 2015. <http://keras.io/>.
- [46] Kingma, D. P., & Ba, J. (2014). Adam: A method for stochastic optimization. *arXiv preprint arXiv:1412.6980*.
- [47] Goodfellow, I., Bengio, Y., Courville, A., & Bengio, Y. (2016). *Deep learning* (Vol. 1). Cambridge: MIT press.
- [48] Powers, D. M. (2011). Evaluation: from precision, recall and F-measure to ROC, informedness, markedness and correlation.