

Fast Decoding of Low Density Lattice Codes

Shuiyin Liu, Yi Hong, Emanuele Viterbo
ECSE Department, Monash University
Melbourne, VIC 3800, Australia

shuiyin.liu, yi.hong, emanuele.viterbo@monash.edu

Alessia Marelli, and Rino Micheloni
Flash Signal Processing Lab, Microsemi Corporation
Milan, 20127, Italy

alessia.marelli, rino.micheloni@microsemi.com

Abstract—Low density lattice codes (LDLC) are a family of lattice codes that can be decoded efficiently using a message-passing algorithm. In the original LDLC decoder, the message exchanged between variable nodes and check nodes are continuous functions, which must be approximated in practice. A promising method is Gaussian approximation (GA), where the messages are approximated by Gaussian functions. However, current GA-based decoders share two weaknesses: firstly, the convergence of these approximate decoders is unproven; secondly, the best known decoder requires $O(2^d)$ operations at each variable node, where d is the degree of LDLC. It means that existing decoders are very slow for long codes with large d . The contribution of this paper is twofold: firstly, we prove that all GA-based LDLC decoders converge sublinearly (or faster) in the high signal-to-noise ratio (SNR) region; secondly, we propose a novel GA-based LDLC decoder which requires only $O(d)$ operations at each variable node. Simulation results confirm that the error correcting performance of proposed decoder is the same as the best known decoder, but with a much lower decoding complexity.

I. INTRODUCTION

Low density lattice codes (LDLC) is an efficiently decodable subclass of lattice codes that approach the capacity of additive white Gaussian noise (AWGN) channel [1]. Analogous to low density parity check codes (LDPC), the inverse of LDLC generating matrix is sparse, allowing message-passing decoding. LDLC is a natural fit for wireless communications since both the codeword and channel are real-valued. Recently, LDLC has been applied to many different communication systems, e.g., multiple-access relay channel [2], half-duplex relay channels [3], full-duplex relay channel [4], and secure communications [5]. However, the basic disadvantage of LDLC is its high decoding complexity, which limits its practical application. The commonly used LDLC are relatively short, e.g., 1000 in [2–4]. For longer code length, the authors in [6] suggest to use LDPC lattice codes [7] instead of LDLC, even though LDLC have better performance than LDPC lattice codes.

The message-passing decoder of LDLC is slow because both the variable and check nodes need to process continuous functions. The bottleneck occurs in variable nodes, which have to compute the product of $d - 1$ periodic continuous functions, where d is the degree of LDLC. This complicated operation dramatically slows down the whole decoding process. To reduce the decoding complexity, Gaussian approximation (GA)-based decoders have been proposed in [8–10]. The basic idea

is to approximate the messages exchanged between variable and check nodes by Gaussian functions. The operation at each variable node reduces to compute the product of $d - 1$ periodic Gaussian functions, ending up with a *Gaussian mixture*. However, it is costly to approximate a Gaussian mixture by a single Gaussian function. Current approaches suggest to use the dominating Gaussian in the mixture, by sorting [9] or exhaustive search [10]. Even then, the computational complexity remains high, e.g., $O(2^d)$ in [10]. Since the value of d is commonly set to 7 [1], current GA-based LDLC decoders are slow for long codes. The other open question is, the convergence of GA-based LDLC decoders has not yet been proved.

The main contribution of this paper is twofold: first, we prove that in the high signal-to-noise ratio (SNR) region, all GA-based LDLC decoders converge *sublinearly or faster*. This result verifies the goodness of Gaussian approximation in LDLC decoding. Second, we propose a novel GA-based LDLC decoder which requires only $O(d)$ operations at each variable node. The key idea is to make use of the tail effect of Gaussian functions, i.e., if two Gaussian functions have very distant means, then the product of them is approximately 0. This fact allows us to approximate the Gaussian mixture by $2d - 2$ Gaussian functions, without sorting as in [9] or exhaustive search as in [10]. Simulation results confirm that the performance of proposed decoder is the same as the best known one in [10], give the same number of iterations. Note that having lower decoding complexity enables us to run more iterations to further improve the performance.

Section II presents the system model. Section III describes the convergence of GA-based LDLC decoders. Section IV demonstrates the proposed decoder. Section V shows the simulation results and comparisons with other decoders. Section VI sets out the theoretical and practical conclusions. The Appendix contains the proofs of the theorems.

II. SYSTEM MODEL

A. LDLC Encoding

In an N -dimensional lattice code, the codewords are defined by

$$\mathbf{x} = \mathbf{G}\mathbf{u}, \quad (1)$$

where $\mathbf{u} \in \mathbb{Z}^{N \times 1}$ is an information integer vector, $\mathbf{G} \in \mathbb{R}^{N \times N}$ is a real-valued *generator matrix*, and $\mathbf{x} \in \mathbb{R}^{N \times 1}$ is a real-valued codeword. An LDLC is defined by a sparse *parity check*

matrix, which is related to the generator matrix by

$$\mathbf{H} = \mathbf{G}^{-1}, \quad (2)$$

The sparsity of \mathbf{H} enables the use of a message-passing algorithm to decode LDLC.

In the original construction of LDLC [1], every row and column in \mathbf{H} has same d non-zero values, except for random sign and change of order. These d values are referred to as *generating sequence* $\{h_1, \dots, h_d\}$, which is chosen in [1] as

$$\{h_1, \dots, h_d\} = \left\{ \pm 1, \pm \frac{1}{\sqrt{d}}, \dots, \pm \frac{1}{\sqrt{d}} \right\}. \quad (3)$$

Note that there are only two distinct values, 1 and $1/\sqrt{d}$. The value of d is referred to as the *degree* of LDLC.

When a LDLC is used over an additive white Gaussian noise (AWGN) channel, we have

$$\mathbf{y} = \mathbf{x} + \mathbf{n}, \quad (4)$$

where $\mathbf{n} \sim \mathcal{N}(0, \sigma^2 \mathbf{I})$ is a noise vector, σ^2 is each dimension noise variance, and \mathbf{I} is a N -dimensional unit matrix. The power of each LDLC codeword, denoted as $\|\mathbf{x}\|^2$, may be very large. Therefore, a *shaping algorithm* is required by LDLC, in order to make \mathbf{x} distributed over a bounded region, so called *shaping region*. Various shaping methods have been proposed in the literature [11–13]. In this work, we consider the *hypercube shaping* in [11], where the shaping region is a hypercube centered at the origin. Note that our results are directly applicable to any shaping method.

B. LDLC Decoding

Since \mathbf{H} is sparse, LDLC can be decoded by a message passing algorithm [1]. The process takes four steps:

- 1) *Initialization*: The k^{th} variable node, denoted as v_k , sends a single Gaussian pdf $f_k(w)$ to its neighbor check nodes:

$$f_k(w) = \mathcal{N}(w; y_k, \sigma^2) = \frac{1}{\sqrt{2\pi\sigma^2}} e^{-\frac{(w-y_k)^2}{2\sigma^2}}, \quad (5)$$

for $k = 1, \dots, N$, where y_k is the k^{th} element in \mathbf{y} .

- 2) *Check-to-variable passing*: The t^{th} check node, denoted as c_t , sends a message $g_l(w)$ via its l^{th} edge. Without loss of generality, we assume that c_t receives $f_i(w)$ from its i^{th} edge, for $i = 1, \dots, d$. Let h_i be the label of i^{th} edge. The computation of $g_l(w)$ takes four steps:

- a) *convolution*: all $f_i(w/h_i)$, except $i = l$, are convolved:

$$p_l(w) = f_1\left(\frac{w}{h_1}\right) * \dots * f_{l-1}\left(\frac{w}{h_{l-1}}\right) * f_{l+1}\left(\frac{w}{h_{l+1}}\right) * \dots * f_d\left(\frac{w}{h_d}\right). \quad (6)$$

- b) *stretching*: the function $p_l(w)$ is stretched by $-h_l$:

$$\hat{p}_l(w) = p_l(-h_l w). \quad (7)$$

- c) *periodic extension*: $\hat{p}_l(w)$ is extended to a periodic function with period $1/|h_l|$:

$$g_l(w) = \sum_{i=-\infty}^{\infty} \hat{p}_l\left(w - \frac{i}{h_l}\right). \quad (8)$$

- 3) *Variable-to-check passing*: The variable node v_k sends a message $f_j(w)$ via its j^{th} edge. Similarly, we assume that

v_k receives $g_i(w)$ from its i^{th} edge, for $i = 1, \dots, d$. The computation of $f_j(w)$ takes two steps:

- a) *product*: all $g_i(w)$, except $i = j$, are multiplied:

$$\hat{f}_j(w) = \mathcal{N}(w; y_k, \sigma^2) \prod_{i=1, i \neq j}^d g_i(w). \quad (9)$$

- b) *normalization*: $\hat{f}_j(w)$ is normalized as:

$$f_j(w) = \frac{\hat{f}_j(w)}{\int_{-\infty}^{\infty} \hat{f}_j(w) dw}. \quad (10)$$

Steps 2 and 3 are repeated until the desired number of iteration is reached.

- 4) *Final decision*: The variable node v_k computes the product of all received messages:

$$\hat{f}_k^{\text{final}}(w) = \mathcal{N}(w; y_k, \sigma^2) \prod_{i=1}^d g_i(w). \quad (11)$$

The estimation of $\mathbf{x} = \{x_k\}$ in (4) and \mathbf{u} in (1) are obtained by

$$\hat{x}_k = \arg \max_w \hat{f}_k^{\text{final}}(w). \quad (12)$$

$$\hat{\mathbf{u}} = \lfloor \mathbf{H} \hat{\mathbf{x}} \rfloor. \quad (13)$$

The operation $\lfloor \cdot \rfloor$ rounds a number to the closest integer.

According to (6)-(10), the messages exchanged between variable and check nodes are continuous functions. In Sommer's implementation [1], each continuous message is quantized and represented by a vector of 1024 elements. The convolution phase at each check node, as well as the product phase at each variable node, have very high memory and computational requirements. This limits its application to relatively small dimensional LDLC.

C. Gaussian-Approximation based LDLC Decoding

Simplified decoding algorithms have been proposed in [8–10]. The key idea is to approximate the variable message $f_j(w)$ in (10) by a single Gaussian pdf:

$$f_j(w) \approx \mathcal{N}(w; m_{v,j}, \sigma_{v,j}^2), \quad (14)$$

where $m_{v,j}$ and $\sigma_{v,j}^2$ are the mean and variance of $f_j(w)$.

As a consequence, the check message $g_l(w)$ in (8) reduces to a periodic Gaussian pdf:

$$g_l(w) = \sum_{i=-\infty}^{\infty} \mathcal{N}_l\left(w; m_{c,l} - \frac{i}{h_l}, \sigma_{c,l}^2\right), \quad (15)$$

where all component Gaussian pdfs in $g_l(w)$ have the same mean and variance, denoted as $m_{c,l}$ and $\sigma_{c,l}^2$, respectively.

From (14) and (15), we see that both variable and check nodes only need to pass two values: the mean and variance of a Gaussian function. This will greatly reduce the memory requirement for the messages. However, it is still costly to perform the Gaussian approximation in (14). The problem lies in the computation of the *unnormalized* variable messages $\hat{f}_j(w)$, which now reduce to

$$\hat{f}_j(w) = \mathcal{N}(w; y_k, \sigma^2) \prod_{i=1, i \neq j}^d \sum_{k=-\infty}^{\infty} \mathcal{N}_i\left(w; m_{c,i} - \frac{k}{h_i}, \sigma_{c,i}^2\right). \quad (16)$$

which is a *Gaussian mixture* of infinitely many components.

To simplify (16), the authors in [10] replace each periodic Gaussian by only two Gaussians¹ with a mean value close to y_k :

$$\hat{f}_j(w) \approx \mathcal{N} \prod_{i=1, i \neq j}^d (\mathcal{N}_{L,i} + \mathcal{N}_{R,i}), \quad (17)$$

where $\mathcal{N}_{L,i}$ and $\mathcal{N}_{R,i}$ are the two Gaussian pdfs in the i^{th} periodic Gaussian with mean closest to y_k . Recalling the fact that the product of Gaussian functions is still a single Gaussian. The simplified $\hat{f}_j(w)$ can be written as a sum of 2^{d-1} Gaussian pdfs. This means that in each iteration, the computational complexity at each variable node is proportional to $O(2^{d-1})$. Note that with the value of $d = 7$ used in [1], there complexity is relatively large.

In summary, although the Gaussian-approximation (GA) based LDLC decoders use less memory than the original decoder described in [1], they are still too complex to be used for long codes. In Section IV we will propose a much faster decoder (still based on GA) to overcome these limitations. Before that, we will tackle the other open question whether it is possible to prove that GA-based LDLC decoders actually converge.

III. CONVERGENCE ANALYSIS OF GA-BASED LDLC DECODERS

In this section, we study the convergence speed of GA-based LDLC decoding algorithms. Recalling that the original LDLC decoder has the following property [1]:

$$\begin{aligned} \lim_{K \rightarrow \infty} \sigma_{v,j}^2 &= 0, \text{ if } |h_j| = 1/\sqrt{d} \\ \lim_{K \rightarrow \infty} \sigma_{v,j}^2 &\leq \theta, \text{ if } |h_j| = 1 \end{aligned} \quad (18)$$

where K is the number of iterations and θ is a finite number. In other words, each variable node generates $d - 1$ narrow messages, whose variance converges to 0 as $K \rightarrow \infty$. This implies the convergence of the pdf to Dirac centered at $m_{v,j}$:

$$\lim_{K \rightarrow \infty} f_j(w) = \delta(w - m_{v,j}), \quad \text{if } |h_j| = 1/\sqrt{d} \quad (19)$$

which ensures the convergence of the original LDLC decoder in [1].

To study the impact of Gaussian approximation in (14) on convergence, we also track the changes in variance $\sigma_{v,j}^2$ as K increasing. We have the following theorem.

Theorem 1: For all GA-based LDLC decoders with $d \geq 5$, at high SNR, the variances of all variable messages satisfy

$$\sigma_{v,j}^2 < \begin{cases} \frac{1}{1.6K} \sigma^2, & \text{if } |h_j| = 1/\sqrt{d} \\ \frac{2}{3} \sigma^2, & \text{if } |h_j| = 1 \end{cases} \quad (20)$$

Proof: See Appendix A. ■

Theorem 1 shows that all GA-based LDLC decoders converge sublinearly or faster at high SNR. This result demonstrates the goodness of Gaussian approximation in LDLC

¹In [10] the case using three Gaussians is also presented and it is shown to provides marginal performance improvements for a much higher complexity.

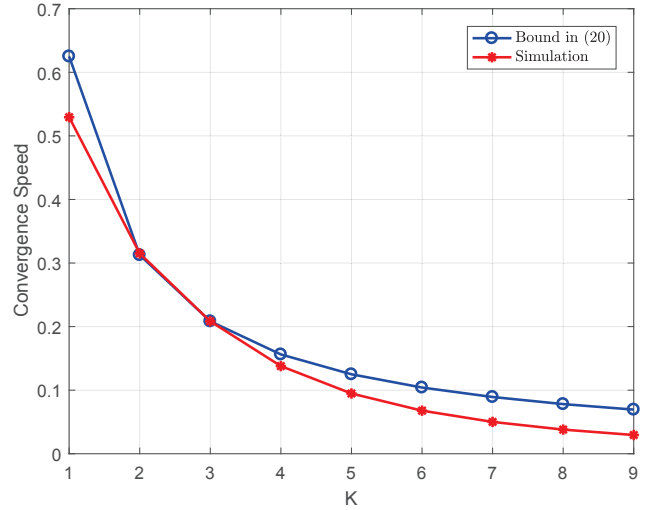


Fig. 1. Convergence speed of GA-based LDLC decoder

decoding since each variable message also generates $d - 1$ narrow messages. In practice, the bounds (20) is tight even when SNR is close to the Shannon limit. An example is given below.

Example 1: We test a GA-based decoder in [10]. We consider a LDLC in [14], where $N = 961$ and $d = 7$. We tune the size of input alphabet such that the code rate R is 2.8987 bits/symbol. With hypercube shaping and uniform channel input, the Shannon capacity is 20.4 dB. At SNR = 21.9 dB, we simulate the average of the variances $\bar{\sigma}_{v,j}^2$ of all variable messages with $|h_j| = 1/\sqrt{d}$. We define the ratio $\bar{\sigma}_{v,j}^2/\sigma^2$ as *convergence speed*. In Fig. 1, we compare the simulated convergence speed with the estimated one, i.e., $1/(1.6K)$ from (20), as a function of K . We see the bound is very tight even for finite SNRs.

IV. A FAST DECODING ALGORITHM OF LDLC

Theorem 1 shows that at high SNR, all GA-based decoders have a common upper bound on the convergence speed. This implies that they will all have a similar performance at high SNR. The question is to find the most efficient GA-based decoder. In what follows we identify a GA-based decoder with a much lower complexity than the ones in the literature.

A. Idea

Recalling that the product of Gaussians returns a scaled single Gaussian, e.g., for two Gaussians, we have

$$\mathcal{N}_1(w; m_1, \sigma_1^2) \cdot \mathcal{N}_2(w; m_2, \sigma_2^2) = c \mathcal{N}(w; m, \sigma^2), \quad (21)$$

where

$$\begin{aligned} \frac{1}{\sigma^2} &= \frac{1}{\sigma_1^2} + \frac{1}{\sigma_2^2}, & \frac{m}{\sigma^2} &= \frac{m_1}{\sigma_1^2} + \frac{m_2}{\sigma_2^2} \\ c &= \frac{1}{\sqrt{2\pi(\sigma_1^2 + \sigma_2^2)}} \exp\left(-\frac{(m_1 - m_2)^2}{2(\sigma_1^2 + \sigma_2^2)}\right) \end{aligned} \quad (22)$$

We have the following property:

Property 1: We define c as the *height* of product of Gaussians, i.e., $c \triangleq \mathcal{H}(\mathcal{N}_1 \mathcal{N}_2)$. Let the operation $\mathcal{P}(f(x))$ return the

location of peak of a function $f(x)$, e.g., $\mathcal{P}(\mathcal{N}_1) = m_1$. If the component Gaussians have very distant means/peaks (i.e., a large $|\mathcal{P}(\mathcal{N}_1) - \mathcal{P}(\mathcal{N}_2)|$), then $c \rightarrow 0$, and we can assume that their product is ≈ 0 . ■

This property allows us to simplify (17) by ignoring a large number of vanishing products. Specifically, let $\mathcal{N}_{L,i}$ be the Gaussians with $\mathcal{P}(\mathcal{N}_{L,i}) \leq y_k$, and $\mathcal{N}_{R,i}$ with $\mathcal{P}(\mathcal{N}_{R,i}) \geq y_k$. We approximate (17) as follows:

$$\hat{f}_j(w) \approx \mathcal{N} \prod_{i=1, i \neq j}^d \mathcal{N}_{L,i} + \mathcal{N} \prod_{i=1, i \neq j}^d \mathcal{N}_{R,i}. \quad (23)$$

We ignore the cross-terms which involve elements from both $\{\mathcal{N}_{L,i}\}_1^d$ and $\{\mathcal{N}_{R,i}\}_1^d$. For simplicity, we refer to the first term in (23) as *left product*, and the second term as *right product*.

To avoid the case where a cross-term has a greater height than a left/right product, we need to select $\mathcal{N}_{L,i}$ and $\mathcal{N}_{R,i}$ carefully. Note that the crossover occurs when we have *staggered pairs* of Gaussians. As shown in Fig. 2, we consider

$$\begin{aligned} & (\mathcal{N}_{L,1} + \mathcal{N}_{R,1})(\mathcal{N}_{L,2} + \mathcal{N}_{R,2}) \\ = & \mathcal{N}_{L,1}\mathcal{N}_{L,2} + \mathcal{N}_{R,1}\mathcal{N}_{R,2} + \mathcal{N}_{L,1}\mathcal{N}_{R,2} + \mathcal{N}_{R,1}\mathcal{N}_{L,2} \end{aligned}$$

where the two pairs of Gaussians are staggered around the threshold, since $\mathcal{P}(\mathcal{N}_{L,1})$ is closer to $\mathcal{P}(\mathcal{N}_{R,2})$ than $\mathcal{P}(\mathcal{N}_{L,2})$. As a result, $\mathcal{H}(\mathcal{N}_{L,1}\mathcal{N}_{R,2})$ is greater than $\mathcal{H}(\mathcal{N}_{L,1}\mathcal{N}_{L,2})$ or $\mathcal{H}(\mathcal{N}_{R,1}\mathcal{N}_{R,2})$. It also means that both $\mathcal{P}(\mathcal{N}_{L,1})$ and $\mathcal{P}(\mathcal{N}_{R,2})$ are close to y_k . Since the distance between $\mathcal{P}(\mathcal{N}_{L,i})$ and $\mathcal{P}(\mathcal{N}_{R,i})$ is either 1 or \sqrt{d} , then both $\mathcal{P}(\mathcal{N}_{L,2})$ and $\mathcal{P}(\mathcal{N}_{R,2})$ are far from y_k , at a distance up to 1 or \sqrt{d} . This fact inspires us to break staggered pairs by deleting Gaussians whose means/peaks are far from y_k .

Left/Right Product Selection Criterion: Consider the intervals $\mathcal{W}_i = [y_k - \varepsilon_i, y_k + \varepsilon_i]$, where $0.5 < \varepsilon_i < \sqrt{d}$.

- 1) If $\mathcal{N}_{L,i} \in \mathcal{W}_i$ and $\mathcal{N}_{R,i} \notin \mathcal{W}_i$, we select

$$\hat{\mathcal{N}}_{L,i} = \hat{\mathcal{N}}_{R,i} = 0.5\mathcal{N}_{L,i}. \quad (24)$$

- 2) If $\mathcal{N}_{L,i} \notin \mathcal{W}_i$ and $\mathcal{N}_{R,i} \in \mathcal{W}_i$, we select

$$\hat{\mathcal{N}}_{L,i} = \hat{\mathcal{N}}_{R,i} = 0.5\mathcal{N}_{R,i}. \quad (25)$$

- 3) If $\mathcal{N}_{L,i} \in \mathcal{W}_i$ and $\mathcal{N}_{R,i} \in \mathcal{W}_i$, we select

$$\hat{\mathcal{N}}_{L,i} = \mathcal{N}_{L,i}, \hat{\mathcal{N}}_{R,i} = \mathcal{N}_{R,i}. \quad (26)$$

When $d = 7$, we can set $\varepsilon_i = 1$ for $|h_i| = 1$, and $\varepsilon_i = 1.7$ for $|h_i| = 1/\sqrt{7}$. A further discussion on the choice of ε_i will be given in the journal version. As a result, (23) is updated to

$$\hat{f}_j(w) \approx \mathcal{N} \prod_{i=1, i \neq j}^d \hat{\mathcal{N}}_{L,i} + \mathcal{N} \prod_{i=1, i \neq j}^d \hat{\mathcal{N}}_{R,i}. \quad (27)$$

A detailed explanation of proposed algorithm is given below.

B. Algorithm

We only demonstrate the operation at each variable node, since the operation at each check node is the same as [10]. The process takes three steps:

- 1) *Left/Right Product selection:* find $\hat{\mathcal{N}}_{L,i}$ and $\hat{\mathcal{N}}_{R,i}$, $i = 1, \dots, d$, according to (24)–(26)

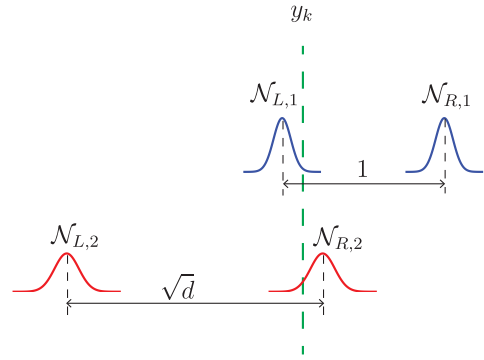


Fig. 2. An example of staggered pairs of Gaussians

- 2) *Mother message:* To avoid redundant computation, we compute the left and right products from all inputs:

$$\hat{f}_M(w) = \mathcal{N} \prod_{i=1}^d \hat{\mathcal{N}}_{L,i} + \mathcal{N} \prod_{i=1}^d \hat{\mathcal{N}}_{R,i}, \quad (28)$$

which is referred to as the *mother message*. Using (22), we obtain a sum of two scaled Gaussians:

$$\hat{f}_M(w) = c_L \mathcal{N}_L + c_R \mathcal{N}_R. \quad (29)$$

- 3) *Individual message:* The message for the i^{th} edge can be obtained by subtracting $\hat{\mathcal{N}}_{L,i}$ and $\hat{\mathcal{N}}_{R,i}$ from $\hat{f}_M(w)$:

$$\hat{f}_j(w) = c_{L,i} \mathcal{N}_{L,i} + c_{R,i} \mathcal{N}_{R,i}. \quad (30)$$

We normalize $\hat{f}_j(w)$ and apply Gaussian approximation

$$\begin{aligned} f_j(w) &= \frac{c_{L,i}}{c_{L,i} + c_{R,i}} \mathcal{N}_{L,i} + \frac{c_{R,i}}{c_{L,i} + c_{R,i}} \mathcal{N}_{R,i} \\ &\approx \mathcal{N}(w; m_{v,j}, \sigma_{v,j}^2). \end{aligned} \quad (31)$$

The values of $m_{v,j}$ and $\sigma_{v,j}^2$ are obtained from [15, Eq. (2-3)].

C. Complexity

The complexity of proposed variable node operation is dominated by (29), which requires to apply (22) $2d + 2$ times. Therefore, the complexity at each variable node is proportional to $O(d)$. This is much lower than the best known decoder in [10], which requires $O(2^d)$ operations at each variable node.

V. SIMULATION RESULTS

This section compares the performance of the proposed LDLC decoder to the best known decoder in [10]. Monte Carlo simulations are used to estimate the symbol error rate (SER).

Fig. 3 shows the SER for LDLC with $d = 7$ and $R = 2.8987$ bits/symbol, using hypercube shaping. With hypercube shaping and uniform channel input, the Shannon capacity at $R = 2.8987$ bits/symbol is 20.4 dB. Both short and long codes are tested, i.e., $N = 961$ and $N = 10000$. Given 10 iterations, the performance of proposed decoder coincides with the reference one in both cases. Since the complexity of proposed decoder is much lower than the reference one, we can run more iterations, e.g., $K = 20$ for $N = 10000$. In that case, the proposed decoder outperforms the reference one, by about 0.8 dB at $\text{SER} = 10^{-5}$. Meanwhile, the gap to capacity (with cubic shaping) is about 0.2 dB. This result confirms that our decoder works well for both short and long LDLC codes.

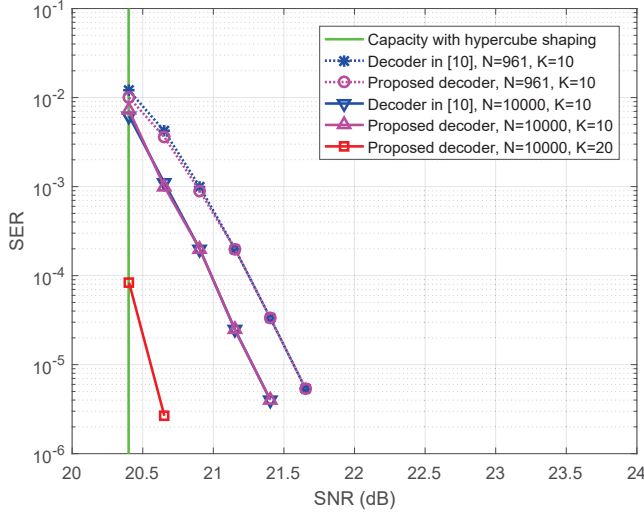


Fig. 3. SER vs. SNR for the LDLC with $d = 7$ and $R = 2.8987$ bits/symbol

VI. CONCLUSIONS

In this work, we have proved that all Gaussian-approximation based LDLC decoders have the same convergence speed at high SNR. Inspired by this result, we proposed a fast decoding algorithm which requires only $O(d)$ operations at each variable node. The new decoder provides the same error correcting performance as the best known decoder, but with much lower complexity. The proposed decoder enables the decode much longer LDLC which provide even better error correcting performance.

APPENDIX

A. Proof of Theorem 1

Recalling the unnormalized variable message $\hat{f}_j(w)$ in (16)

$$\hat{f}_j(w) = \mathcal{N}(w; y_k, \sigma^2) \prod_{i=1, i \neq j}^d \sum_{k=-\infty}^{\infty} \mathcal{N}_i \left(w; m_{c,i} - \frac{k}{h_i}, \sigma_{c,i}^2 \right).$$

We assume that σ^2 is small, i.e., $\mathcal{N}(w; y_k, \sigma^2)$ is very narrow, such that for each periodic Gaussian, there will be only one Gaussian component that contributes to the product. In this case, the variance of normalized message equals to that of unnormalized one, since they reduce to a single Gaussian.

In each iteration, we compute the variances of exchanged messages. At the k^{th} iteration, let $C_1^{(k)}$ and $C_{\neq 1}^{(k)}$ be the variances of check messages passed via the edges labeled by ± 1 and $\pm 1/\sqrt{d}$, respectively. Similarly, let $V_1^{(k)}$ and $V_{\neq 1}^{(k)}$ be the variances of variable messages passed via the edges labeled by ± 1 and $\pm 1/\sqrt{d}$, respectively.

Due to space limit, we ignore the computation for iterations 1 and 2. Full details will be reported in the journal version.

Iteration 3: For each check node, the variances are

$$C_{\neq 1}^{(3)} = dV_1^{(2)} + (d-2)V_{\neq 1}^{(2)} < d \left(V_1^{(1)} + V_{\neq 1}^{(1)} \right) < d\sigma^2, \quad (32)$$

$$C_1^{(3)} = \frac{d-1}{d}V_{\neq 1}^{(2)} < V_{\neq 1}^{(2)} < \frac{1}{3.2}\sigma^2. \quad (33)$$

For each variable node, the variances are

$$V_{\neq 1}^{(3)} = \left(\frac{d-2}{C_{\neq 1}^{(3)}} + \frac{1}{C_1^{(3)}} + \frac{1}{\sigma^2} \right)^{-1} < \left(\frac{1.6}{\sigma^2} + \frac{1}{V_{\neq 1}^{(2)}} \right)^{-1} < \frac{1}{4.8}\sigma^2, \quad (34)$$

$$V_1^{(3)} = \left(\frac{d-1}{C_{\neq 1}^{(3)}} + \frac{1}{\sigma^2} \right)^{-1} < \frac{2}{3}\sigma^2. \quad (35)$$

The bounds in (32)-(35) can be extended to the rest iterations:

Iteration k: For each check node, the variances are

$$C_{\neq 1}^{(k)} < d\sigma^2, \quad (36)$$

$$C_1^{(k)} < V_{\neq 1}^{(k-1)}. \quad (37)$$

For each variable node, the variances are

$$V_{\neq 1}^{(k)} < \left(\frac{1.6}{\sigma^2} + \frac{1}{V_{\neq 1}^{(k-1)}} \right)^{-1} < \left(\frac{1.6}{\sigma^2} + \frac{1.6(k-1)}{\sigma^2} \right)^{-1} = \frac{\sigma^2}{1.6k} \quad (38)$$

$$V_1^{(k)} < \frac{2}{3}\sigma^2. \quad (39)$$

Combining (38) and (39), we obtain (20). ■

REFERENCES

- [1] N. Sommer, M. Feder, and O. Shalvi, "Low-density lattice codes," *IEEE Trans. Inf. Theory*, vol. 54, no. 4, pp. 1561–1585, Apr. 2008.
- [2] B. Chen, D. N. K. Jayakody, and M. F. Flanagan, "Low-density lattice coded relaying with joint iterative decoding," *IEEE Trans. Commun.*, vol. 63, no. 12, pp. 4824–4837, Dec. 2015.
- [3] —, "Distributed low-density lattice codes," *IEEE Communications Letters*, vol. 20, no. 1, pp. 77–80, Jan. 2016.
- [4] N. S. Ferdinand, M. Nokleby, and B. Aazhang, "Low-density lattice codes for full-duplex relay channels," *IEEE Trans. Wireless Commun.*, vol. 14, no. 4, pp. 2309–2321, Apr. 2015.
- [5] R. Hooshmand and M. R. Aref, "Efficient secure channel coding scheme based on low-density lattice codes," *IET Communications*, vol. 10, no. 11, 2016.
- [6] H. Khodaemehr, D. Kiani, and M. R. Sadeghi, "LDPC lattice codes for full-duplex relay channels," *IEEE Trans. Commun.*, vol. 65, no. 2, pp. 536–548, Feb. 2017.
- [7] M. R. Sadeghi, A. H. Banihashemi, and D. Panario, "Low-density parity-check lattices: Construction and decoding analysis," *IEEE Trans. Inf. Theory*, vol. 52, no. 10, pp. 4481–4495, Oct. 2006.
- [8] B. Kurkoski and J. Dauwels, "Message-passing decoding of lattices using Gaussian mixtures," in *Proc. IEEE Int. Symp. Inform. Theory (ISIT'08)*, 2008, pp. 2489–2493.
- [9] Y. Yona and M. Feder, "Efficient parametric decoder of low density lattice codes," in *Proc. IEEE Int. Symp. Inform. Theory (ISIT'09)*, Jun. 2009, pp. 744–748.
- [10] R. A. P. Hernandez and B. M. Kurkoski, "The three/two Gaussian parametric LDLC lattice decoding algorithm and its analysis," *IEEE Trans. Commun.*, vol. 64, no. 9, pp. 3624–3633, Sep. 2016.
- [11] N. Sommer, M. Feder, and O. Shalvi, "Shaping methods for low-density lattice codes," in *Proc. IEEE Information Theory Workshop (ITW'09)*, Oct. 2009, pp. 238–242.
- [12] N. S. Ferdinand, B. M. Kurkoski, B. Aazhang, and M. Latva-aho, "Shaping low-density lattice codes using Voronoi integers," in *Proc. IEEE Information Theory Workshop (ITW'14)*, Nov. 2014, pp. 127–131.
- [13] F. Zhou and B. M. Kurkoski, "Shaping LDLC lattices using convolutional code lattices," *IEEE Communications Letters*, vol. 21, no. 4, pp. 730–733, 2017.
- [14] <http://www.cs.cmu.edu/~bickson/gabp/>
- [15] B. Kurkoski and J. Dauwels, "Reduced-memory decoding of low-density lattice codes," *IEEE Communications Letters*, vol. 14, no. 7, pp. 659–661, Jul. 2010.