
Inference in Deep Gaussian Processes using Stochastic Gradient Hamiltonian Monte Carlo

Marton Havasi
Department of Engineering
University of Cambridge
mh740@cam.ac.uk

José Miguel Hernández Lobato
Department of Engineering
University of Cambridge
jmh233@cam.ac.uk

Juan José Murillo Fuentes
Department of Signal Theory and Communications
University of Sevilla
murillo@us.es

Abstract

Deep Gaussian Processes (DGPs) are hierarchical generalizations of Gaussian Processes that combine well calibrated uncertainty estimates with the high flexibility of multilayer models. One of the biggest challenges with these models is that exact inference is intractable. The current state-of-the-art inference method, Variational Inference (VI), employs a Gaussian approximation to the posterior distribution. This can be a potentially poor unimodal approximation of the generally multimodal posterior. In this work, we provide evidence for the non-Gaussian nature of the posterior and we apply the Stochastic Gradient Hamiltonian Monte Carlo method to directly sample from it. To efficiently optimize the hyperparameters, we introduce the Moving Window MCEM algorithm. This results in significantly better predictions at a lower computational cost than its VI counterpart. Thus our method establishes a new state-of-the-art for inference in DGPs.

1 Introduction

Deep Gaussian Processes (DGP) [Damianou and Lawrence, 2013] are multilayer predictive models that are highly flexible and can accurately model uncertainty. In particular, they have been shown to perform well on a multitude of supervised regression tasks ranging from small (~ 500 datapoints) to large datasets ($\sim 500,000$ datapoints) [Salimbeni and Deisenroth, 2017, Bui et al., 2016, Cutajar et al., 2016]. Their main benefit over neural networks is that they are capable of capturing the uncertainty in the predictions. This makes them good candidates for tasks where the prediction uncertainty plays a crucial role, for example, black-box Bayesian Optimization problems and a variety of safety-critical applications such as autonomous vehicles and medical diagnostics.

Deep Gaussian Processes introduce a multilayer hierarchy to Gaussian Processes (GP) [Williams and Rasmussen, 1996]. A GP is a non-parametric model that assumes a jointly Gaussian distribution for any finite set of inputs. The covariance of any pair of inputs is determined by the covariance function. GPs can be a robust choice due to being non-parametric and analytically computable, however, one issue is that choosing the covariance function often requires hand tuning and expert knowledge of the dataset, which is not possible without prior knowledge of the problem at hand. In a multilayer hierarchy, the hidden layers overcome this limitation by stretching and warping the input space,

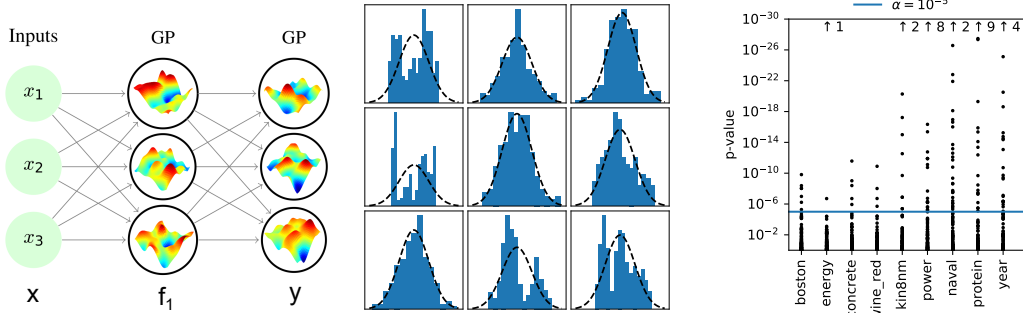


Figure 1: (Left): Deep Gaussian Process illustration. (Middle): Histograms of a random selection of inducing outputs. The best-fit Gaussian distribution is denoted with a dashed line. Some of them exhibit a clear multimodal behaviour. (Right): P-values for 100 randomly selected inducing outputs per dataset. The null hypotheses are that their distributions are Gaussian.

resulting in a Bayesian ‘self-tuning’ covariance function that fits the data without any human input [Damianou, 2015].

The deep hierarchical generalization of GPs is done in a fully connected, feed-forward manner. The outputs of the previous layer serve as an input to the next. However, a significant difference from neural networks is that the layer outputs are probabilistic rather than exact values so the uncertainty is propagated through the network. Figure 1 illustrates the concept with a single hidden layer. The input to the hidden layer is the input data x and the output of the hidden layer f_1 serves as the input data to the output layer, which itself is formed by GPs.

Exact inference is infeasible in GPs for large datasets due to the high computational cost of working with the inverse covariance matrix. Instead, the posterior is approximated using a small set of pseudo datapoints (~ 100) also referred to as inducing points [Snelson and Ghahramani, 2006, Titsias, 2009, Quiñero-Candela and Rasmussen, 2005]. We are assuming this inducing point framework throughout the paper. The predictions are made using the inducing points to avoid computing the covariance matrix of the whole dataset. Both in GPs and DGPs, the inducing outputs are treated as latent variables that need to be marginalized.

The current state-of-the-art inference method in DGPs is Doubly Stochastic Variation Inference (DSVI) [Salimbeni and Deisenroth, 2017] which has been shown to outperform Expectation Propagation [Minka, 2001, Bui et al., 2016] and it also has better performance than Bayesian Neural Networks with Probabilistic Backpropagation [Hernández-Lobato and Adams, 2015] and Bayesian Neural Networks with preceding inference methods such as Variation Inference [Graves, 2011], Stochastic Gradient Langevin Dynamics [Welling and Teh, 2011] and Hybrid Monte Carlo [Neal, 1993]. However, a drawback of DSVI is that it approximates the posterior distribution with a Gaussian. We show, with high confidence, that the posterior distribution is non-Gaussian for every dataset that we examine in this work. This finding motivates the use of an inference method with a more flexible posterior approximation.

In this work, we apply an inference method new to DGPs, Stochastic Gradient Hamiltonian Monte Carlo (SGHMC), a sampling method that accurately and efficiently captures the posterior distribution. In order to apply a sampling-based inference method to DGPs, we have to tackle the problem of optimizing the large number of hyperparameters. We propose Moving Window Monte Carlo Expectation Maximization, a novel method for obtaining the Maximum Likelihood (ML) estimate of the hyperparameters. This method is fast, efficient and generally applicable to any probabilistic model and MCMC sampler.

One might expect a sampling method to be more computationally intensive than an approximate method such as DSVI. However, in DGPs, sampling from the posterior is inexpensive, since it does not require the recomputation of the inverse covariance matrix, which only depends on the hyperparameters. Furthermore, calculating the layerwise variance has a higher cost in the VI setting.

Lastly, we conduct experiments on a variety of supervised regression and classification tasks. We show empirically that our work significantly improves predictions on medium-large datasets at a lower computational cost.

Our contributions can be summarized in three points.

1. Demonstrating the non-Gaussianity of the posterior. We provide evidence that every regression dataset that we examine in this work has a non-Gaussian posterior.
2. We use SGHMC to directly sample from the posterior distribution of a DGP. Experiments show that this new inference method outperforms preceding works.
3. We introduce Moving Window MCEM, a novel algorithm for efficiently optimizing the hyperparameters when using a MCMC sampler for inference.

2 Background and Related Work

This section provides the background on Gaussian Processes and Deep Gaussian Processes for regression and establishes the notation used in the paper.

2.1 Single Layer Gaussian Process

Gaussian Processes define a posterior distribution over functions $f : \mathbb{R}^D \rightarrow \mathbb{R}$ given a set of input-output pairs $\mathbf{x} = \{x_1, \dots, x_N\}$ and $\mathbf{y} = \{y_1, \dots, y_N\}$ respectively. Under the GP model, it is assumed that the function values $\mathbf{f} = f(\mathbf{x})$, where $f(\mathbf{x})$ denotes $\{f(x_1), \dots, f(x_N)\}$, are jointly Gaussian with a fixed covariance function $k : \mathbb{R}^D \times \mathbb{R}^D \rightarrow \mathbb{R}$. The probability of \mathbf{y} is obtained via the likelihood function $p(\mathbf{y}|\mathbf{f})$. A commonly used likelihood function is $p(\mathbf{y}|\mathbf{f}) = \mathcal{N}(\mathbf{y}|\mathbf{f}, \mathbf{I}\sigma^2)$ (constant Gaussian noise).

The computational cost for exact inference is $O(N^3)$, rendering it computationally infeasible for large datasets. A common approach uses a set of pseudo datapoints $\mathbf{Z} = \{z_1, \dots, z_M\}$, $\mathbf{u} = f(\mathbf{Z})$ [Snelson and Ghahramani, 2006, Titsias, 2009] and writes the joint probability density function as

$$p(\mathbf{y}, \mathbf{f}, \mathbf{u}) = p(\mathbf{y}|\mathbf{f})p(\mathbf{f}|\mathbf{u})p(\mathbf{u}).$$

The GP distribution \mathbf{f} given the inducing outputs \mathbf{u} can be expressed as $p(\mathbf{f}|\mathbf{u}) = \mathcal{N}(\boldsymbol{\mu}, \boldsymbol{\Sigma})$ with

$$\begin{aligned}\boldsymbol{\mu} &= K_{\mathbf{x}\mathbf{Z}}K_{\mathbf{Z}\mathbf{Z}}^{-1}\mathbf{u} \\ \boldsymbol{\Sigma} &= K_{\mathbf{x}\mathbf{x}} - K_{\mathbf{x}\mathbf{Z}}K_{\mathbf{Z}\mathbf{Z}}^{-1}K_{\mathbf{x}\mathbf{Z}}^T\end{aligned}$$

where the notation K_{AB} refers to the covariance matrix between two sets of points A, B with entries $[K_{AB}]_{ij} = k(A_i, B_j)$.

In order to obtain the posterior of \mathbf{f} , \mathbf{u} must be marginalized, yielding the equation

$$p(\mathbf{f}|\mathbf{y}) = \int p(\mathbf{f}|\mathbf{u})p(\mathbf{u}|\mathbf{y})d\mathbf{u}.$$

Note that \mathbf{f} is conditionally independent of \mathbf{y} given \mathbf{u} .

For single layer GPs, Variational Inference (VI) can be used for marginalization. VI approximates the joint posterior distribution $p(\mathbf{f}, \mathbf{u}|\mathbf{y})$ with the variational posterior $q(\mathbf{f}, \mathbf{u}) = p(\mathbf{f}|\mathbf{u})q(\mathbf{u})$, where $q(\mathbf{u}) = \mathcal{N}(\mathbf{u}|\mathbf{m}, \mathbf{S})$.

This choice of $q(\mathbf{u})$ allows for exact inference of the marginal $q(\mathbf{f}|\mathbf{m}, \mathbf{S}) = \int p(\mathbf{f}|\mathbf{u})q(\mathbf{u})d\mathbf{u} = \mathcal{N}(\mathbf{f}|\tilde{\boldsymbol{\mu}}, \tilde{\boldsymbol{\Sigma}})$

$$\begin{aligned}\text{where } \tilde{\boldsymbol{\mu}} &= K_{\mathbf{x}\mathbf{Z}}K_{\mathbf{Z}\mathbf{Z}}^{-1}\mathbf{m}, \\ \tilde{\boldsymbol{\Sigma}} &= K_{\mathbf{x}\mathbf{x}} - K_{\mathbf{x}\mathbf{Z}}K_{\mathbf{Z}\mathbf{Z}}^{-1}(K_{\mathbf{Z}\mathbf{Z}} - \mathbf{S})K_{\mathbf{Z}\mathbf{Z}}^{-1}K_{\mathbf{x}\mathbf{Z}}^T.\end{aligned}\tag{1}$$

The variational parameters \mathbf{m} and \mathbf{S} need to be optimized. This is done by minimizing the Kullback-Leibler divergence of the true and the approximate posteriors, which serves as a lower bound to the marginal likelihood (Evidence Lower Bound or ELBO):

$$\log p(\mathbf{y}) \geq \mathbb{E}_{q(\mathbf{f}, \mathbf{u})} [\log p(\mathbf{y}, \mathbf{f}, \mathbf{u}) - \log q(\mathbf{f}, \mathbf{u})] = E_{q(\mathbf{f}|\mathbf{m}, \mathbf{S})} [\log p(\mathbf{y}|\mathbf{f})] - \text{KL}[q(\mathbf{u})||p(\mathbf{u})].$$

2.2 Deep Gaussian Process

In a DGP of depth L , each layer is a GP that models a function f_l with input \mathbf{f}_{l-1} and output \mathbf{f}_l for $l = 1, \dots, L$ ($\mathbf{f}_0 = \mathbf{x}$) as illustrated in Figure 1. The inducing inputs for the layers are denoted by $\mathbf{Z}_1, \dots, \mathbf{Z}_L$ with $\mathbf{u}_1 = f_1(\mathbf{Z}_1), \dots, \mathbf{u}_L = f_L(\mathbf{Z}_L)$.

The joint probability density function can be written analogously to the GP model case:

$$p(\mathbf{y}, \{\mathbf{f}_l\}_{l=1}^L, \{\mathbf{u}_l\}_{l=1}^L) = p(\mathbf{y}|\mathbf{f}_L) \prod_{l=1}^L p(\mathbf{f}_l|\mathbf{u}_l)p(\mathbf{u}_l). \quad (2)$$

2.3 Inference

The goal of inference is to marginalize the inducing outputs $\{\mathbf{u}_l\}_{l=1}^L$ and approximate the marginal likelihood $p(\mathbf{y})$. This section discusses prior works regarding inference.

Doubly Stochastic Variation Inference DSVI is an extension of Variational Inference to DGPs [Salimbeni and Deisenroth, 2017] that approximates the posterior of the inducing outputs \mathbf{u}_l with independent multivariate Gaussians $q(\mathbf{u}_l) = \mathcal{N}(\mathbf{u}_l|\mathbf{m}_l, \mathbf{S}_l)$.

The layer outputs naturally follow the single layer model in Eq. 1

$$q(\mathbf{f}_l|\mathbf{f}_{l-1}) = \mathcal{N}(\mathbf{f}_l|\tilde{\mu}_l, \tilde{\Sigma}_l),$$

$$q(\mathbf{f}_L) = \int \prod_{l=1}^L q(\mathbf{f}_l|\mathbf{f}_{l-1}) d\mathbf{f}_1 \dots d\mathbf{f}_{L-1}.$$

The ELBO, $\mathcal{L} = \mathbb{E}_{q(\mathbf{f}_L)} [\log p(\mathbf{y}|\mathbf{f}_L)] - \sum_{l=1}^L \text{KL}[q(\mathbf{u}_l)||p(\mathbf{u}_l)]$ is estimated by sampling the layer outputs through minibatches to allow scaling to large datasets.

Sampling-based inference for Gaussian Processes In a related work, Hensman et al. [2015] use Hybrid MC sampling in single layer GPs. They consider joint sampling of the GP hyperparameters and the inducing outputs. This work cannot straightforwardly be extended to DGPs because of the high cost of sampling the GP hyperparameters. Moreover, it uses a costly method, Bayesian Optimization, to tune the parameters of the sampler which further limits its applicability to DGPs.

3 Analysis of the Deep Gaussian Process Posterior

Adopting a new inference method over variational inference is motivated by the restrictive form that VI assumes about the posterior distribution. The variational assumption is that $p(\{\mathbf{u}_l\}_{l=1}^L|\mathbf{y})$ takes the form of multivariate Gaussian that is independent between the layers. While in a single layer model, a Gaussian approximation to the posterior is provably correct [Williams and Rasmussen, 1996], this is not the case for DGPs.

First, we illustrate with a toy problem that the posterior distribution in DGPs can be multimodal. Following that, we provide evidence that every regression dataset that we consider in this work results in a non-Gaussian posterior distribution.

Multimodal toy problem The multimodality of the posterior of a two layer DGP ($L = 2$) is demonstrated on a toy problem (Table 1). For the purpose of the demonstration, we made the simplifying assumption that $\sigma^2 = 0$, so the likelihood function has no noise. This toy problem has two Maximum-A-Posteriori (MAP) solutions (Mode A and Mode B). The table shows the variational posterior at each layer for DSVI. We can see that it fits one of the modes randomly (depending on the initialization) while completely ignoring the other. On the other hand, a sampling method such as SGHMC explores both of the modes and therefore provides a better approximation to the posterior.

Empirical evidence To further support our claim regarding the multimodality of the posterior, we give empirical evidence that for real-world datasets, the posterior is not Gaussian.

Table 1: The layer inputs and outputs of a two layer DGP. Under DSVI, we show the mean and the standard deviation of the variational distribution. In the case of SGHMC, samples from each layer are shown. The two MAP solutions are shown under Mode A and Mode B.

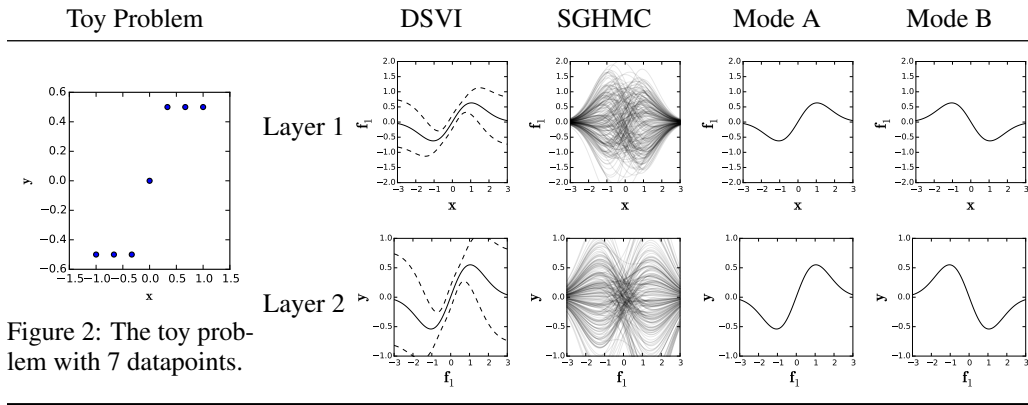


Figure 2: The toy problem with 7 datapoints.

We conduct the following analysis. Consider the null hypothesis that the posterior under a dataset is a multivariate Gaussian distribution. This null hypothesis implies that the distribution of each inducing output is a Gaussian. We examine the posterior samples generated by SGHMC for each inducing output. In order to derive p-values, we apply the kurtosis test for Gaussianity [Cramer, 1998]. This test is commonly used to identify multimodal distributions because these often have significantly higher kurtosis (also called 4th moment).

For each dataset, we calculate the p-values of 100 randomly selected inducing outputs and compare the results against the probability threshold $\alpha = 10^{-5}$. The Bonferroni correction was applied to α to account for the high number of concurrent hypothesis tests. The results are displayed in Figure 1. Since every single dataset had p-values under the threshold, we can state with 99% certainty that all of these datasets have a non-Gaussian posterior.

4 Sampling-based inference for Deep Gaussian Processes

Unlike with VI, when using sampling methods, we do not have access to an approximate posterior distribution $q(u)$ to generate predictions with. Instead, we have to rely on samples generated from the true posterior which in turn can be used to make predictions.

In practice, this means running the sampling process which has two phases. The burn-in phase is used to determine the hyperparameters of the model and the sampler. The hyperparameters of the sampler are selected using a heuristic auto-tuning approach, while the hyperparameters of the DGP are optimized using the novel Moving Window MCEM algorithm.

In the sampling phase, the sampler is run using the fixed hyperparameters. Since consecutive samples are highly correlated, we save one sample every 50 iterations and generate 200 samples for prediction.

Once the posterior samples are obtained, predictions can be made by combining the per-sample predictions to obtain a mixture distribution. Note that it is not more expensive to make predictions using a sampler than in DSVI since DSVI relies on stochasticity and therefore it also needs to combine a number of predictions.

4.1 Stochastic Gradient Hamiltonian Monte Carlo

SGHMC [Chen et al., 2014] is a Markov Chain Monte Carlo sampling method [Neal, 1993] for producing samples from the intractable posterior distribution of the inducing outputs $p(u|y)$ purely from stochastic gradient estimates.

With the introduction of an auxiliary variable, r , the sampling procedure provides samples from the joint distribution $p(u, r|y)$. The equations that describe the MCMC process can be related to Hamiltonian dynamics [Brooks et al., 2011, Neal, 1993]. The negative log-likelihood $U(u)$ acts as

Algorithm 1: Moving Window MCEM

```

initialize( $\theta$ );
initialize( $\mathbf{u}$ );
initialize(samples [1... $m$ ]);
for  $i \leftarrow 0$  to maxiter do
     $\mathbf{u}' \leftarrow \text{randomElement}(\text{samples})$ ;
    stepSGD( $\frac{\partial p(\mathbf{y}, \mathbf{u}' | \mathbf{x}, \theta)}{\partial \theta}$ );
     $\mathbf{u} \sim p(\mathbf{u} | \mathbf{y}, \mathbf{x}, \theta)$ ;
    push_front(samples,  $\mathbf{u}$ );
    pop_back(samples);
end

```

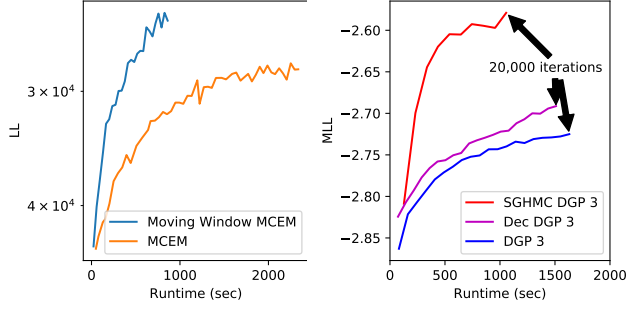


Figure 3: (Left): Pseudocode for the Moving Window MCEM algorithm. (Middle): Comparison of the predictive performance of the Moving Window MCEM and the MCEM algorithms. Higher is better. (Right): Comparison of the convergence of the different inference methods. Higher is better.

the potential energy and \mathbf{r} plays the role of the kinetic energy.

$$p(\mathbf{u}, \mathbf{r} | \mathbf{y}) \propto \exp \left(-U(\mathbf{u}) - \frac{1}{2} \mathbf{r}^T M^{-1} \mathbf{r} \right),$$

$$U(\mathbf{u}) = -\log p(\mathbf{u} | \mathbf{y}).$$

In HMC the exact description of the motion requires the computation of $\nabla U(\mathbf{u})$ in each update step which is impractical for large datasets. However, a stochastic estimate of the gradient can be obtained by applying the reparameterization trick to the layer outputs \mathbf{f}_l when computing the joint probability (Eq. 2). Chen et al. [2014] show that sampling is still possible with stochastic gradient estimates with the following update equations:

$$\Delta \mathbf{u} = \epsilon M^{-1} \mathbf{r},$$

$$\Delta \mathbf{r} = -\epsilon \nabla U(\mathbf{u}) - \epsilon C M^{-1} \mathbf{r} + \mathcal{N}(0, 2\epsilon(C - \hat{B})),$$

where C is the friction term, M is the mass matrix, \hat{B} is the Fisher information matrix and ϵ is the step-size.

One caveat of SGHMC is that it has multiple parameters (C , M , \hat{B} , ϵ) that can be difficult to set without prior knowledge of the model and the data. We use the auto-tuning approach of Springenberg et al. [2016] to set these parameters which has been shown to work well for Bayesian Neural Networks (BNN). The similar nature of DGPs and BNNs strongly suggests that the same methodology is applicable to DGPs.

4.2 Moving Window Markov Chain Expectation Maximization

Optimizing the hyperparameters θ (parameters of the covariance function, inducing inputs and parameters of the likelihood function) prove difficult for MCMC methods [Turner and Sahani, 2011]. The naive approach consisting in optimizing them as the sampler progresses fails because subsequent samples are highly correlated and as a result, the hyperparameters simply fit this moving, point-estimate of the posterior.

Markov Chain Expectation Maximization (MCEM) [Wei and Tanner, 1990] is the natural extension of the Expectation Maximization algorithm that works with posterior samples to obtain the Maximum Likelihood estimate of the hyperparameters. Instead of calculating the exact posterior, the E-step samples from the posterior and the M-step maximizes the joint probability of the samples and the data.

E-step:

$$\mathbf{u}_{1...m} \sim p(\mathbf{u} | \mathbf{y}, \mathbf{x}, \theta).$$

M-step:

$$\theta = \arg \max_{\theta} Q(\theta) = \arg \max_{\theta} \frac{1}{m} \sum_{i=1}^m p(\mathbf{y}, \mathbf{u}_i | \mathbf{x}, \theta).$$

However, there is a significant drawback to MCEM: If the number of samples m used is too low then there is a risk of the hyperparameters overfitting to those samples. On the other hand, if m is too high,

the M-step becomes too expensive to compute. In the M-step, θ is maximized via gradient ascent, which means that the computational cost increases linearly with m .

To address this, we introduce a novel extension of MCEM called Moving Window MCEM. Our method optimizes the hyperparameters at the same cost as the previously described naive approach while avoiding its overfitting issues.

The idea behind Moving Window MCEM is to intertwine the E and M steps. Instead of generating new samples and then maximizing $Q(\theta)$ until convergence, we maintain a set of samples and take small steps towards the maximum of $Q(\theta)$. In the E-step, we generate one new sample and add it to the set while discarding the oldest sample (hence Moving Window). This is followed by the M-step, in which we take a random sample from the set and use it to take an approximate gradient step towards the maximum of $Q(\theta)$.

There are two advantages over MCEM. Firstly, the cost of each step is constant and does not scale with m , therefore we are able to maintain a large population of samples. Secondly, the set of samples changes continuously so we no longer have the risk of overfitting to a fixed set.

We show empirically that Moving Window MCEM converges to a better ML estimate and it does so faster than MCEM. Figure 3 shows the comparison between the two methods. We plotted the predictive log-likelihood on the training set against the runtime of the algorithm to demonstrate the superior performance of Moving Window MCEM over MCEM (the test log-likelihood shows the same trend). For MCEM, we used a set size of $m = 10$ (larger m would slow down the method) which we generated over 500 MCMC steps. For Moving Window MCEM, we used a window size of $m = 500$. The model used in this experiment is a DGP with two hidden layers trained on the *protein* dataset.

5 Decoupled Deep Gaussian Processes

This section describes an extension to DGPs that enables using a large number of inducing points without significantly impacting the performance. This method is only applicable in the case of DSVI, so we considered it as a baseline model in our experiments.

Using the dual formulation of a GP as a Gaussian Measure, it has been shown that it does not necessarily have to be the case that $\tilde{\mu}$ and $\tilde{\Sigma}$ (Eq. 1) are parameterized by the same set of inducing points [Cheng and Boots, 2017, 2016]. In the case of DGPs, this means that one can use two separate sets of inducing points. One set to compute the layerwise mean and one set to compute the layerwise variance.

In the Variational Inference setting, computing the layerwise variance has a significantly higher cost than computing the layerwise mean. This means that a larger set of inducing points can be used to compute the layerwise mean and a smaller set of inducing points to compute the layerwise variance to improve the predictive performance without impacting the computational cost.

Unfortunately, the parameterization advocated by Cheng and Boots [2017] has poor convergence properties. The dependencies in the ELBO result in a highly non-convex optimization problem, which then leads to high variance gradients. To combat this problem, we used a different parameterization that lifts the dependencies and achieves stable convergence. Further details on these issues can be found in the supplementary material.

6 Experiments

We conducted experiments¹ on 9 UCI benchmark datasets ranging from small (~ 500 datapoints) to large ($\sim 500,000$) for a fair comparison against the baseline. In each regression task, we measured the average test Log-Likelihood (MLL) and compared the results. Figure 4 shows the MLL values and their standard deviation over 10 repetitions.

Following [Salimbeni and Deisenroth, 2017], in all of the models, we set the learning rate to the default 0.01, the minibatch size to 10,000 and the number of iterations to 20,000. The depth varied

¹The implementation is based on the Tensorflow [Abadi et al., 2015] computing library and it is publicly available online.

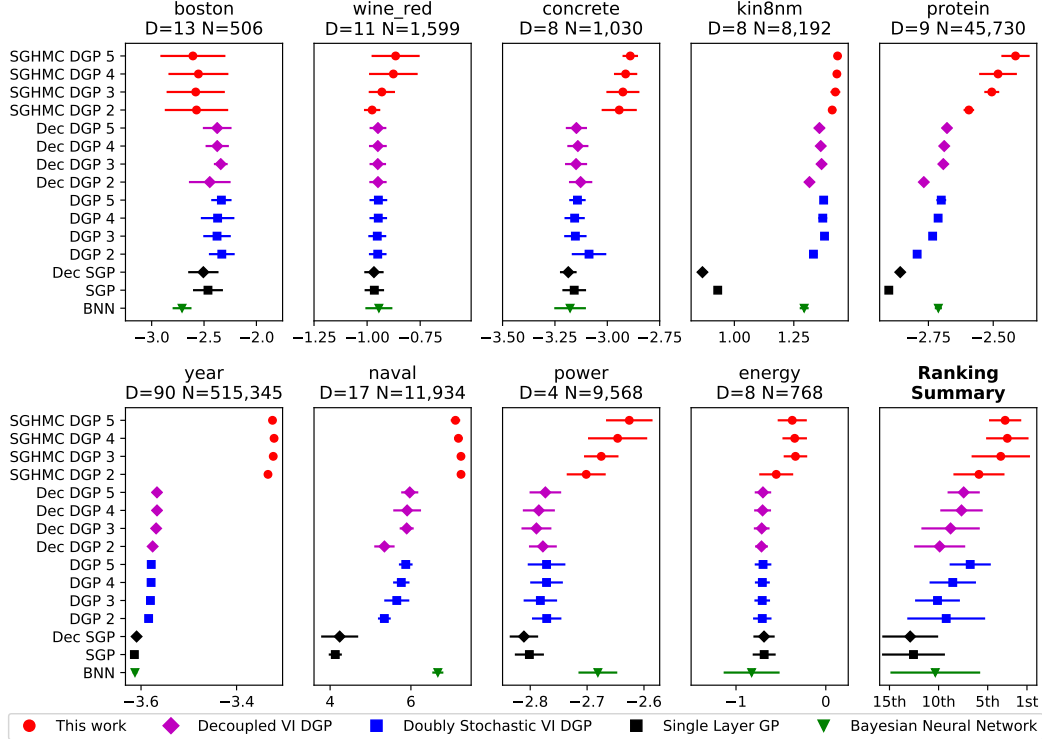


Figure 4: The test mean log-likelihood of the predictions and its standard deviation on the UCI datasets. Ranking Summary: the average rank and its standard deviation. Right is better. Best viewed in colour.

from 0 hidden layers up to 4 with 10 nodes per layer. The covariance function was a standard Radial Basis Function with separate lengthscales per dimension. We exercised a random 0.8-0.2 train-test split. In the *year* dataset, we used a fixed train-text split to avoid the ‘producer effect’ by making sure no song from a given artist ended up in both the train and test sets.

Baselines: The main baselines for our experiments were the Doubly Stochastic DGPs. For a faithful comparison, we used the same parameters as in the original paper. In terms of the number of inducing points, we tested two variants. First, the original, coupled version with $M = 100$ inducing points per layer (DGP). Secondly, a decoupled version (Dec DGP) with $M_a = 300$ points for the mean and $M_b = 50$ for the variance. These numbers were chosen so that the runtime of a single iteration is the same as the coupled version. Further baselines were provided by coupled (SGP: $M = 100$) and decoupled (Dec SGP: $M_a = 300$, $M_b = 50$) single layer GP. The final baseline was a Robust Bayesian Neural Network (BNN) [Springenberg et al., 2016] with three hidden layers and 50 nodes per layer.

SGHMC DGP (This work): The architecture of this model is the same as the baseline models. $M = 100$ inducing inputs were used to stay consistent with the baseline. The burn-in phase consisted of 20,000 iterations followed by the sampling phase during which 200 samples were drawn over the course of 10,000 iterations.

MNIST classification SGHMC is also effective on classification problems. Using the Robust-Max [Hernández-Lobato et al., 2011] likelihood function, we applied the model to the MNIST dataset. The SGP and Dec SGP models achieved an accuracy of 96.8 % and 97.7 % respectively. Regarding the deep models, the best performing model was Dec DGP 3 with 98.1 % followed by SGHMC DGP 3 with 98.0 % and DGP 3 with 97.8 %. [Salimbeni and Deisenroth, 2017] report slightly higher values of 98.11 % for DGP 3. This difference can be attributed to different initialization of the parameters.

Harvard Clean Energy Project This regression dataset was produced for the Harvard Clean Energy Project [Hachmann et al., 2011]. It measures the efficiency of organic photovoltaic molecules. It is a high-dimensional dataset (60,000 datapoints and 512 binary features) that is known to benefit

from deep models. SGHMC DGP 5 established a new state-of-the-art predictive performance with test MLL of -0.83 . DGP 2-5 reached up-to -1.25 . Other available results on this dataset are -0.99 for DGPs with Expectation Propagation and BNNs with -1.37 [Bui et al., 2016].

Runtime To support our claim that SGHMC has a lower computational cost than DSVI, we plot the test MLL at different stages during the training process (Figure 3). SGHMC converges faster and to a higher limit than DSVI. SGHMC reached the target 20,000 iterations $1.6\times$ faster.

7 Conclusions

This paper described and demonstrated an inference method new to DGPs, SGHMC, that directly sampled from the posterior distribution in the usual inducing point framework. We described the novel the Moving Window MCEM algorithm that was demonstrably able to optimize the hyperparameters in a fast and efficient manner. This significantly improved the performance on medium-large datasets at a reduced computational cost and thus established a new state-of-the-art for inference in DGPs.

References

- M. Abadi, A. Agarwal, P. Barham, E. Brevdo, Z. Chen, C. Citro, G. S. Corrado, A. Davis, J. Dean, M. Devin, S. Ghemawat, I. Goodfellow, A. Harp, G. Irving, M. Isard, Y. Jia, R. Jozefowicz, L. Kaiser, M. Kudlur, J. Levenberg, D. Mané, R. Monga, S. Moore, D. Murray, C. Olah, M. Schuster, J. Shlens, B. Steiner, I. Sutskever, K. Talwar, P. Tucker, V. Vanhoucke, V. Vasudevan, F. Viégas, O. Vinyals, P. Warden, M. Wattenberg, M. Wicke, Y. Yu, and X. Zheng. TensorFlow: Large-scale machine learning on heterogeneous systems, 2015. URL <https://www.tensorflow.org/>. Software available from tensorflow.org.
- S. Brooks, A. Gelman, G. Jones, and X.-L. Meng. *Handbook of markov chain monte carlo*. CRC press, 2011.
- T. Bui, D. Hernández-Lobato, J. Hernandez-Lobato, Y. Li, and R. Turner. Deep gaussian processes for regression using approximate expectation propagation. In *International Conference on Machine Learning*, pages 1472–1481, 2016.
- T. Chen, E. Fox, and C. Guestrin. Stochastic gradient hamiltonian monte carlo. In *International Conference on Machine Learning*, pages 1683–1691, 2014.
- C.-A. Cheng and B. Boots. Incremental variational sparse gaussian process regression. In *Advances in Neural Information Processing Systems*, pages 4410–4418, 2016.
- C.-A. Cheng and B. Boots. Variational inference for gaussian process models with linear complexity. In *Advances in Neural Information Processing Systems*, pages 5190–5200, 2017.
- D. Cramer. *Fundamental Statistics for Social Research: Step-by-Step Calculations and Computer Techniques Using SPSS for Windows*. Routledge, New York, NY, 10001, 1998. ISBN 0415172039.
- K. Cutajar, E. V. Bonilla, P. Michiardi, and M. Filippone. Random feature expansions for deep gaussian processes. *arXiv preprint arXiv:1610.04386*, 2016.
- A. Damianou. *Deep Gaussian processes and variational propagation of uncertainty*. PhD thesis, University of Sheffield, 2015.
- A. Damianou and N. Lawrence. Deep gaussian processes. In *Artificial Intelligence and Statistics*, pages 207–215, 2013.
- A. Graves. Practical variational inference for neural networks. In *Advances in Neural Information Processing Systems*, pages 2348–2356, 2011.
- J. Hachmann, R. Olivares-Amaya, S. Atahan-Evrenk, C. Amador-Bedolla, R. S. Sánchez-Carrera, A. Gold-Parker, L. Vogt, A. M. Brockway, and A. Aspuru-Guzik. The harvard clean energy project: large-scale computational screening and design of organic photovoltaics on the world community grid. *The Journal of Physical Chemistry Letters*, 2(17):2241–2251, 2011.

- J. Hensman, A. G. Matthews, M. Filippone, and Z. Ghahramani. Mcmc for variationally sparse gaussian processes. In *Advances in Neural Information Processing Systems*, pages 1648–1656, 2015.
- D. Hernández-Lobato, J. M. Hernández-Lobato, and P. Dupont. Robust multi-class gaussian process classification. In *Advances in neural information processing systems*, pages 280–288, 2011.
- J. M. Hernández-Lobato and R. Adams. Probabilistic backpropagation for scalable learning of bayesian neural networks. In *International Conference on Machine Learning*, pages 1861–1869, 2015.
- T. P. Minka. Expectation propagation for approximate bayesian inference. In *Proceedings of the Seventeenth conference on Uncertainty in artificial intelligence*, pages 362–369. Morgan Kaufmann Publishers Inc., 2001.
- R. M. Neal. Probabilistic inference using markov chain monte carlo methods. 1993.
- J. Quiñero-Candela and C. E. Rasmussen. A unifying view of sparse approximate gaussian process regression. *Journal of Machine Learning Research*, 6(Dec):1939–1959, 2005.
- H. Salimbeni and M. Deisenroth. Doubly stochastic variational inference for deep gaussian processes. In *Advances in Neural Information Processing Systems*, pages 4591–4602, 2017.
- E. Snelson and Z. Ghahramani. Sparse gaussian processes using pseudo-inputs. In Y. Weiss, B. Schölkopf, and J. C. Platt, editors, *Advances in Neural Information Processing Systems 18*, pages 1257–1264. MIT Press, 2006.
- J. T. Springenberg, A. Klein, S. Falkner, and F. Hutter. Bayesian optimization with robust bayesian neural networks. In *Advances in Neural Information Processing Systems*, pages 4134–4142, 2016.
- M. Titsias. Variational learning of inducing variables in sparse gaussian processes. In D. van Dyk and M. Welling, editors, *Proceedings of the Twelfth International Conference on Artificial Intelligence and Statistics*, volume 5 of *Proceedings of Machine Learning Research*, pages 567–574, Hilton Clearwater Beach Resort, Clearwater Beach, Florida USA, 16–18 Apr 2009. PMLR.
- R. E. Turner and M. Sahani. Two problems with variational expectation maximisation for time-series models. 2011.
- G. C. Wei and M. A. Tanner. A monte carlo implementation of the em algorithm and the poor man’s data augmentation algorithms. *Journal of the American statistical Association*, 85(411):699–704, 1990.
- M. Welling and Y. W. Teh. Bayesian learning via stochastic gradient langevin dynamics. In *Proceedings of the 28th International Conference on Machine Learning (ICML-11)*, pages 681–688, 2011.
- C. K. Williams and C. E. Rasmussen. Gaussian processes for regression. In *Advances in neural information processing systems*, pages 514–520, 1996.