
Data augmentation instead of explicit regularization

Alex Hernández-García
Institute of Cognitive Science
University of Osnabrück, Germany
ahernandez@uos.de

Peter König
Institute of Cognitive Science
University of Osnabrück, Germany
pkoenig@uos.de

Abstract

Modern deep artificial neural networks have achieved impressive results through models with very large capacity—compared to the number of training examples—that control overfitting with the help of different forms of regularization. Regularization can be implicit, as is the case of stochastic gradient descent and parameter sharing in convolutional layers, or explicit. Most common explicit regularization techniques, such as weight decay and dropout, reduce the effective capacity of the model and typically require the use of deeper and wider architectures to compensate for the reduced capacity. Although these techniques have been proven successful in terms of improved generalization, they seem to *waste* capacity. In contrast, data augmentation techniques do not reduce the effective capacity and improve generalization by increasing the number of training examples. In this paper we systematically analyze the effect of data augmentation on some popular architectures and conclude that data augmentation alone—without any other explicit regularization techniques—can achieve the same performance or higher as regularized models, especially when training with fewer examples, and exhibits much higher adaptability to changes in the architecture.

1 Introduction

Regularization plays a central role in machine learning. Loosely defined, regularization is any modification applied to a learning algorithm that helps prevent overfitting and improve generalization. Whereas in simple machine learning algorithms the sources of regularization can be easily identified as explicit terms in the objective function, in modern deep neural networks the sources of regularization are multiple and some of them are not explicit, but implicit.

Although the terms explicit and implicit regularization have been used recently in the literature (Neyshabur et al., 2014; Zhang et al., 2017), their distinction has been rather subjective. We propose the following definitions:

- **Explicit regularization** techniques are those *specifically* and solely designed to constrain the effective capacity of a given model in order to reduce overfitting. Furthermore, explicit regularizers are not a structural or essential part of the network architecture, the data or the learning algorithm and can typically be added or removed easily.
- **Implicit regularization** is the reduction of the generalization error or overfitting provided by characteristics of the network architecture, the training data or the learning algorithm, which are not specifically designed to constrain the effective capacity of the given model.

Examples of explicit regularizers are weight decay (Hanson & Pratt, 1989), which penalizes large parameters; dropout (Srivastava et al., 2014), which randomly removes a fraction of the neural connections during training; and stochastic depth (Huang et al., 2016), which drops whole layers instead. Implicit regularization effects are provided, for instance, by the popular stochastic gradient

descent (SGD) algorithm, which tends to converge to solutions with small norm (Zhang et al., 2017); convolutional layers, which impose parameter sharing based on prior knowledge about the data; and batch normalization (Ioffe & Szegedy, 2015), whose aim is reducing the the internal covariate shift, but also implicitly regularizes the model due to the noise in the batch estimates for mean and variance.

Driven by the efficient use and development of GPUs, much research efforts have been devoted to finding ways of training deeper and wider networks of larger capacity (Simonyan & Zisserman, 2014; He et al., 2016; Zagoruyko & Komodakis, 2016). Ironically, their effective capacity is eventually reduced in practice by the use of weight decay and dropout, among other explicit regularizers. It is known, for instance, that the gain in generalization provided by dropout comes at the cost of using larger models and training for longer (Goodfellow et al., 2016). Hence, it seems that with such an approach deep networks are wasting capacity (Dauphin & Bengio, 2013). As a matter of fact, unlike traditional machine learning models, deep neural networks seem not to need explicit regularizers to generalize well, as suggested by Zhang et al. (2017).

One popular technique that also improves generalization is data augmentation. Importantly, it differs from explicit regularizers mainly in that it does not reduce the effective capacity of the model. Data augmentation has been long used in machine learning (Simard et al., 1992) and it has been identified as a critical component of many models (Ciresan et al., 2010; Krizhevsky et al., 2012; LeCun et al., 2015). However, although some authors sometimes report the impact of data augmentation on the performance of their models (Graham, 2014), the literature lacks, to our knowledge, a thorough, systematic analysis of the impact of data augmentation on convolutional neural networks compared to the most popular explicit regularization techniques (Hernández-García & König, 2018).

1.1 Our contributions

In this paper, we systematically analyze the role of data augmentation in deep neural networks for object recognition, compare it to some popular explicit regularization techniques by using the methodology in (Hernández-García & König, 2018), test its potential to enhance learning from fewer training examples, to adapt to different architectures and discuss its relationship with model capacity.

1.1.1 Data augmentation and explicit regularization

Zhang et al. (2017) raised the thought-provoking idea that *explicit regularization may improve generalization performance, but is neither necessary nor by itself sufficient for controlling generalization error*. The authors came to this conclusion from the observation that turning off the explicit regularizers of a model does not prevent the model from generalizing—although the performance does get degraded. This contrasts with traditional machine learning involving convex optimization, where regularization is necessary to avoid overfitting and generalize (Vapnik & Chervonenkis, 1971).

However, Zhang et al. (2017) consider data augmentation an explicit form of regularization comparable to weight decay and dropout. We argue instead that data augmentation deserves a different classification due to some fundamental properties: Notably, data augmentation does not reduce the effective capacity of the model. Explicit regularizers are often used to counteract overfitting, but as a side effect the architecture needs to be larger and the training longer (Krizhevsky et al., 2012; Goodfellow et al., 2016). In contrast, data augmentation increases the number of training examples—although not in an independently distributed way—and the robustness against input variability. This has the welcome side-effect of implicitly regularizing the model and improving generalization.

Here, we build upon some of the ideas and procedures from Zhang et al. (2017) and extended by Hernández-García & König (2018), and perform some experiments to assess the role of data augmentation in deep neural networks and in particular in contrast to explicit regularizers (weight decay and dropout). In our experiments, we consider two levels of augmentation, light and heavier, as well as no augmentation at all. Then, we test them on two popular successful network architectures: the relatively shallow all convolutional network net (Springenberg et al., 2014) and the deeper wide residual network (Zagoruyko & Komodakis, 2016), trained on the Imagenet (Russakovsky et al., 2015), CIFAR-10 and CIFAR-100 (Krizhevsky & Hinton, 2009) object recognition benchmarks, with and without explicit regularization. Our central conclusion can be summarized as:

In a deep convolutional neural network trained with sufficient level of data augmentation and optimized by SGD, explicit regularizers (weight decay and dropout) might not provide any additional generalization improvement.

1.1.2 Data augmentation and training with fewer examples

Augmented data might be regarded as artificial and very similar to the source examples, therefore with limited contribution for making a network learn more useful representations. However, it has proven to be very useful in extreme cases such as one-shot learning, where only one or few training examples are available (Vinyals et al., 2016).

In order to provide a better insight into the usefulness of data augmentation, we train the networks with only 80%, 50 %, 10 % and 1 % of the available training data and test the effect of data augmentation, again in contrast to explicit regularizers. The summary of our findings in this regard can be summarized as:

When a deep neural network is trained with a subset of the training data, heavier data augmentation achieves a smaller gap with respect to the baseline model, especially if no explicit regularization is used. Thus, data augmentation seems to serve as true data to a great extent.

1.1.3 Data augmentation and adaptability

One of the disadvantages of explicit regularization is that the parameters highly depend on the network architecture, the amount of training data and other factors. Therefore, if the architecture or other factors change, as is common during experimentation, one has to tune the regularization hyperparameters to achieve comparable results. In order to analyze how data augmentation adapts to different architectures, we test several augmentation schemes on shallower and deeper versions of the network, with and without explicit regularization. Our finding is the following:

Data augmentation easily adapts to different depths without tuning its parameters, unlike explicit regularizers. If no explicit regularization is used, we observe that a shallower network achieves slightly worse results and a deeper architecture achieves better results.

1.2 Related work

Regularization is a central research topic in machine learning as it is a key component for ensuring good generalization (Girosi et al., 1995; Müller, 2012). In the case of deep learning, where networks tend to have several orders of magnitude more parameters than training examples, statistical learning theory (Vapnik & Chervonenkis, 1971) indicates that regularization becomes even more crucial. Accordingly, a myriad of tools and techniques have been proposed as regularizers: early stopping (Plaut et al., 1986), weight decay (Hanson & Pratt, 1989) and other L^p penalties, dropout (Srivastava et al., 2014) and stochastic depth (Huang et al., 2016), to name a few examples. Besides, other successful techniques have been studied for their regularization effect, despite not being explicitly intended as such. That is the case of unsupervised pre-training (Erhan et al., 2010), multi-task learning (Caruana, 1998), convolutional layers (LeCun et al., 1990), batch normalization (Ioffe & Szegedy, 2015) and adversarial training (Szegedy et al., 2013).

Data augmentation is another almost ubiquitous technique in deep learning, especially for computer vision tasks, which can be regarded as an implicit regularizer because it improves regularization. It was already used in the late 80's and early 90's for handwritten digit recognition (Simard et al., 1992) and it has been identified as a very important element of many modern successful models, like AlexNet (Krizhevsky et al., 2012), All-CNN (Springenberg et al., 2014) or ResNet (He et al., 2016), for instance. In some cases, data augmentation has been applied heavily with successful results (Wu et al., 2015). In domains other than computer vision, data augmentation has also been proven effective, for example in speech recognition (Jaitly & Hinton, 2013), music source separation (Uhlich et al., 2017) or text categorization (Lu et al., 2006).

Bengio et al. (2011) focused on the importance of data augmentation for recognizing handwritten digits (MNIST) through greedy layer-wise unsupervised pre-training (Bengio et al., 2007). The main conclusion of that work was that deeper architectures benefit more from data augmentation than shallow networks. Zhang et al. (2017) included data augmentation in their analysis of the role of regularization in the generalization of deep networks, although it was considered an explicit regularizer similar to weight decay and dropout. A few works have reported the performance of their models when trained with different types of data augmentation levels (Graham, 2014).

Recently, the deep learning community seems to have become more aware of the importance of data augmentation (Hernández-García & König, 2018) and new techniques, such as cutout (DeVries & Taylor, 2017a) or augmentation in the feature space (DeVries & Taylor, 2017b), have been proposed. Very interestingly, models that automatically learn useful data transformations have also been published recently (Hauberg et al., 2016; Lemley et al., 2017; Ratner et al., 2017; Antoniou et al., 2017), although another study by Perez & Wang (2017) analyzed the performance of different data augmentation techniques for object recognition and concluded that one of the most successful techniques so far is the traditional transformations carried out in most studies.

2 Experiments

This section describes the experimental setup for systematically analyzing the role of data augmentation in modern deep neural networks compared to weight decay and dropout.

2.1 Network architectures

We perform our experiments on two popular architectures that have achieved successful results in object recognition tasks: the all convolutional network, All-CNN (Springenberg et al., 2014) and the wide residual network, WRN (Zagoruyko & Komodakis, 2016). All-CNN has a relatively small number of layers and parameters, whereas WRN is rather deep and has many more parameters.

All convolutional net. All-CNN consists exclusively of convolutional layers with ReLU activations (Glorot et al., 2011), it is relatively shallow and has few parameters. For ImageNet, the network has 16 layers and 9.4 M parameters; for CIFAR, it has 12 layers and about 1.3 M parameters. In our experiments to compare the adaptability of data augmentation and explicit regularization to changes in the architecture, we also test a *shallower* version, with 9 layers and 374 K parameters, and a *deeper* version, with 15 layers and 2.4 M parameters. The four architectures can be described as follows:

ImageNet	96C11(2)–96C1(1)–96C3(2)–256C5(1)–256C1(1)–256C3(2) –384C3(1)–384C1(1)–384C3(2)–1024C3(1)–1024C1(1) – <i>N.Cl.C1(1)</i> –Gl.Avg.–Softmax
CIFAR	2×96C3(1)–96C3(2)–2×192C3(1)–192C3(2)–192C3(1)–192C1(1) – <i>N.Cl.C1(1)</i> –Gl.Avg.–Softmax
Shallower	2×96C3(1)–96C3(2)–192C3(1)–192C1(1) – <i>N.Cl.C1(1)</i> –Gl.Avg.–Softmax
Deeper	2×96C3(1)–96C3(2)–2×192C3(1)–192C3(2)–2×192C3(1) –192C3(2)–192C3(1)–192C1(1)– <i>N.Cl.C1(1)</i> –Gl.Avg.–Softmax

where $KCD(S)$ is a $D \times D$ convolutional layer with K channels and stride S , followed by batch normalization and a ReLU non-linearity. *N.Cl.* is the number of classes and Gl.Avg. refers to global average pooling. The CIFAR network is identical to the All-CNN-C architecture in the original paper, except for the introduction of the batch normalization layers (Ioffe & Szegedy, 2015). The ImageNet network is identical to the original version, except for the batch normalization layers and a stride of 2 instead of 4 in the first layer to compensate for the reduced input size.

We set the same training parameters as in the original paper in the cases they are reported. Specifically, the All-CNN networks are trained using stochastic gradient descent, with fixed momentum 0.9, learning rate of 0.01 and decay factor of 0.1. The batch size for the experiments on ImageNet is 64 and we train during 25 epochs decaying the learning rate at epochs 10 and 20. On CIFAR, the batch size is 128 and we train during 350 epochs decaying at epochs 200, 250 and 300. The kernel parameters are initialized according to the Xavier uniform initialization (Glorot & Bengio, 2010).

Wide Residual Network. WRN is a modification of ResNet (He et al., 2016) that achieves better performance with fewer layers, but more units per layer. Although in the original paper several combinations of depth and width are tested, here we choose for our experiments the WRN-28-10 version (28 layers and about 36.5 M parameters), which is reported to achieve the best results on CIFAR. It has the following architecture:

16C3(1)–4×160R–4×320R–4×640R–BN–ReLU–Avg.(8)–FC–Softmax

where KR is a residual block with residual function $BN-ReLU-KC3(1)-BN-ReLU-KC3(1)$. BN is batch normalization, Avg.(8) is spatial average pooling of size 8 and FC is a fully connected layer. On ImageNet, the stride of the first convolution is 2. The stride of the first convolution within the residual blocks is 1 except in the first block of the series of 4, where it is 2 to subsample the maps.

Again, we try to replicate the training parameters of the original paper: we use SGD, with fixed Nesterov momentum 0.9 and learning rate of 0.1. On ImageNet, the learning rate is decayed by 0.2 at epochs 8 and 15 and we train for a total of 20 epochs with batch size 32. On CIFAR, we train with a batch size of 128 during 200 epochs and decay the learning rate at epochs 60, 120 and 160. The kernel parameters are initialized according to the He normal initialization (He et al., 2015).

2.2 Data

We perform the experiments on the highly benchmarked data sets ImageNet (Russakovsky et al., 2015) ILSVRC 2012, CIFAR-10 and CIFAR-100 (Krizhevsky & Hinton, 2009). We resize the 1.3 M images from ImageNet into 150×200 pixels, as a compromise between keeping a high resolution and speeding up the training. Both on ImageNet and on CIFAR, we divide the pixel values by 255 in order to scale the images into the range $[0, 1]$ and use 32 bits floating precision.

So as to analyze the role of data augmentation, we train every network architecture with two different augmentation schemes as well as with no data augmentation at all:

Light augmentation. This scheme is adopted from the literature, for example (Goodfellow et al., 2013; Springenberg et al., 2014), and performs only horizontal flips and horizontal and vertical translations of 10% of the image size.

Heavier augmentation. This scheme performs a larger range of affine transformations such as scaling, rotations and shear mappings, as well as contrast and brightness adjustment. On ImageNet we additionally perform a random crop of 128×128 pixels. The choice of the allowed transformations is arbitrary and the only criterion was that the objects are still recognizable in general. We deliberately avoid designing a particularly successful scheme. The details of the *heavier* scheme can be consulted in the supplementary material.

2.3 Train and test

Every model is train both with explicit regularization—weight decay and dropout as specified in the original papers—and with no explicit regularization. Furthermore, we train each model with the three data augmentation schemes. The performance of the models is computed on the separate test tests and, as reported by previous works (Krizhevsky et al., 2012; Simonyan & Zisserman, 2014), when the models are trained with either light or heavier data augmentation, we average the softmax posteriors over 10 random *light* augmentations, since slightly better results are obtained.

All the experiments are performed on the neural networks API Keras (Chollet et al., 2015) on top of TensorFlow (Abadi et al., 2015) and on a single GPU NVIDIA GeForce GTX 1080 Ti.

3 Results

This section presents the most relevant results, organized according to the three contributions presented in Section 1.1: the experiments with the original architectures in order to compare data augmentation and the explicit regularizers, the experiments with fewer training examples and the experiments with shallower and deeper versions of the All-CNN architecture.

The figures are designed with the aim of enabling an easy and direct comparison between the models trained with and without explicit regularization, as well as between the different levels of data augmentation. The upper purple bars correspond to the models without regularization and the lower red bars to the models trained with weight decay and dropout. The different color saturation corresponds to the three augmentation schemes. We report the test accuracy on CIFAR and the top-5 test accuracy on ImageNet. Note also that the accuracy axis is not in a $[0, 100]$ range, but it is stretched so as to visually highlight the differences between models.

3.1 A substitute for explicit regularization

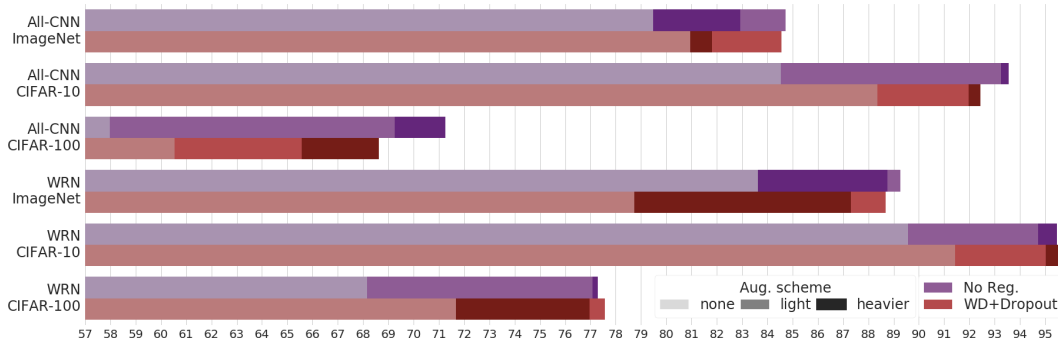


Figure 1: Performance of the models with the original architectures, trained with the whole data sets. The results suggest that data augmentation alone can achieve even better performance than the models trained with both weight decay and dropout.

The performance of the original networks trained with the full data sets is presented in Figure 1. As expected, both explicit regularization—weight decay and dropout—and data augmentation are successful in reducing the generalization error. However, some relevant observations can be made. Most notably, it seems that data augmentation alone is able to regularize the model as much as in combination with weight decay and dropout and in some cases it clearly achieves better performance. It is also important to point out that all experiments have been performed with the same hyperparameters in order to enable fair comparisons, rather than to push better performance. However, we have observed that when the augmentation is heavier better results are obtained by training with a higher learning rate. Further details can be found in the supplementary material.

3.2 Fewer available training examples

We extend the analysis of the data augmentation role by training the same networks with fewer training examples. All models are trained with the same random subset of data and evaluated in the same test set as the previous experiments in order to enable fairer comparisons. Figure 2 shows the results with 50 % and 10 % of the available data and the full report, including additional experiments with 80 % and 1 % of the data, is given in the supplementary material.

As expected, the performance decays with the amount of available training examples. However, as the level of data augmentation increases, the difference with respect to the baseline performance (by training with all examples) significantly decreases if the model has enough capacity. This indicates that data augmentation serves, to a great extent, as true data. Therefore, this confirms the effectiveness of this technique when not many training examples are available.

Furthermore, in all the experiments with a reduced set of the available data, the observations presented above become even clearer: It seems that if explicit regularization is removed, data augmentation alone better resists the lack of data. This can probably be explained by the fact that explicit regularization reduces the effective capacity, preventing the model from taking advantage of the augmented data.

3.3 Shallower and deeper architectures

Finally, we perform the same experiments on shallower and deeper versions of All-CNN, so as to analyze how data augmentation and regularization are handled by changes in the architecture. The results in Figure 3 together with the detailed report of results in the supplementary material show that if the explicit regularization is removed and data augmentation is included, the shallower network achieves slightly worse results and the deeper network slightly better results than the original network. This behavior can be explained by the reduced or increased capacity. However, with the explicit regularization active, the results dramatically drop in both cases. A probable explanation is that the regularization parameters are not adjusted to the architecture, whereas in the original models the parameters were finely tuned by the authors to obtain state of the art results. This highlights another crucial advantage of data augmentation: the adjustment of its parameters depends mostly on the

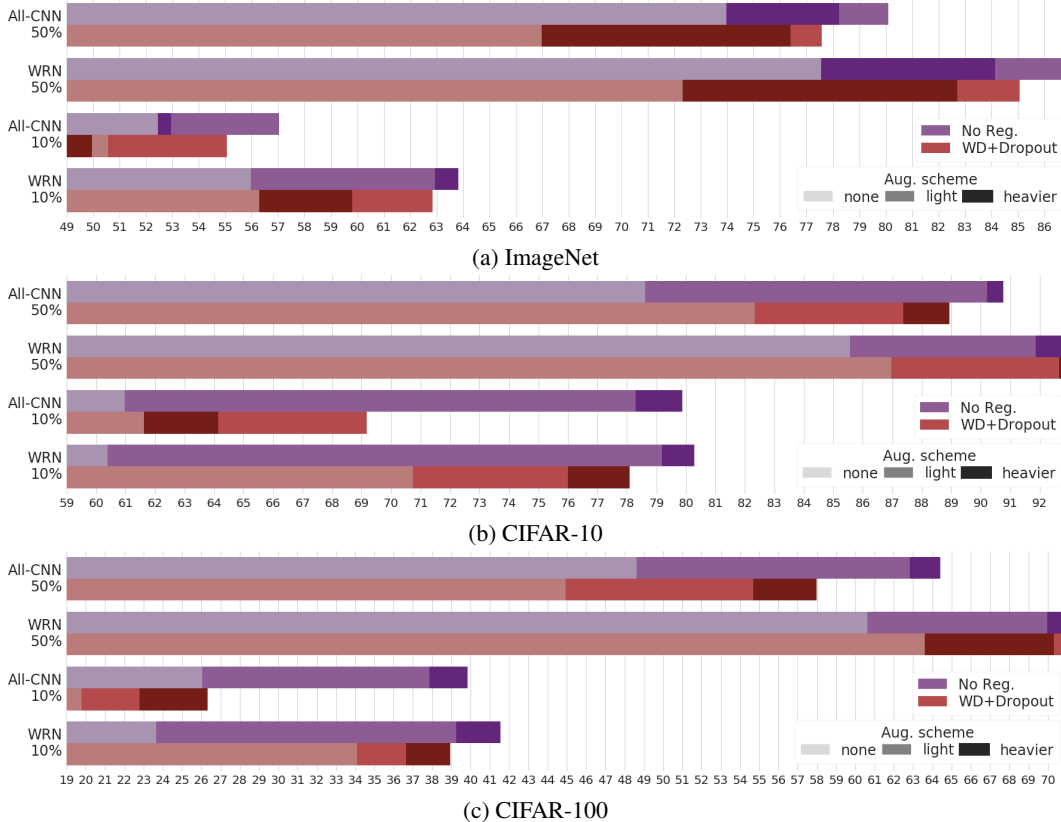


Figure 2: Performance of the models when the amount of available training data is reduced. In general, the models trained without regularization outperform the regularized counterparts and the differences become larger as the amount of available training data decreases.

training data, rather than on the particular architecture, which offers much more flexibility compared to using explicit regularization. In the supplementary material we provide an analysis of the norm of the weight matrices that helps shed some more light on how the different levels of regularization and data augmentation affect the learned models.

4 Discussion and Conclusion

In this work, we have presented a systematic analysis of the role of data augmentation in deep neural networks for object recognition, focusing on the comparison with popular techniques of explicit regularization. We have built upon the work by Zhang et al. (2017), where the authors concluded that explicit regularization is not necessary, although it improves generalization performance. Here, we have shown that it is not only unnecessary, but also that the generalization gain provided by explicit regularization can be achieved by data augmentation alone.

The importance of these results lies in the fact that explicit regularization is the standard tool to enable the generalization of most machine learning methods. However, according to Zhang et al. (2017), explicit regularization plays a different role in deep learning, not explained by statistical learning theory (Vapnik & Chervonenkis, 1971). We argue instead that the theory still holds in deep learning, but one has to properly consider the crucial role of implicit regularization. Explicit regularization is no longer necessary because its contribution is already provided by the many elements that implicitly regularize the models: SGD, convolutional layers and data augmentation, among others.

Whereas explicit regularizers, such as weight decay and dropout, succeed in mitigating overfitting by blindly reducing the effective capacity of a model, implicit regularization operates more effectively at capturing important characteristics of the data (Neyshabur et al., 2014). For instance, convolutional layers successfully reduce the capacity of a model by imposing a parameter sharing strategy that

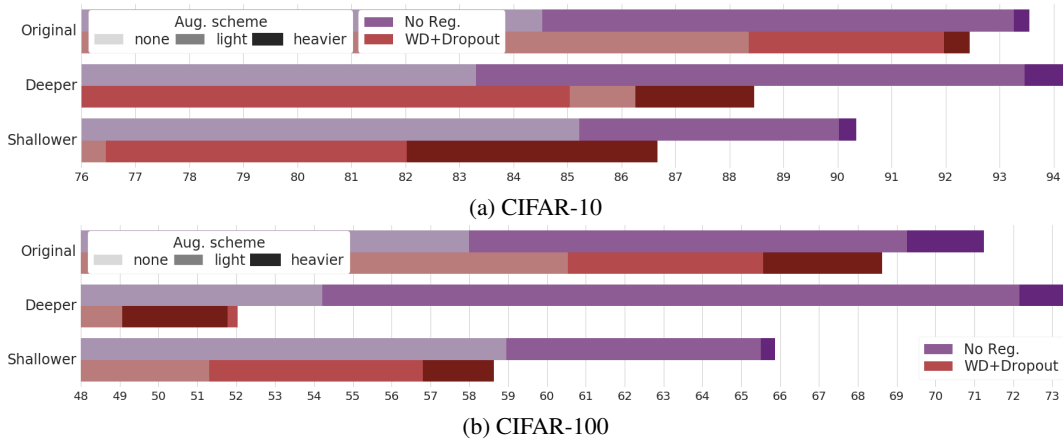


Figure 3: Performance of shallower and deeper versions of All-CNN. In all the models explicitly regularized with weight decay and dropout, the change of architecture implies a dramatic drop in the performance, compared to the models with no explicit regularization.

incorporates some essential prior domain knowledge, as well as data augmentation by transforming the training examples in a meaningful and plausible way.

In this regard it is worth highlighting some of the advantages of data augmentation: Not only does it not reduce the effective capacity of the model, but it increases the number of training examples, which, according to statistical learning theories, reduces the generalization error. Furthermore, if the transformations are such that they reflect plausible variations of the real objects, it increases the robustness of the model and it can be regarded as a data-dependent prior, similarly to unsupervised pre-training (Erhan et al., 2010). Besides, unlike explicit regularization techniques, data augmentation does not increase the computational complexity because it can be performed in parallel to the gradient updates on the CPU, making it a computationally free operation. Finally, in Section 3.3 we have shown how data augmentation transparently adapts to architectures of different depth, whereas explicitly regularized models need manual adjustment of the regularization parameters.

Deep neural networks can especially benefit from data augmentation because they do not rely on pre-computed features and because the large number of parameters allows them to shatter the augmented training set. Actually, if data augmentation is included for training, we might have to reconsider whether deep learning operates in an *overparameterization* regime, since the model capacity should take into account the amount of training data, which is exponentially increased by augmentation.

Some argue that despite these advantages, data augmentation is a highly limited approach because it depends on some prior expert knowledge and it cannot be applied to all domains. However, we argue instead that expert knowledge should not be disregarded but exploited. A single data augmentation scheme can be designed for a broad family of data, e.g. natural images, and effectively applied to a broad set of tasks, e.g. object recognition, segmentation, localization, etc. Besides, some recent works show that it is possible to learn the data augmentation strategies (Lemley et al., 2017; Ratner et al., 2017) and future research will probably yield even better results in different domains.

Data augmentation is often regarded by authors as a *hack* that should be avoided in order to test the potential of a newly proposed architecture, whereas weight decay and to a lesser extent dropout, are almost ubiquitous. We believe that these roles should be switched in view of the results presented here and the advantages of data augmentation over explicit regularization. A good architecture should be able to perform well without the need for explicit regularization and it should also be able to successfully learn from augmented data sets. We hope that future work sheds more lights by analyzing more architectures and data sets, and even other domains such as text and speech processing.

References

Martín Abadi, Ashish Agarwal, Paul Barham, Eugene Brevdo, Zhifeng Chen, Craig Citro, Greg S. Corrado, Andy Davis, Jeffrey Dean, Matthieu Devin, and et al. TensorFlow: Large-scale machine

- learning on heterogeneous systems, 2015. URL <http://tensorflow.org/>. Software available from tensorflow.org.
- Antreas Antoniou, Amos Storkey, and Harrison Edwards. Data augmentation generative adversarial networks. *arXiv preprint arXiv:1711.04340*, 2017.
- Yoshua Bengio, Pascal Lamblin, Dan Popovici, and Hugo Larochelle. Greedy layer-wise training of deep networks. In *Advances in neural information processing systems*, pp. 153–160, 2007.
- Yoshua Bengio, Arnaud Bergeron, Nicolas Boulanger-Lewandowski, Thomas Breuel, Youssouf Chherawala, Moustapha Cisse, Dumitru Erhan, Jeremy Eustache, Xavier Glorot, Xavier Muller, et al. Deep learners benefit more from out-of-distribution examples. In *Proceedings of the Fourteenth International Conference on Artificial Intelligence and Statistics*, pp. 164–172, 2011.
- Rich Caruana. Multitask learning. In *Learning to learn*, pp. 95–133. Springer, 1998.
- François Chollet et al. Keras. <https://github.com/fchollet/keras>, 2015.
- Dan Claudiu Ciresan, Ueli Meier, Luca Maria Gambardella, and Jürgen Schmidhuber. Deep big simple neural nets excel on handwritten digit recognition. *arXiv preprint arXiv:1003.0358*, 2010.
- Yann N Dauphin and Yoshua Bengio. Big neural networks waste capacity. In *International Conference on Learning Representations, ICLR, arXiv: 1301.3583*, 2013.
- Terrance DeVries and Graham W Taylor. Improved regularization of convolutional neural networks with cutout. *arXiv preprint arXiv:1708.04552*, 2017a.
- Terrance DeVries and Graham W Taylor. Dataset augmentation in feature space. In *International Conference on Learning Representations, ICLR, arXiv:1702.05538*, 2017b.
- Dumitru Erhan, Yoshua Bengio, Aaron Courville, Pierre-Antoine Manzagol, Pascal Vincent, and Samy Bengio. Why does unsupervised pre-training help deep learning? *Journal of Machine Learning Research*, 11(Feb):625–660, 2010.
- Federico Girosi, Michael Jones, and Tomaso Poggio. Regularization theory and neural networks architectures. *Neural computation*, 7(2):219–269, 1995.
- Xavier Glorot and Yoshua Bengio. Understanding the difficulty of training deep feedforward neural networks. In *JMLR W&CP: Proceedings of the Thirteenth International Conference on Artificial Intelligence and Statistics (AISTATS 2010)*, volume 9, pp. 249–256, may 2010.
- Xavier Glorot, Antoine Bordes, and Yoshua Bengio. Deep sparse rectifier neural networks. In *Proceedings of the Fourteenth International Conference on Artificial Intelligence and Statistics*, pp. 315–323, 2011.
- Ian Goodfellow, Yoshua Bengio, and Aaron Courville. *Deep learning*. MIT press, 2016.
- Ian J. Goodfellow, David Warde-Farley, Mehdi Mirza, Aaron C. Courville, and Yoshua Bengio. Maxout networks. In *Proceedings of the 30th International Conference on Machine Learning, ICML*, pp. 1319–1327, 2013.
- Benjamin Graham. Fractional max-pooling. *arXiv preprint arXiv:1412.6071*, 2014.
- Stephen José Hanson and Lorien Y Pratt. Comparing biases for minimal network construction with back-propagation. In *Advances in neural information processing systems*, pp. 177–185, 1989.
- Søren Hauberg, Oren Freifeld, Anders Boesen Lindbo Larsen, John Fisher, and Lars Hansen. Dreaming more data: Class-dependent distributions over diffeomorphisms for learned data augmentation. In *Artificial Intelligence and Statistics*, pp. 342–350, 2016.
- Kaiming He, Xiangyu Zhang, Shaoqing Ren, and Jian Sun. Delving deep into rectifiers: Surpassing human-level performance on imagenet classification. In *Proceedings of the IEEE international conference on computer vision*, pp. 1026–1034, 2015.

- Kaiming He, Xiangyu Zhang, Shaoqing Ren, and Jian Sun. Deep residual learning for image recognition. In *Proceedings of the IEEE conference on computer vision and pattern recognition*, pp. 770–778, 2016.
- Alex Hernández-García and Peter König. Do deep nets really need weight decay and dropout? *arXiv preprint arXiv:1802.07042*, 2018.
- Gao Huang, Yu Sun, Zhuang Liu, Daniel Sedra, and Kilian Q Weinberger. Deep networks with stochastic depth. In *European Conference on Computer Vision*, pp. 646–661. Springer, 2016.
- Sergey Ioffe and Christian Szegedy. Batch normalization: Accelerating deep network training by reducing internal covariate shift. In *International Conference on Machine Learning*, pp. 448–456, 2015.
- Navdeep Jaitly and Geoffrey E Hinton. Vocal tract length perturbation (vtlp) improves speech recognition. In *Proc. ICML Workshop on Deep Learning for Audio, Speech and Language*, pp. 625–660, 2013.
- Alex Krizhevsky and Geoffrey Hinton. Learning multiple layers of features from tiny images. *Technical report, University of Toronto*, 2009.
- Alex Krizhevsky, Ilya Sutskever, and Geoffrey E Hinton. Imagenet classification with deep convolutional neural networks. In *Advances in neural information processing systems*, pp. 1097–1105, 2012.
- Yann LeCun, Bernhard E Boser, John S Denker, Donnie Henderson, Richard E Howard, Wayne E Hubbard, and Lawrence D Jackel. Handwritten digit recognition with a back-propagation network. In *Advances in neural information processing systems*, pp. 396–404, 1990.
- Yann LeCun, Yoshua Bengio, and Geoffrey Hinton. Deep learning. *Nature*, 521(7553):436–444, 2015.
- Joseph Lemley, Shabab Bazrafkan, and Peter Corcoran. Smart augmentation-learning an optimal data augmentation strategy. *IEEE Access*, 2017.
- Xinghua Lu, Bin Zheng, Atulya Velivelli, and ChengXiang Zhai. Enhancing text categorization with semantic-enriched representation and training data augmentation. *Journal of the American Medical Informatics Association*, 13(5):526–535, 2006.
- Klaus-Robert Müller. Regularization techniques to improve generalization. In *Neural Networks: Tricks of the Trade*, pp. 49–51. Springer, 2012.
- Behnam Neyshabur, Ryota Tomioka, and Nathan Srebro. In search of the real inductive bias: On the role of implicit regularization in deep learning. In *International Conference on Learning Representations, ICLR, arXiv: 1412.6614*, 2014.
- Luis Perez and Jason Wang. The effectiveness of data augmentation in image classification using deep learning. *arXiv preprint arXiv:1712.04621*, 2017.
- D. C. Plaut, S. J. Nowlan, and G. E Hinton. Experiments on learning by back propagation. *ERIC*, 1986.
- Alexander J Ratner, Henry R Ehrenberg, Zeshan Hussain, Jared Dunnmon, and Christopher Ré. Learning to compose domain-specific transformations for data augmentation. In *Advances in Neural Information Processing Systems*, pp. 3239–3249, 2017.
- Olga Russakovsky, Jia Deng, Hao Su, Jonathan Krause, Sanjeev Satheesh, Sean Ma, Zhiheng Huang, Andrej Karpathy, Aditya Khosla, Michael Bernstein, Alexander C. Berg, and Li Fei-Fei. ImageNet Large Scale Visual Recognition Challenge. *International Journal of Computer Vision (IJCV)*, 115(3):211–252, 2015. doi: 10.1007/s11263-015-0816-y.
- Patrice Simard, Bernard Victorri, Yann LeCun, and John Denker. Tangent prop—a formalism for specifying selected invariances in an adaptive network. In *Advances in neural information processing systems*, pp. 895–903, 1992.

- Karen Simonyan and Andrew Zisserman. Very deep convolutional networks for large-scale image recognition. *arXiv preprint arXiv:1409.1556*, 2014.
- Jost Tobias Springenberg, Alexey Dosovitskiy, Thomas Brox, and Martin Riedmiller. Striving for simplicity: The all convolutional net. In *International Conference on Learning Representations, ICLR, arXiv:1412.6806*, 2014.
- Nitish Srivastava, Geoffrey E Hinton, Alex Krizhevsky, Ilya Sutskever, and Ruslan Salakhutdinov. Dropout: a simple way to prevent neural networks from overfitting. *Journal of machine learning research*, 15(1):1929–1958, 2014.
- Christian Szegedy, Wojciech Zaremba, Ilya Sutskever, Joan Bruna, Dumitru Erhan, Ian Goodfellow, and Rob Fergus. Intriguing properties of neural networks. *arXiv preprint arXiv:1312.6199*, 2013.
- Stefan Uhlich, Marcello Porcu, Franck Giron, Michael Enekl, Thomas Kemp, Naoya Takahashi, and Yuki Mitsufuji. Improving music source separation based on deep neural networks through data augmentation and network blending. *Submitted to ICASSP*, 2017.
- V. N. Vapnik and A. Y. Chervonenkis. On the uniform convergence of relative frequencies of events to their probabilities. *Theory of Probab. and its Applications*, 16(2):264–280, 1971.
- Oriol Vinyals, Charles Blundell, Tim Lillicrap, koray kavukcuoglu, and Daan Wierstra. Matching networks for one shot learning. In *Advances in Neural Information Processing Systems 29*, pp. 3630–3638, 2016.
- Ren Wu, Shengen Yan, Yi Shan, Qingqing Dang, and Gang Sun. Deep image: Scaling up image recognition. *arXiv preprint arXiv:1501.02876*, 7(8), 2015.
- Sergey Zagoruyko and Nikos Komodakis. Wide residual networks. In *Proceedings of the British Machine Vision Conference, BMVC*, pp. 87.1–87.12, 2016.
- Chiyuan Zhang, Samy Bengio, Moritz Hardt, Benjamin Recht, and Oriol Vinyals. Understanding deep learning requires rethinking generalization. In *International Conference on Learning Representations, ICLR, arXiv:1611.03530*, 2017.

A Details of the heavier data augmentation scheme

- Affine transformations:
$$\begin{bmatrix} x' \\ y' \\ 1 \end{bmatrix} = \begin{bmatrix} f_h z_x \cos(\theta) & -z_y \sin(\theta + \phi) & t_x \\ z_x \sin(\theta) & z_y \cos(\theta + \phi) & t_y \\ 0 & 0 & 1 \end{bmatrix} \begin{bmatrix} x \\ y \\ 1 \end{bmatrix}$$
- Contrast adjustment: $x' = \gamma(x - \bar{x}) + \bar{x}$
- Brightness adjustment: $x' = x + \delta$

Table 1: Description and range of possible values of the parameters used for the heavier augmentation. $B(p)$ denotes a Bernoulli distribution and $\mathcal{U}(a, b)$ a uniform distribution.

Parameter	Description	Range
f_h	Horizontal flip	$1 - 2B(0.5)$
t_x	Horizontal translation	$\mathcal{U}(-0.1, 0.1)$
t_y	Vertical translation	$\mathcal{U}(-0.1, 0.1)$
z_x	Horizontal scale	$\mathcal{U}(0.85, 1.15)$
z_y	Vertical scale	$\mathcal{U}(0.85, 1.15)$
θ	Rotation angle	$\mathcal{U}(-\frac{\pi}{180}22.5, \frac{\pi}{180}22.5)$
ϕ	Shear angle	$\mathcal{U}(-0.15, 0.15)$
γ	Contrast	$\mathcal{U}(0.5, 1.5)$
δ	Brightness	$\mathcal{U}(-0.25, 0.25)$

B Detailed and extended experimental results

This appendix details the results of the main experiments shown in Figures 1, 2 and 3 and provides the results of many other experiments. For example, the top-1 accuracy on ImageNet is not provided above the results of the models trained with dropout, but without weight decay and the results of training with 80 % and 1 % of the data are not shown in Figure 2 in order not to clutter the visualization.

Additionally, for many experiments we also train a version of the network without batch normalization. These results are provided within brackets in the tables. Note that the original All-CNN results published by Springenberg et al. (2014) did not include batch normalization. In the case of WRN, we remove all batch normalization layers except the top-most one, before the spatial average pooling, since otherwise many models would not converge.

An important observation from Table 2 is that the interaction of weight decay and dropout is not always consistent, since in some cases better results are obtained with both explicit regularizers active and in other cases, only dropout achieves better generalization. However, the effect of data augmentation seems to be clearer: just some light augmentation achieves much better results than training only with the original data set and performing heavier augmentation almost always further improves the test accuracy, without the need for explicit regularization.

Not surprisingly, batch normalization also contributes to improve the generalization of All-CNN and it seems to combine well with data augmentation. On the contrary, when combined with explicit regularization the results are interestingly not consistent in the case of All-CNN: it seems to improve the generalization of the model trained with both weight decay and dropout, but it drastically reduces the performance with only dropout, in the case of CIFAR-10 and CIFAR-100 without augmentation. A probable explanation is, again, that the regularization hyperparameters would need to be readjusted with a change of the architecture.

Furthermore, it seems that the gap between the performance of the models trained with and without batch normalization is smaller when they are trained without explicit regularization and when they include heavier data augmentation. This can be observed in both Table 2 and Table 3, which contains the results of the models trained with fewer examples. It is important to note as well the benefits of batch normalization for obtaining better results when training with fewer examples. However, it is surprising that there is only a small drop in the performance of WRN—95.47 % to 94.95 % without

Table 2: Test accuracy of the networks All-CNN and WRN, comparing the performance with and without explicit regularizers and the different augmentation schemes. Results within brackets show the performance of the models without batch normalization

Network	WD	Dropout	Aug. scheme	CIFAR-10	CIFAR-100	Acc. ImageNet
All-CNN	yes	yes	no	90.04 (88.35)	66.50 (60.54)	58.09
	yes	yes	light	93.26 (91.97)	70.85 (65.57)	63.35
	yes	yes	heavier	93.08 (92.44)	70.59 (68.62)	60.15
	no	yes	no	77.99 (87.59)	52.39 (60.96)	—
	no	yes	light	77.20 (92.01)	69.71 (68.01)	—
	no	yes	heavier	88.29 (92.18)	70.56 (68.40)	—
	no	no	no	84.53 (71.98)	57.99 (39.03)	56.53
	no	no	light	93.26 (90.10)	69.26 (63.00)	63.79
	no	no	heavier	93.55 (91.48)	71.25 (71.46)	61.37
	WRN	yes	yes	no	91.44 (89.30)	71.67 (67.42)
yes		yes	light	95.01 (93.48)	77.58 (74.23)	68.84
yes		yes	heavier	95.60 (94.38)	76.96 (74.79)	66.82
no		yes	no	91.47 (89.38)	71.31 (66.85)	—
no		yes	light	94.76 (93.52)	77.42 (74.62)	—
no		yes	heavier	95.58 (94.52)	77.47 (73.96)	—
no		no	no	89.56 (85.45)	68.16 (59.90)	61.29
no		no	light	94.71 (93.69)	77.08 (75.27)	69.80
no		no	heavier	95.47 (94.95)	77.30 (75.69)	69.30

regularization— from removing the batch normalization layers of the residual blocks, given that they were identified as key components of ResNet (He et al., 2016; Zagoruyko & Komodakis, 2016).

The results in Table 3 clearly support the conclusion presented in Section 3.2: data augmentation alone resists better the lack of training data compared to explicit regularizers. Already with 80% and 50% of the data better results are obtained in some cases, but the differences become much bigger when training with only 10% and 1% of the available data. It seems that explicit regularization prevents the model from both fitting the data and generalizing well, whereas data augmentation provides useful transformed examples. Interestingly, with only 1% of the data, even without data augmentation the models without explicit regularization perform better.

The same effect can be observed in Table 4, where both the shallower and deeper versions of All-CNN perform much worse when trained with explicit regularization, even when trained without data augmentation. This is another piece of evidence that explicit regularization needs to be used very carefully, it requires a proper tuning of the hyperparameters and is not always beneficial.

C Norm of the weight matrix

One of the simplest way of getting a rough idea of the complexity of the learned models is computing the norm of the weight matrix. Table 5 shows the Frobenius norm of the weight matrices of the models trained with different levels of explicit regularization and data augmentation. The clearest conclusion is that heavier data augmentation seems to yield solutions with larger norm. This is always true except in some All-CNN models trained without batch normalization. Another observation is that, as expected, weight decay constrains the norm of the learned function. Besides, the models trained without batch normalization exhibit smaller differences between different levels of regularization and augmentation and, in the case of All-CNN, less consistency.

One of the relevant results presented in this paper is the poor performance of the regularized models on the shallower and deeper versions of All-CNN, compared to the models without explicit regularization (see Table 4). One hypothesis is that the *amount* of regularization is not properly adjusted through the hyperparameters. This could be reflected in the norm of the learned weights, shown in Table 6. However, the norm alone does not seem to fully explain the large performance differences between the different models. Finding the exact reasons why the regularized models not able to generalize well might require a much thorough analysis and we leave it as future work.

Table 3: Test accuracy when training with only 80 %, 50 %, 10 % and 1 % of the available training examples. Results within brackets show the performance of the models without batch normalization

Network	Pct. Data	Explicit Reg.	Aug. scheme	Test CIFAR-10	Test CIFAR-100
All-CNN	80 %	yes	no	89.41 (86.61)	63.93 (52.51)
		yes	light	92.20 (91.25)	67.63 (63.24)
		yes	heavier	92.83 (91.42)	68.01 (65.89)
		no	no	83.04 (75.00)	55.78 (35.95)
		no	light	92.25 (88.75)	69.05 (56.81)
		no	heavier	92.80 (90.55)	69.40 (63.57)
	50 %	yes	no	85.88 (82.33)	58.24 (44.94)
		yes	light	90.30 (87.37)	61.03 (54.68)
		yes	heavier	90.09 (88.94)	63.25 (57.91)
		no	no	78.61 (69.46)	48.62 (31.81)
		no	light	90.21 (84.38)	62.83 (47.84)
		no	heavier	90.76 (87.44)	64.41 (55.27)
	10 %	yes	no	67.19 (61.61)	33.77 (19.79)
		yes	light	76.03 (69.18)	38.51 (22.79)
		yes	heavier	78.69 (64.14)	38.34 (26.29)
		no	no	60.97 (41.07)	26.05 (17.55)
		no	light	78.29 (67.65)	37.84 (24.34)
		no	heavier	79.87 (70.64)	39.85 (26.31)
	1 %	yes	no	27.53 (29.90)	9.16 (3.60)
		yes	light	37.18 (26.85)	9.64 (3.65)
		yes	heavier	42.73 (26.87)	9.14 (2.52)
		no	no	38.89 (35.68)	9.50 (5.51)
		no	light	44.35 (29.29)	9.87 (5.36)
		no	heavier	47.60 (33.72)	11.45 (3.57)
WRN	80 %	yes	no	90.27	70.41
		yes	light	94.07	75.66
		yes	heavier	94.57	75.51
		no	no	88.98	66.10
		no	light	93.97	75.07
		no	heavier	94.84	75.38
	50 %	yes	no	86.96	63.60
		yes	light	92.65	70.83
		yes	heavier	92.86	70.33
		no	no	85.56	60.64
		no	light	91.87	69.97
		no	heavier	92.77	70.72
	10 %	yes	no	70.73	34.11
		yes	light	76.00	36.65
		yes	heavier	78.10	38.93
		no	no	60.39	23.65
		no	light	79.19	39.24
		no	heavier	80.29	41.44
	1 %	yes	no	33.45	7.47
		yes	light	34.13	7.50
		yes	heavier	41.02	8.37
		no	no	38.63	9.47
		no	light	43.84	9.91
		no	heavier	47.14	11.03

Table 4: Test accuracy of the shallower and deeper versions of the All-CNN network on CIFAR-10 and CIFAR-100. Results in parentheses show the difference with respect to the original model.

Network	Explicit Reg.	Aug. scheme	Test CIFAR-10	Test CIFAR-100
All-CNN shallower	yes	no	76.45 (-13.59)	51.31 (-9.23)
	yes	light	82.02 (-11.24)	56.81 (-8.76)
	yes	heavier	86.66 (-6.42)	58.64 (-9.98)
	no	no	85.22 (+0.69)	58.95 (+0.96)
	no	light	90.02 (-3.24)	65.51 (-3.75)
	no	heavier	90.34 (-3.21)	65.87 (-5.38)
All-CNN deeper	yes	no	86.26 (-3.78)	49.06 (-11.48)
	yes	light	85.04 (-8.22)	52.03 (-13.54)
	yes	heavier	88.46 (-4.62)	51.78 (-16.84)
	no	no	83.30 (-1.23)	54.22 (-3.77)
	no	light	93.46 (+0.20)	72.16 (+2.90)
	no	heavier	94.19 (+0.64)	73.30 (+2.35)

Table 5: Frobenius norm of the weight matrices learned by the networks All-CNN and WRN on CIFAR-10 and CIFAR-100, trained with and without explicit regularizers and the different augmentation schemes. Norms within brackets correspond to the models without batch normalization

Network	WD	Dropout	Aug. scheme	Norm CIFAR-10	Norm CIFAR-100
All-CNN	yes	yes	no	48.7 (64.9)	76.5 (97.9)
	yes	yes	light	52.7 (63.2)	77.6 (86.8)
	yes	yes	heavier	57.6 (62.8)	78.1 (83.1)
	no	yes	no	52.4 (70.5)	79.7 (103.3)
	no	yes	light	57.0 (67.9)	83.6 (93.0)
	no	yes	heavier	62.8 (67.5)	84.0 (88.0)
	no	no	no	37.3 (63.7)	47.6 (102.7)
	no	no	light	47.0 (69.5)	80.0 (108.9)
	no	no	heavier	62.0 (71.7)	91.7 (91.7)
WRN	yes	yes	no	101.4 (122.6)	134.8 (126.5)
	yes	yes	light	106.1 (123.9)	140.8 (129.3)
	yes	yes	heavier	119.3 (125.3)	164.2 (132.5)
	no	yes	no	153.3 (122.5)	185.1 (126.5)
	no	yes	light	160.6 (123.9)	199.0 (129.4)
	no	yes	heavier	175.1 (125.2)	225.4 (132.5)
	no	no	no	139.0 (120.4)	157.9 (122.0)
	no	no	light	153.6 (123.2)	187.0 (127.2)
	no	no	heavier	170.4 (125.4)	217.6 (132.9)

Table 6: Frobenius norm of the weight matrices learned by the shallower and deeper versions of the All-CNN network on CIFAR-10 and CIFAR-100.

Network	Explicit Reg.	Aug. scheme	Norm CIFAR-10	Norm CIFAR-100
All-CNN shallower	yes	no	47.9	68.9
	yes	light	49.7	67.1
	yes	heavier	51.9	66.2
	no	no	34.8	64.7
	no	light	45.6	68.8
	no	heavier	53.1	68.3
All-CNN deeper	yes	no	62.3	92.1
	yes	light	66.5	95.7
	yes	heavier	71.5	96.9
	no	no	45.4	53.4
	no	light	57.3	77.3
	no	heavier	70.7	97.5