

Eliminating Timing Side-Channel Leaks using Program Repair

Meng Wu, Shengjian Guo
Virginia Tech
Blacksburg, VA, USA

Patrick Schaumont
Virginia Tech
Blacksburg, VA, USA

Chao Wang
University of Southern California
Los Angeles, CA, USA

ABSTRACT

We propose a method, based on program analysis and transformation, for eliminating timing side channels in software code that implements security-critical applications. Our method takes as input the original program together with a list of secret variables (e.g., cryptographic keys, security tokens, or passwords) and returns the transformed program as output. The transformed program is guaranteed to be functionally equivalent to the original program and free of both *instruction-* and *cache-*timing side channels. Specifically, we ensure that the number of CPU cycles taken to execute any path is independent of the secret data, and the cache behavior of memory accesses, in terms of hits and misses, is independent of the secret data. We have implemented our method in LLVM and validated its effectiveness on a large set of applications, which are cryptographic libraries with 19,708 lines of C/C++ code in total. Our experiments show the method is both scalable for real applications and effective in eliminating timing side channels.

CCS CONCEPTS

• **Security and privacy** → **Cryptanalysis and other attacks**; • **Software and its engineering** → **Compilers**; **Formal software verification**;

KEYWORDS

Side-channel attack, countermeasure, cache, timing, static analysis, abstract interpretation, program synthesis, program repair

1 INTRODUCTION

Side-channel attacks have become increasingly relevant to a wide range of applications in distributed systems, cloud computing and the Internet of things (IoT) where timing characteristics may be exploited by an adversary to deduce information about secret data, including cryptographic keys, security tokens and passwords [24, 51, 52, 59, 65, 81]. Generally speaking, timing side channels exist whenever the time taken to execute a piece of software code depends on the values of secret variables. In this work, we are concerned with two types of timing side-channels: instruction-related and cache-related. By *instruction-related* timing side channels, we mean the number or type of instructions executed along a path may differ depending on the values of secret variables, leading to differences in the number of CPU cycles. By *cache-related* timing side channels, we mean the memory subsystem may behave differently depending on the values of secret variables, e.g., a cache hit takes few CPU cycles but a miss takes hundreds of cycles.

Manually analyzing the timing characteristics of software code is difficult because it requires knowledge of not only the application itself but also the micro-architecture of the computer, including the cache configuration and how software code is compiled to machine code. Even if a programmer is able to conduct the aforementioned

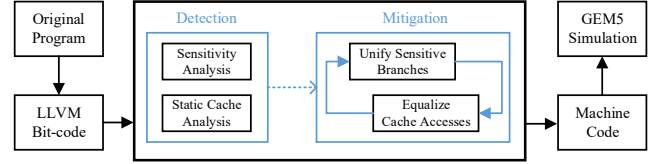


Figure 1: SC-Eliminator: a tool for detecting and mitigating both *instruction-* and *cache-*timing side channels.

analysis manually, it would be too labor-intensive and error-prone in practice: with every code change, the software has to be re-analyzed and countermeasure has to be re-applied to ensure a uniform execution time for all possible values of the secret variables. It is also worth noting that straightforward countermeasures such as noise injection (i.e., adding random delay to the execution) do not work well in practice, because noise can be removed using well-established statistical analysis techniques [51, 52].

Thus, we propose an fully automated method for mitigating timing side channels. Our method relies on static analysis to identify, for a program and a list of *secret* inputs, the set of variables whose values depend on the secret inputs. To decide if these *sensitive* program variables lead to timing leaks, we check if they affect unbalanced conditional jumps (instruction-related timing leaks) or accesses of memory blocks spanning across multiple cache lines (cache-related timing leaks). Based on results of this analysis, we perform code transformations to mitigate the leaks, by equalizing the execution time. Although our framework is general enough for a broad range of applications, in this work, we focus on implementing a software tool based on LLVM [6] and evaluating its effectiveness on real cryptographic software.

Figure 1 shows the overall flow of our tool, SC-Eliminator, whose input consists of the program and a list of secret variables. First, we parse the program to construct its intermediate representation inside the LLVM compiler. Then, we conduct a series of static analyses to identify the *sensitive* variables and timing leaks associated with these variables. Next, we conduct two types of code transformations to remove the leaks. One transformation aims to eliminate the differences in the execution time caused by unbalanced conditional jumps, while the other transformation aims to eliminate the differences in the number of cache hits/misses during the accesses of look-up tables such as S-Boxes.

Conceptually, these transformations are straightforward: If we equalize the execution time of both sensitive conditional statements and sensitive memory accesses, there will be no instruction- or cache-timing leaks. However, since both transformations adversely affect the runtime performance, they must be applied judiciously to remain practical. Thus, a main technical challenge is to develop analysis techniques to decide *when* these countermeasures are *not needed* and thus can be skipped safely.

Toward this end, we propose a *static sensitivity analysis* to propagate *sensitivity* tags from user-annotated (secret) inputs to other

parts of the program. The goal is to identify all variables that *may* depend transitively on the secret inputs. Since the analysis is static and thus has to be conservative, it detects *potential* timing leaks, e.g., unbalanced branches guarded by sensitive variables. We also propose a *static cache analysis* to identify the set of program locations where memory accesses always lead to cache hits. This *must-hit* analysis, following the general framework of abstract interpretation [30], is designed to be conservative in that a reported must-hit is guaranteed to be a hit along all paths. Thus, it can be used by our tool to skip redundant mitigations.

To demonstrate that timing leaks reported by our tool are real and to evaluate the accuracy of our static analyses, we also compile the original and mitigated software to machine code and carefully analyze their timing characteristics using GEM5 [21], a cycle-accurate micro-architectural CPU simulator. Specifically, given two values of a secret variable, denoted k_1 and k_2 , we first run the original program P to show that the number of CPU cycles indeed varies depending on the secret data; that is, $\exists k_1, k_2 : \tau(P, k_1) \neq \tau(P, k_2)$, where $\tau()$ denotes the execution time. We then run the mitigated program P' to show that, after our mitigation, the execution time has been equalized along all paths and for all inputs; that is, $\forall k_1, k_2 : \tau(P', k_1) = \tau(P', k_2)$.

Our method differs from recent techniques [11, 26, 77] for detecting timing leaks or proving their absence: these techniques focus only on instruction-related timing leaks but ignore the cache. There are techniques that consider cache side channels [18, 25, 27, 34, 35, 55, 80, 83] but they focus only on leak detection as opposed to mitigation. Our mitigation method is fundamentally different from techniques that mitigate timing leaks [22, 48, 66, 73] by hiding them, e.g., by adding random delays; such countermeasures can be easily defeated using well-known statistical analysis techniques [51, 52]. Finally, since our method is a software-only solution, it is more flexible and more widely applicable than techniques that require hardware support (e.g., [86] and [13]).

We have implemented our method in a software tool and evaluated it on many cryptographic libraries, including *Chronos* [32], a real-time Linux kernel; *FELICS* [33], a lightweight cryptographic systems for IoT devices; *SUPERCOP* [5], a toolkit for measuring the performance of cryptographic algorithms; *Botan* [1], a cryptographic library written in C++11; and *Libgcrypt* [3], the GNU library. In total, they have 19,708 lines of C/C++ code. Our experiments show the tool is scalable for these real applications: in all cases, the static analysis took only a few seconds while the transformation took less than a minute. Furthermore, the mitigated software have only moderate increases in code size and runtime overhead. Finally, with GEM5 simulation, we were able to confirm that both instruction- and cache-timing leaks were indeed eliminated.

To summarize, this paper makes the following contributions:

- We propose a static analysis and transformation based method for eliminating instruction- and cache-timing side channels.
- We implement the proposed method in a software tool based on LLVM, targeting cryptographic software written in C/C++.
- We evaluate our tool on a large number of applications to demonstrate its scalability and effectiveness.

The remainder of this paper is organized as follows. First, we use examples to illustrate instruction- and cache-timing side channels in Section 2, before defining the notations in Section 3. We present our methods for detecting timing leaks in Section 4 and for mitigating

```
void mu(int32_t *a) { // original version
    int i;
    int32_t b[3];
    b[0] = b[1] = b[2] = 0;
    for (i=0; i<32; i++) {
        b[0] <= 1; b[1] <= 1; b[2] <= 1;
        if(a[0]&1) b[2] |= 1; // leak
        if(a[1]&1) b[1] |= 1; // leak
        if(a[2]&1) b[0] |= 1; // leak
        a[0] >= 1; a[1] >= 1; a[2] >= 1;
    }
    a[0] = b[0]; a[1] = b[1]; a[2] = b[2];
}

// mitigation #1: equalizing the branches
int32_t dummy_b[3];
dummy_b[0] = dummy_b[1] = dummy_b[2] = 0;
...
dummy_b[0] <= 1; dummy_b[1] <= 1; dummy_b[2] <= 1;
...
if(a[0]&1) b[2] |= 1; else dummy_b[2] |= 1;
if(a[1]&1) b[1] |= 1; else dummy_b[1] |= 1;
if(a[2]&1) b[0] |= 1; else dummy_b[0] |= 1;

// mitigation #2: removing the branches
b[2] = CTSEL(a[0]&1, b[2]|1, b[2]);
b[1] = CTSEL(a[1]&1, b[1]|1, b[1]);
b[0] = CTSEL(a[2]&1, b[0]|1, b[0]);
```

Figure 2: Example code from a real cipher with timing leakage, together with two different mitigation approaches.

timing leaks in Sections 5 and 6. We present our experimental results in Section 7, review the related work in Section 8, and finally, give our conclusions in Section 9.

2 MOTIVATION

In this section, we use real examples to illustrate various types of timing leaks in cryptographic software.

2.1 Conditional Jumps Affected by Secret Data

An unbalanced if-else statement whose condition is affected by secret data may have side-channel leaks, because the *then*- and *else*-branches will have different execution time. Figure 2 shows the C code of a textbook implementation of a 3-way cipher [74], where the variable a is marked as secret and it affects the execution time of the if-statements. By observing the timing variation, an adversary may be able to gain information about the bits of a .

To remove the dependencies between execution time and secret data, one widely-used approach is equalizing the branches by cross-copying [7, 54, 63] as illustrated by the code snippet in the middle of Figure 2: the auxiliary variable `dummy_b[3]` and some assignments are added to make both branches contain the same number and type of instructions. Unfortunately, this approach does not always work in practice, due to the presence of hidden states at the micro-architectural levels and related performance optimizations inside modern CPUs (e.g., instruction caching and speculative execution) – we have confirmed this limitation by analyzing the mitigated code using GEM5, the details of which are described as follows.

We compiled the mitigated program shown in the middle of Figure 2 and, by carefully inspecting the machine code, made sure that all conditional branches indeed had the same number (and type) of instructions. Then, we ran the top-level program on GEM5 with two different cryptographic keys: k_1 has 1’s in all 96 bits whereas k_2 has 0’s in all 96 bits. Our GEM5 simulation results showed significant timing differences: 88,014 CPU cycles for k_1

```

const uint8_t sbbox[256] = { 0x63, 0x7c, 0x77, 0x7b, 0xf2, 0x6b, 0x6f, 0xc5,
  0x30, 0x01, 0x67, 0x2b, 0xfe, 0xd7, 0xab, 0x76, ... };
void subBytes(uint8_t *block) {
  uint8_t i;
  for (i = 0; i < 16; ++i) {
    block[i] = sbbox[block[i]];
  }
}

```

Figure 3: Example for accessing the lookup table.

```

//mitigation #3: replacing block[i] = sbbox[block[i]];
block_i = block[i];
for (j=0; j < 256; j++) {
  sbbox_j = sbbox[j];
  val = (block_i == j)? sbbox_j : block_i;
}
block[i] = val;

```

Figure 4: Countermeasure: reading all the elements.

versus 87,624 CPU cycles for k_2 . Such timing variation would allow attackers to gain information about the secret key.

Therefore, in the remainder of this paper, we avoid the aforementioned approach while focusing on a safer alternative: replacing *sensitive branches* with functionally-equivalent, constant-time, and *branch-less* assignments shown at the bottom of Figure 2. Specifically, $CTSEL(c, t, e)$ is an LLVM intrinsic we added to ensure the selection of either t or e , depending on the predicate c , is done in constant time. For different CPU architectures, this intrinsic function will be compiled to different machine codes to obtain the best performance possible (see Section 5 for details). Because of this, our mitigation adds little runtime overhead: the mitigated program requires only 90,844 CPU cycles for both k_1 and k_2 .

Note that we cannot simply rely on C-style conditional assignment $r = (c ? t : e)$ or the LLVM *select* instruction because neither guarantees constant-time execution. Indeed, LLVM may transform both to conditional jumps, e.g., when r is of char type, which may have the same residual timing leaks as before. In contrast, our use of the new *CTSEL* intrinsic avoids the problem.

2.2 Table Lookups Affected by Secret Data

When an index used to access a lookup table (LUT) depends on the secret data, the access time may vary due to the behavior of cache associated with the memory block. Such cache-timing leaks have been exploited in block ciphers [42, 65, 78] that, for efficiency reasons, implement S-Boxes using lookup tables. Figure 3 shows the *subBytes* function of the AES cipher in FELICS [33], which substitutes each byte of the input array (*block*) with the precomputed byte stored in *sbbox*. Thus, the content of *block*, which depends on secret data, may affect the execution time. For example, when all sixteen bytes of *block* are 0x0, meaning *sbbox*[0] is always accessed, there will be one cache miss followed by fifteen hits; but when all sixteen bytes of *block* differ from each other, there may be $256/64 = 4$ cache misses (if we assume 64 bytes per cache line).

Mitigating cache-timing leaks differs from mitigating instruction-timing leaks. Generally speaking, the level of granularity depends on the threat model (i.e., what the attacker can and cannot do). For example, if we add, as camouflage, accesses of all elements of *sbbox*[256] to each original read of *sbbox*[], as shown in Figure 3, it would be impossible for attackers to guess which is the desired

```

//mitigation #4: replacing block[i] = sbbox[block[i]];
block_i = block[i];
for (j=block_i % CLS; j < 256; j+=CLS) {
  sbbox_j = sbbox[j];
  val = (block_i == j)? sbbox_j : block_i;
}
block[i] = val;

```

Figure 5: Countermeasure: reading all cache lines.

```

//mitigation #5: preloading sbbox[256]
for (j = 0; j < 256; j+=CLS)
  temp = sbbox[j];
//access to sbbox[...] is always a hit
for (i = 0; i < 16; ++i) {
  block[i] = sbbox[block[i]];
}

```

Figure 6: Countermeasure: preloading all cache lines.

element. Since each original loop iteration now triggers the same number of LUT accesses, there is no longer timing variation.

However, the high runtime overhead may be unnecessary, e.g., when attackers cannot observe the timing variation of each loop iteration. If, instead, the attackers can only observe differences in the cache line associated with each write to *block*[*i*], it suffices to use the approach in Figure 5. Here, CLS denotes the cache line size (64 bytes in most modern CPUs). Note there is a subtle difference between this approach and the naive preloading (Figure 6): the latter would be vulnerable to Flush+Reload attacks [67, 85]. For example, the attackers can carefully arrange the Flush after Preload is done, and then perform Reload at the end of the victim’s computation; this is possible because Preload triggers frequent memory accesses that are easily identifiable by an attacker. In contrast, the approach illustrated in Figure 5 can avoid such attacks.

If the attackers can only measure the total execution time of a program, our mitigation can be more efficient than Figures 6 and 5: For example, if the cache is large enough to hold all elements, preloading would incur $256/CLS=4$ cache misses, but all subsequent accesses would be hits. This approach will be illustrated in Figure 12 (Section 6). However, to safely apply such optimizations, we need to make sure the table elements never get evicted from the cache. For simple loops, this would be easy. But in real applications, loops may be complex, e.g., containing branches, other loops, and function calls, which means in general, a sound static program analysis procedure is needed (see Section 6.2) to determine whether a lookup table access is a MUST-HIT.

2.3 Idiosyncratic Code Affected by Secret Data

For various reasons, certain operations in cryptographic software are often implemented using a series of simpler but functionally-equivalent operations. For example, the shift operation ($X \ll C$) may be implemented using a sensitive data-dependent loop with additions: `for(i=0; i<C; i++) { X += X; }` because some targets (e.g. MSP430) do not support multi-bit shifts.

One real example of such idiosyncratic code is the implementation of *rc5_encrypt* [74] shown in Figure 7. Here, the second parameter of *ROTL32*() is aliased to the sensitive variable *c*→*xk*. To eliminate the timing leaks caused by an idiosyncratic implementation of ($X \ll C$), we must conservatively estimate the loop bound. If we know, for example, the maximum value of *C* is *MAX_C*, the data-dependent loop may be rewritten to one with a fixed loop bound:

```
typedef struct {
    uint32_t *xk; // the round keys
    int nr;      // the number of rounds
} rc5_ctx;
#define ROTL32(X,C) (((X)<<(C))|((X)>>(32-(C))))
void rc5_encrypt(rc5_ctx *c, uint32_t *data, int blocks) {
    uint32_t *d,*sk;
    int h,i,rc;
    d = data;
    sk = (c->xk)+2;
    for (h=0; h<blocks; h++) {
        d[0] += c->xk[0];
        d[1] += c->xk[1];
        for (i=0; i<c->nr*2; i+=2) {
            d[0] ^= d[1];
            rc = d[1] & 31;
            d[0] = ROTL32(d[0],rc);
            d[0] += sk[i];
            d[1] ^= d[0];
            rc = d[0] & 31;
            d[1] = ROTL32(d[1],rc);
            d[1] += sk[i+1];
        }
        d+=2;
    }
}
```

Figure 7: Code snippet from RC5.c

for(i=0;i<MAX_C;++i) {if(i<C) X += X;}. After this transformation, we can leverage the aforementioned mitigation techniques to eliminate leaks associated with the if(i<C) statement.

3 THREAT MODEL

We now define the threat model, as well as timing side-channel leaks under our threat model.

We assume a *less-capable* attacker who can only observe variation of the total execution time of the victim’s program with respect to the secret data. Since this capability is easier to obtain than that of a *more-capable* attacker, it will be more widely applicable. A classic example, for instance, is when the victim’s program runs on a server that can be probed and timed remotely by the attacker using a malicious client.

We do not consider the *more-capable* attacker who can directly access the victim’s computer to observe hidden states of the CPU at the micro-architectural levels, e.g., by running malicious code to perform Meltdown/Spectre attacks [50, 57] or similar cache attacks [67, 85] (Evict+Time, Prime+Probe, and Flush+Reload). Mitigating such attacks at the software level only will likely be significantly more expensive — we leave it for future work.

Let P be a program and $in = \{X, K\}$ be the input, where X is *public* and K is *secret*. Let x and k be concrete values of X and K , respectively, and $\tau(P, x, k)$ be the time taken to execute P under x and k . We say P is free of timing side-channel leaks if

$$\forall x, k_1, k_2 : \tau(P, x, k_1) = \tau(P, x, k_2).$$

That is, the execution time of P is independent of the secret input K . When P has timing leaks, on the other hand, there must exist some x, k_1 and k_2 such that $\tau(P, x, k_1) \neq \tau(P, x, k_2)$.

We assume P is a deterministic program whose execution is fixed completely by the input. Let $\pi = inst_1, \dots, inst_n$ be an execution path, and $\tau(inst_i)$ be the time taken to execute each instruction $inst_i$, where $1 \leq i \leq n$; then, we have $\tau(\pi) = \sum_{i=1}^n \tau(inst_i)$.

Furthermore, $\tau(inst_i)$ consists of two components: $\tau_{cpu}(inst_i)$ and $\tau_{mem}(inst_i)$, where τ_{cpu} denotes the time taken to execute the instruction itself and $\tau_{mem}(inst_i)$ denotes the time taken to access the memory. For *Load* and *Store*, in particular, $\tau_{mem}(inst_i)$ is

```
struct aes_ctx {
    uint32_t key_enc[60];
    uint32_t key_length;
};
int expand_key(const uint8_t *in_key, struct aes_ctx *ctx, unsigned int
               key_len)
{
    uint32_t *key = ctx->key_enc;
    key[0] = *((uint32_t*)in_key);
    ...
    ctx->key_length = key_len;
    ...
    if (ctx->key_length)
        ...
}
```

Figure 8: Example of field-sensitive pointer analysis.

determined by whether the access leads to a cache hit or miss. For the other instructions, $\tau_{mem}(inst_i) = 0$. We want to equalize both components along all program paths – this will be the foundation of our leak mitigation technique.

4 DETECTING POTENTIAL LEAKS

Now, we present our method for detecting timing leaks, which is implemented as a sequence of LLVM passes at the IR level. It takes a set of input variables marked as *secret* and returns a set of instructions whose execution may depend on these secret inputs.

4.1 Static Sensitivity Analysis

To identify the leaks, we need to know which program variables are dependent of the *secret* inputs — they are the *sensitive* variables. Since manual annotation is tedious and error prone, we develop a procedure to perform such annotation automatically.

Secret Source: The initial set of *sensitive* variables consists of the secret inputs marked by the user. For example, in a block cipher, the secret input would be the cryptographic key while the plaintext would be considered as public.

Tag Propagation: The *sensitivity* tag is an attribute to be propagated from the secret source to other program variables following either data- or control-dependency transitively. An example of data-dependency is the *def-use* relation in $\{b = a \& 0x80;\}$ where b is marked as sensitive because it depends on the most significant bit of a , the sensitive variable. An example of control-dependency is $\text{if}(a==0x10) \{b=1;\} \text{else} \{b=0;\}$ where b is marked as sensitive because it depends on whether a is $0x10$.

Field-sensitive Analysis: To perform the static analysis defined above, we need to identify aliased expressions, e.g., syntactically-different variables or fields of structures that point to the same memory location. Cryptographic software code often has this type of pointers and structures. For example, the ASE implementation of Chronos [32] shown in Figure 8 demonstrates the need for field-sensitivity during static analysis. Here, local pointer `key` becomes sensitive when `key[0]` is assigned the value of another sensitive variable `in_key`. Without field sensitivity, one would have to mark the entire structure as sensitive to avoid missing potential leaks. In contrast, our method performs a field-sensitive pointer analysis [15, 69] to propagate the sensitivity tag only to relevant fields such as `key_enc` inside `ctx`, while avoiding fields such as `key_length`. This means we can avoid marking (falsely) the unbalanced `if (ctx->key_length)` statement as leaky.

4.2 Leaky Conditional Statements

There are two requirements for a branch statement to have potential timing leaks. First, the condition depends on secret data. Second, the branches are unbalanced. Figure 2 shows an example, where the conditions depend on the secret input a and the branches obviously are unbalanced. Sometimes, however, even if two conditional branches have the same number and type of instructions, they still result in different execution time due to hidden micro-architectural states, as we have explained in Section 2 and confirmed using GEM5 simulation. Thus, to be conservative, we consider *all* sensitive conditional statements as potential leaks (regardless of whether they are balanced) and apply our CTSEL based mitigation.

4.3 Leaky Lookup-table Accesses

The condition for a lookup-table (LUT) access to leak timing information is that the index used in the access is sensitive. In practice, the index affected by secret data may cause memory accesses to be mapped to different cache lines, some of which may have been loaded and thus result in hits while others result in misses. Therefore, we consider LUT accesses indexed by sensitive variables as potential leaks, e.g., the load from $sbox$ in Figure 3, which is indexed by a sensitive element of *block*.

However, not all LUT accesses are leaks. For example, if the table has already been loaded, the (sensitive) index would no longer cause differences in the cache. This is an important optimization we perform during mitigation — the analysis required for deciding *if an LUT access results in a must-hit* will be presented in Section 6.2.

5 MITIGATING CONDITIONAL STATEMENTS

In this section, we present our method for mitigating leaks associated with conditional jumps. In contrast to existing approaches that only attempt to balance the branches, e.g., by adding dummy instructions [7, 54, 63], we eliminate these branches.

Algorithm 1: Mitigating all sensitive conditional statements.

```

1 BranchMitigationPass (Function F)
2 begin
3   let DT(F) be the dominator tree in the CFG of F;
4   foreach BasicBlock bb ∈ DT(F) in DFS order do
5     if bb is the entry of a sensitive conditional statement then
6       Standardize (bb);
7       MitigateBranch (bb);
8   end
9 end

```

Algorithm 1 shows our high-level procedure implemented as an LLVM optimization (*opt*) pass: for each function F , we invoke *BranchMitigationPass(F)* to compute the dominator tree of the control flow graph (CFG) associated with F and then traverse the basic blocks in a depth-first search (DFS) order.

The dominator tree is a standard data structure in compilers where each basic block has a unique immediate dominator, and an edge from bb_1 to bb_2 exists only if bb_1 is an immediate dominator of bb_2 . The DFS traversal order is important because it guarantees to visit the inner-most branches before the outer branches. Thus, when *MitigateBranch(bb)* is invoked, we know all branches inside bb have been mitigated, i.e., they are either removed or insensitive and hence need no mitigation.

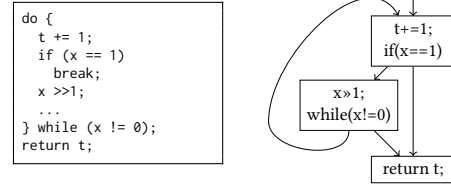


Figure 9: A not-yet-standardized conditional statement.

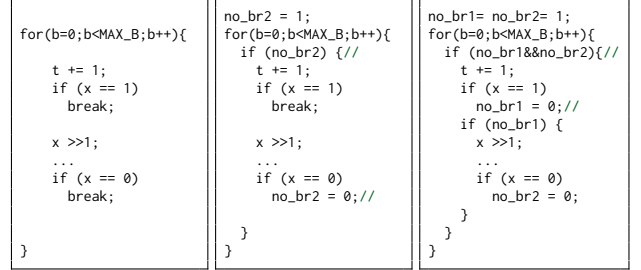


Figure 10: Standardized conditional statements (Fig. 9).

Our mitigation of each conditional statement starting with bb consists of two steps: (1) transforming its IR to a standardized form, using *Standardize(bb)*, to make subsequent processing easier; and (2) eliminating the conditional jumps using *MitigateBranch(bb)*.

5.1 Standardizing Conditional Statements

A conditional statement is standardized if it has unique entry and exit blocks. In practice, most conditional statements in cryptographic software are already standardized. However, occasionally, there may be statements that do not conform to this requirement. For example, in Figure 9, the conditional statement inside the while-loop is not yet standardized. In such cases, we transform the LLVM IR to make sure it is standardized, i.e., each conditional statement has a unique entry block and a unique exit block.

Standardization is a series of transformations as illustrated by the examples in Figure 10, where auxiliary variables such as no_br1 and no_br2 are added to make the loop bound independent of sensitive variables. MAX_B is the bound computed by our conservative static analysis; in cryptographic software, it is often 64, 32, 16 or 8, depending on the number of bits of the variable x .

5.2 Replacing Conditional Statements

Given a standardized conditional statement, we perform a DFS traversal of its dominator tree to guarantee that we always mitigate the branches before their merge point. The pseudo code, shown in Algorithm 2, takes the entry block bb as input.

Condition and CTSEL: First, we assume the existence of *CTSEL(c,t,e)*, a constant-time intrinsic function that returns t when c equals *true*, and e when c equals *false*. Without any target-specific optimization, it may be implemented using bit-wise operations: $CTSEL(c,t,e) \{c_0=c-1; c_1=\sim c_0; val= (c_0 \& e) | (c_1 \& t); \}$ — when the variables are of ‘char’ type and c is *true*, c_0 will be 0x00 and c_1 will be 0xFF; and when c is *false*, c_0 will be 0xFF and c_1 will be 0x00. With target-specific optimization, *CTSEL(c,t,e)* may be implemented more efficiently. For example, on x86 or ARM CPUs, we may use *CMOVCC* instructions as follows: $\{MOV \ val \ t; CMP$

c 0x0; CMOVEQ val e;} which requires only three instructions. We will demonstrate through experiments (Section 7) that target-specific optimization reduces the runtime overhead significantly.

Algorithm 2: Mitigating the conditional statement from *bb*.

```

1 MitigateBranch (BasicBlock bb)
2 begin
3   Let cond be the branch condition associated with bb;
4   foreach Instruction i in THEN branch or ELSE branch do
5     if i is a Store of the value val to the memory address addr then
6       Let val' = CTSEL(cond, val, Load(addr));
7       Replace i with the new instruction Store(val', addr);
8   end
9   foreach Phi Node (%rv ←  $\phi(\%rv_T, \%rv_E)$ ) at the merge point do
10    Let val' = CTSEL(cond, %rv_T, %rv_E);
11    Replace the Phi Node with the new instruction (%rv ← val');
12  end
13  Change the conditional jump to THEN branch to unconditional jump;
14  Delete the conditional jump to ELSE branch;
15  Redirect the outgoing edge of THEN branch to start of ELSE branch;
16 end

```

Store Instructions: Next, we transform the branches. If the instruction is a *Store(val, addr)* we replace it with *CTSEL*. That is, the *Store* instructions in THEN branch will only take effect when the condition is evaluated to *true*, while the *Store* instructions in ELSE branch will only take effect when condition is *false*.

Local Assignments: The above transformation is only for memory *Store*, not assignment to a register variable such as *if(cond) {rv=val1; ...} else {rv=val2; ...}* because, inside LLVM, the latter is represented in the static single assignment (SSA) format. Since SSA ensures each variable is assigned only once, it is equal to *if(cond) {%rv₁=val1; ...} else {%rv₂=val2; ...}* together with a *Phi Node* added to the merge point of these branches.

The Phi Nodes: The Phi nodes are data structures used by compilers to represent all possible values of local (register) variables at the merge point of CFG paths. For *%rv* ← $\phi(\%rv_T, \%rv_E)$, the variables *%rv_T* and *%rv_E* in SSA format denote the last definitions of *%rv* in the THEN and ELSE branches: depending on the condition, *%rv* gets either *%rv_T* or *%rv_E*. Therefore, in our procedure, for each Phi node at the merge point, we create an assignment from the newly created *val'* to *%rv*, where *val'* is again computed using *CTSEL*.

Unconditional Jumps: After mitigating both branches and the merge point, we can eliminate the conditional jumps with unconditional jumps. For the standardized branches on the left-hand side of Figure 11, the transformed CFG is shown on the right-hand side.

5.3 Optimizations

The approach presented so far still has redundancy. For example, given *if(cond) {*addr=val_T;} else {*addr=val_E;} the transformed code would be {*addr = CTSEL(cond, val_T, *addr); *addr = CTSEL(cond, *addr, val_E);} which has two *CTSEL* instances. We can remove one or both *CTSEL* instances:*

- If (*val_T*==*val_E*) holds, we merge the two *Store* operations into one *Store*: **addr = val_T*.
- Otherwise, we use **addr = CTSEL(cond, val_T, val_E)*.

In the first case, all *CTSEL* instances are avoided. Even in the second case, the number of *CTSEL* instances is reduced by half.

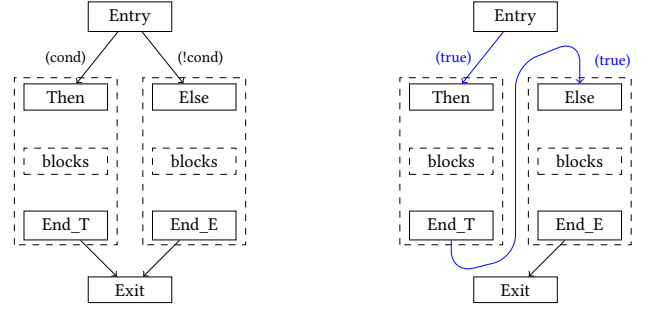


Figure 11: Removing the conditional jumps.

6 MITIGATING LOOKUP-TABLE ACCESSES

In this section, we present our method for mitigating lookup-table accesses that may lead to cache-timing leaks. In cryptographic software, such leaks are often due to dependencies between indices used to access S-Boxes and the secret data. However, before delving into the details of our method, we perform a theoretical analysis of the runtime overhead of various alternatives, including even those designed against the *more-capable* attackers.

6.1 Mitigation Granularity and Overhead

We focus primarily on *less-capable* attackers who only observe the *total execution time* of the victim's program. Under this threat model, we develop optimizations to take advantage of the cache structure and unique characteristics of the software being protected. Our mitigation, illustrated by the example in Figure 12, can be significantly more efficient than the approaches illustrated in Figure 5.

In contrast, the *Byte-access-aware* threat model allows attackers to observe timing characteristics of each instruction in the victim's program, which means mitigation would have to be applied to every LUT access to make sure there is no timing difference (Figure 4).

The *Line-access-aware* threat model allows attackers to see the difference between memory locations mapped to different cache lines. Thus, mitigation only needs to touch all cache lines associated with the table (Figure 5).

Let π be a path in P and $\tau(\pi)$ be its execution time. Let τ_{max} be the maximum value of $\tau(\pi)$ for all possible π in P . For our *Total-time-aware* threat model, the ideal mitigation would be a program P' whose execution time along all paths matches τ_{max} . In this case, we say mitigation has *no additional* overhead. We quantify the overhead of other approaches by comparing to τ_{max} .

Table 1 summarizes the comparison. Let N be the table size, CLS be the cache line size, and $M = \lceil N/CLS \rceil$ be the number of cache lines needed. Let K be the number of times table elements are accessed. Without loss of generality, we assume each element occupies one byte. In the best case where all K accesses are mapped to the same cache line, there will be 1 miss followed by $K - 1$ hits. In the worst case (τ_{max}) where the K accesses are scattered in M cache lines, there will be M misses followed by $K - M$ hits.

When mitigating at the granularity of a byte (e.g., Figure 4), the total number of accesses in P' is increased from K to $K * N$. Since all elements of the table are touched when any element is read, all M cache lines will be accessed. Thus, there are M cache misses followed by $K * N - M$ hits.

Table 1: Overhead comparison: N is the table size; $M = \lceil N/CLS \rceil$ is the number of cache lines to store the table; K is the number of times table elements are accessed.

Program Version	# Accesses	# Cache Miss	# Cache Hit
Original program	K	from M to 1	from $K-M$ to $K-1$
Granularity: Byte-access	$K \cdot N$	M	$K \cdot N - M$
Granularity: Line-access	$K \cdot M$	M	$K \cdot M - M$
Granularity: Total-time (τ_{max})	K	M	$K - M$
Our Method: opt. w/ cache analysis	$K + M - 1$	M	$K - 1$

```
//mitigation #6: preloading sbbox[256] during the first loop iteration
block_0 = block[0];
for (j=block_0 % CLS; j < 256; j+=CLS) {
    sbbox_j = sbbox[j];
    val = (block_0 == j)? sbbox_j : block_0;
}
block[0] = val;
//access to sbbox[...] is always a hit
for (i = 1; i < 16; ++i) {
    block[i] = sbbox[block[i]];
}
```

Figure 12: Reduction: preloading only in the first iteration.

When mitigating at the granularity of a line (e.g., Figure 5), the total number of accesses becomes $K * M$. Since all cache lines are touched, there are M cache misses followed by $K * M - M$ hits.

Our method, when equipped with static cache analysis based optimization (Section 6.2), further reduces the overhead: by checking whether the table, once loaded to the cache, will stay there until all accesses complete. If we can prove the table never gets evicted, we only need to load each line once. Consequently, there will be M misses in the first loop iteration, followed by $K - 1$ hits in the remaining $K - 1$ loop iterations.

In all cases, however, the number of cache misses (M) matches that of the ideal mitigation; the differences is only in the number of cache hits, which increases from $K - M$ to $K * N - M$, $K * M - M$, or $K - 1$. Although these numbers (of hits) may differ significantly, the actual time difference may not, because a cache hit often takes an order of magnitude shorter time than a cache miss.

6.2 Static Cache Analysis-based Reduction

We develop a static cache analysis to compute, at any program location, whether a memory element is definitely in the cache. This MUST-HIT analysis allows us decide if an LUT access needs to be mitigated. For example, in `subCell()` of `LED_encrypt.c` that accesses `sbbox[16]` using `for(i=0; i<4; i++) for(j=0; j<4; j++) {state[i][j]=sbbox[state[i][j]]};`, since the size of `sbbox` is 16 bytes while a cache line has 64 bytes, all the elements can be stored in the same cache line. Therefore, the first loop iteration would have a cache miss while all subsequent fifteen iterations would be hits – there is no cache-timing leak that needs mitigation.

There are many other applications where lookup-table accesses result in MUST-HITS, e.g., block ciphers with multiple encryption or decryption rounds, each of which accesses the same lookup table. Instead of mitigating every round, we use our cache analysis to check if, starting from the second round, mitigation can be skipped.

Abstract Domain. We design our static analysis procedure based on the unified framework of abstract interpretation [30], which defines a suitable abstraction of the program’s state as well as



Figure 13: Update of the cache: two examples for a fully associative cache, with the LRU update policy.

transfer functions of all program statements. There are two reasons for using abstract interpretation. The first one is to ensure the analysis can be performed in finite time even if precise analysis of the program may be undecidable. The second one is to summarize the analysis results along all paths and for all inputs.

Without loss of generality, we assume the cache has full associativity and a set $L = \{l_1, \dots, l_N\}$ of cache lines. The subscript of l_i , where $1 \leq i \leq N$, denotes the age: 1 is the youngest, N is the oldest, and $> N$ means the line is outside of the cache. For ease of presentation, let l_\perp be the imaginary line outside of the cache. Thus, $L^* = L \cup \{l_\perp\}$ is the extended set of cache lines.

Let $V = \{v_1, \dots, v_n\}$ be the set of program variables, each of which is mapped to a subset $L_v \subseteq L^*$ of cache lines. The age of $v \in V$, denoted $Age(v)$, is a set of integers corresponding to ages (subscripts) of the lines it may reside (along all paths and for all inputs). The program’s cache state, denoted $S = \langle Age(v_1), \dots, Age(v_n) \rangle$, provides the ages of all variables.

Consider an example program with three variables x, y and z , where x is mapped to the first cache line, y may be mapped to the first two lines (e.g., along two paths) and z may be mapped to Lines 3-5. Thus, $L_x = \{l_1\}$, $L_y = \{l_1, l_2\}$, and $L_z = \{l_3, l_4, l_5\}$, and the cache state is $\langle \{1\}, \{1, 2\}, \{3, 4, 5\} \rangle$.

Transfer Functions. The transfer function of each program statement defines how it transforms the cache state to a new state. Without loss of generality, we assume the cache uses the popular *least recent used* (LRU) update policy. Recall that in a fully associative cache, a memory block may be mapped to any cache line; and under LRU, the cache keeps the most recently used memory blocks while evicting the least recently used blocks.

Figure 13 shows two examples. On the left-hand side, the initial state, for variables a, b, c, d and e , is $\langle \{1\}, \{2\}, \{3\}, \{4\}, \{\perp\} \rangle$. After accessing e , the new state is $\langle \{2\}, \{3\}, \{4\}, \{\perp\}, \{1\} \rangle$. On the right-hand side, the initial state is $\langle \{1\}, \{3\}, \{4\}, \{\perp\}, \{2\} \rangle$. After accessing e , the new state is $\langle \{2\}, \{3\}, \{4\}, \{\perp\}, \{1\} \rangle$. In both cases, the newly accessed e gets the youngest age, while the ages of other blocks either decrement or remain the same. Since d is the oldest block (age 5), it stays outside of the cache.

The transfer function $TFunc(S, inst)$ models the impact of instruction $inst$ on the cache state S : it returns a new cache state $S' = \langle Age'(v_1), \dots, Age'(v_n) \rangle$. If $inst$ does not access memory, then $S' = S$. If $inst$ accesses $v \in P$ in memory, we construct S' as follows:

- for v , set $Age'(v) = \{1\}$ in S' ;
- for $u \in V$ such that $\exists a_u \in Age(u), a_v \in Age(v) : a_u < a_v$ in S , replace a_u with $(a_u + 1)$ in $Age'(u)$;
- for any other variable $w \in V$, $Age'(w) = Age(w)$.

Thus, the function $TFunc$ models what is illustrated in Figure 13.

MUST-HIT Analysis. Since our goal is to decide whether a memory block is definitely in the cache, we compute in $Age(v)$ the upper

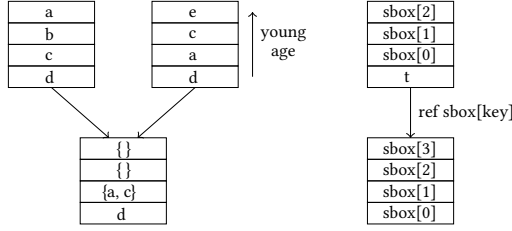


Figure 14: Update of the abstract cache state: (1) on the left-hand side, join at the merge point of two paths; and (2) on the right-hand side, a non-deterministic key for memory access.

bound of all possible ages of v , e.g., along all paths and for all inputs. If this upper bound is $\leq N$, we know v must be in the cache.

We also define the join (\sqcup) operator accordingly; it is needed to merge states S and S' from different paths. It is similar to *set intersection*—in the resulting $S'' = S \sqcup S'$, each $\text{Age}''(v)$ gets the maximum of $\text{Age}(v)$ in state S and $\text{Age}'(v)$ in state S' . This is because $v \in V$ is definitely in the cache *only if* it is in the cache according to both states, i.e., $\text{Age}(v) \leq N$ and $\text{Age}'(v) \leq N$.

Consider the left example in Figure 14, where the ages of a are 1 and 3 before reaching the merge point, and the ages of c are 3 and 2. After joining the two cache states, the ages of a and c become 3, and the age of d remains 4. The ages of b and e become \perp because, in at least one of the two states, they are outside of the cache.

Now, consider the right-hand-side example in Figure 14, where $sbox$ has four elements in total. In the original state, the first three elements are in the cache whereas $sbox[3]$ is outside. After accessing $sbox[key]$, where the value of key cannot be statically determined, we have to assume the worst case. In our MUST-HIT analysis, the worst case means key may be any index ranging from 0 to 3. To be safe, we assume $sbox[key]$ is mapped to the oldest element $sbox[3]$. Thus, the new state has $sbox[3]$ in the first line while the ages of all other elements are decremented.

Correctness and Termination. Our analysis is a conservative approximation of the actual cache behavior. For example, when it says a variable has age 2, its actual age must not be older than 2. Therefore, when it says the variable is in the cache, it is guaranteed to be in the cache, i.e., our analysis is sound; however, it is not (meant to be) complete in finding all MUST-HIT cases – insisting on being both sound and complete could make the problem undecidable. In contrast, by ensuring the abstract domain is finite (with finitely many lines in L and variables in V) and both TFunc and \sqcup are monotonic, we guarantee that our analysis terminates.

Handling Loops. One advantage of abstract interpretation [30] is the capability of handling loops: for each *back edge* in the CFG, cache states from all incoming edges are merged using the join (\sqcup) operator. Nevertheless, loops in cryptographic software have unique characteristics. For example, most of them have fixed loop bounds, and many are in functions that are invoked in multiple encryption/decryption rounds. Thus, memory accesses often cause cache misses in the first loop iteration of the first function invocation, but hits subsequently. Such *first-miss* followed by *always hit*, however, cannot be directly classified as a MUST-HIT.

To exploit the aforementioned characteristics, we perform a code transformation prior to our analysis: unrolling the first iteration out of the loop while keeping the remaining iterations. For example,

Table 2: Benchmark statistics.

Name	Description	# LoC	# IF	# LUT	LUT size in Bytes	
					total	(min, max)
aes	AES in Chronos [32]	1,379	3	5	16,424	(40, 4096)
des	DES in Chronos [32]	874	2	11	6,656	(256, 4096)
des3	DES-EDE3 in Chronos [32]	904	2	11	6,656	(256, 4096)
anubis	Anubis in Chronos [32]	723	1	7	6,220	(76, 1024)
cast5	Cast5 cipher (rfc2144) in Chronos [32]	799	0	8	8,192	(1024, 1024)
cast6	Cast6 cipher (rfc2612) in Chronos [32]	518	0	6	4,896	(32, 1024)
fcrypt	FCrypt encryption in Chronos [32]	401	0	4	4,096	(1024, 1024)
khazad	Khazad algorithm in Chronos [32]	841	0	9	16,456	(72, 2048)
LBlock	LBlock cipher from Felics [2]	1,005	0	10	160	(16,16)
Piccolo	Piccolo cipher from Felics [2]	243	2	4	148	(16,100)
PRESENT	PRESENT cipher from Felics [2]	183	0	33	2,064	(15,64)
TWINE	TWINE cipher from Felics [2]	249	0	3	67	(16,35)
aes	AES in SuperCop [5]	1099	4	10	8,488	(40, 1024)
cast	CAST in SuperCop [5]	942	5	8	16,384	(2048, 2048)
aes_key	AES key_schedule in Botan [1]	502	3	4	8,704	(256, 4096)
cast128	cast 128-bit in Botan [1]	617	2	8	8,192	(1024, 1024)
des	des cipher in Botan [1]	835	1	12	10,240	(1024, 2048)
kasumi	kasumi cipher in Botan [1]	275	2	2	1,152	(128, 1024)
seed	seed cipher in Botan [1]	352	0	5	4,160	(64, 1024)
twofish	twofish cipher in Botan [1]	770	18	9	5,150	(32, 1024)
3way	3way cipher reference [74]	177	10	0	0	(0,0)
des	des cipher reference [74]	463	16	14	2,302	(16, 512)
loki91	loki cipher reference [74]	231	10	1	32	(32, 32)
camellia	camellia cipher in Libgcrypt [4]	1453	0	4	4,096	(1024, 1024)
des	des cipher in Libgcrypt [4]	1486	2	13	2,724	(16, 2048)
seed	seed cipher in Libgcrypt [4]	488	3	5	4,160	(64, 1024)
twofish	twofish cipher in Libgcrypt [4]	1899	1	6	6,380	(256, 4096)

for (i=0; i<16; ++i) {block[i]=...} become {block[0]=...}
 for (i=1; i<16; ++i) {block[i]=...}. As soon as accesses in the first iteration are mitigated, e.g., as in Figure 12, all subsequent loop iterations will result in MUST-HITs, meaning we can skip the mitigation and avoid the runtime overhead. Our experiments on a large number of real applications show that the cache behaviors of many loops can be exploited in this manner.

7 EXPERIMENTS

We have implemented our method in a tool named SC-Eliminator, which takes LLVM bit-code as input and returns leak-free bit-code as output. The new bit-code may be compiled to machine code to run on any platform (e.g., x86 and ARM) using standard tools or simulated by GEM5 to obtain timing statistics.

We conducted experiments on C/C++ programs that implement well-known cryptographic algorithms by compiling them to bit-code using Clang/LLVM. Table 2 shows the benchmark statistics. In total, there are 19,708 lines of code from libraries including a real-time Linux kernel (Chronos [32]), a lightweight cryptographic library (FELICS [2]), a system for performance evaluation of cryptographic primitives (SuperCop [5]), the Botan cryptographic library [1], three textbook implementations of cryptographic algorithms [74], and the GNU Libgcrypt library [4]. Columns 1 and 2 show the benchmark name and source. Column 3 shows the number of lines of code (LoC). Columns 4 and 5 show the number of conditional jumps (# IF) and the number of lookup tables (# LUT). The last two columns show more details of these lookup tables, including the total, minimum, and maximum table sizes.

Our experiments aimed to answer three research questions: (1) Is our method effective in mitigating instruction- and cache-timing leaks? (2) Is our method efficient in handling real applications? (3) Is the overhead of the mitigated code, in terms of code size and run time, low enough for practical use?

Table 3: Results of conducting static leak detection.

Name	Total			Sensitive (leaky)		
	# IF	# LUT	# LUT-access	# IF	# LUT	# LUT-access
aes	3	5	424	0	4	416
des	2	11	640	0	11	640
des3	2	11	1,152	0	11	1,152
anubis	1	7	871	0	6	868
cast5	0	8	448	0	8	448
cast6	0	6	448	0	4	384
fcrypt	0	4	128	0	4	128
khazad	0	9	240	0	8	248
*LBlock	0	10	320	0	0	0
*Piccolo	2	4	121	0	0	0
*PRESENT	0	33	1,056	0	0	0
*TWINE	0	3	156	0	0	0
aes	4	10	706	0	9	696
cast	5	8	448	0	8	448
aes_key	3	4	784	0	2	184
cast128	2	8	448	0	8	448
des	1	12	264	0	8	256
kasumi	2	2	192	0	2	192
seed	0	5	576	0	4	512
twofish	18	9	2,576	16	8	2,512
3way	10	0	0	3	0	0
des	16	14	456	2	8	128
loki91	10	1	512	4	0	0
camellia	0	4	32	0	4	32
des	2	13	231	0	8	128
seed	3	5	518	0	4	200
twofish	1	6	8,751	0	5	2,576

7.1 Results: Leak Detection

Table 3 shows the results of applying our leak detection technique, where Columns 1-4 show the name of the benchmark together with the number of conditional jumps (# IF), lookup tables (# LUT), and accesses to table elements (# LUT-access), respectively. Columns 5-7 show the number of *sensitive* conditional jumps, lookup tables, and accesses, respectively. Thus, non-zero in the sensitive #IF column means there is instruction-timing leakage, and non-zero in the sensitive #LUT-access means there is cache-timing leakage. We omit the time taken by our static analysis since it is negligible: in all cases the analysis completed in a few seconds.

Although conditional statements (#IF) exist, few are sensitive. Indeed, only twofish from Botan[1] and three old textbook implementations (3way, des, and loki91) have leaks of this type. In contrast, many lookup tables are sensitive due to cache. This result was obtained using fully associative LRU cache with 512 cache lines, 64 bytes per line, and thus 32 Kilobytes in total.

Some benchmarks, e.g., aes_key from Botan [1], already preload lookup tables; however, our analysis still reports timing leakage, as shown in Figure 15, where XEK is key-related and used to access an array in the second for-loop. Although the table named TD is computed at the run time (thus capable of avoiding flush+reload attack) and all other tables are preloaded before accesses, it forgot to preload SE[256], which caused the cache-timing leak.

7.2 Results: Leak Mitigation

To evaluate whether our method can robustly handle real applications, we collected results of applying our mitigation procedure to each benchmark. Table 4 shows the results. Specifically, Columns 2-5 show the result of our mitigation without cache analysis-based optimization, while Columns 6-9 show the result with the optimization. In each case, we report the number of LUT accesses actually mitigated, the time taken to complete the mitigation, the increase in program size, and the increase in runtime overhead. For anubis, in particular, our cache analysis showed that only 10 out of the

```
const uint8_t SE[256] = {0x63, 0x7C, 0x77, 0x7B,...};
void aes_key_schedule(const uint8_t key[], size_t length,
std::vector<uint32_t>& EK, std::vector<uint32_t>& DK,
std::vector<uint8_t>& ME, std::vector<uint8_t>& MD) {
static const uint32_t RC[10] = {0x01000000, 0x02000000,...};
std::vector<uint32_t> XEK(48), XDK(48);
const std::vector<uint32_t>& TD = AES_TD();
for(size_t i = 0; i != 4; ++i)
    XEK[i] = load_be<uint32_t>(key, i);
for(size_t i = 4; i < 44; i += 4) {
    XEK[i] = XEK[i-4] ^ RC[(i-4)/4] ^
        make_uint32(SE[get_byte(1, XEK[i-1])],
        SE[get_byte(2, XEK[i-1])],
        SE[get_byte(3, XEK[i-1])],
        SE[get_byte(0, XEK[i-1])]);
}
...
}
```

Figure 15: Reduction: preloading only in the first iteration.**Table 4: Results of leak mitigation. Runtime overhead is based on average of 1000 simulations with random keys.**

Name	Mitigation w/o opt				Mitigation w/ opt			
	# LUT-a	Time(s)	Prog-size	Ex-time	# LUT-a	Time(s)	Prog-size	Ex-time
aes	416	0.61	5.40x	2.70x	20	0.28	1.22x	1.11x
des	640	1.17	19.50x	5.68x	22	0.13	1.23x	1.07x
des3	1,152	1.80	12.90x	12.40x	22	0.46	1.13x	1.07x
anubis	868	3.12	9.08x	6.90x	10	0.75	1.10x	1.07x
cast5	448	0.79	7.24x	3.84x	12	0.22	1.18x	1.07x
cast6	384	0.72	7.35x	3.48x	12	0.25	1.16x	1.08x
fcrypt	128	0.07	5.70x	1.59x	8	0.03	1.34x	1.05x
khazad	248	0.45	8.60x	4.94x	16	0.07	1.49x	1.35x
aes	696	0.96	9.52x	2.39x	18	0.22	1.21x	1.06x
cast	448	1.42	13.40x	6.50x	12	0.30	1.35x	1.20x
aes_key	184	0.27	1.35x	1.19x	1	0.23	1.00x	1.00x
cast128	448	0.42	3.62x	2.48x	12	0.10	1.09x	1.06x
des	256	0.21	3.69x	1.86x	16	0.06	1.17x	1.08x
kasumi	192	0.18	2.27x	1.37x	4	0.11	1.03x	1.01x
seed	512	0.57	6.18x	1.94x	12	0.15	1.12x	1.03x
twofish	2,512	29.70	5.69x	4.77x	8	10.6	1.02x	1.03x
3way	0	0.01	1.01x	1.03x	0	0.01	1.01x	1.03x
des	128	0.05	2.21x	1.22x	8	0.03	1.09x	1.11x
loki91	0	0.01	1.01x	2.83x	0	0.01	1.01x	2.83x
camellia	32	0.04	2.21x	1.35x	4	0.03	1.20x	1.09x
des	128	0.06	2.30x	1.20x	8	0.03	1.10x	1.02x
seed	200	0.01	1.38x	1.36x	8	0.01	1.20x	1.18x
twofish	2,576	32.40	6.85x	6.59x	136	11.90	1.41x	1.46x

868 sensitive LUT accesses needed mitigation; as a result, optimization reduced both the program's size (from 9.08x to 1.10x) and its execution time (from 6.90x to 1.07x).

We also compared the execution time with generic (bitwise) versus optimized (CMOV) implementations of *CTSEL*(*c,t,e*). Figure 16 shows the result in a scatter plot, where points below the diagonal line are cases where the optimized implementation is faster.

7.3 Results: GEM5 Simulation

Although our analysis is conservative in that the mitigated code is guaranteed to be leak-free, it is still useful to conduct GEM5 simulations, for two reasons. First, it confirms our analysis reflects the reality: the reported leaks are real. Second, it demonstrates that, after mitigation, leaks are indeed eliminated.

Table 5 shows our results. For each benchmark, we ran the machine code compiled for x86 on GEM5 using two manually crafted

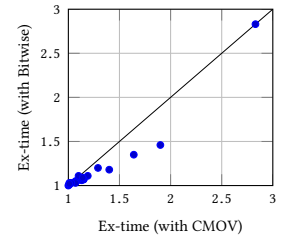
**Figure 16: Comparing CTSEL implementations.**

Table 5: Results of GEM5 simulation with 2 random inputs.

Name	Before Mitigation				Mitigation w/o opt		Mitigation w/ opt	
	# CPU cycle (in ₁ , in ₂)	# Miss (in ₁ , in ₂)	# CPU cycle	# Miss	# CPU cycle	# Miss	# CPU cycle	# Miss
aes	100,554	101,496	261	269	204,260	303	112,004	303
des	95,630	90,394	254	211	346,170	280	100,694	280
des3	118,362	111,610	271	211	865,656	280	124,176	280
anubis	128,602	127,514	276	275	512,452	276	134,606	276
cast5	102,426	102,070	282	279	266,156	304	108,068	304
cast6	96,992	97,492	238	245	233,774	245	100,914	245
fcrypt	84,616	83,198	224	218	114,576	240	88,236	240
khazad	101,844	100,724	332	322	366,756	432	130,682	432
aes	89,968	90,160	234	235	174,904	240	94,364	240
cast	117,936	117,544	345	342	520,336	436	136,052	435
aes_key*	243,256	243,256	329	329	254,262	329	245,584	328
cast128	161,954	161,694	298	296	305,514	321	167,626	321
des	118,848	119,038	269	270	182,830	317	127,374	316
kasumi	113,362	113,654	204	206	137,914	206	115,060	206
seed	106,518	106,364	239	238	165,546	249	110,486	249
twofish	309,160	299,956	336	334	1,060,832	340	315,018	339
3way	87,834	87,444	181	181	90,844	182	90,844	182
des	152,808	147,344	224	222	181,074	225	168,938	225
loki91	768,064	768,296	181	181	2,170,626	181	2,170,626	181
camellia	84,208	84,020	205	203	102,100	244	91,180	244
des	100,396	100,100	212	211	112,992	213	100,500	213
seed	83,256	83,372	228	230	107,318	240	96,266	239
twofish	230,838	229,948	334	327	982,258	338	295,268	338

inputs (e.g., cryptographic keys) capable of showing the timing variation. Columns 2-5 show the results of the original program, including the number of CPU cycles taken to execute it under the two inputs, as well as the number of cache misses. Columns 6-9 show the results on the mitigated program versions.

The results show the execution time of the original program indeed varies, indicating there are leaks. But it becomes constant after mitigation, indicating leaks are removed. The one exception is *aes_keys*: we were not able to manually craft the inputs under which leak is demonstrable on GEM5. Since the input space is large, manually crafting such inputs is not always easy: symbolic execution tools [43–46] may help generate such leak-manifesting input pairs — we will consider it for future work.

7.4 Threats to Validity

First, our mitigation is software based; as such, we do not address leaks exploitable only by probing the hardware such as instruction pipelines and data buses. We focus on the *total-time-aware* threat model: although extensions to handle other threat models are possible (e.g., multi-core and multi-level cache), we consider them as future work. It is possible that timing characteristics of the machine code may differ from those of the LLVM bit-code, but we have taken efforts in making sure machine code produced by our tool does not deviate from the mitigated bit-code. For example, we always align sensitive lookup tables to cache line boundaries, and we implement *CTSEL* as an intrinsic function to ensure constant-time execution. We also use GEM5 simulation to confirm that machine code produced by our tool is indeed free of timing leaks.

8 RELATED WORK

Kocher [51] is perhaps the first to publicly demonstrate the feasibility of timing side-channel attacks in embedded systems. Since then, timing attacks have been demonstrated on many platforms [9, 16, 24, 28, 41, 49, 67, 70, 83]. For example, Brumley et al. [24] showed timing attacks could be carried out remotely through a computer network. Cock et al. [28] found timing side channels in the seL4 microkernel and then performed a quantitative evaluation.

Noninterference properties [9, 17, 47, 54, 71] have also been formulated to characterize side-channel leaks. To quantify these leaks, Millen [62] used Shannon’s channel capacity [75] to model the correlation between sensitive data and timing observations. Other approaches, including min-entropy [76] and *g*-leakage [10], were also developed. Backes and Köpf [14] developed an information-theoretic model for quantifying the leaked information. Köpf and Smith [56] also proposed a technique for bounding the leakage in blinded cryptographic algorithms.

Prior countermeasures for timing leaks focused primarily on conditional branches, e.g., type-driven cross-copying [7]. Molnar et al. [63] introduced, along the *program counter* model, a method for merging branches. Köpf and Mantel [54] proposed a unification-based technique encompassing the previous two methods. Independently, Barthe et al. [17] proposed a transactional branching technique that leverages commit/abort operations. Coppens et al. [29] developed a compiler backend for removing such leaks on x86 processors. However, Mantel and Starostin [61] recently compared four of these existing techniques on Java byte-code, and showed that none was able to eliminate the leaks completely. Furthermore, these methods did not consider cache-timing leaks.

There are techniques that do not eliminate but hide timing leaks via randomization or blinding [12, 23, 31, 48, 51, 53, 86]. There are also hardware-based mitigation techniques, which fall into two categories: resource isolation and timing obfuscation. Resource isolation [59, 68, 84] may be realized by partitioning hardware to two parts (public and private) and then restrict sensitive data/operations to the private partition. However, it requires modifications of the CPU which is not always possible. Timing obfuscation [48, 72, 81] may be achieved by inserting fixed or random delays, or interfering the measurement of the system clock. In addition to being expensive, such techniques do not eliminate timing channels. Oblivious RAM [40, 58, 79] is another technique for removing leakage through the data flows, but requires a substantial amount of on-chip memory and incurs significant overhead in the execution time.

Beyond timing side channels, there are countermeasure techniques for mitigating leaks through other side channels including power [52, 60] and faults [20]. Some of these techniques have been automated in compiler-like tools [8, 19, 64] whereas others have leveraged the more sophisticated, SMT solver-based, formal verification [37, 38, 87] and inductive synthesis techniques [36, 39, 82]. However, none of these compiler or formal methods based techniques was applied to cache-timing side channels.

9 CONCLUSIONS

We have presented a method for mitigating side-channel leaks via program repair. The method was implemented in SC-Eliminator, a tool for handling cryptographic libraries written in C/C++. We evaluated it on real applications and showed the method was scalable and efficient, while being effective in removing both instruction- and cache-related timing side channels. Furthermore, the mitigated software code had only moderate increases in program size and run-time overhead.

REFERENCES

- [1] Botan: Crypto and TLS for C++11. <https://github.com/randombit/botan/>.
- [2] Fair Evaluation of Lightweight Cryptographic Systems. <https://www.cryptolux.org/index.php/FELICS>.
- [3] Libgcrypt. <https://gnupg.org/software/libgcrypt/index.html>.
- [4] Libgcrypt. <https://www.gnupg.org/software/libgcrypt/index.html>.
- [5] System for Unified Performance Evaluation Related to Cryptographic Operations and Primitives. <https://bench.cr.yp.to/supercop.html>.
- [6] The LLVM Compiler Infrastructure. <http://llvm.org/>.
- [7] Johan Agat. Transforming out timing leaks. In *ACM SIGACT-SIGPLAN Symposium on Principles of Programming Languages*, pages 40–53, 2000.
- [8] Giovanni Agosta, Alessandro Barengi, and Gerardo Pelosi. A code morphing methodology to automate power analysis countermeasures. In *ACM/IEEE Design Automation Conference*, pages 77–82, 2012.
- [9] Nadhem J. AlFardan and Kenneth G. Paterson. Lucky thirteen: Breaking the TLS and DTLS record protocols. In *IEEE Symposium on Security and Privacy*, pages 526–540, 2013.
- [10] Mário S. Alvim, Konstantinos Chatzikokolakis, Annabelle McIver, Carroll Morgan, Catuscia Palamidessi, and Geoffrey Smith. Additive and multiplicative notions of leakage, and their capacities. In *IEEE Computer Security Foundations Symposium*, pages 308–322, 2014.
- [11] Timos Antonopoulos, Paul Gazzillo, Michael Hicks, Eric Koskinen, Tachio Terauchi, and Shiyi Wei. Decomposition instead of self-composition for proving the absence of timing channels. In *ACM SIGPLAN Conference on Programming Language Design and Implementation*, pages 362–375, 2017.
- [12] Aslan Askarov, Danfeng Zhang, and Andrew C. Myers. Predictive black-box mitigation of timing channels. In *ACM Conference on Computer and Communications Security*, pages 297–307, 2010.
- [13] Zelalem Birhanu Aweke and Todd M. Austin. Øzone: Efficient execution with zero timing leakage for modern microarchitectures. In *IEEE International Symposium on Hardware Oriented Security and Trust*, page 153, 2017.
- [14] Michael Backes and Boris Köpf. Formally bounding the side-channel leakage in unknown-message attacks. In *European Symposium on Research in Computer Security*, pages 517–532, 2008.
- [15] George Balatsouras and Yannis Smaragdakis. Structure-sensitive points-to analysis for C and C++. In *International Symposium on Static Analysis*, pages 84–104, 2016.
- [16] Lucas Bang, Abdulbaki Aydin, Quoc-Sang Phan, Corina S. Pasareanu, and Tefvik Bultan. String analysis for side channels with segmented oracles. In *ACM SIGSOFT Symposium on Foundations of Software Engineering*, pages 193–204, 2016.
- [17] Gilles Barthe, Tamara Rezk, and Martijn Warnier. Preventing timing leaks through transactional branching instructions. *Electr. Notes Theor. Comput. Sci.*, 153(2):33–55, 2006.
- [18] Tiyash Basu and Sudipta Chattopadhyay. Testing cache side-channel leakage. In *IEEE International Conference on Software Testing, Verification and Validation Workshops*, pages 51–60, 2017.
- [19] Ali Galip Bayrak, Francesco Regazzoni, Philip Brisk, François-Xavier Standaert, and Paolo Ienne. A first step towards automatic application of power analysis countermeasures. In *ACM/IEEE Design Automation Conference*, pages 230–235, 2011.
- [20] Eli Biham and Adi Shamir. Differential fault analysis of secret key cryptosystems. In *International Cryptology Conference*, pages 513–525, 1997.
- [21] Nathan L. Binkert, Bradford M. Beckmann, Gabriel Black, Steven K. Reinhardt, Ali G. Sadi, Arkaprava Basu, Joel Hestness, Derek Hower, Tushar Krishna, Somayeh Sardashti, Rathijit Sen, Corey Sewell, Muhammad Shoaib Bin Altaf, Nilay Vaish, Mark D. Hill, and David A. Wood. The gem5 simulator. *SIGARCH Computer Architecture News*, 39(2):1–7, 2011.
- [22] Andrew Bortz and Dan Boneh. Exposing private information by timing web applications. In *International Conference on World Wide Web*, pages 621–628, 2007.
- [23] Benjamin A. Braun, Suman Jana, and Dan Boneh. Robust and efficient elimination of cache and timing side channels. *CoRR*, abs/1506.00189, 2015.
- [24] David Brumley and Dan Boneh. Remote timing attacks are practical. *Computer Networks*, 48(5):701–716, 2005.
- [25] Sudipta Chattopadhyay. Directed automated memory performance testing. In *International Conference on Tools and Algorithms for Construction and Analysis of Systems*, pages 38–55, 2017.
- [26] Jia Chen, Yu Feng, and Isil Dillig. Precise detection of side-channel vulnerabilities using quantitative cartesian hoare logic. In *Proceedings of the 2017 ACM SIGSAC Conference on Computer and Communications Security*, pages 875–890, 2017.
- [27] Duc-Hiep Chu, Joxan Jaffar, and Rasool Maghareh. Precise cache timing analysis via symbolic execution. In *IEEE Real-Time and Embedded Technology and Applications Symposium*, pages 293–304, 2016.
- [28] David Cock, Qian Ge, Toby C. Murray, and Gernot Heiser. The last mile: An empirical study of timing channels on seL4. In *ACM SIGSAC Conference on Computer and Communications Security*, pages 570–581, 2014.
- [29] Bart Coppens, Ingrid Verbauwhede, Koen De Bosschere, and Bjorn De Sutter. Practical mitigations for timing-based side-channel attacks on modern x86 processors. In *IEEE Symposium on Security and Privacy*, pages 45–60, 2009.
- [30] Patrick Cousot and Radhia Cousot. Abstract interpretation: A unified lattice model for static analysis of programs by construction or approximation of fix-points. In *ACM SIGACT-SIGPLAN Symposium on Principles of Programming Languages*, pages 238–252, 1977.
- [31] Stephen Crane, Andrei Homescu, Stefan Brunthaler, Per Larsen, and Michael Franz. Thwarting cache side-channel attacks through dynamic software diversity. In *Annual Network and Distributed System Security Symposium*, 2015.
- [32] Matthew Dellinger, Piyush Garyali, and Binoy Ravindran. Chronos linux: a best-effort real-time multiprocessor linux kernel. In *ACM/IEEE Design Automation Conference*, pages 474–479, 2011.
- [33] Daniel Dinu, Yann Le Corre, Dmitry Khovratovich, Leo Perrin, Johann Grobischadl, and Alex Biryukov. Triathlon of lightweight block ciphers for the internet of things. *Cryptology ePrint Archive*, Report 2015/209, 2015.
- [34] Goran Doychev, Dominik Feld, Boris Köpf, Laurent Mauborgne, and Jan Reineke. CacheAudit: A tool for the static analysis of cache side channels. In *USENIX Security*, pages 431–446, 2013.
- [35] Goran Doychev, Boris Köpf, Laurent Mauborgne, and Jan Reineke. Cacheaudit: A tool for the static analysis of cache side channels. *ACM Trans. Inf. Syst. Secur.*, 18(1):4:1–4:32, 2015.
- [36] Hassan Eldib and Chao Wang. Synthesis of masking countermeasures against side channel attacks. In *International Conference on Computer Aided Verification*, pages 114–130, 2014.
- [37] Hassan Eldib, Chao Wang, and Patrick Schaumont. SMT-based verification of software countermeasures against side-channel attacks. In *International Conference on Tools and Algorithms for Construction and Analysis of Systems*, pages 62–77, 2014.
- [38] Hassan Eldib, Chao Wang, Mostafa Taha, and Patrick Schaumont. QMS: Evaluating the side-channel resistance of masked software from source code. In *ACM/IEEE Design Automation Conference*, pages 209:1–6, 2014.
- [39] Hassan Eldib, Meng Wu, and Chao Wang. Synthesis of fault-attack countermeasures for cryptographic circuits. In *International Conference on Computer Aided Verification*, pages 343–363, 2016.
- [40] Oded Goldreich and Rafail Ostrovsky. Software protection and simulation on oblivious rams. *Journal of the ACM*, 43(3):431–473, 1996.
- [41] Philipp Grabher, Johann Großschädl, and Dan Page. Cryptographic side-channels from low-power cache memory. In *International Conference on Cryptography and Coding*, pages 170–184, 2007.
- [42] David Gullasch, Endre Bangerter, and Stephan Krenn. Cache games—bringing access-based cache attacks on aes to practice. In *IEEE Symposium on Security and Privacy*, pages 490–505, 2011.
- [43] Shengjian Guo, Markus Kusano, and Chao Wang. Conc-iSE: Incremental symbolic execution of concurrent software. In *IEEE/ACM International Conference on Automated Software Engineering*, 2016.
- [44] Shengjian Guo, Markus Kusano, Chao Wang, Zijiang Yang, and Aarti Gupta. Assertion guided symbolic execution of multithreaded programs. In *ACM SIGSOFT Symposium on Foundations of Software Engineering*, pages 854–865, 2015.
- [45] Shengjian Guo, Meng Wu, and Chao Wang. Symbolic execution of programmable logic controller code. In *ACM SIGSOFT Symposium on Foundations of Software Engineering*, pages 326–336, 2017.
- [46] Shengjian Guo, Meng Wu, and Chao Wang. Adversarial symbolic execution for detecting concurrency-related cache timing leaks. 2018.
- [47] Daniel Hedin and David Sands. Timing aware information flow security for a javacard-like bytecode. *Electr. Notes Theor. Comput. Sci.*, 141(1):163–182, 2005.
- [48] Wei-Ming Hu. Reducing timing channels with fuzzy time. In *IEEE Symposium on Security and Privacy*, pages 8–20, 1991.
- [49] Zhen Hang Jiang, Yunsu Fei, and David R. Kaeli. A complete key recovery timing attack on a GPU. In *IEEE International Symposium on High Performance Computer Architecture*, pages 394–405, 2016.
- [50] Paul Kocher, Daniel Genkin, Daniel Gruss, Werner Haas, Mike Hamburg, Moritz Lipp, Stefan Mangard, Thomas Prescher, Michael Schwarz, and Yuval Yarom. Spectre attacks: Exploiting speculative execution. *ArXiv e-prints*, January 2018.
- [51] Paul C Kocher. Timing attacks on implementations of Diffie-Hellman, RSA, DSS, and other systems. In *Annual International Cryptology Conference*, pages 104–113. Springer, 1996.
- [52] Paul C. Kocher, Joshua Jaffe, and Benjamin Jun. Differential power analysis. In *International Cryptology Conference*, pages 388–397, 1999.
- [53] Boris Köpf and Markus Dürmuth. A provably secure and efficient countermeasure against timing attacks. In *IEEE Computer Security Foundations Symposium*, pages 324–335, 2009.
- [54] Boris Köpf and Heiko Mantel. Transformational typing and unification for automatically correcting insecure programs. *Int. J. Inf. Sec.*, 6(2-3):107–131, 2007.
- [55] Boris Köpf, Laurent Mauborgne, and Martin Ochoa. Automatic quantification of cache side-channels. In *International Conference on Computer Aided Verification*, pages 564–580, 2012.
- [56] Boris Köpf and Geoffrey Smith. Vulnerability bounds and leakage resilience of blinded cryptography under timing attacks. In *IEEE Computer Security Foundations Symposium*, pages 44–56, 2010.
- [57] Moritz Lipp, Michael Schwarz, Daniel Gruss, Thomas Prescher, Werner Haas, Stefan Mangard, Paul Kocher, Daniel Genkin, Yuval Yarom, and Mike Hamburg. Meltdown. *ArXiv e-prints*, January 2018.

- [58] Chang Liu, Austin Harris, Martin Maas, Michael Hicks, Mohit Tiwari, and Elaine Shi. Ghoststrider: A hardware-software system for memory trace oblivious computation. *ACM SIGARCH Computer Architecture News*, 43(1):87–101, 2015.
- [59] Fangfei Liu, Qian Ge, Yuval Yarom, Frank McKeen, Carlos Rozas, Gernot Heiser, and Ruby B Lee. Catalyst: Defeating last-level cache side channel attacks in cloud computing. In *IEEE International Symposium On High Performance Computer Architecture*, pages 406–418, 2016.
- [60] Stefan Mangard, Elisabeth Oswald, and Thomas Popp. *Power Analysis Attacks - Revealing the Secrets of Smart Cards*. Springer, 2007.
- [61] Heiko Mantel and Artem Starostin. Transforming out timing leaks, more or less. In *European Symposium on Research in Computer Security*, pages 447–467, 2015.
- [62] Jonathan K. Millen. Covert channel capacity. In *IEEE Symposium on Security and Privacy*, pages 60–66, 1987.
- [63] David Molnar, Matt Piotrowski, David Schultz, and David Wagner. The program counter security model: Automatic detection and removal of control-flow side channel attacks. In *International Conference on Information Security and Cryptology*, pages 156–168. Springer, 2005.
- [64] Andrew Moss, Elisabeth Oswald, Dan Page, and Michael Tunstall. Compiler assisted masking. In *International Conference on Cryptographic Hardware and Embedded Systems*, pages 58–75, 2012.
- [65] Keaton Mowery, Sriram Keelvedhi, and Hovav Shacham. Are aes x86 cache timing attacks still feasible? In *ACM Workshop on Cloud computing security*, pages 19–24, 2012.
- [66] Yoshitaka Nagami, Daisuke Miyamoto, Hiroaki Hazeyama, and Youki Kadobayashi. An independent evaluation of web timing attack and its countermeasure. In *International Conference on Availability, Reliability and Security*, pages 1319–1324, 2008.
- [67] Dag Arne Osvik, Adi Shamir, and Eran Tromer. Cache attacks and countermeasures: The case of AES. In *Topics in Cryptology - CT-RSA 2006, The Cryptographers' Track at the RSA Conference 2006, San Jose, CA, USA, February 13-17, 2006, Proceedings*, pages 1–20, 2006.
- [68] Dan Page. Partitioned cache architecture as a side-channel defence mechanism.
- [69] David J. Pearce, Paul H. J. Kelly, and Chris Hankin. Efficient field-sensitive pointer analysis for C. In *ACM SIGPLAN-SIGSOFT Workshop on Program Analysis For Software Tools and Engineering*, 2004.
- [70] Quoc-Sang Phan, Lucas Bang, Corina S. Pasareanu, Pasquale Malacaria, and Tefik Bultan. Synthesis of adaptive side-channel attacks. In *IEEE Computer Security Foundations Symposium*, pages 328–342, 2017.
- [71] Alessandra Di Pierro, Chris Hankin, and Herbert Wiklicky. Probabilistic timing covert channels: to close or not to close? *Int. J. Inf. Sec.*, 10(2):83–106, 2011.
- [72] Ashay Rane, Calvin Lin, and Mohit Tiwari. Raccoon: closing digital side-channels through obfuscated execution. In *USENIX Security Symposium*, pages 431–446, 2015.
- [73] Sebastian Schinzel. An efficient mitigation method for timing side channels on the web. In *International Workshop on Constructive Side-Channel Analysis and Secure Design*, 2011.
- [74] Bruce Schneier. *Applied cryptography: protocols, algorithms, and source code in C*. John Wiley & Sons, 2007.
- [75] Claude E. Shannon. A mathematical theory of communication. *The Bell System Technical Journal*, 27:379–423, 1948.
- [76] Geoffrey Smith. On the foundations of quantitative information flow. In *International Conference on the Foundations of Software Science and Computational Structures*, pages 288–302, 2009.
- [77] Marcelo Sousa and Isil Dillig. Cartesian hoare logic for verifying k-safety properties. In *ACM SIGPLAN Conference on Programming Language Design and Implementation*, pages 57–69, 2016.
- [78] Raphael Spreitzer and Thomas Plos. On the applicability of time-driven cache attacks on mobile devices. In *International Conference on Network and System Security*, pages 656–662. Springer, 2013.
- [79] Emil Stefanov, Marten Van Dijk, Elaine Shi, Christopher Fletcher, Ling Ren, Xiangyao Yu, and Srinivas Devadas. Path ORAM: an extremely simple oblivious RAM protocol. In *ACM SIGSAC Conference on Computer & Communications Security*, pages 299–310, 2013.
- [80] Valentin Touzeau, Claire Maiza, David Monniaux, and Jan Reineke. Ascertaining uncertainty for efficient exact cache analysis. In *International Conference on Computer Aided Verification*, pages 22–40, 2017.
- [81] Bhanu C Vattikonda, Sambit Das, and Hovav Shacham. Eliminating fine grained timers in xen. In *ACM workshop on Cloud computing security*, pages 41–46, 2011.
- [82] Chao Wang and Patrick Schaumont. Security by compilation: an automated approach to comprehensive side-channel resistance. *ACM SIGLOG News*, 4(2):76–89, 2017.
- [83] Shuai Wang, Pei Wang, Xiao Liu, Danfeng Zhang, and Dinghao Wu. CacheD: Identifying cache-based timing channels in production software. In *USENIX Security Symposium*, pages 235–252. USENIX Association, 2017.
- [84] Zhenghong Wang and Ruby B. Lee. New cache designs for thwarting software cache-based side channel attacks. In *International Symposium on Computer Architecture*, pages 494–505, 2007.
- [85] Yuval Yarom and Katrina Falkner. FLUSH+RELOAD: A high resolution, low noise, L3 cache side-channel attack. In *USENIX Security Symposium*, pages 719–732, 2014.
- [86] Danfeng Zhang, Aslan Askarov, and Andrew C Myers. Language-based control and mitigation of timing channels. In *ACM SIGACT-SIGPLAN Symposium on Principles of Programming Languages*, pages 99–110, 2012.
- [87] Jun Zhang, Pengfei Gao, Fu Song, and Chao Wang. SCInfer: Refinement-based verification of software countermeasures against side-channel attacks. In *International Conference on Computer Aided Verification*, 2018.