

When Distributed outperforms Centralized Scheduling in D2D-Enabled Cellular Networks

Rita Ibrahim
Orange Labs, Paris, France
rita.ibrahim@orange.com

Berna Sayrac
Orange Labs, Paris, France
berna.sayrac@orange.com

Mohamad Assaad
Laboratoire des Signaux et Systèmes, Gif-sur-Yvette,
France
mohamad.assaad@centralesupelec.fr

Azeddine Gati
Orange Labs, Paris, France
azeddine.gati@orange.com

ABSTRACT

Device-to-device (D2D) communications is a promising technique for improving the efficiency of 5G networks. Employing channel adaptive resource allocation can yield to a large enhancement in almost any performance metric of D2D communications (e.g. Energy Efficiency). In this paper, we show that minimizing the users transmission power while maintaining predefined throughput constraint can be performed by simply adapting existing LTE CSI feedback. Thus, we propose a centralized scheduling that requires the knowledge of D2D links' Channel State Information (CSI) at the base station level. However, this CSI reporting suffers from the limited number of resources available for feedback transmission. Alternately, we propose a distributed algorithm for resource allocation that benefits from the users' knowledge of their local CSI in order to minimize the users' transmission power while maintaining predefined throughput constraints. The key idea is that users compute their local performance metrics (e.g. energy efficiency) and then use a new signaling mechanism to share these values between each other. Under some condition, the performance of this distributed algorithm achieves that of the *ideal* scheduling (i.e. with a global CSI knowledge of all the D2D links). We describe how these algorithms can be simply integrated to existing cellular networks. Furthermore, numerical results are presented to corroborate our claims and demonstrate the gain that the proposed scheduling algorithms bring to cellular networks.¹

KEYWORDS

Device-to-device, Scheduling, Resource allocation, Distributed algorithm, CQI Feedback

1 INTRODUCTION

1.1 Device-to-device communications (D2D)

The growth of cellular networks, in terms of mobile broadband traffic, demand of data rate, number of connected devices and various new applications, has been pushing the investigation of new architectures and paradigms to fulfill the requirements of future

wireless communications. A lot of advanced communication techniques such as massive Multiple-Input and Multiple-Output, advanced small cells, millimeter waves as well as Device-to-Device (D2D) communications have been developed in order to improve the performance of cellular networks. D2D communications, which is defined as direct communications between nearby mobile users without the need of passing through the Base Station (BS), is considered as a promising component of next generation mobile networks. Several studies have showed the advantages of D2D communications in improving energy efficiency, fairness, spectrum efficiency, and throughput as well as reducing delay, extending network coverage and offloading network traffic (see surveys [18] and [4]).

The revealing promise of D2D communications has motivated the industry, academia and standardization bodies to explore the potentials of this technique and to work on solving its technical and business challenges in order to be implemented in cellular networks in the few next years. The major technical challenges faced by D2D communications are: spectrum access (inband/outband), resource and/or power allocation, mode selection, energy consumption, interference management, signaling techniques (overhead), privacy/authentication and security. In this work, we propose both centralized and distributed energy efficient resource allocation algorithms based on a new Channel State Information (CSI) reporting.

1.2 Channel state information (CSI)

In cellular networks, the knowledge of the channel condition at the transmitter can improve the performance of cellular communications by allowing the transmitter to dynamically adapt its transmission scheme providing a better throughput (i.e. which involves the application of an Adaptive Modulation/Coding (AMC) scheme). In the case of D2D communications, each D2D user has the knowledge of its local D2D channel state. Therefore, for both Time Division Duplex (TDD) and Frequency Division Duplex (FDD) cellular networks, *feedback* is one way for keeping the BS updated with the D2D channels' measurements. Mobile users estimate their D2D link and feed it back to the BS that benefits from this knowledge to optimize the performance of D2D communications. However, this feedback is imperfect since a limited number of resources are available for the exchange of control information. In a limited feedback network, a quantized channel measurement is fed back to the BS.

¹This work has been performed in the framework of the Celtic-Plus project *SooGreen*.

As discussed in [20], there is mainly two approaches for quantizing the CSI: (i) quantizing the properties of the transmitted signal (e.g. modulation, beam-forming vector) or (ii) quantizing the channel (adapt the transmitted signal to the channel). In order to overcome this limitation, previous works (e.g. [24], [15] and [13]) have proposed several strategies for reducing the number of resources consumed for CSI feedback. Authors in [19] provide an overview of limited feedback in wireless communication systems which are particularly interesting in MIMO systems.

1.3 Related work

Researchers have been interested in elaborating new D2D resource allocation techniques for improving the performance of cellular network in terms of: throughput, interference management and energy saving etc. Most of the existing works propose centralized resource allocation algorithms for D2D communications while assuming the global CSI knowledge at the BS level. Several tools have been used for the study of centralized resource allocation problems: stochastic geometry modeling and resource optimization (e.g. [31]), optimization problem with objective of maximizing spatial reuse, centralized graph-theoretic approach (e.g. [21] and [35]), mixed-integer programming (e.g. [3], [36] and [10]), particle swarm optimization (e.g. [25]), non-convex optimization problem using branch-and-bound method (e.g. [34]) and coupled processors approach (e.g. [27]) etc.

In addition, several works limit the CSI reporting overhead by considering a partial CSI knowledge of the network: (i) in [8], authors consider that the BS has the global CSI knowledge except the interference links between UEs and (ii) in [21], the CSI knowledge is restricted to the cellular links. Authors of [26] consider statistical (and not instantaneous) CSI and propose a power allocation scheme for D2D-underlay cellular systems based on monotonic optimization. A stochastic cutting plane algorithm was proposed in [17] to achieve the cross-layer resource optimization without knowledge of the channel statistics.

The main challenge of centralized approaches is the need for the D2D channel state information at the BS level which suffers from a trade-off between the large amount of overhead (i.e. especially in scenarios where the channels vary rapidly with time) and the imperfect knowledge of the channel's states. Therefore, the full CSI knowledge assumption is not practical and pushes for performing distributed approaches for resource allocation of D2D communications. Assuming the knowledge of the utility function at the D2D users' level, game theory has been the main tool used for resource allocation: pricing (e.g. [32]), auctions (e.g. [30]) and coalition formation (e.g. [16]) etc. Game-theoretical approaches do not solve the overhead problem because users still need to share information (i.e. prices or bids etc). Furthermore, some works have evaluated the performance of both centralized and distributed approaches for D2D resource allocation. Authors in [33] proved that their distributed algorithm achieves interesting performance gain with significant reduction of signaling overhead. In [21], both centralized and distributed resource allocation strategies were proposed for an underlay D2D communication system.

Energy efficiency has been one of the main performance metrics to optimize by the proposed resource allocation schemes. Centralized (e.g. [14] and [29]) as well as distributed (e.g. [7] and [28]) resource allocation algorithms were proposed for improving energy efficiency of D2D-enabled cellular networks.

1.4 Contributions

The centralized characteristic of today's scheduling in cellular networks suffers from the ignorance of the global CSI knowledge of the network. Thus, the scheduling will always be limited by the number of resources available for CSI reporting. This weakness will be multiplied by the use of D2D technique where the D2D channels are estimated at the D2D receiver level and then fed back to the BS. From that comes the idea of having a distributed scheduling that benefits for the D2D users' knowledge of their local CSI. Please note that the proposed distributed algorithm can be applied to any performance metric. In this paper, we consider the example of energy efficiency which consists a pertinent and important part of 5th Generation (5G) networks at different level: ecological side, customer satisfaction and mobile network operators' expenses. Hence, energy efficiency is a relevant metric to consider during the scheduling of D2D network.

D2D links can (i) reuse cellular resources (i.e. underlay) causing D2D-cellular interference or (ii) they can use dedicated cellular resources (i.e. overlay) to avoid interference. In this paper, we propose a distributed scheduling algorithm that optimizes the energy consumption of overlay-D2D networks under throughput constraints.² This optimization problem is studied based on Lyapunov technique. Lyapunov functions for general nonlinear systems (especially stability analysis) is considered as a robust theoretical and practical tool. We start dealing with this Lyapunov optimization problem by proposing a centralized approach where the D2D resource allocation is managed by the central entity (BS). We show that the performance of this algorithm achieves that of the best centralized scheduling in a limited feedback network. However, this scheduling requires the knowledge of D2D channels' states which is not realistic mainly due to two factors: (i) the restricted number of resources available for CSI feedback and (ii) the quantization of these CSI feedback.

Therefore, we propose a distributed algorithm that benefits from the users' knowledge of their local D2D channel state to intelligently manage the spectrum access and optimize the energy efficiency of D2D communications. Indeed, the users transmit some control indicators that reveal the value of their local D2D channel state. Based on these indicators, all the users, including the one that optimizes the energy efficiency of D2D communications, manage to report information concerning their local CSI. Therefore, this distributed approach, by identifying the optimal D2D link, tends to achieve the performance of the *ideal* scenario (i.e. where the BS has the global CSI knowledge). However, a collision may occur while sharing these CSI indicators. The impact of this collision is discussed and some strategies for reducing its probability are proposed. Under these conditions of collision reduction, the performance of the distributed scheduling is very close to the ideal

²This is only an example and does not limit the application of our algorithm to any other D2D performance metrics.

scheduling (i.e. where the BS knows the instantaneous CSI of all the D2D links without any cost).

We show how both centralized and distributed algorithms can be implemented in real cellular network without increasing the signaling overhead. Numerical results reveal how the suggested algorithms improve the energy efficiency of D2D communications. In a limited feedback D2D networks, the proposed centralized algorithm schedules D2D communications based on CSI statistics while the proposed distributed algorithm benefits from the users' knowledge of their local exact CSI to propose a smart CSI exchange. Indeed, the distributed algorithm outperforms the centralized one due to the fact that, in a limited feedback D2D network, D2D users have more information concerning their local CSI than the BS.

The rest of the paper will be organized as it follows. In Section 2, the system model and the optimization problem are described. The centralized approach is detailed in Section 3: the algorithm is exposed and its optimistic property is proved. The distributed algorithm is detailed in section 4 and its performance is analyzed. Section 5 computes the probability of collision that may occur during the transmission of the CSI indicators. Strategies for reducing this probability are discussed. Section 6 reveals how the proposed algorithms can be implemented in today's cellular networks. Numerical results in Section 7 show the performance of the proposed algorithms and illustrate the significant energy efficiency gain provided by the distributed algorithm compared to other scheduling policies. Section 8 concludes the paper.

2 SYSTEM MODEL

We consider a set of N peers of users that want to communicate with each other via D2D links (see figure 1 for $N = 6$). Users are randomly distributed in a cell of radius R_c such that the distance between D2D peer is set within the range $[d_{min}, d_{max}]$. The channel between any two nodes in the network is modeled as a Rayleigh fading channel that remains constant during one time-slot and changes independently from one time-slot to another based on a complex Gaussian distribution with zero mean and unit variance.

A practical scenario with adaptive modulation is assumed. At each time slot, a device can support a bit-rate adapted to its channel conditions (i.e. SNR) and selected from a set of M bit rates $[R_1, \dots, R_M]$. These bit-rates correspond to a set of M SNR thresholds $[S_1, \dots, S_M]$. Thus, if a D2D link has a SNR that lies within the interval $[S_m, S_{m+1}[$ then its quantized value of SNR is equal to S_m and it will support a bit rate of R_m . When the n^{th} D2D link has a SNR of S_m then it can achieve a bit-rate equals to R_m by transmitting at a power $P_{n,m}$:

$$P_{n,m} = \min \left\{ \frac{S_m N_o}{|h_n|^2 L_n}, P_{max} \right\} \quad (1)$$

with h_n the fading coefficient of the n^{th} D2D peer, L_n the path-loss over the n^{th} D2D link that mainly depends on the n^{th} D2D peer distance d_n , N_o the noise power and P_{max} the maximum user's transmission power. We consider overlay D2D (e.g. see [11]) such that D2D links use dedicated resources in order to mitigate interference between D2D and cellular communications (i.e. no reuse of

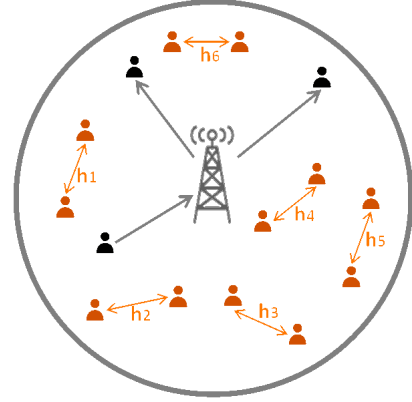


Figure 1: An example of D2D scenario where $N = 6$

cellular channels). Scheduling scheme is the algorithm that manages the radio resources' access of D2D communications. Assuming a user time division multiplex access scheduling, the available D2D resources are only used by one D2D communication at a given time-slot. We assume that, based on some pilot reference signals, each D2D transmitter has a channel state estimation of its corresponding D2D link. Deploying an energy efficient scheduling requires the CSI knowledge of these D2D links. Therefore, based on existing control channels, we propose that D2D links transmit a smart indicator of their local CSI information in order to enable energy efficient scheduling of D2D communications.

N_{RB} represents the Block of Resources (RB) available each time-slot for CSI reporting from D2D transmitters to the BS. Hence, we propose a new CSI reporting technique that benefits efficiently from these limited resources in order to reduce the energy consumption of the D2D network while guaranteeing throughput constraints.

In the sequel, we use the following notations for a given time-slot t : $R_n(t)$ as the service rate of the n^{th} D2D communications, $P_n(t)$ as the transmission power of the n^{th} D2D communications and R_{th} as the threshold of the time average throughput of D2D communications with γ_{th} the corresponding SNR threshold.

The aim of this work is to design an energy efficient scheduling in a limited feedback network where D2D transmitters are limited by N_{RB} RBs for CSI exchange. We define $\Gamma(t)$ as the scheduled user at time-slot t . Hence, the Optimization Problem (OP) below consists of finding the scheduling strategy $\Gamma(t)$ that minimizes the energy consumption of D2D communications under throughput constraint and limited number of feedback resources:

$$\underset{\Gamma}{\text{minimize}} \quad \lim_{T \rightarrow \infty} \sup \frac{1}{T} \sum_{t=1}^T \sum_{n=1}^N \mathbb{E}[P_n(t)] \quad (2)$$

$$\text{s.t.} \quad \lim_{T \rightarrow \infty} \inf \frac{1}{T} \sum_{t=1}^T \mathbb{E}[R_n(t)] \geq R_{th} \quad \forall n,$$

N_{RB} : number of RB for CSI feedback.

We apply Lyapunov Optimization (see [22]) to solve the problem above. Looking at problem's constraint leads to the construction

of the following virtual queues that help to meet the desired constraint:

$$Q_n(t+1) = (Q_n(t) - R_n(t))^+ + R_{th} \quad (3)$$

From queuing theory [22], it is known that the throughput constraint of the problem above is equivalent to the strong stability of these virtual queues. Thus, this optimization problem is transformed to a stabilization problem of the virtual queuing network while minimizing the time average of the transmitted power. Hence, the drift-plus-penalty algorithm is used for minimizing the average power subject to network stability. When the system shifts to undesirable states, the defined Lyapunov largely increases. Thus, scheduling actions that drift this function to the negative direction are crucial for settling the system stability. Therefore, the scheduling policy Γ aims to minimize the following expression:

$$\underset{\Gamma}{\text{minimize}} \quad \sum_{n=1}^N V \mathbb{E}[P_n(t)] - Q_n(t) \mathbb{E}[R_n(t)] \quad (4)$$

s.t. N_{RB} : number of RB for CSI feedback.

where $Q_n(t+1) = (Q_n(t) - R_n(t))^+ + R_{th}$ and V is a non-negative weight that is chosen in such a way that the desired performance trade-off between the power minimization and the virtual queue size is achieved. The scheduling solution of (4) aims to achieve a time average of the users' power consumption within a distance of at most $O\left(\frac{1}{V}\right)$ from the optimal value while ensuring a time average virtual queue backlog of $O(V)$.

3 CENTRALIZED APPROACH

For the centralized approach, we suppose that the user's CSI feedback contains the following information concerning its D2D link: (i) channel quality (transmission rate) as well as (ii) transmission power. Due to the limited number of resources available for CSI reporting, it is not possible for all the users transmit their CSI feedback each TTI neither to transmit the exact continuous values of these D2D links' information. Hence, depending on the number of resource blocks N_{RB} available for CSI reporting, a limited number of users (i.e. denoted by $K^{(1)}$) is able to simultaneously transmit its quantized CSI feedback to the BS.

The centralized approach is based on the following three phases algorithm: **Phase 1** where the BS chooses, based on global statistical CSI, the subset Λ^* of users that will transmit their CSI feedback to the BS (i.e. such that $|\Lambda^*| = K^{(1)}$); **Phase 2** where the BS receives the CSI feedback of the users within the subset Λ^* and **Phase 3** where the BS schedules the user, within the subset Λ^* , that optimizes the energy efficiency of the network based on the OP (4). We denote by Ω all the possible subset of $K^{(1)}$ different users.

3.1 Centralized Algorithm

Moreover, the centralized algorithm (given by (1) for a time-slot t) will be detailed in this subsection.

3.1.1 Phase 1. The goal of this phase is to choose the subset Λ^* of $K^{(1)}$ D2D transmitters that will share their CSI feedback with the BS at a given time-slot. Based on the global knowledge of the statistical CSI of D2D links, the BS computes the optimal subset Λ^* given by equation (5).

$$\Lambda^* = \arg \min_{\Lambda \subset \Omega} \mathbb{E}_h \left[\min_{n \in \Lambda} [VP_n(t, h) - Q_n(t) R_n(t, h)] \right] \quad (5)$$

3.1.2 Phase 2. Each transmitter n of the subset Λ^* will proceed as it follows: (i) compute the index $m^* \in \{1, \dots, M\}$ that minimizes its utility function $VP_{n,m}(t) - Q_n(t) R_m$, (ii) fix respectively its bit rate and its transmission power as it follows: $R_n(t) = R_{m^*}$ and $P_n(t) = P_{n,m^*}(t)$ (iii) quantize the transmission power $P_n(t)$ (i.e. denoted by $\tilde{P}_n(t)$) (iv) send a CSI feedback that contains both the channel quality (i.e. which implies the chosen bit rate $R_n(t)$) and the quantized transmission power $\tilde{P}_n(t)$.

3.1.3 Phase 3. Among the users in the subset Λ^* , the BS schedules the optimal user n^* that verifies equation (6).

$$n^* = \arg \min_{n \in \Lambda^*} [V\tilde{P}_n(t) - Q_n(t) R_n(t)] \quad (6)$$

Algorithm 1 Centralized scheduling at the level of the BS

- 1: Finds subset Λ^* given by (5)
 - 2: Sends CSI reporting request to users in subset Λ^*
 - 3: Receives $R_n(t)$ and $\tilde{P}_n(t)$ from all users $n \in \Lambda^*$
 - 4: Find the optimal user n^* given by (6)
 - 5: Update Q based on (3)
-

3.2 Stability and optimistic criteria

We prove that the proposed centralized scheduling achieves a distance of at most $O\left(\frac{1}{V}\right)$ from the optimal solution of the centralized scenario while guaranteeing the stability of the system of virtual queues. We denote by P_c^* the optimal solution of the OP (2) when the best centralized scheduling is applied in a limited feedback network (i.e. scenario where the BS knows the global statistical but only the instantaneous CSI of a subset of $k^{(1)}$ users).

PROPOSITION 3.1. *When the proposed centralized algorithm is applied, the total average backlogs of the queues is upper bounded by a finite value $\frac{C+B}{\epsilon}$:*

$$\limsup_{T \rightarrow \infty} \frac{1}{T} \sum_{t=0}^{T-1} \sum_{i=1}^N \mathbb{E}[Q_i(t)] \leq \frac{C+B}{\epsilon} \quad (7)$$

The proposed centralized scheduling policy ensures the strong stability of the virtual queuing network with an average queue backlog of $O(V)$. Hence, the throughput constraint of the optimization problem (2) is satisfied.

PROPOSITION 3.2. *For the centralized approach, the time average of power consumption verifies the following:*

$$P_c^* \leq \lim_{T \rightarrow \infty} \sup \frac{1}{T} \sum_{t=1}^T \sum_{n=1}^N \mathbb{E}[P_n(\Gamma^{cent}(t))] \leq P_c^* + \frac{C}{V} \quad (8)$$

Where C and V are finite and the value of V is tuned in such a way that the time average power is as close as possible to the solution of the optimal centralized limited-feedback scenario P_c^* with a corresponding queue size trade-off.

Algorithm 2 Distributed scheduling at the level of each user n

```

1: Receives, from BS, constants  $R_{th}$ ,  $T_p$  and  $V$  (given by 18)
2: for  $1 \leq t \leq T_p$  do
3:   Estimates channel state  $h_n(t)$ 
4:   Computes performance metric  $v_n(t)$  from (9)
5:   Computes  $v_{min}$  and  $v_{max}$  from (10) and (11)
6:   Finds  $\{\tilde{v}_n, \tilde{k}_n\}$  given by (13) and (14)
7:   Shares CSI indicator at the  $\tilde{k}_n^{th}$  RE
8:   if Collision then
9:     Detects collision index  $c$ 
10:    Updates the values of  $r$  and  $f$  from (19)
11:  end if
12:  if  $n == n^*$  given by (15) then
13:    Transmits data to its D2D peer
14:  end if
15:  Update  $Q_n(t)$  from (3)
16: end for

```

PROOF. Proofs of propositions 3.1 and 3.2 are based on Lyapunov technique and are detailed in Appendix-B. \square

We deduce that for a large finite value of V , the proposed centralized algorithm achieves the optimal solution of the centralized scenario that has an optimal time average power P_c^* .

4 DISTRIBUTED APPROACH

Finding the optimal solution of problem (4) requires the global CSI knowledge of D2D links. This knowledge is limited by the restricted number N_{RB} of resources available for CSI reporting. However, one can profit from the local CSI knowledge at the D2D users' level in order to propose a new way for handling the resources available for CSI feedback and enabling all the users to feedback some indicators concerning their CSI at each time-slot. After sharing CSI indicators, the user that optimizes (4) is identified. This study shows that the proposed distributed approach largely improves the energy efficiency of the D2D network. The proposed distributed energy efficient scheduling (given by Algo.2) can be summarized by the following three phases:

Phase 1: each D2D peer estimates its channel state in order to compute its energy efficiency metric. Then, each D2D user shares a simple CSI indicator (i.e. 1 or 2 encoded bits per sub-frame) in such a way that the resource emplacement (RE) used for this CSI indicator transmission indicates the value of the energy efficiency metric.

Phase 2: The D2D user, that has transmitted its CSI indicator at the RE of the lowest index, is scheduled. Thus, D2D link that optimizes the energy efficiency metric is chosen for data transmission.

Phase 3: This phase aims to reduce the collision that may occur during the transmission of CSI indicators.

4.1 Distributed algorithm

The different steps of the distributed algorithm (given by Algo.2) are detailed in the sequel. We denote by $K^{(2)}$ the number of CSI indicators (i.e. 1 or 2 encoded bits) that can be simultaneously supported on the N_{RB} resources available for CSI reporting.

Phase 1: Based on pilot reference signals, at each time-slot t , the n^{th} D2D peer estimates its D2D channel state $h_n(t)$ and deduces its energy efficiency metric given by equation (9).

$$v_n(t) = \min_{m \in \{1, \dots, M\}} (VP_{n,m}(t) - Q_n(t)R_m(t)) \quad (9)$$

We can verify that the values of the utility function $v_n(t)$ fit within the range $[v_{min}(t), v_{max}(t)]$ given by equations (10) and (11) where $r = 1$ and $f = 0$.

$$v_{min}(t) = -tR_{th}R_M \quad (10)$$

$$v_{max}(t) = v_{min}(t) + r \frac{VP_{max} - R_{th}R_1 - v_{min}(t)}{(K^{(2)})^f} \quad (11)$$

These border variables are identically computed by each device in such a way that all the devices will have the same values of $v_{min}(t)$ and $v_{max}(t)$. The interval $[v_{min}(t), v_{max}(t)]$ serves for the discretization of the utility function $v_n(t)$ into $K^{(2)}$ equal intervals. The values of $v_n(t)$ from the continuous set $[v_{min}(t), v_{max}(t)]$ are mapped to a finite set \mathbb{S}_v of $K^{(2)}$ elements (see equation (12)). The simple way to quantize the utility function v_n is to choose the closest element to v_n within \mathbb{S}_v .

$$\mathbb{S}_v = \bigcup_{j=1, \dots, K^{(2)}} a_j = \bigcup_{j=1, \dots, K^{(2)}} \left\{ v_{min} + (j-1) \frac{v_{max} - v_{min}}{K^{(2)} - 1} \right\} \quad (12)$$

In practice, cellular networks contain limited resources for CSI reporting (i.e. here denoted by N_{RB} resource blocks). Thus, instead of transmitting the quantized CSI value, each D2D peer limits its feedback to a simple CSI indicator (1 or 2 encoded bit) that is sufficient for describing its utility function. This mechanism, i.e. called **Channel Indexing Feedback**, consists of introducing a mapping between the quantized value of the utility function (i.e. within the \mathbb{S}_v set) and the $K^{(2)}$ REs available for the transmission of the CSI indicators. In other terms, the index of the REs used for the CSI indicator's transmission is sufficient for identifying the corresponding quantized value of the energy efficiency metric. Figure 2 illustrates an example where the proposed Channel Indexing Feedback technique is applied on 4 different users with $n = 1, 2, 3$ and 4. For the n^{th} D2D peer, the expression of the quantized utility function (denoted by \tilde{v}_n) and its corresponding mapped RE (denoted by \tilde{k}_n) used for the transmission of the CSI indicator are formally given by:

$$\tilde{v}_n(t) = \arg \min_{x_i \in \mathbb{S}_v} (v_n(t) - x_i) \mathbf{1}_{\{v_n(t) > x_i\}} \quad (13)$$

$$\tilde{k}_n(t) = \arg \min_{i \in \{1, \dots, K^{(2)}\}} (v_n(t) - x_i) \mathbf{1}_{\{v_n(t) > x_i\}} \quad (14)$$

where $\mathbf{1}$ represents the indicator function.

In phase 1, at each time-slot t , each transmitter n computes its performance metric $v_n(t)$ given by (9) and then applies Channel Indexing Feedback technique to compute the couple $\{\tilde{v}_n(t), \tilde{k}_n(t)\}$ given respectively by (13) and (14) and that corresponds to the quantized value of $v_n(t)$ and its corresponding index within the set \mathbb{S}_v . Hence, the transmitter n sends its CSI indicator at the \tilde{k}_n^{th} RE among the $K^{(2)}$ available REs.

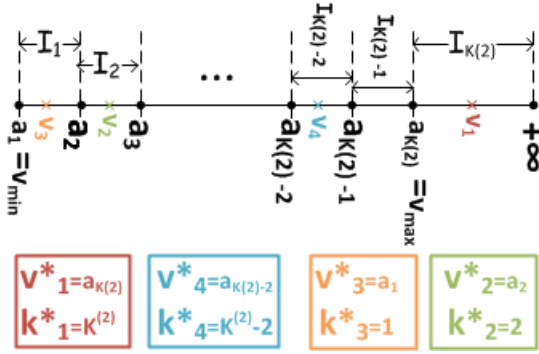


Figure 2: Example of channel indexing feedback for 4 users

Phase 2: Depending on the shared CSI indicators by all the D2D peers, the scheduled UE is the one that exclusively transmits its CSI indicator on the RE with the lowest index $\tilde{k}_n(t)$. The chosen user corresponds to the D2D peer that minimizes the utility function $v_n(t)$ at time-slot t . The index n^* of the scheduled D2D peer is formally given by:

$$n^* = \arg \min_{n \in \{1, \dots, N\}} \{ \tilde{v}_n \mid \tilde{v}_m \neq \tilde{v}_n \ \forall m \in \{1, \dots, N\}/n \} \quad (15)$$

The proposed algorithm is distributed in the sense that D2D users are responsible of computing their utility function as well as transmitting the corresponding CSI indicator based on their estimated CSI. Hence, the computation efforts are highly reduced at the BS level. However, recognizing the optimal D2D peer remains an open question whether it will be done in a fully distributed manner or in a BS-assisted way. In the sequel, we discuss both mechanisms:

- **BS-assistance:** BS is responsible of listening to the transmitted CSI indicators by all the D2D peers in order to detect the optimal user whose CSI indicator has been transmitted at the RE of the lowest index. Then, the BS announces the identified optimal user as the scheduled user.
- **Autonomous:** Supposing that devices have full duplex capacities, they can simultaneously transmit and receive the CSI indicators' transmission. Hence, each user will be able to autonomously recognize the optimal user that should be scheduled. This algorithm has important benefit for autonomous networks (i.e. without any centralized entity).

Phase 3: During the transmission of CSI indicators in phase 1, a collision may occur when at least two users transmit their CSI indicators at the same RE (i.e. at least two users have the same quantized performance metric \tilde{v}_n). Phase 3 consists of applying some strategies that reduce the occurrence probability of such collisions. This procedure is detailed in section 5.

4.2 Performance analysis

We denote by P_{id}^* the time average of the power when an *ideal* scheduling is considered in the sense that the network has a global CSI knowledge of the D2D communications. In this case, the *ideal* scheduling achieves the optimum of (2) without any constraints on the number of resources available for CSI feedback. When a

collision free scenario is considered, we prove that the proposed distributed scheduling achieves a distance of at most $O\left(\frac{1}{V}\right)$ from the *ideal* solution of (2) while ensuring the strong stability of the virtual queuing network with an average queue backlog of $O(V)$.

PROPOSITION 4.1. *Assuming that no collision occurs; the distributed scheduling $\Gamma^{dist}(t)$ guarantees a time average power consumption that verifies the following:*

$$P_{id}^* \leq \lim_{T \rightarrow \infty} \sup \frac{1}{T} \sum_{t=1}^T \sum_{n=1}^N \mathbb{E} \left[P_n \left(\Gamma^{dist}(t) \right) \right] \leq P_{id}^* + \frac{C}{V} \quad (16)$$

Where C and V are finite and the value of V is tuned to make the time average power as close to the ideal solution as desired with a corresponding virtual queue size trade-off.

PROOF. See Appendix-B based on Lyapunov technique. \square

We deduce that for a tuned finite value of V , the proposed distributed algorithm almost achieves the performance of the *ideal* solution P_{id}^* of the optimization problem (2). For high finite values of V , the distributed scheduling reaches the *ideal* performance when no collision occurs at the transmission level of the CSI indicators. Thus, the process of reducing this collision are discussed in the coming section.

5 PROBABILITY OF COLLISION

During the phase 2 of the distributed algorithm, the transmission of the CSI indicators may suffer from a collision. It is crucial to note that this collision occurs at the level of the CSI indicators' transmission and not at the level of data transmission. A collision takes place when at least two users have the same quantized utility function \tilde{v}_n and hence, they transmit their CSI indicators at the same RE. In particular, when a collision occurs at the level of the RE of index k^* , identifying the optimal user to schedule is not possible anymore. We define the **overall collision** as the scenario where each user collides at least with another one; hence none of the users is scheduled at this time-slot. In order to avoid such scenario, two precautions detailed in the sequel, were adopted:

- The Lyapunov constant V is chosen based on equation (18) in order to minimize the collision probability.
- The mapping, based on which the D2D users match their discrete values of the energy efficiency metric with the $K^{(2)}$ available RE, is updated as in equation (19) on the aim of avoiding future collisions.

5.1 Choosing Lyapunov constant

We describe how to limit the probability of feedback collision by choosing the appropriate value of the Lyapunov constant V . We consider that the value of the Lyapunov constant V is updated within a periodicity of T_p time-slots. We start by giving the analytic expression of the collision probability. A collision occurs at a given RE when at least two users transmit their CSI indicators at the same RE. We call **probability of collision** P_c as the probability of occurring an overall collision event where each CSI indicator transmission collides with at least another one in such a way that none of the users is scheduled (i.e. none of the users has exclusively transmitted its CSI indicator on one of the available REs). In this

part, we limit the analytic result to the single bit-rate case $M = 1$ (i.e. corresponding to bit-rate R and SNR S).

PROPOSITION 5.1. *The probability of collision P_c is given by:*

$$P_c = 1 - \sum_{i=1}^N \sum_{j=1}^{K^{(2)}} \bar{p}_c\{i, j\} \prod_{k=1}^{j-1} \left(1 - \sum_{l=1 \neq i}^N \bar{p}_c\{l, k\} \right) \quad (17)$$

where

$$\begin{aligned} \bar{p}_c\{i, j\} &= 2 \left[\exp(c_{i, j-1}) - \exp(c_{i, j}) \right] \\ &\times \prod_{k=1 \neq i}^N \left[1 - 2 \exp(c_{k, j-1}) + 2 \exp(c_{k, j}) \right] \end{aligned}$$

and

$$c_{i, j} = -\frac{VSN_0}{(a_j + Q_i R) L_i}$$

PROOF. See Appendix-C. \square

Based on the expression (17), we can tune the value of the Lyapunov constant V in order to limit the overall collision probability to a small given ϵ .

THEOREM 5.2. *The probability P_c is bounded by a given ϵ (with $0 \leq \epsilon \leq 1$) when the value of the Lyapunov constant V is given by:*

$$V(\epsilon) = -\frac{R_t h R \ln(\epsilon') T_p}{P_{max} \ln(\epsilon') + SN_0 L_{min}^{-1}} \quad (18)$$

where

$$\epsilon' := \frac{1}{2N} \left[1 - \left(\frac{1 - \epsilon}{NK^{(2)}} \right)^{\frac{1}{N+K^{(2)}}} \right]$$

and L_{min} is the path-loss over a D2D link with d_{min} as the smallest distance between D2D peers.

PROOF. See Appendix-D. \square

5.2 Updating the mapping

If a collision occurs then an update of the mapping set \mathbb{S}_v is done in order to avoid future collisions. We denote by c the smallest RE's index where a collision has occurred (with $1 \leq c \leq K^{(2)}$). The mapping, described by the set \mathbb{S}_v , between the quantized value of the energy efficiency metric and the $K^{(2)}$ available REs is updated by modifying the parameters r and f of the v_{max} formula (11) as it follows:

$$r = c ; \text{ if } (r < K^{(2)}) f = f + 1 \quad \text{else } (r == K^{(2)}) f = 0 \quad (19)$$

When collision occurs at the RE of index c with $c < K^{(2)}$ then the mapping update aims to reduce the probability of collision by taking the following actions: (i) $v_{max} = a_c$ to reduce the interval $[v_{min}, v_{max}]$ and (ii) $f = f + 1$ to increase the granularity of the intervals within the new subset \mathbb{S}_v . However, when collision occurs at the RE with the highest index ($c = K^{(2)}$), this means that all the D2D users have a utility function higher than the current v_{max} . Thus, the mapping update aims to reduce the probability of collision by enlarging the interval $[v_{min}, v_{max}]$ (with $r = K^{(2)}$ and $f = 0$).

6 IMPLEMENTATION

We show how the proposed centralized and distributed approaches can be implemented in real networks. To do so, we consider the example of Long-Term Evolution (LTE) and beyond networks. We focus on how the existing Physical Uplink Control Channel (PUCCH) formats can be modified in order to support the proposed algorithms.

6.1 Existing feedback Standardization

In this work, we benefit from existing feedback standards for Down-Link (DL) transmissions in LTE specification developed by the 3rd Generation Partnership Project (3GPP) (one can refer to [1] for more details). The PUCCH appears mainly in two formats depending on the type of the handled information. The formats 1, 1a, 1b (with 1-2 encoded bits) are dedicated for the ACK/NACK feedback while the formats 2, 2a, 2b (with 20-22 encoded bits) are mainly used for CSI feedback. This CSI feedback consists of three component: (i) the Rank Index (RI), the Precoding Matrix Indicator (PMI) and the Channel Quality Index (CQI). The preferred triplet (RI/PMI/CQI) is computed by User Equipment (UE) based on the instantaneous channel estimations obtained from downlink pilot. On the aim of reducing the complexity of such computation several algorithms have been proposed. (e.g. [23]).

As mentioned before, the BS may improve the performance of D2D communications by acquiring the CSI of D2D links. The reporting of these CSI can be performed in two different ways: (i) periodic CSI report (summarized version and economical in terms of radio resources) and (ii) aperiodic CSI report (detailed version and costly in terms of radio resources). By default, the periodic CSI reporting is done on the PUCCH. However, when a user data transmission on the Physical Uplink Shared Channel (PUSCH) is planned then the CSI report are multiplexed with the data and sent on the PUSCH. Meanwhile, the aperiodic CSI reporting is exclusively transmitted on the PUSCH after the reception of a BS request via a Physical Downlink Control Channel (PDCCH) that carries a DL control information (DCI) of format 0. The limited PUCCH resources prohibit the transmission of all the users' PUCCH at each time-slot (i.e. Transmission Time Interval (TTI) in LTE) and oblige the possible CSI reports to include only the sufficient information and not the detailed one. This limitation motivates us to propose a new management of these critical PUCCH resources that enables an energy efficient scheduling.

The periodic CSI feedback, sent on PUCCH resources, are configured based on a semi-static scheduling (SSS). This configuration is specifically assigned to each UE via radio resource control (RRC) in order to avoid the need of increasing the size of PDCCH. When SSS is deployed, the BS pre-configures each user with a given resource allocation identifier and periodicity. There exists two modes of CSI feedback on PUCCH: (i) mode 1: wide-band CQI report where a single CQI value corresponds to the entire system bandwidth and (ii) mode 2: sub-band CQI report where the system bandwidth is divided into multiple sub-bands to which correspond a differential CQI value. In this work, we limit the results to the case of wide-band CQI report. Please note that considering the case of sub-band CSI reporting is a straightforward process.

Cellular networks are designed based on a centralized approach where the BS presents the entity that controls the operations and guarantees the quality of cellular communications. The BS will start by configuring the sub-frames corresponding to the CSI feedback via the identification of the bandwidth of the PUCCH region, the period of feedback and the cyclic shifting (which permits the time multiplexing between the CSI reports of different UEs and/or between the CSI reports of the same UE). Depending on these parameters, the users transmit periodically their CSI feedback. However, due to the restricted number of PUCCH resources, only a subset of users (and not the totality of the users) will transmit their CSI feedback at a given time-slot. Depending on the received CSI feedback, the BS runs its scheduling algorithm in order to allocate DL resources. This is the baseline protocol to which we will compare the proposed scheduling algorithms.

6.2 Centralized algorithm implementation

For the centralized approach, we suppose that the users send their channel status feedback by the use of PUCCH format 2b. The control information contained in this PUCCH format (CQI and 2-bits for ACK or NACK) will be modified as it follows: CQI will remain intact however the 2-bits of ACK-NACK will be used for indicating the power of transmission of D2D user. This means that the transmission powers will be quantized by mapping their continuous values to a countable small set of 4 element: $\{\hat{P}_1, \hat{P}_2, \hat{P}_3, \hat{P}_4\}$.

When the PUCCH format 2b is adopted for CSI feedback, then based on [5] we can deduce the number $K^{(1)}$ of CSI feedback that can be simultaneously supported. $K^{(1)}$ is equal to the product of the two following identifiers (i.e. communicated by the BS via RRC):

- N_{RB} that indicates the number of RBs that are available per TTI for CSI feedback of a PUCCH 2/2a/2b format. It can be a configurable parameter such that the BS can control the UL bandwidth and can eventually dimension the size of these resources depending on the need.
- C_{MUX} that indicates the multiplexing capacity per RB. It means the number of users that can send their CSI feedback on the same RB. Giving that this parameter depends only on the cyclic shifting of the base sequences (which is a fix value in this case) then $C_{MUX} = 12$.

We deduce that $K^{(1)} = N_{RB} \times C_{MUX} = 12N_{RB}$.

Figure 3 shows the resources that can be allocated for the transmission of PUCCH Format 2/2a/2b. Based on these modifications, the two phases centralized algorithm (detailed in Algo.1) can be implemented.

6.3 Distributed algorithm implementation

In the distributed approach, the resources available for CSI feedback are handled in a new distinct way in order to guarantee that the optimal user, at each TTI, sends its CSI indicator. Based on existing standards, we consider that the users' CSI indicators consists of PUCCH format 1/1a/1b which are commonly used for ACK/NACK messages or scheduling request. These control information correspond to 1 or 2 encoded bits per sub-frame. As detailed in section 4, users transmit their CSI indicators as PUCCH format 1/1a/1b on

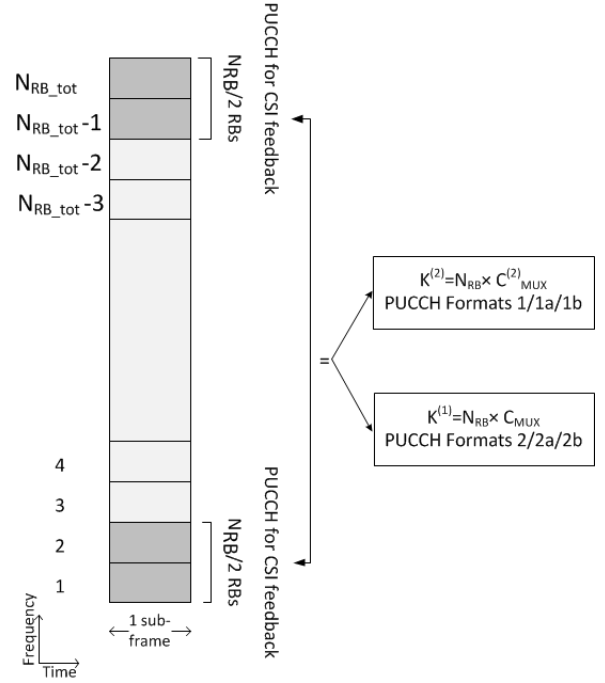


Figure 3: The resource blocks allocated for users' feedback (for both PUCCH Format: 1 and 2)

the RE that corresponds to their quantized energy efficiency metric.

Based on [5], we can deduce the number $K^{(2)}$ of PUCCH format 1/1a/1b that can be simultaneously supported at a given time-slot and thus can be used for the *Channel Indexing Feedback* technique. $K^{(2)}$ is equal to the product of the two following identifiers communicated by the BS via radio resource control (i.e. $K^{(2)} = N_{RB} \times C_{MUX}^{(2)}$):

- N_{RB} : indicates the number of RBs available per TTI for the transmission of PUCCH format 1/1a/1b. It can be a configurable parameter such that the BS can control the UL bandwidth and eventually dimension the size of these resources depending on the need.
- $C_{MUX}^{(2)}$ as the multiplexing capacity per RB, which means the number of PUCCH format 1/1a/1b that can be transmitted on the same RB. This parameter depends on both parameters: (i) the number of possible orthogonal codes N_{OC} (e.g. three for Normal CP and two for Extended CP) and (ii) the difference Δ_{shift}^{PUCCH} between two consecutive cyclic shifting for resources using the same orthogonal code. Then, $C_{MUX}^{(2)} = 12N_{OC}/\Delta_{shift}^{PUCCH}$.

Using PUCCH format 1/1a/1b, the procedure of the distributed scheduling is described as the following (see Algo.2). The BS initiates the scheduling by announcing the constants based on which the users compute their energy efficiency metric (e.g. the Lyapunov constant V , update duration T_p , throughput threshold R_{th}).

Parameter	Value
Cell Radius R_c	500m
Bandwidth	10MHz equivalent to 50 RB
UE drop	Random Uniform drop with $d_{min} = 3$ m, $d_{max} = 350$ m from [2] and [12]
N	50 UEs
Feedback Parameters	$N_{RB} = 2$, $\Delta_{PUCCH}^{shift} = 1$, $N_{OC} = 3 \Rightarrow K^{(2)} = 72 \Rightarrow K^{(1)} = 24$ and $K^{(2)} = 72$
P_{max}	250 mW
Quantized Powers	$\tilde{P}_1 = 50$, $\tilde{P}_2 = 100$ mW $\tilde{P}_3 = 150$, $\tilde{P}_4 = 200$ mW
Path-loss	outdoor-to-outdoor path-loss in Channel Models section of [2]
Simu. Settings	100 realizations of $T_p = 10^6$ ms each
Noise density	-174 dBm/Hz
D2D NoiseFigure	9 dB

At time-slot t , each user n computes the couple $P_n(t)$ and $R_n(t)$ that minimizes its energy efficiency metric $v_n(t)$ based on its instantaneous estimated D2D channel $h_n(t)$. Applying equations (10) and (11), the users can locally compute the values of $v_{min}(t)$ and $v_{max}(t)$ in order to deduce the mapping set \mathbb{S}_v . Thus, each D2D user deduces the quantized value of its utility function \tilde{v}_n given by (13) as well as its corresponding RE index \tilde{k}_n given by (14). Each D2D user n sends a CSI indicator, as a PUCCH format 1b, on the \tilde{k}_n^{th} RE. BS schedules the user that exclusively transmits its CSI indicator at the RE of the lowest index. This is equivalent to scheduling the user that optimizes the energy efficiency metric $v_n(t)$ at time-slot t . If a feedback collision occurs at some level of the REs, then the BS transmits the smallest index c of REs where collision has occurred (i.e. considering BS-assistance mechanism in phase 3 of the algorithm). The broadcasting of these scheduling information can be done via Physical Downlink Control Channel (PDCCH) that carries a Downlink Control Information (DCI) of formats 1A or 1C. Depending on the collision index received from the BS, users update their parameters r and f as in equation (19) in order to increase the granularity of the intervals within the set \mathbb{S}_v and reduce the probability of future collision.

7 NUMERICAL RESULTS

7.1 Numerical settings

We summarize the numerical settings of this section in the table below. The performance are evaluated by averaging over 100 different UEs realizations. We estimate the value of the Lyapunov constant V based on equation (18) and we find $V = 10^{15}$ for $\epsilon = 0.1$, $S = 80$ dB, $R = 700$ kbps/RB and $R_{th} = 500$ kbps/RB for $\gamma_{th} = 14$ dB. In LTE, there are 15 different values for CQI (i.e. mapping between CQI and modulation etc...). Hence, we suppose the existence of 15 different bit-rates that could be applied for link adaptation model (i.e. $M = 15$). The values of these bit-rates ($\{R_1, \dots, R_{15}\}$) that correspond to the SNR set ($\{S_1, \dots, S_{15}\} = \{0, 1, \dots, 14\}$ dB) are practical values based on a throughput-SNR mapping for a 10 MHz E-UTRA TDD network. This mapping is deduced from an internal link-level simulator.

7.2 Numerical Evaluation

N D2D peers are uniformly distributed in a cell of radius R_c . The resource allocation schema determine how these D2D communications access to the network. The performance of the proposed algorithms is evaluated by comparing the time average of the users' energy consumption (EC) as well as their energy efficiency (EE) between four different algorithms:

- **Centralized-limited feedback** scheduling: proposed in section 3.
- **Distributed** scheduling: proposed in section 4.
- **Ideal** scheduling: BS has the instantaneous global knowledge of the channel states of all the D2D links.
- **Round-Robbin** scheduling: each subset Λ of users is chosen in equal portions of time and in a circular order for the transmission of their CSI feedback using PUCCH format 2/2a/2b. The number of users that can send simultaneously their CSI feedback depends on the number of resource blocks available for feedback and a multiplexing capacity $C_{MUX}^{(1)}$ of PUCCH format 2/2a/2b per RB; the number of elements in each subset Λ is $|\Lambda| = N_{RB} \times C_{MUX}^{(1)} = 2 \times 12 = 24$.

Fig. 4 shows how the proposed distributed and centralized approaches reduce the time average of users' transmitted power compared to the Round-Robbin approach for different SNR thresholds $0 \leq \gamma_{th} \leq 14$ dB. The reduction is around 80% for the centralized approach and 100% for the distributed approach. The proposed distributed algorithm outperforms the centralized one that suffers from a limited number of users that simultaneously transmit their CSI feedback to the BS, hence scheduling the optimal user is not guaranteed. Indeed, the distributed algorithm enhances the management of the limited number of feedback resources in such a way that all the D2D users benefit from their local CSI knowledge and limit their feedback transmission to a small CSI indicator. Thus, this new channel indexing feedback technique guarantees the scheduling of the optimal user. Nevertheless, the distributed scheme does not achieve the ideal one as collision may occur. Even though a collision probability of 0.1 occurs, the distributed algorithm highly reduces the users' power consumption.

On the aim of verifying that the throughput constraint is ensured while the minimization of the users' power consumption, we study the energy efficiency of the proposed algorithms. Here, the energy efficiency metric is defined as the ratio of the total throughput to the total transmitted power over all the simulation duration (see [6]). Fig.5 represents the evolution of the energy efficiency of the proposed algorithms as function of the SNR threshold γ_{th} . These results show an important enhancement of the network energy efficiency and underline the performance of the distributed algorithm compared to the other non *ideal* scheduling.

8 CONCLUSION

In this paper, we have carried out an optimization problem of D2D communications, in a limited feedback cellular systems, that consists of finding a scheduling scheme that minimizes users' power consumption under throughput constraints. Lyapunov technique

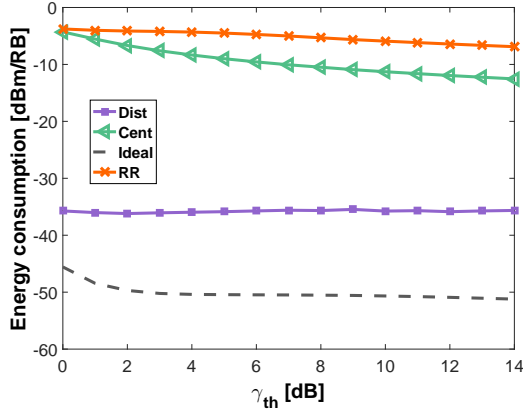


Figure 4: EC as function of the SNR threshold γ_{th}

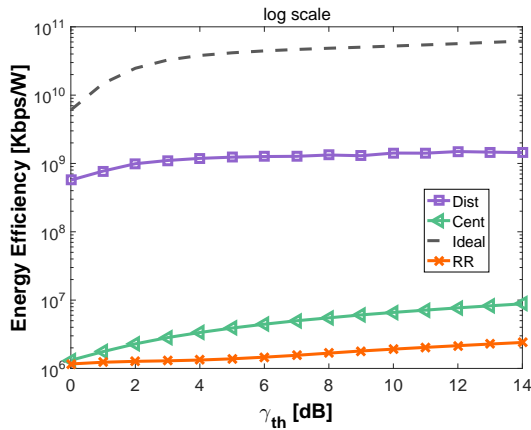


Figure 5: EE as function of the SNR threshold γ_{th}

is used for solving this optimization problem. Hence, both centralized and distributed algorithms were proposed based on new CSI reporting. The main idea of the centralized approach is to integrate information concerning the user's transmission power in their CSI reporting message. However, centralized approach suffers from the restricted number of resources available for CSI reporting. Hence, we avoid this limitation by considering a distributed resource allocation scheme that benefits from the users' knowledge of their local CSI. We propose a new CSI reporting that intelligently manage the resources available for CDI feedback transmission. The main idea is that all the D2D users compute their energy efficiency metric and then share this information by sending a simple CSI indicator (e.g. PUCCH format 1 for LTE) on the appropriate RE. Numerical results show an energy consumption reduction of 100% and a high energy efficiency enhancement compared to existing Round-Robin CSI reporting. These results illustrate that the distributed algorithm outperforms the centralized one. Indeed, the work in this paper serves as a baseline for future studies concerning energy efficiency of MIMO systems where CSI feedback places an enormous challenge for cellular networks.

APPENDIX

A Proof of proposition 3.1 and 3.2

We denote by Γ^{cent} the proposed centralized scheduling and by Γ_c^* the *best* centralized scheduling that optimizes OP (2) in a limited-feedback D2D network. In this case, BS has the global statistical knowledge of the D2D CSI but has the instantaneous CSI of a subset of user (i.e. number of users in this subset is limited to the number of resources available for CSI reporting).

Lyapunov technique (see [9]) is applied for verifying proposition 3.2 that compares the time average of users' power consumption of the proposed centralized algorithm Γ^{cent} to that of the *best* centralized limited-feedback scheduling Γ_c^* . In order to solve the optimization problem (2), we proposed to introduce the following virtual queues (given by equation (3)).

$$Q_n(t+1) = (Q_n(t) - R_n(t))^+ + R_{th}$$

From queuing theory [22], it is known that strong stability of the queues means that the average arrival rate is less than the average departure rate. Using the above definition of the virtual queue given, we can establish the equivalence between the throughput constraint of the optimization problem and the strong stability of the system of virtual queues. It means that the goal is to minimize the energy consumption of the D2D network while guaranteeing the stability of the queues. The proof is based on Lyapunov optimization theory. We first define the Lyapunov function $L_Q(t)$ given by the following:

$$L_Q(t) := \frac{1}{2} \sum_{i=1}^N Q_i^2(t)$$

We denote by $\mathbf{Q}(t) = (Q_1(t), \dots, Q_N(t))$ the vector of the current virtual queue backlogs and by $\mathbf{H}(t) = [h_1, h_2, \dots, h_N]$ the vector of channel states. Applying the methodology in [9] gives that the drift-plus-penalty expression is upper bounded by the following:

$$\begin{aligned} \Delta(\mathbf{Q}(t)) &:= \Delta(L(t)) + V \sum_{i=1}^N \mathbb{E}[P_i(t) | \mathbf{Q}(t)] \\ &\leq C + \sum_{i=1}^N Q_i(t) R_{th} - \mathbb{E} \left[\sum_{i=1}^N Q_i(t) R_i(\Gamma^{cent}(t), \mathbf{H}(t)) | \mathbf{Q}(t) \right] \\ &\quad + V \mathbb{E} \left[\sum_{i=1}^N P_i(\Gamma^{cent}(t), \mathbf{H}(t)) | \mathbf{Q}(t) \right] \end{aligned} \quad (20)$$

where $\Gamma^{cent}(t)$ is the proposed centralized scheduling policy and C is a finite constant such that $\mathbb{E} \left[\sum_{i=1}^N \frac{R_{th}^2 + R_i^2(t)}{2} | \mathbf{Q}(t) \right] \leq C$.

At each time-slot t , the proposed algorithm computes, based on global statistical CSI, the subset Λ^* of users that will transmit its CSI feedback (given by equation (5)). Then, the scheduled user is the one that has the lowest value $v_i(t)$. Based on equation (5) of the chosen subset Λ^* , the proposed centralized algorithm $\Gamma(t)$ verifies the inequality (21) for any scheduling policy $\Gamma(t)$ including the optimal policy of (2) $\Gamma_c^*(t)$ when a centralized limited-feedback scenario is considered.

$$\begin{aligned} & \sum_{i=1}^N [VP_i(\Gamma^{cent}(t), \mathbf{H}(t)) - Q_i(t) R_i(\Gamma^{cent}(t), \mathbf{H}(t))] | \mathbf{Q}(t) \\ & \leq \sum_{i=1}^N [VP_i(\Gamma(t), \mathbf{H}(t)) - Q_i(t) R_i(\Gamma(t), \mathbf{H}(t))] | \mathbf{Q}(t) \end{aligned} \quad (21)$$

The optimal policy $\Gamma_c^*(t)$ verifies the OP (2) which implies that the corresponding throughput constraint is satisfied, thus this policy guarantees the stability of the virtual queues. Supposing that the arrival rate vector of these virtual queues is inferior to the stability region of the system of queue and $\epsilon > 0$, we have:

$$\mathbb{E}[R_i(\Gamma_c^*(t)) | \mathbf{Q}(t)] = \mathbb{E}[R_i(\Gamma_c^*(t))] \geq R_{th} + \epsilon$$

Same methodology as in [9] gives the following upper bound of the total average backlogs of the virtual queues:

$$\limsup_{T \rightarrow \infty} \frac{1}{T} \sum_{t=0}^{T-1} \sum_{i=1}^N \mathbb{E}[Q_i(t)] \leq \frac{C+B}{\epsilon} \quad (22)$$

with B a finite constant such that $\limsup_{T \rightarrow \infty} \frac{1}{T} \sum_{t=0}^{T-1} \sum_{i=1}^N \mathbb{E}[VP_i(\Gamma_c^*(t))] \leq B$. Thus, proposition 3.1 is verified and all the virtual queues in the system are strongly stable. Hence, when the arrival rate at the virtual queues is less than its average departure rate then the proposed centralized scheduling satisfies the throughput constraint in (2). Pursuing with the Lyapunov optimization of queuing networks leads to the proposition 3.2 as it follows:

$$\frac{1}{T} \sum_{t=0}^{T-1} \sum_{i=1}^N \mathbb{E}[P_i(\Gamma^{cent}(t))] \leq \frac{C}{V} + \frac{\mathbb{E}[L_{\mathbf{Q}}(0)]}{VT} + \frac{1}{T} \sum_{t=0}^{T-1} \sum_{i=1}^N \mathbb{E}[P_i(\Gamma_c^*(t))]$$

Therefore, the proposed centralized algorithm achieves the performance of the *best* solution of the limited-feedback problem (2) with a distance of $O\left(\frac{1}{V}\right)$ and a time average queue backlog of $O(V)$.

B Proof of proposition 4.1

We denote by Γ^{dist} the proposed distributed scheduling and by Γ_{id}^* the *ideal* scheduling policy that optimizes problem (2) while assuming the global knowledge of the instantaneous CSI of D2D links.

Lyapunov technique (see [9]) is applied for verifying proposition 4.1 that compares the time average of users' power consumption of the distributed algorithm Γ^{dist} to that of the *ideal* scheduling. In order to solve the optimization problem (2), we proposed to introduce the virtual queues given by (3).

From queuing theory [22], it is known that strong stability of the queues means that the average arrival rate is less than the average departure rate. Using the virtual queue defined by equation (3), we can establish the equivalence between the throughput constraint of the optimization problem and the strong stability of the system of virtual queues. It means that the goal is to minimize the energy consumption of the D2D network while guaranteeing the stability of the queues. The proof is based on Lyapunov optimization theory.

We first define the following Lyapunov function $L_{\mathbf{Q}}(t)$ is given by:

$$L_{\mathbf{Q}}(t) := \frac{1}{2} \sum_{i=1}^N Q_i^2(t)$$

We denote by $\mathbf{Q}(t) = (Q_1(t), \dots, Q_N(t))$ the vector of the current virtual queue backlogs and by $\mathbf{H}(t) = [h_1, h_2, \dots, h_N]$ the vector of channel states. Applying the methodology in [9] gives that the drift-plus-penalty expression is upper bounded by the following:

$$\begin{aligned} \Delta(\mathbf{Q}(t)) & := \Delta(L(t)) + V \sum_{i=1}^N \mathbb{E}[P_i(t) | \mathbf{Q}(t)] \\ & \leq C + \sum_{i=1}^N Q_i(t) R_{th} - \mathbb{E} \left[\sum_{i=1}^N Q_i(t) R_i(\Gamma^{dist}(t), \mathbf{H}(t)) | \mathbf{Q}(t) \right] \\ & \quad + V \mathbb{E} \left[\sum_{i=1}^N P_i(\Gamma^{dist}(t), \mathbf{H}(t)) | \mathbf{Q}(t) \right] \end{aligned} \quad (23)$$

where $\Gamma^{dist}(t)$ is the proposed distributed scheduling policy and C is a finite constant such that $\mathbb{E} \left[\sum_{i=1}^N \frac{R_{th}^2 + R_i^2(t)}{2} | \mathbf{Q}(t) \right] \leq C$.

In order to compare between the proposed distributed scheduling and the *ideal* one, we recall the respective procedure of these policies. For the *ideal* scheduling Γ_{id}^* , we suppose the global CSI knowledge of the D2D communications. Based on these D2D channel states, both the transmission power and the throughput of all the D2D links are recognized. Thus, the scheduled user corresponds to the one that optimizes problem (2) (i.e. the one that minimizes the consumption power under the throughput constraint).

For the proposed distributed scheduling, at each time-slot t , each D2D user i estimates its channel state and deduces its energy efficiency metric $v_i(t)$. Due to an existing mapping between the discrete values of the energy efficiency metric and the $K^{(2)}$ available resource elements for CSI feedback; each user i sends a simple CSI indicator on the RE that maps with its discrete value $\tilde{v}_i(t)$. Supposing a non collision scenario, the scheduled user corresponds to the one that transmits its CSI indicator on the RE with the lowest index (i.e. the user that has the lowest value of the energy efficiency metric $v_i(t)$). Thus, compared to any other scheduling policy $\Gamma(t)$, the proposed distributed scheduling verifies the following at each timeslot t :

$$\begin{aligned} & \sum_{i=1}^N [VP_i(\Gamma^{dist}(t), \mathbf{H}(t)) - Q_i(t) R_i(\Gamma^{dist}(t), \mathbf{H}(t))] | \mathbf{Q}(t) \\ & \leq \sum_{i=1}^N [VP_i(\Gamma(t), \mathbf{H}(t)) - Q_i(t) R_i(\Gamma(t), \mathbf{H}(t))] | \mathbf{Q}(t) \end{aligned}$$

The equation above is verified for any scheduling policy $\Gamma(t)$ including the *ideal* policy $\Gamma_{id}^*(t)$ where the network has the global CSI knowledge of D2D communications. Thus:

$$\begin{aligned} & \mathbb{E} \left[\sum_{i=1}^N [VP_i(\Gamma^{dist}(t), \mathbf{H}(t)) - Q_i(t) R_i(\Gamma^{dist}(t), \mathbf{H}(t))] | \mathbf{Q}(t) \right] \\ & \leq \mathbb{E} \left[\sum_{i=1}^N [VP_i(\Gamma_{id}^*(t), \mathbf{H}(t)) - Q_i(t) R_i(\Gamma_{id}^*(t), \mathbf{H}(t))] | \mathbf{Q}(t) \right] \end{aligned} \quad (24)$$

The *ideal* policy $\Gamma_{id}^*(t)$ verifies the OP (2) which implies that the corresponding throughput constraint is satisfied, thus this policy

guarantees the stability of the virtual queues. Supposing that the arrival rate vector of these virtual queues is interior to the stability region of the system of queue and $\epsilon > 0$, we have:

$$\mathbb{E} \left[R_i \left(\Gamma_{id}^* (t) \right) | Q(t) \right] = \mathbb{E} \left[R_i \left(\Gamma_{id}^* (t) \right) \right] \geq R_{th} + \epsilon$$

Same methodology as in [9] gives the following upper bound of the total average backlogs of the virtual queues:

$$\limsup_{T \rightarrow \infty} \frac{1}{T} \sum_{t=0}^{T-1} \sum_{i=1}^N \mathbb{E} [Q_i(t)] \leq \frac{C+B}{\epsilon} \quad (25)$$

with B a finite constant such that $\limsup_{T \rightarrow \infty} \frac{1}{T} \sum_{t=0}^{T-1} \sum_{i=1}^N \mathbb{E} \left[V P_i \left(\Gamma_{id}^* (t) \right) \right] \leq B$. Thus, all the virtual queues in the system are strongly stable. Hence, when the arrival rate at the virtual queues is less than its average departure rate then the distributed scheduling policy satisfies the throughput constraint in (2). Pursuing with the Lyapunov optimization of queuing networks leads to the proposition 4.1 as it follows:

$$\frac{1}{T} \sum_{t=0}^{T-1} \sum_{i=1}^N \mathbb{E} \left[P_i \left(\Gamma^{dist} (t) \right) \right] \leq \frac{C}{V} + \frac{\mathbb{E}[L_Q(0)]}{VT} + \frac{1}{T} \sum_{t=0}^{T-1} \sum_{i=1}^N \mathbb{E} \left[P_i \left(\Gamma_{id}^* (t) \right) \right]$$

Therefore, we propose an algorithm based on a distributed approach that benefits from the D2D local knowledge of their CSI values. When collision is bypassed, the proposed distributed algorithm achieves the performance of the *ideal* solution of (2) with a distance of $O\left(\frac{1}{V}\right)$ and a time average queue backlog of $O(V)$.

C Proof of proposition 5.1

Recall that $K^{(2)}$ REs are available for the transmission of the CSI indicators. A collision occurs at the level of the k^{th} RE when at least two users have the same quantized energy efficiency metric (i.e. $\tilde{v}_i = \tilde{v}_j = a_k$ with $i \neq j$ hence a collision occurs at the k^{th} element). Therefore, the probability of overall collision P_c corresponds to the probability that none of the D2D users in the network is scheduled (i.e. the CSI indicator's transmission of each D2D user collides with at least another one). Let's compute this probability of collision P_c assuming a single bit rate model ($M = 1$) with R and S the corresponding bit-rate and SNR threshold.

For each element $a_j \in \mathbb{S}_v$ (with $1 \leq j \leq K^{(2)}$), we define the following two events whose probabilities of occurrence are computed in the sequel:

- $A_{i,j}$: i^{th} D2D link has $\tilde{v}_i = a_j$
- $B_{i,j}$: i^{th} D2D link has $\tilde{v}_i \geq a_{\min\{j+1, K^{(2)}\}}$

A Rayleigh fading channel h_i with zero mean and unit variance is considered, hence the squared magnitude $|h_i|^2$ has an exponential distribution of parameter one. Therefore, we can deduce the probability of the two above events. For the simplification of coming expressions, we use the following notation:

$$c_{i,j} = -\frac{VSN_0}{(a_j + Q_i R) L_i}$$

(1) **The probability of $A_{i,j}$ (for $1 \leq j \leq K^{(2)}$)**

$$\begin{aligned} \mathbb{P}(A_{i,j}) &= \mathbb{P}(\tilde{v}_i = a_j) = \mathbb{P}(v_i \in]a_j, a_{j+1}]) \\ &= \mathbb{P}\left(a_j < \frac{VSN_0}{|h_i|^2 L_i} - Q_i R \leq a_{j+1}\right) \end{aligned}$$

$$\begin{aligned} &= 2 \left[\exp\left(-\frac{VSN_0}{(a_j + Q_i R) L_i}\right) - \exp\left(-\frac{VSN_0}{(a_{j+1} + Q_i R) L_i}\right) \right] \\ &= 2 \left[\exp(c_{i,j}) - \exp(c_{i,j+1}) \right] \end{aligned}$$

where $a_{K^{(2)}+1}$ is equal to $+\infty$.

(2) **The probability of $B_{i,j}$ (for $1 \leq j \leq K^{(2)} - 1$)**

$$\begin{aligned} \mathbb{P}(B_{i,j}) &= \mathbb{P}(\tilde{v}_i \geq a_{j+1}) \\ &= 1 - 2 \exp\left(-\frac{VSN_0}{(a_{j+1} + Q_i R) L_i}\right) \\ &= 1 - 2 \exp(c_{i,j+1}) \end{aligned}$$

$\bar{p}_c\{i,j\}$ denotes the probability that only the user i has its quantized value \tilde{v}_i equals to $a_j \in \mathbb{S}_v$ for $1 \leq j \leq K^{(2)}$ and is given by:

$$\begin{aligned} \bar{p}_c\{i,j\} &= \mathbb{P}(A_{i,j}) \prod_{k=1 \neq i}^N \mathbb{P}(\bar{A}_{k,j}) \\ &= 2 \left[\exp(c_{i,j-1}) - \exp(c_{i,j}) \right] \\ &\times \prod_{k=1 \neq i}^N \left[1 - 2 \exp(c_{k,j-1}) + 2 \exp(c_{k,j}) \right] \end{aligned}$$

The probability of collision P_c is deduced as it follows in order to prove the proposition 5.1:

$$P_c = \mathbb{P}\{\text{no scheduled D2D user}\} = 1 - \sum_{i=1}^N \mathbb{P}\{\text{D2D user } i \text{ scheduled}\}$$

$$\begin{aligned} &= 1 - \sum_{i=1}^N \sum_{j=1}^{K^{(2)}} \mathbb{P}\{\text{only the } i^{th} \text{ D2D user has } \tilde{v}_i = a_j\} \\ &\quad \times \mathbb{P}\{j = \text{lowest RE index without collision}\} \\ P_c &= 1 - \sum_{i=1}^N \sum_{j=1}^{K^{(2)}} \bar{p}_c\{i,j\} \prod_{k=1}^{j-1} \left(1 - \sum_{l=1 \neq i}^N \bar{p}_c\{l,k\} \right) \end{aligned}$$

D Proof of theorem 5.2

The proof is splitted into 4 steps. In **step 1**, we start by expressing the lower bounds of $\mathbb{P}(A_{i,j})$ and $\mathbb{P}(\bar{A}_{i,j})$. These bounds are used, in **step 2**, for computing the upper and the lower bounds of the probability $\bar{p}_c\{i,j\}$ (i.e. probability that only the D2D user i transmits its CSI indicator on RE j). Therefore, in **step 3**, we find the upper bound of the collision probability P_c . In **step 4**, we conclude the value of the Lyapunov constant V that reduces the collision probability P_c to ϵ .

Step 1. Verify that for all $\{i,j\}$:

$$\mathbb{P}(A_{i,j}) \geq \mathbb{P}(B_{i,K^{(2)}-1}) \quad \text{and} \quad \mathbb{P}(\bar{A}_{i,j}) \geq \mathbb{P}(B_{i,K^{(2)}-1})$$

For $1 \leq j \leq K^{(2)} - 1$, we have the two following expressions:

$$\mathbb{P}(A_{i,j}) = 2 \left[\exp\left(\frac{-VSN_0 L_i^{-1}}{a_j + Q_i R}\right) - \exp\left(\frac{-VSN_0 L_i^{-1}}{a_{j+1} + Q_i R}\right) \right]$$

$$\mathbb{P}(A_{i,K^{(2)}}) = \mathbb{P}(B_{i,K^{(2)}-1}) = \left[1 - 2 \exp\left(\frac{-VSN_0 L_i^{-1}}{a_{K^{(2)}} + Q_i R}\right) \right]$$

Then, $\mathbb{P}(A_{i,j}) \geq \mathbb{P}(B_{i,K^{(2)}-1})$ and $\mathbb{P}(B_{i,j}) \geq \mathbb{P}(B_{i,K^{(2)}-1})$ for all $0 \leq i \leq N$ and all $1 \leq j \leq K^{(2)}$. Based on the definition of $\mathbb{P}(A_{i,j})$ and $\mathbb{P}(B_{i,j})$ one can see that:

$$\begin{aligned} \mathbb{P}(A_{i,j}) &= \mathbb{P}(B_{i,j-1}) - \mathbb{P}(B_{i,j}) \Rightarrow \mathbb{P}(\bar{A}_{i,j}) = 1 - \mathbb{P}(B_{i,j-1}) + \mathbb{P}(B_{i,j}) \\ &\Rightarrow \mathbb{P}(\bar{A}_{i,j}) \geq \mathbb{P}(B_{i,j}) \geq \mathbb{P}(B_{i,K^{(2)}-1}) \end{aligned}$$

Step 2. Upper and lower bounds of $\bar{p}_c\{i,j\}$: Based on the lower bound of $\mathbb{P}(A_{i,j})$ and $\mathbb{P}(\bar{A}_{i,j})$ we deduce that:

$$\text{Lower bound: } \bar{p}_c\{i,j\} \geq \prod_{i=i}^N \mathbb{P}(B_{i,K^{(2)}})$$

$$\text{Upper bound: } \bar{p}_c\{i,j\} \leq \mathbb{P}(\bar{B}_{i+1 \bmod N, K^{(2)}})$$

Step 3. Upper bound of P_c : Based on the upper and lower bound of $\bar{p}_c\{i,j\}$, we deduce that:

$$\begin{aligned} P_c &= 1 - \sum_{i=1}^N \sum_{j=1}^{K^{(2)}} \bar{p}_c\{i,j\} \prod_{l=1}^{j-1} \left(1 - \sum_{l=1 \neq i}^N \bar{p}_c\{l,k\} \right) \\ P_c &\leq 1 - \left[\prod_{m=1}^N \mathbb{P}(B_{m,K^{(2)}-1}) \right] \\ &\quad \times \sum_{i=1}^N \sum_{j=1}^{K^{(2)}} \left[1 - \sum_{l=1 \neq i}^N \mathbb{P}(\bar{B}_{l+1 \bmod N, K^{(2)}-1}) \right]^j \\ P_c &\leq 1 - NK^{(2)} \prod_{m=1}^N \left[1 - 2 \exp\left(\frac{-VSN_0 L_m^{-1}}{a_{K^{(2)}} + Q_m R}\right) \right] \\ &\quad \times \left[1 - 2 \sum_{l=1}^N \exp\left(\frac{-VSN_0 L_l^{-1}}{a_{K^{(2)}} + Q_l R}\right) \right]^{K^{(2)}} \end{aligned}$$

In fact, for all $1 \leq i \leq N$, we can verify that:

$$\exp\left(\frac{-VSN_0 L_l^{-1}}{a_{K^{(2)}} + Q_l R}\right) \leq \exp\left(\frac{-VSN_0 L_{\min}^{-1}}{VP_{\max} + R_{th} R_{\text{simu}}}\right)$$

where L_{\min} is the path-loss over a D2D link with a peer distance equals to the minimum D2D peer distance (i.e. d_{\min}). Hence,

$$P_c \leq 1 - NK^{(2)} \left[1 - 2N \exp\left(\frac{-VSN_0 L_{\min}^{-1}}{VP_{\max} + R_{th} R_{\text{simu}}}\right) \right]^{N+K^{(2)}}$$

Step 4. Deduce $V(\epsilon)$: In order to bound the collision probability P_c by ϵ , the Lyapunov constant $V(\epsilon)$ should verify theorem 5.2.

REFERENCES

- [1] The 3rd Generation Partnership Project. 2009. Technical specification 3GPP TS 36.213: Evolved Universal Terrestrial Radio Access (E-UTRA); Physical layer procedures. (2009).
- [2] The 3rd Generation Partnership Project. 2014. Technical report 3GPP TR 36.843: Study on LTE Device-to-Device Proximity Services. (2014).
- [3] Adnan Aijaz, Mati Tshangini, Mohammad Nakhai, Xiaoli Chu, and Aghvami. 2014. Energy-Efficient Uplink Resource Allocation in LTE Networks With M2M/H2H Co-Existence Under Statistical QoS Guarantees. *Communications, IEEE Transactions on* 62 (07 2014), 2353–2365.
- [4] A. Asadi, Q. Wang, and V. Mancuso. 2014. A Survey on Device-to-Device Communication in Cellular Networks. *IEEE Communications Surveys Tutorials* 16, 4 (Fourthquarter 2014), 1801–1819. <https://doi.org/10.1109/COMST.2014.2319555>
- [5] Y. Bougurn, E. Hardouin, and F.X. Wolff. 2012. *LTE et les réseaux 4G*.
- [6] T. Chen, H. Kim, and Y. Yang. 2010. Energy efficiency metrics for green wireless communications. In *2010 International Conference on Wireless Communications Signal Processing (WCSP)*. 1–6. <https://doi.org/10.1109/WCSP.2010.5633634>
- [7] J. M. B. da Silva, G. Fodor, and T. F. Maciel. 2014. Performance analysis of network-assisted two-hop D2D communications. *IEEE Globecom Workshops (GC Wkshps)* (Dec 2014), 1050–1056. <https://doi.org/10.1109/GLOCOMW.2014.7063572>
- [8] D. Feng, L. Lu, Y. W. Yi, G. Y. Li, G. Feng, and S. Li. 2016. QoS-Aware Resource Allocation for Device-to-Device Communications With Channel Uncertainty. *IEEE Transactions on Vehicular Technology* 65, 8 (Aug 2016).
- [9] L. Georgiadis, M. J. Neely, and L. Tassiulas. 2006. *Resource allocation and cross-layer control in wireless networks*.
- [10] T. Han, R. Yin, Y. Xu, and G. Yu. 2012. Uplink channel reusing selection optimization for Device-to-Device communication underlying cellular networks. *2012 IEEE 23rd International Symposium on Personal, Indoor and Mobile Radio Communications - (PIMRC)* (Sept 2012), 559–564. <https://doi.org/10.1109/PIMRC.2012.6362848>
- [11] R. Ibrahim, M. Assaad, B. Sayrac, and A. Ephremides. 2017. Overlay D2D vs. Cellular communications: A stability region analysis. In *2017 International Symposium on Wireless Communication Systems (ISWCS)*. 378–383. <https://doi.org/10.1109/ISWCS.2017.8108144>
- [12] Qualcomm Incorporated. 2014. 3GPP contribution R1-142940: Discussion on ProSe provisioning parameter. (2014).
- [13] J. Jeon, K. Son, H. W. Lee, and S. Chong. 2010. Feedback Reduction for Multiuser OFDM Systems. *IEEE Transactions on Vehicular Technology* 59, 1 (Jan 2010), 160–169. <https://doi.org/10.1109/TVT.2009.2029860>
- [14] M. Jung, K. Hwang, and S. Choi. 2012. Joint Mode Selection and Power Allocation Scheme for Power-Efficient Device-to-Device (D2D) Communication. *Vehicular Technology Conference (VTC Spring), 2012 IEEE 75th* (May 2012), 1–5. <https://doi.org/10.1109/VETECS.2012.6240196>
- [15] H. Kim and Y. Han. 2007. An Opportunistic Channel Quality Feedback Scheme for Proportional Fair Scheduling. *IEEE Communications Letters* 11, 6 (June 2007), 501–503. <https://doi.org/10.1109/LCOMM.2007.0701006>
- [16] Y. Li, D. Jin, J. Yuan, and Z. Han. 2014. Coalitional Games for Resource Allocation in the Device-to-Device Uplink Underlying Cellular Networks. *IEEE Transactions on Wireless Communications* 13, 7 (July 2014), 3965–3977. <https://doi.org/10.1109/TWC.2014.2325552>
- [17] A. Liu, V. Lau, F. Zhuang, and J. Chen. 2015. Mixed Timescale Cross-Layer Optimization for Multi-Antenna D2D Networks. *2015 IEEE Global Communications Conference (GLOBECOM)* (Dec 2015), 1–6. <https://doi.org/10.1109/GLOCOM.2015.7417616>
- [18] J. Liu, N. Kato, J. Ma, and N. Kadowaki. 2015. Device-to-Device Communication in LTE-Advanced Networks: A Survey. *IEEE Communications Surveys Tutorials* 17, 4 (Fourthquarter 2015), 1923–1940. <https://doi.org/10.1109/COMST.2014.2375934>
- [19] D. J. Love, R. W. Heath, V. K. N. Lau, D. Gesbert, B. D. Rao, and M. Andrews. 2008. An overview of limited feedback in wireless communication systems. *IEEE Journal on Selected Areas in Communications* 26, 8 (October 2008), 1341–1365. <https://doi.org/10.1109/JSAC.2008.081002>
- [20] D. J. Love, R. W. Heath, W. Santipach, and M. L. Honig. 2004. What is the value of limited feedback for MIMO channels? *IEEE Communications Magazine* 42, 10 (Oct 2004), 54–59. <https://doi.org/10.1109/MCOM.2004.1341261>
- [21] S. Maghsudi and S. StaÅdzak. 2016. Hybrid Centralized and Distributed Resource Allocation for Device-to-Device Communication Underlying Cellular Networks. *IEEE Transactions on Vehicular Technology* 65, 4 (April 2016), 2481–2495. <https://doi.org/10.1109/TVT.2015.2423691>
- [22] Michael J Neely. 2010. *Stochastic network optimization with application to communication and queueing systems*. Vol. 3. Morgan & Claypool Publishers.
- [23] J. Singh, Zhouyue Pi, and Hoang Nguyen. 2013. Low-complexity optimal CSI feedback in LTE. *IEEE 10th Consumer Communications and Networking Conference (CCNC)* (Jan 2013), 472–478. <https://doi.org/10.1109/CCNC.2013.6488486>
- [24] Leonidas Sivrdis and Jianhuan He. 2013. A Strategy to Reduce the Signaling Requirements of CQI Feedback Schemes. *Wireless Personal Communications* 70, 1 (01 May 2013), 85–98. <https://doi.org/10.1007/s11277-012-0680-9>
- [25] Lin Su, Yusheng Ji, Ping Wang, and Fuqing Liu. 2013. Resource allocation using particle swarm optimization for D2D communication underlay of cellular networks. *IEEE Wireless Communications and Networking Conference (WCNC)* (April 2013), 129–133. <https://doi.org/10.1109/WCNC.2013.6554551>
- [26] H. Tang and Z. Ding. 2016. Monotonic optimization for power control of D2D underlay with partial CSI. *2016 IEEE International Conference on Communications (ICC)* (May 2016), 1–6. <https://doi.org/10.1109/ICC.2016.7511619>
- [27] C. Vitale, V. Mancuso, and G. Rizzo. 2015. Modelling D2D communications in cellular access networks via Coupled Processors. *7th International Conference on Communication Systems and Networks (COMSNETS)*, 1–8. <https://doi.org/10.1109/COMSNETS.2015.7098687>
- [28] F. Wang, C. Xu, L. Song, and Z. Han. 2015. Energy-Efficient Resource Allocation for Device-to-Device Underlay Communication. *IEEE Transactions on Wireless*

- Communications* 14, 4 (April 2015). <https://doi.org/10.1109/TWC.2014.2379653>
- [29] Xiao Xiao, Xiaoming Tao, and Jianhua Lu. 2011. A QoS-Aware Power Optimization Scheme in OFDMA Systems with Integrated Device-to-Device (D2D) Communications. *IEEE Vehicular Technology Conference (VTC) Fall*, (09 2011).
- [30] C. Xu, L. Song, Z. Han, Q. Zhao, X. Wang, X. Cheng, and B. Jiao. 2013. Efficiency Resource Allocation for Device-to-Device Underlay Communication Systems: A Reverse Iterative Combinatorial Auction Based Approach. *IEEE Journal on Selected Areas in Communications* 31, 9 (September 2013), 348–358. <https://doi.org/10.1109/JSAC.2013.SUP.0513031>
- [31] Q. Ye, M. Al-Shalash, C. Caramanis, and J. G. Andrews. 2014. Resource Optimization in Device-to-Device Cellular Systems Using Time-Frequency Hopping. *IEEE Transactions on Wireless Communications* 13, 10 (Oct 2014), 5467–5480. <https://doi.org/10.1109/TWC.2014.2340879>
- [32] Q. Ye, M. Al-Shalash, C. Caramanis, and J. G. Andrews. 2015. Distributed Resource Allocation in Device-to-Device Enhanced Cellular Networks. *IEEE Transactions on Communications* 63, 2 (Feb 2015). <https://doi.org/10.1109/TCOMM.2014.2386874>
- [33] Rui Yin, Caijun Zhong, Guanding Yu, Zhaoyang Zhang, Kat Wong, and Xiaoming Chen. 2015. Joint Spectrum and Power Allocation for D2D Communications Underlying Cellular Networks. *IEEE Transactions on Vehicular Technology* (2015).
- [34] G. Yu, L. Xu, D. Feng, R. Yin, G. Y. Li, and Y. Jiang. 2014. Joint Mode Selection and Resource Allocation for Device-to-Device Communications. *IEEE Transactions on Communications* 62, 11 (Nov 2014), 3814–3824. <https://doi.org/10.1109/TCOMM.2014.2363092>
- [35] Rongqing Zhang, Xiang Cheng, Liuqing Yang, and Bingli Jiao. 2013. Interference-aware graph based resource sharing for device-to-device communications underlying cellular networks. *2013 IEEE Wireless Communications and Networking Conference (WCNC)*, 140–145. <https://doi.org/10.1109/WCNC.2013.6554553>
- [36] M. Zulhasnine, C. Huang, and A. Srinivasan. 2010. Efficient resource allocation for device-to-device communication underlying LTE network. *IEEE 6th International Conference on Wireless and Mobile Computing, Networking and Communications* (Oct 2010), 368–375. <https://doi.org/10.1109/WIMOB.2010.5645039>

This figure "scenario.png" is available in "png" format from:

<http://arxiv.org/ps/1806.02081v1>