
EIGEN: Ecologically-Inspired GENetic Approach for Neural Network Structure Searching

Jian Ren
Rutgers University

Zhe Li
The University of Iowa

Jianchao Yang
Toutiao AI Lab

Ning Xu
Snap Research

Tianbao Yang
The University of Iowa

David J. Foran
Rutgers University

Abstract

Designing the structure of neural networks is considered one of the most challenging tasks in deep learning. Recently, a few approaches have been proposed to automatically search for the optimal structure of neural networks, however, they suffer from either prohibitive computation cost (e.g., 256 Hours on 250 GPU in [1]) or unsatisfactory performance compared to those of hand-crafted neural networks. In this paper, we propose an Ecologically-Inspired GENetic approach for neural network structure search (EIGEN), that includes succession, mimicry and gene duplication. Specifically, we first use primary succession to rapidly evolve a community of poor initialized neural network structures into a more diverse community, followed by a secondary succession stage for fine-grained searching based on the networks from the primary succession. Extinction is applied in both stages to reduce computational cost. Mimicry is employed during the entire evolution process to help the inferior networks imitate the behavior of a superior network and gene duplication is utilized to duplicate the learned blocks of novel structures, both of which help to find the better network structures. Extensive experimental results show that our proposed approach can achieve the similar or better performance compared to the existing genetic approaches with dramatically reduced computation cost. For example, the network discovered by our approach on CIFAR-100 dataset achieves 78.1% test accuracy under 120 GPU hours, compared to 77.0% test accuracy in more than 65, 536 GPU hours in [1].

1 Introduction

Deep Convolutional Neural Networks (CNN) have achieved tremendous success among many computer vision tasks [2–4]. However, a hand-crafted network structure tailored to one task may perform poorly on another task. Therefore, it usually requires extensive amount of human efforts to design an appropriate network structure for a certain task.

Recently, there are emerging research works [1, 5–9] on automatically searching neural network structures for the image recognition tasks. In this paper, we focus on optimizing the evolution-based algorithms [5, 10–12] for network structures searching as the existing works suffer from either one of the following issues: prohibitive computational cost or unsatisfied performance compared with hand-crafted network structures. In [1], it costs more than 256 hours on 250 GPU for searching neural network structures, which can not be affordable by general users. In [5], the final learned network structure by their genetic approach achieves about 77% test accuracy on CIFAR-10, even though better performance as 92.9% could be obtained after fine-tuning certain parameters and modifying some structures on the discovered network. In [13], they firstly aim to achieve the better performance with the reduced computational cost by the proposed aggressive selection strategy in genetic approach

and more mutations operation to increase diversity which is decreased by the proposed selection strategy. In their work, they reduce computational cost dramatically from more than 65,356 GPU hours (GPUH) to few hundreds GPUH. However, their approach still suffers performance sacrifice, for example, 90.5% test accuracy compared to 94.6% test accuracy from [1] on CIFAR-10 dataset.

Along this research line, in this paper, we study the genetic approach to achieve the better test performance compared to [1] or competitive performance to hand-crafted network structures [14] under limited computation cost [13] and without the pre-designed architectures introduced by human [11]. Inspired from primary, secondary succession from ecological system [15], we enforce a poor initialized community of neural network structures to rapidly evolve to a community containing network structures with dramatically improved performance. After the first stage of primary succession, we perform the fine-grained search for better networks in a community during the secondary succession stage. During the evolution process, we explore the mimicry [16] to help the inferior networks learn the behavior from superior networks to obtain the better performance. In addition, we also introduce the gene duplication to further utilize the novel block of layers that appeared in the discovered network structure.

The contribution of this paper can be summarized in three-fold:

- We incorporate primary and secondary succession from ecological system into our genetic framework to search optimal network structures under the limited computation cost.
- We explore the mimicry to help search the better networks during the evolution as well as the gene duplication to utilize the discovered beneficial structures.
- Extensive experimental results show that the obtained neural network structures achieve the better performance compared with existing genetic approaches and competitive performance with the hand-crafted network structures. On the other side, the computation cost required by our approach is dramatically reduced compared with other genetic approaches.

2 Related Work

In this section, we briefly review some related works on **genetic-based approaches** for searching optimal neural network structures.

Recently, there emerges a few studies [1, 5] targeting on this challenging task. Since in this paper we focus on achieving better performance with limited computational cost through a genetic approach, we will highlight the differences between our work with several existing studies in the following from two aspects: reducing computation cost and improving performance.

In [1], the authors encode each individual network structure as a graph into DNA and define several different mutation operations such as IDENTITY and RESET-WEIGHTS to apply to each *parent* network to generate *children* networks. The essential part of this genetic approach is that they utilize a large amount of computation cost to search the optimal neural network structures in the giant searching space. Specifically, the entire searching procedure costs more than 256 hours with 250 GPUs to achieve 94.6% test accuracy from the learned network structure on CIFAR-10 dataset, which is not affordable by general users.

Due to prohibitive computation cost, in [5] the authors impose restriction on the neural network searching space. In their work, they only learn one block of network structure and stack the learned block by certain times in a designed routine to obtain the best network structure. Through this mechanism, the computation cost is reduced to several hundreds GPU hours, however, the test performance of the obtained network structure is not satisfactory, for example, the found network achieves 77% test accuracy on CIFAR-10, even though fine-tuning parameters and modifying certain structures on the learned network structure could lead to the test accuracy as 92.9%.

In [13], they aim to achieve better performance from the automatically learned network structure with limited computation cost in the course of evolution, which is not brought up previously. Different from restricting the search space to reduce computational cost [5, 17], they propose the aggressive selection strategy to eliminate the weak neural network structures in the early stage. However, this aggressive selection strategy may decrease the diversity which is the nature of genetic approach to improve performance. In order to remedy this issue, they define more mutation operations such as `add_fully_connected` or `add_pooling`. Finally, they reduce computation cost dramatically to 72

GPUH on CIFAR-10. However, there is still performance loss in their approach. For example, on CIFAR-10 dataset, the test accuracy of the found network is about 4% lower than [1].

At the end of this section, we highlight that our work is in the line of [13]. Inspired from ecological concepts, we propose the Ecologically-Inspired GENetic approach (**EIGEN**) for neural network structure search by evolving the networks through rapid succession, and explore the mimicry and gene duplication along the evolution.

3 Approach

Our genetic approach for searching the optimal neural network structures follows the standard procedures: i) initialize population in the first generation with simple network structures; ii) evaluate the *fitness* score of each neural network structure (fitness score is the measurement defined by users for their purpose such as validation accuracy, number of parameters in network structure, number of FLOP in inference stage, and so on); iii) apply a selection strategy to decide the survived network structures based on the fitness scores; iv) apply mutation operations on the survived *parent* network structures to create the *children* networks for next generation. The last three steps are repeated until the convergence of the fitness score. Note that in our genetic approach, the *individual* is denoted by an acyclic graph with each node representing a certain layer such as *convolution*, *pooling* and *concatenation* layer. A *children* network can be generated from a *parent* network through a mutation procedure. A *population* includes a fixed number of networks in each generation, which is set as 10 in our experiments. For details of using genetic approach to search neural network structures, we refer the readers to [13]. In the following, we discuss our approach which applies the ecological concepts of succession, extinction, mimicry and gene duplication to the genetic approach for an accelerated search of neural network structures.

3.1 Evolution under Rapid Succession

Our inspiration comes from the fact that in an ecological system, the community is dominated by diversified fast-growing individuals during the primary succession, while in the secondary succession, the community is dominated by more competitive individuals [15]. Therefore, we treat all the networks during each generation of the evolution process as a *community* and treat the individual networks in each generation as a population, instead of focusing on evolving a single network [1].

With this treatment, we propose a two-stage *rapid succession* for accelerated evolution, analogous to the ecological succession. The proposed rapid succession includes a primary succession, where it starts with a community consists of a group of poorly initialized individuals which only contains one global pooling layer, and a secondary succession which starts after the primary succession. In the primary succession, a large search space is explored to allow the community grow at a fast speed, and a relatively small search space is used in the secondary succession for fine-grained search.

To depict the exploration space at each generation, we define *mutation step-size* m as the maximum mutation iterations between the parent and children. The actual mutation step for each child is uniformly chosen from $[1, m]$. In the primary succession, in order to have diversified fast-growing individuals, a large mutation step-size is used in each generation so the mutated children could be significantly different from each other and from their parent. Since we only go through the training procedure after finishing the entire mutation steps, the computation cost for each generation will not increase with the larger step-size. In the secondary succession, we adopt a relative small mutation step-size to perform a fine-grained search for network structures.

Each mutation step is randomly selected from the nine following operations including:

- **INSERT-CONVOLUTION:** A convolutional layer is randomly inserted into the network. The inserted convolutional layer has a default setting with kernel size as 3×3 , number of channels as 32, and stride as 1. The convolutional layer is followed by batch normalization [18] and Rectified Linear Units [2].
- **INSERT-CONCATENATION:** A concatenation layer is randomly inserted into the network where two bottom layers share the same size of feature maps.
- **INSERT-POOLING:** A pooling layer is randomly inserted into the network with kernel size as 2×2 and stride as 2.

Algorithm 1 Algorithm for Extinction

```
1: Input:  $T_1, T_2, v_{0,T_1}, v_{0,T_2}, p, q$ 
2: for  $g = 1 \dots G$  do
3:   Obtain  $\mathcal{F}_{g,T_1} = \{f_{g,i,T_1}, i = 1, \dots, n\}, n = 10$  by training all individuals for  $T_1$  iterations
4:   Update  $v_{g,T_1}$  based on Eq. 1
5:   Extinguish the individuals with fitness value less than  $v_{g,T_1}$ 
6:   Obtain  $\mathcal{F}_{g,T_2} = \{f_{g,i,T_2}, i = 1, \dots, \hat{n}\}$  by training the remain individuals for  $T_2$  iterations
7:   Update  $v_{g,T_2}$  based on Eq. 2
8:   Extinguish the individuals with fitness value less than  $v_{g,T_2}$ 
9:   Train the remain individuals for  $T_3$  iterations and select the best one as parent
10: end for
```

- REMOVE-CONVOLUTION, REMOVE-CONCATENATION, REMOVE-POOLING: The three operations randomly remove a convolutional layer, a concatenation layer and a pooling layer, respectively.
- ALTER-NUMBER-OF-CHANNELS, ALTER-STRIDE, ALTER-FILTER-SIZE: The three operations modify the hyper-parameters in the convolutional layer. The number of channels is randomly selected from a list of $\{16, 32, 48, 64, 96\}$; the stride is randomly selected from a list of $\{1, 2\}$; and the filter size is randomly selected from $\{1 \times 1, 3 \times 3\}$.

During the succession, we employ the idea from previous work [13] that only the best individual in the previous generation will survive. However, instead of evaluating the population in each generation after all the training iterations, it is more efficient to extinguish the individuals that may possibly fail at early iterations, especially during the primary succession where the diversity in the population leads to various performances. Based on the assumption that a better network should have better fitness score at earlier training stages, we design our extinction algorithm as follows.

To facilitate the presentation, we denote n as the number of population in each generation, T_1 and T_2 as the landmark iterations, f_{g,i,T_1} and f_{g,i,T_2} as fitness score (validation accuracy used in our work) of the i^{th} network in the g^{th} generation after training T_1 and T_2 iteration, v_{g,T_1} and v_{g,T_2} as threshold to eliminate the weak networks at T_1 and T_2 iterations in the g^{th} generation. In the g^{th} generation, we have fitness scores for all networks $\mathcal{F}_{g,T_1} = \{f_{g,i,T_1}, i = 1, \dots, n\}$ and $\mathcal{F}_{g,T_2} = \{f_{g,i,T_2}, i = 1, \dots, \hat{n}\}$ after training T_1 and T_2 iterations, respectively. Note that \hat{n} can be less than n since the weak networks are eliminated after T_1 iterations. The thresholds v_{g,T_1} and v_{g,T_2} are updated at g^{th} iteration as

$$v_{g,T_1} = \max\left(S(\mathcal{F}_{g,T_1})_p, v_{g-1,T_1}\right) \quad (1)$$

and

$$v_{g,T_2} = \max\left(S(\mathcal{F}_{g,T_2})_q, v_{g-1,T_2}\right) \quad (2)$$

where $S(\cdot)$ is a sorting operator in decreasing order on a list of values and the subscribes p and q represents p^{th} and q^{th} value after the sorting operation, p and q are the hyper-parameters.

For each generation, we perform the following steps until the convergence of the fitness: (i) train the population for T_1 iterations, extinguish the individuals with fitness less than v_{g,T_1} ; (ii) train the remaining population for T_2 iterations, and distinguish the population with fitness less than v_{g,T_2} ; (iii) the survived individuals are further trained till convergence and the best one is chosen as the parent for next generation. The details for the extinction algorithm are described in Algorithm 1.

3.2 Mimicry

In biology evolution, mimicry is a phenomenon that the inferior species learn behaviours from the superior species. For example, moth caterpillars learn to imitate body movements of a snake so that they could scare off predators that are usually prey items for snakes [16]. The analogy with mimicry signifies that we could force inferior networks adopt (learn) the behaviors, such as statistics of feature maps [19, 20] or logits [21, 22], from superior networks in designing neural network structure during the evolution.

In our approach, we force the inferior networks to learn the behavior of the superior network by generating similar distribution of logits in the evolution procedure. Since learning the distribution of logits from the superior network gives more freedom for inferior network structure, compared to learning statistics of feature maps. This is in fact the knowledge distillation proposed in [21]. More specifically, for the given training image \mathbf{x} with one-hot class label \mathbf{y} , we define \mathbf{t} as the logits predicted from the pre-trained superior network, and \mathbf{s} as the logits predicted by the inferior network. We use the following defined \mathcal{L}_K as the loss function to encode the prediction discrepancy between inferior and superior networks as well as the difference between inferior networks prediction and ground truth annotations during the evolution:

$$\mathcal{L}_K = (1 - \alpha)\mathcal{L}_C(\mathbf{y}, \mathcal{H}(\mathbf{s})) + \alpha T^2 \mathcal{L}_C\left(\mathcal{H}\left(\frac{\mathbf{s}}{T}\right), \mathcal{H}\left(\frac{\mathbf{t}}{T}\right)\right) \quad (3)$$

where $\mathcal{H}(\cdot)$ is the *softmax* function, \mathcal{L}_C is the cross-entropy of two input probability vectors such that $\mathcal{L}_C(\mathbf{y}, \mathcal{H}(\mathbf{s})) = -\sum_k \mathbf{y}_k \log \mathcal{H}(\mathbf{s}_k)$, α is the ratio controlling two loss terms and T is a hyper-parameter. We adopt the terms from knowledge distillation [21] where student network and teacher network represent the inferior network and superior network, respectively. We fix T as a constant.

3.3 Gene Duplication

During the primary succession, the rapid changing of network architectures leads to the novel beneficial structures decoded in DNA [1] that are not shown in the previous hand-designed networks. To further leverage the automatic discovered structures, we propose an additional mutation operation named *duplication* to simulate the process of gene duplication since it has been proved as an important mechanism for obtaining new genes and could lead to evolutionary innovation [23]. In our implementation, we treat the encoded DNA as a combination of blocks where each block includes the layers with the same size of feature maps. As shown in Figure 1, the optimal structure discovered from the rapid succession could mutate into different networks by combining the blocks in several ways through the duplication. We duplicate the entire block instead of single layer because the block contains the beneficial structures discovered automatically while simple layer copying is already an operation in the succession.

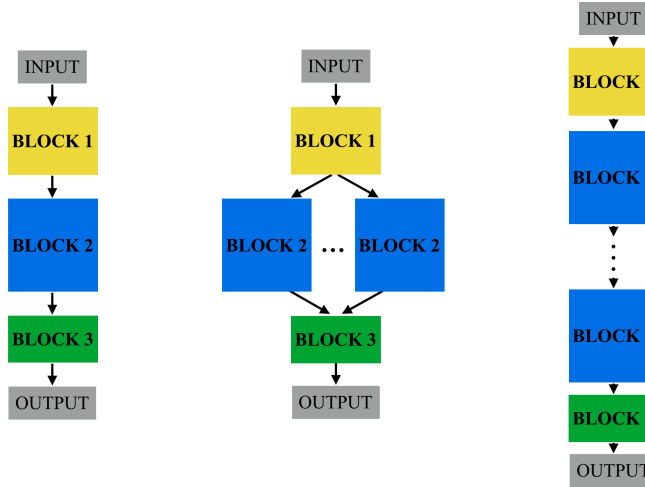


Figure 1: Example of duplication. The image on the left shows the structure discovered after the rapid succession, where each block includes a number of layers with the same size of feature maps. The image in the middle and right are two examples of the duplication that the Block 2 undergoes different combination to create new architectures.

4 Experimental Results and Analysis

In this section, we report the experimental results of using EIGEN for structure search of neural networks. We firstly describe the experiment setup including datasets preprocessing and training

strategy in Subsection 4.1 and show the results. Following that, we analyze the experimental results of rapid succession and mimicry in Subsection 4.2.

4.1 Experiment Setup and Results

Datasets. The experiments are conducted on two benchmark datasets including CIFAR-10 [24] and CIFAR-100 [24]. The CIFAR-10 dataset contains 10 classes with 50,000 training images and 10,000 test images. The images have the size of 32×32 . The data augmentation is applied by a Global Contrast Normalization (GCN) and ZCA whitening [25]. The CIFAR-100 dataset is similar to CIFAR-10 except it includes 100 classes.

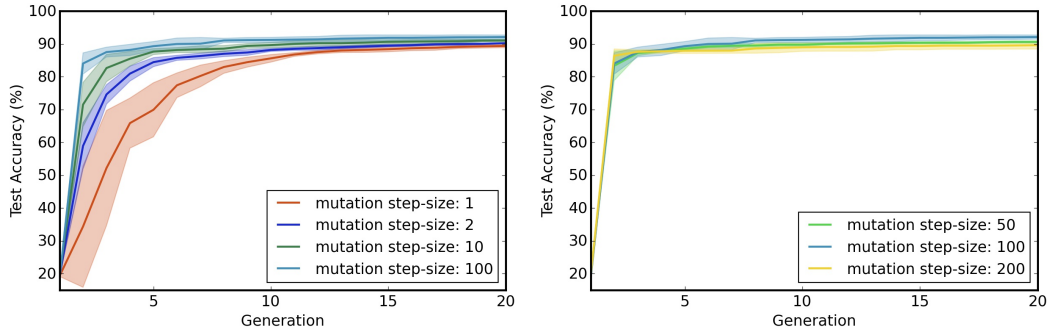
Training Strategy and Details. During the training process, we use mini-batch Stochastic Gradient Descent (SGD) to train each individual network with the batch size as 128, momentum as 0.9, and weight-decay as 0.0005. Each network is trained for a maximum of 25,000 iterations. The initial learning rate is 0.1 and is set as 0.01 and 0.001 at 15,000 iterations and 20,000 iterations, respectively. The parameters in Algorithm 1 are set to $T_1 = 5,000$, $T_2 = 15,000$, $T_3 = 5,000$, $p = 5$, and $q = 2$. For the mimicry, we set T to 5 and α to 0.9 in Eq. 3. The teacher network is an ensemble of four Wide-DenseNet ($k = 60, l = 40$) [26]. The fitness score is validation accuracy from validation set. The primary succession ends when the fitness score saturates and then the secondary succession starts. The entire evolution procedure is terminated until the fitness score converges. Training is conducted with *TensorFlow* [27].

We directly adopt the hyper-parameters developed on CIFAR-10 dataset to CIFAR-100 dataset. The experiments are run on a machine that has one Intel Xeon E5-2680 v4 2.40GHz CPU and one Nvidia Tesla P100 GPU.

Model	PARAMS.	C10+	C100+	Comp Cost
MAXOUT [25]	-	90.7%	61.4%	-
Network In Network [28]	-	91.2%	64.3%	-
ALL-CNN [29]	1.3 M	92.8%	66.3%	-
DEEPLY SUPERVISED [30]	-	92.0%	65.4%	-
HIGHWAY [31]	2.3 M	92.3%	67.6%	-
RESNET [14]	1.7 M	93.4%	72.8%	-
DENSENET ($k = 40, l = 100$) [26]	25.6 M	96.5%	82.8%	-
Teacher Network	17.2 M	96.0%	82.0%	-
EDEN [17]	0.2 M	74.5%	-	-
Genetic CNN [5]	-	92.9%	71.0%	408 GPUH
LS-Evolution [1]	5.4 M	94.6%	-	65,536 GPUH
LS-Evolution [1]	40.4 M	-	77.0%	> 65,536 GPUH
AG-Evolution [13]	-	90.5%	-	72 GPUH
AG-Evolution [13]	-	-	66.9%	136 GPUH
EIGEN	2.6 M	94.6%	-	48 GPUH
EIGEN	11.8 M	-	78.1%	120 GPUH

Table 1: Comparison with hand-designed architectures and automatically discovered architectures using genetic algorithms. The C10+ and C100+ columns indicate the test accuracy achieved on data-augmented CIFAR-10 and CIFAR-100 datasets, respectively. The PARAMS. column indicates the number of parameters in the discovered network.

Comparison Results. The experimental results shown in Table 1 justify the proposed approach are competitive with hand designed networks. Compared with the evolution-based algorithms, we can achieve the best results with the minimum computational cost. For example, we obtain similar results on the two benchmark datasets compared to [1], but our approach is 1,000 times faster. Also, the number of parameters of the networks found by our approach on the two datasets are more than two times smaller than LS-Evolution [1]. More details for the network architectures are reported in the supplementary materials.



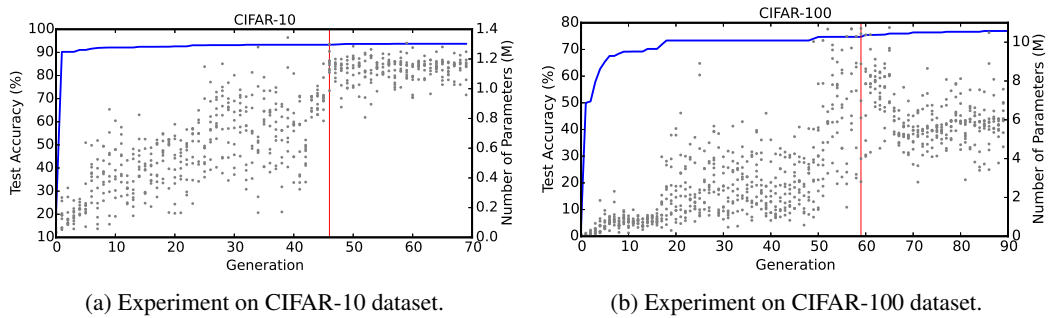
(a) Primary succession using the mutation step-size as 1, 2, 10 and 100. (b) Primary succession using the mutation step-size as 50, 100 and 200.

Figure 2: The effect of different mutation step-size for the primary succession on CIFAR-10. The solid lines show the average test accuracy over five experiments of the individuals with the highest accuracy in each generation. The shaded area around each line has a width of standard deviation $\pm\sigma$. In general, the larger mutation step-size, the faster the convergence of fitness score.

4.2 Analysis

Effect of Primary Succession. We show the results on different mutation step-size for the primary succession in Figure 2. The solid lines show average test accuracy of the best networks among five experiments and the shaded area represents the standard deviation σ in each generation among five experiments. Larger mutation step-size, such as 100, leads to the faster convergence of fitness score compared with the smaller mutation step-size, as shown in Figure 2a. However, no further improvement is observed by using too large mutation step-size, such as 200, as shown in Figure 2b.

Effect of Secondary Succession. We further analyze the effect of the secondary succession during the evolution process. After the primary succession, we utilize the secondary succession to search the networks with a smaller searching space. We adopt small mutation step-size for the purpose of fine-grained searching based on the survived network from previous generation. Figure 3 shows the example evolution on CIFAR-10 and CIFAR-100 during the rapid succession. We use mutation step-size 100 and 10 for primary succession and secondary succession, respectively. The blue line in the plots shows performance of the best individual in each generation. The gray dots show the number of parameters for the population in each generation, and the red line indicates where the primary succession ends. The accuracy on the two datasets for the secondary succession shown in Table 2 demonstrates that small mutation step-size is helpful for searching better architectures in the rapid succession.



(a) Experiment on CIFAR-10 dataset.

(b) Experiment on CIFAR-100 dataset.

Figure 3: The progress of rapid succession on CIFAR-10 (a) and CIFAR-100 (b). The blue line is the test performance of the best individual in each generation. The gray dots show the number of parameters of the individuals in each generation. The red line denotes the generation where primary succession ends.

Succession	C10+	C100+
Primary Succession	93.3%	74.7%
Secondary Succession	93.7%	76.9%

Table 2: The results of secondary succession during the evolution. After the primary succession, the smaller mutation step-size is adopted to search the better network architectures. The accuracy on both CIFAR-10 and CIFAR-100 are improved.

Method	C10+	C100+
EIGEN w/o mimicry and duplication	92.4%	74.8%
EIGEN w/o duplication	93.7%	76.9%

Table 3: Analysis of mimicry during the rapid succession.

Analysis on Mimicry. In order to analyze the effect of mimicry, we consider the situation where only primary and secondary succession are applied during the evolution. Both the duplication and mimicry are disabled. We denote the method as **EIGEN w/o mimicry and duplication**. We compare **EIGEN w/o mimicry and duplication** with the approach where mimicry is enabled and denote it as **EIGEN w/o duplication**. The comparison between **EIGEN w/o mimicry and duplication** and **EIGEN w/o duplication** in Table 3 proves the effectiveness of the mimicry during the rapid succession.

Effect of Gene Duplication. After the rapid succession, the duplication operation is applied to leverage the automatically discovered structures. To analyze the effect of gene duplication, we denote the approach without duplication as **EIGEN w/o duplication** and show the results on CIFAR-10 and CIFAR-100 in Table 4. Although more parameters are induced in the networks by duplication, the beneficial structures contained in the block can actually contribute to the network performance through duplication.

Method	C10+ (PARAMS.)	C100+ (PARAMS.)
EIGEN w/o duplication	93.7% (1.2 M)	76.9% (6.1 M)
EIGEN	94.6% (2.6 M)	78.1% (11.8 M)

Table 4: Analysis of the gene duplication operation on CIFAR-10 and CIFAR-100. The performance on the two datasets is improved with more parameters on the networks discovered from gene duplication.

Furthermore, we analyze the effect of mimicry on the network after the gene duplication. We denote the best network found by our approach as **EIGEN network**. By utilizing the mimicry to train the network from scratch, which is **EIGEN network w mimicry**, the networks obtain the improvement as 1.3% and 4.2% on CIFAR-10 and CIFAR-100, respectively, compared with the network trained from scratch without mimicry, which is **EIGEN network w/o mimicry**.

Method	C10+	C100+
EIGEN network w/o mimicry	93.3%	73.9%
EIGEN network w mimicry	94.6%	78.1%

Table 5: Analysis of mimicry after the gene duplication.

5 Conclusion

In this paper, we propose EIGEN for searching neural network architectures automatically with the rapid succession, mimicry and gene duplication. The rapid succession and mimicry could evolve the community of networks into an optimal status under the limited computational resources. With the help of gene duplication, the performance of the found network could be boosted without sacrificing any computational cost. The experimental results show the proposed approach can achieve competitive results on CIFAR-10 and CIFAR-100 under dramatically reduced computational cost compared with other genetic-based algorithms. The future work includes more exploration to improve the efficiency in the searching space.

References

- [1] Esteban Real, Sherry Moore, Andrew Selle, Saurabh Saxena, Yutaka Leon Suematsu, Quoc Le, and Alex Kurakin. Large-scale evolution of image classifiers. *arXiv preprint arXiv:1703.01041*, 2017.
- [2] Alex Krizhevsky, Ilya Sutskever, and Geoffrey E Hinton. Imagenet classification with deep convolutional neural networks. In *Advances in neural information processing systems*, pages 1097–1105, 2012.
- [3] Ross Girshick. Fast r-cnn. *arXiv preprint arXiv:1504.08083*, 2015.
- [4] Karen Simonyan and Andrew Zisserman. Very deep convolutional networks for large-scale image recognition. *arXiv preprint arXiv:1409.1556*, 2014.
- [5] Lingxi Xie and Alan Yuille. Genetic cnn. *arXiv preprint arXiv:1703.01513*, 2017.
- [6] Barret Zoph and Quoc V Le. Neural architecture search with reinforcement learning. *arXiv preprint arXiv:1611.01578*, 2016.
- [7] Barret Zoph, Vijay Vasudevan, Jonathon Shlens, and Quoc V Le. Learning transferable architectures for scalable image recognition. *arXiv preprint arXiv:1707.07012*, 2017.
- [8] Zhao Zhong, Junjie Yan, and Cheng-Lin Liu. Practical network blocks design with q-learning. *arXiv preprint arXiv:1708.05552*, 2017.
- [9] Bowen Baker, Otthrist Gupta, Nikhil Naik, and Ramesh Raskar. Designing neural network architectures using reinforcement learning. *arXiv preprint arXiv:1611.02167*, 2016.
- [10] Risto Miikkulainen, Jason Liang, Elliot Meyerson, Aditya Rawal, Dan Fink, Olivier Francon, Bala Raju, Hormoz Shahrzad, Arshak Navruzyan, Nigel Duffy, et al. Evolving deep neural networks. *arXiv preprint arXiv:1703.00548*, 2017.
- [11] Hanxiao Liu, Karen Simonyan, Oriol Vinyals, Chrisantha Fernando, and Koray Kavukcuoglu. Hierarchical representations for efficient architecture search. *arXiv preprint arXiv:1711.00436*, 2017.
- [12] Kenneth O Stanley and Risto Miikkulainen. Evolving neural networks through augmenting topologies. *Evolutionary computation*, 10(2):99–127, 2002.
- [13] Zhe Li, Xuehan Xiong, Zhou Ren, Ning Zhang, Xiaoyu Wang, and Tianbao Yang. An aggressive genetic programming approach for searching neural network structure under computational constraints. *arXiv preprint arXiv:1806.00851*, 2018.
- [14] Kaiming He, Xiangyu Zhang, Shaoqing Ren, and Jian Sun. Deep residual learning for image recognition. In *Proceedings of the IEEE conference on computer vision and pattern recognition*, pages 770–778, 2016.
- [15] Sarda Sahney and Michael J Benton. Recovery from the most profound mass extinction of all time. *Proceedings of the Royal Society of London B: Biological Sciences*, 275(1636):759–765, 2008.
- [16] HF Greeney, LA Dyer, and AM Smilanich. Feeding by lepidopteran larvae is dangerous: A review of caterpillars’ chemical, physiological, morphological, and behavioral defenses against natural enemies. *Invertebrate Survival Journal*, 9(1), 2012.
- [17] Emmanuel Dufourq and Bruce A Bassett. Eden: Evolutionary deep networks for efficient machine learning. *arXiv preprint arXiv:1709.09161*, 2017.
- [18] Sergey Ioffe and Christian Szegedy. Batch normalization: Accelerating deep network training by reducing internal covariate shift. *arXiv preprint arXiv:1502.03167*, 2015.
- [19] Adriana Romero, Nicolas Ballas, Samira Ebrahimi Kahou, Antoine Chassang, Carlo Gatta, and Yoshua Bengio. Fitnets: Hints for thin deep nets. *arXiv preprint arXiv:1412.6550*, 2014.
- [20] Junho Yim, Donggyu Joo, Jihoon Bae, and Junmo Kim. A gift from knowledge distillation: Fast optimization, network minimization and transfer learning. In *The IEEE Conference on Computer Vision and Pattern Recognition (CVPR)*, 2017.
- [21] Geoffrey Hinton, Oriol Vinyals, and Jeff Dean. Distilling the knowledge in a neural network. *arXiv preprint arXiv:1503.02531*, 2015.
- [22] Cristian Buciluă, Rich Caruana, and Alexandru Niculescu-Mizil. Model compression. In *Proceedings of the 12th ACM SIGKDD international conference on Knowledge discovery and data mining*, pages 535–541. ACM, 2006.

- [23] Jianzhi Zhang. Evolution by gene duplication: an update. *Trends in ecology & evolution*, 18(6):292–298, 2003.
- [24] Alex Krizhevsky and Geoffrey Hinton. Learning multiple layers of features from tiny images. 2009.
- [25] Ian J Goodfellow, David Warde-Farley, Mehdi Mirza, Aaron Courville, and Yoshua Bengio. Maxout networks. *arXiv preprint arXiv:1302.4389*, 2013.
- [26] Gao Huang, Zhuang Liu, Kilian Q Weinberger, and Laurens van der Maaten. Densely connected convolutional networks. In *Proceedings of the IEEE conference on computer vision and pattern recognition*, volume 1, page 3, 2017.
- [27] Martín Abadi, Ashish Agarwal, Paul Barham, Eugene Brevdo, Zhifeng Chen, Craig Citro, Greg S Corrado, Andy Davis, Jeffrey Dean, Matthieu Devin, et al. Tensorflow: Large-scale machine learning on heterogeneous distributed systems. *arXiv preprint arXiv:1603.04467*, 2016.
- [28] Min Lin, Qiang Chen, and Shuicheng Yan. Network in network. *arXiv preprint arXiv:1312.4400*, 2013.
- [29] Jost Tobias Springenberg, Alexey Dosovitskiy, Thomas Brox, and Martin Riedmiller. Striving for simplicity: The all convolutional net. *arXiv preprint arXiv:1412.6806*, 2014.
- [30] Chen-Yu Lee, Saining Xie, Patrick Gallagher, Zhengyou Zhang, and Zhuowen Tu. Deeply-supervised nets. In *Artificial Intelligence and Statistics*, pages 562–570, 2015.
- [31] Rupesh Kumar Srivastava, Klaus Greff, and Jürgen Schmidhuber. Highway networks. *arXiv preprint arXiv:1505.00387*, 2015.