

# Many-body localization in Fock-space: a local perspective

David E. Logan and Staszek Welsh

*Department of Chemistry, Physical and Theoretical Chemistry,  
Oxford University, South Parks Road, Oxford, OX1 3QZ, United Kingdom*

(Dated: January 9, 2019)

A canonical model for many-body localization (MBL) is studied, of interacting spinless fermions on a lattice with uncorrelated quenched site-disorder. The model maps onto a tight-binding model on a ‘Fock-space (FS) lattice’ of many-body states, with an extensive local connectivity. We seek to understand some aspects of MBL from this perspective, via local propagators for the FS lattice and their self-energies (SE’s); focusing on the SE probability distributions, over disorder and FS sites. A probabilistic mean-field theory (MFT) is first developed, centered on self-consistent determination of the geometric mean of the distribution. Despite its simplicity this captures some key features of the problem, including recovery of an MBL transition, and predictions for the forms of the SE distributions. The problem is then studied numerically in  $1d$  by exact diagonalization, free from MFT assumptions. The geometric mean indeed appears to act as a suitable order parameter for the transition. Throughout the MBL phase the appropriate SE distribution is confirmed to have a universal form, with long-tailed Lévy behavior as predicted by MFT. In the delocalized phase for weak disorder, SE distributions are clearly log-normal; while on approaching the transition they acquire an intermediate Lévy-tail regime, indicative of the incipient MBL phase.

PACS numbers: 71.23.-k, 71.10.-w, 05.30.-d

## I. INTRODUCTION

Sixty years ago Anderson<sup>1</sup> famously discovered the phenomenon of localization, specifically in single-particle systems. While the importance of disorder in interacting systems has long been appreciated,<sup>1,2</sup> traditional study of it has focused on ground state quantum phases and their transitions. More recently, stimulated in part by basic issues relating to thermalization (or its absence) in isolated quantum systems, attention has turned to study of highly excited quantum states, and the phenomenon of many-body localization<sup>3–5</sup> (MBL) occurring at finite energy density above the ground state.

Over the last decade or so the MBL problem has attracted great interest,<sup>6–58</sup> and a rich understanding of it has begun to emerge (for a review see e.g. [22]). Powerful diagnostics have been deployed to understand properties of both the ergodic and MBL phases, including level statistics and related measures,<sup>5,7,26,32,34,44</sup> and entanglement entropies and spectra.<sup>6,10,11,15,17,19,42,45</sup> The MBL phase itself has naturally attracted particular attention, highlights including an existence proof for the phase,<sup>39</sup> the description of it in terms of local integrals of motion,<sup>14,15,21,27,39,49,56,58</sup> and an emerging understanding of how MBL states exhibit broken symmetries and topological order.<sup>16–20</sup> Numerical methods have of course played a key role, from more or less ubiquitous exact diagonalization studies, to a variety of RG-based methods.<sup>9,15–18,35–37,50,54</sup> A range of relevant models have likewise been studied, notably the ‘standard’ spinless fermion or random XXZ models, but including also quasiperiodic models,<sup>13,29,30,52,55</sup> and MBL systems subject to periodic driving.<sup>23,24,42,43,53</sup> An understanding of MBL is nevertheless still in relative infancy, with abundant potential for new insights to emerge.

Here we take a rather different approach to the problem; focusing for specificity on the standard model of interacting spinless fermions<sup>5</sup> with quenched site-disorder, for a lattice of  $N \equiv L^d$  sites occupied by  $N_e$  fermions at non-zero filling  $\nu = N_e/N$ . As reprised in sec. II, the model can be mapped exactly onto a tight-binding model<sup>59</sup> (TBM) on a ‘Fock-space (FS) lattice’ of dimension  $N_{\mathcal{H}} = {}^N C_{N_e} (\equiv \binom{N}{N_e})$ , each site  $I$  of which corresponds to a disordered, interacting many-body state with specified fermion occupancy of all real-space sites, and is thus associated with a FS ‘site-energy’; while FS sites are connected by the one-electron hopping matrix element of the original Hamiltonian  $H$ . The FS lattice is of course a complex network,<sup>9,32,46,59</sup> with the associated TBM very different from that typically encountered in one-body localization. The local connectivity of a FS lattice site for example – the number of FS sites to which it is connected under hopping – is typically extensive ( $\propto N$ ); and while the  $N$  site-energies of the underlying real-space lattice sites are independent random variables, the FS site energies are certainly not (there being exponentially many of them,  $N_{\mathcal{H}} = {}^N C_{N_e}$ ).

Our aim here is to exploit the above mapping, seeking to obtain some insight into aspects of MBL. To that end we consider the local (i.e. site-diagonal) propagators for the FS lattice, appropriately rescaled in terms of the standard deviation of the eigenvalue spectrum (secs. II B, III); focusing specifically on their associated local (or Feenberg) self-energies.<sup>60,61</sup> An approach of this general ilk has a long history in studies of one-body localization,<sup>62–69</sup> and in an early approach to MBL in the context of vibrational energy flow,<sup>70,71</sup> but has not to our knowledge been considered in the recent era of MBL. The imaginary part  $\hat{\Delta}_I$  of the local self-energy is of central importance, as its behavior discriminates cleanly between delocalized

and MBL phases, being finite with probability unity for the former and vanishingly small for an MBL phase. We thus study its probability distribution, over disorder realizations and FS sites; noting at the outset that its mean value  $\langle \tilde{\Delta}_I \rangle$  – which amounts to Fermi’s golden rule – is non-zero throughout both phases (sec. III), and as such is irrelevant as a diagnostic for the MBL transition.

A probabilistic mean-field theory is first developed (secs. IV,V), treated at the level of the second-order renormalized perturbation series<sup>60,61</sup> for the self-energy; and centering on a self-consistent determination of the geometric mean of the distribution, which acts as an effective order parameter for the transition. Despite its simplicity this appears to capture some key features of the problem, including recovery of an MBL transition in the thermodynamic limit – with some physical understanding of how and why this arises, given the extensive local connectivity of the FS lattice – and predictions for the self-energy distributions in each phase, and their evolution with disorder, interaction and filling fraction.

Free from the assumptions entering the mean-field theory, in sec. VI the problem is then studied numerically in 1d via exact diagonalization. Results arising broadly concur well with those from the mean-field approach, particularly in the MBL phase. The geometric mean indeed appears to act as a suitable order parameter for the transition. Throughout the MBL phase the appropriate self-energy distribution is likewise confirmed to have a universal form, with the long-tailed Lévy behavior as predicted by the mean-field theory; and with further understanding provided by considering the single-particle limit, where much larger system sizes can be studied, and for which exact results can be obtained.<sup>72</sup> In the delocalized phase for weak disorder, self-energy distributions are found to be log-normal; and while remaining unimodal with increasing disorder, on approaching the transition they appear to acquire an intermediate Lévy tail regime, indicative of the incipient MBL phase, before crossing over to an exponentially damped inverse Gaussian form.

## II. MODEL AND BACKGROUND

The spinless fermion model considered is the standard one,<sup>5</sup>

$$H = H_W + H_t + H_V \quad (1a)$$

$$= \sum_i \epsilon_i \hat{n}_i + \sum_{\langle ij \rangle} t (c_i^\dagger c_j + c_j^\dagger c_i) + \sum_{\langle ij \rangle} V \hat{n}_i \hat{n}_j \quad (1b)$$

(where  $\hat{n}_i = c_i^\dagger c_i$ ); here considered on a  $d$ -dimensional hypercubic lattice of coordination number  $Z_d = 2d$ . The hoppings ( $t$ ) and interactions ( $V$ ) are nearest neighbor (NN), and  $\langle ij \rangle$  denotes distinct NN pairs. In the disordered  $H_W$ , the site energies  $\{\epsilon_i\}$  are independent random variables, with a common distribution  $P(\epsilon_i)$  (chosen to have zero mean). The lattice has  $N$  sites and contains  $N_e$  fermions; and we are interested in the thermodynamic

limit where both  $N \equiv L^d$  and  $N_e \rightarrow \infty$ , holding the filling  $\nu = N_e/N$  fixed and non-vanishing. For the particular case of  $d = 1$  the model is equivalent under a Jordan-Wigner transformation to the random XXZ model (with total spin  $S_{\text{tot}}^Z \equiv (\nu - \frac{1}{2})N$ ).

The dimension of the associated Fock-space (FS) is  $N_{\mathcal{H}} = {}^N C_{N_e}$ , and is exponentially large in the number of sites ( $N_{\mathcal{H}} \propto \exp[s_\infty N]$  with  $s_\infty = -[\nu \ln \nu + (1 - \nu) \ln(1 - \nu)]$  the configurational entropy per site). The Hamiltonian may be recast equivalently as an effective tight-binding model on a ‘FS-lattice’ of  $N_{\mathcal{H}}$  sites  $\{|I\rangle\}$ ,<sup>59</sup>

$$H = \sum_I \mathcal{E}_I |I\rangle \langle I| + \sum_{I,J (J \neq I)} T_{IJ} |I\rangle \langle J|. \quad (2)$$

The  $N_{\mathcal{H}}$  basis states  $\{|I\rangle\}$  are the eigenstates of  $H_0 = H_W + H_V$ , viz.  $|I\rangle$  with occupation number  $n_i^{(I)} = 0$  or 1 only for each real-space site  $i$  (such that  $\sum_i n_i^{(I)} = N_e$  for any  $|I\rangle$ ). Corresponding FS site-energies follow from  $H_0 |I\rangle = \mathcal{E}_I |I\rangle$  as

$$\mathcal{E}_I = \sum_i \epsilon_i n_i^{(I)} + V r_I \quad : \quad r_I = \sum_{\langle ij \rangle} n_i^{(I)} n_j^{(I)} \quad (3)$$

where  $r_I$  is thus defined (and simply counts the total number of occupied NN real-space pairs in  $|I\rangle$ ). FS sites are connected under the hopping,  $T_{IJ} = \langle I | H_t | J \rangle$ , with  $|T_{IJ}| = t$  when non-zero ( $T_{IJ}$  is either  $+t$  or  $-t$  for general  $d \geq 2$ , its sign depending on the configuration of fermions in  $|I\rangle$  and  $|J\rangle$ ); while  $T_{IJ} = t$  for all connected FS sites in the  $d = 1$  open chain). The number of FS sites to which any given  $I$  is connected defines the local coordination number,  $Z_I$ . This is readily shown<sup>59</sup> to be given by  $Z_I = 2(dN_e - r_I)$ , so follows directly from  $r_I$ .

Eigenvalues and eigenfunctions of  $H$  are denoted by  $E_n$  and  $|\Psi_n\rangle$ . The eigenvalue spectrum  $D(\omega) = N_{\mathcal{H}}^{-1} \sum_n \delta(\omega - E_n)$  is normally distributed,<sup>59</sup> with an extensive mean  $\bar{E} \propto N$  and a standard deviation  $\mu_E \propto \sqrt{N}$ ; and it is states prescribed by this energy regime on which we focus throughout. Such states correspond in the commonly used sense to infinite-temperature states (and include all but an exponentially small fraction of eigenstates).

Given the mapping to an effective TBM on a FS lattice, the same questions can be asked as arise for a single-particle disordered TBM, including the central one of whether eigenstates of some given energy are localized or extended. As for one-body localization (1BL), the answer to this question resides in principle in the distribution, over FS sites and disorder realizations, of the squared amplitudes  $|A_{nI}|^2 = |\langle I | \Psi_n \rangle|^2$  in the eigenfunction expansion

$$|\Psi_n\rangle = \sum_I A_{nI} |I\rangle \quad (4)$$

(with  $\sum_I |A_{nI}|^2 = 1 = \sum_n |A_{nI}|^2$ , normalization). This merits elaboration, as there are both differences and similarities between the MBL and 1BL cases.

In a one-body problem the site label  $I$  refers of course to a single real-space site ( $|I\rangle \equiv |i\rangle = c_i^\dagger|\text{vac}\rangle$ ), with the Fock-space dimension simply  $N_{\mathcal{H}} \equiv {}^N C_1 = N$ ). Here, an extended state has support on  $\mathcal{O}(N)$  sites, with a typical  $|A_{nI}|^2$  on the order of  $\sim 1/N$  (recall  $\sum_I |A_{nI}|^2 = 1$ ); while a localized state has support on a finite number  $n_s$  of sites, with a typical  $|A_{nI}|^2$  thus  $\mathcal{O}(1/n_s)$ , likewise finite. The *fraction* of sites on which an extended state has support is thus  $\mathcal{O}(1)$  in the thermodynamic limit  $N \rightarrow \infty$ , while the fraction on which a localized state has support vanishes. In the many-body case,<sup>12,32</sup> an extended state analogously has support on  $\mathcal{O}(N_{\mathcal{H}})$  sites, with a typical  $|A_{nI}|^2 \sim 1/N_{\mathcal{H}}$ . A many-body localized state has however support on  $\mathcal{O}(N_{\mathcal{H}}^\alpha)$  sites with  $\alpha < 1$ , and correspondingly a typical  $|A_{nI}|^2 \sim N_{\mathcal{H}}^{-\alpha}$ ; in other words it has support on a number of FS sites of order  $N_{\mathcal{H}}^\alpha \propto e^{\alpha s \infty N}$  which is exponentially large in  $N$ , in contrast to a finite number in the corresponding 1BL case. Nevertheless, the *fraction*  $\sim N_{\mathcal{H}}^{\alpha-1}$  of FS sites on which an MBL state has support again vanishes in the thermodynamic limit, while the corresponding fraction for an extended many-body state remains  $\mathcal{O}(1)$ ; which is in evident parallel to the 1BL case. Bounded as they are in the thermodynamic limit, whether these fractions are finite or vanish is one reflection of the distinction between extended and localized states, for both MBL and 1BL problems.

These simple qualitative considerations naturally have implications for e.g. the first participation entropy, one diagnostic of the amplitude distributions,<sup>12,32</sup> defined for a state  $|\Psi_n\rangle$  by  $S_1^{\text{pe}} = -\sum_I |A_{nI}|^2 \ln |A_{nI}|^2$ . For an extended many-body state, taking  $|A_{nI}|^2 \sim 1/N_{\mathcal{H}}$  on all  $N_{\mathcal{H}}$  sites gives  $S_1^{\text{pe}} = \ln N_{\mathcal{H}}$ ; while for an MBL state, taking  $|A_{nI}|^2 \sim N_{\mathcal{H}}^{-\alpha}$  on  $N_{\mathcal{H}}^\alpha$  sites, gives  $S_1^{\text{pe}} = \alpha \ln N_{\mathcal{H}}$  ( $\alpha < 1$ ). This behavior is indeed as found by numerical study of the participation entropy.<sup>12,32</sup> Note further that, since  $S_1^{\text{pe}} \propto \ln N_{\mathcal{H}}$  grows with system size, it is  $S_1^{\text{pe}} / \ln N_{\mathcal{H}} \propto S_1^{\text{pe}} / N$  which remains bounded in the thermodynamic limit. This illustrates that relevant physical quantities are liable to require suitable rescaling with system size to obtain a well defined thermodynamic limit (further examples of which will arise below).

### A. Basic distributions

It proves helpful in the following to have some understanding of the FS lattice in a statistical sense; specifically the distributions, over both FS sites and (where appropriate) disorder realizations, of:  $r_I$  (eq. 3) and hence the FS coordination number  $Z_I = 2(dN_e - r_I)$  (which are disorder-independent), as well as the distributions of FS site energies  $\{\mathcal{E}_I\}$ , and of the eigenvalues  $\{E_n\}$  of  $H$ . These are considered in [59], from which we now recap required results.

In the thermodynamic limit of interest all such distributions are normal, with extensive means<sup>73</sup>  $\bar{O} \propto N$  and standard deviations  $\mu_O \propto \sqrt{N}$ . The mean of  $r_I$  is

$\bar{r} = \nu d N_e = \nu^2 d N$ , so the average coordination number

$$\bar{Z} = Z_d(1 - \nu)N_e = 2\nu(1 - \nu)dN. \quad (5)$$

That  $\bar{Z} \propto N$  is physically obvious, but begs the question of how Fock-space localization survives the thermodynamic limit, itself considered in secs. IV ff. As for the mean FS site energy ( $\bar{\mathcal{E}}$ ) and eigenvalue ( $\bar{E}$ ), they coincide and are given by

$$\bar{E} = \bar{\mathcal{E}} = V\bar{r} = V\nu^2 dN. \quad (6)$$

The variance of  $r_I$  is  $\mu_r^2 = [\nu(1 - \nu)]^2 dN$  (whence  $\mu_Z^2 = 4\mu_r^2$  for the coordination number). That for the FS site energies (eq. 3) is  $\mu_{\mathcal{E}}^2 = \mu_W^2 + \mu_r^2$ , with  $\mu_W$  the standard deviation of the disorder term in eq. 3 ( $\equiv H_W$ ), given by

$$\mu_W = \sqrt{N} [\nu(1 - \nu)\langle\epsilon^2\rangle]^{\frac{1}{2}} \quad (7)$$

( $\langle\epsilon^2\rangle = \int d\epsilon P(\epsilon)\epsilon^2$ ); such that

$$\mu_{\mathcal{E}} = \sqrt{N} [\nu(1 - \nu)\langle\epsilon^2\rangle + V^2[\nu(1 - \nu)]^2 d]^{\frac{1}{2}}. \quad (8)$$

Finally, the eigenvalue variance is given simply by<sup>59</sup>

$$\mu_E^2 = \mu_{\mathcal{E}}^2 + t^2 \bar{Z}. \quad (9)$$

### B. Energy rescaling

The normalized eigenvalue distribution is just the density of states (DoS),  $D(\omega) = N_{\mathcal{H}}^{-1} \sum_n \delta(\omega - E_n)$  ( $\equiv N_{\mathcal{H}}^{-1} \langle \sum_n \delta(\omega - E_n) \rangle_\epsilon$  by self-averaging). As above, it is the Gaussian

$$D(\omega) = \frac{1}{\sqrt{2\pi}\mu_E} \exp\left(-\frac{[\omega - \bar{E}]^2}{2\mu_E^2}\right), \quad (10)$$

which we add is very well captured<sup>59</sup> by exact diagonalization on the modest system sizes amenable to numerics.  $D(\omega)$  is obviously  $N$ -dependent, from both  $\bar{E} \propto N$  and because its standard deviation  $\mu_E \propto \sqrt{N}$ . As such it is natural to refer energies relative to the mean, and to rescale them in terms of the spectral width  $\mu_E$  via

$$\tilde{\omega} = (\omega - \bar{E})/\mu_E \equiv (\omega - \bar{\mathcal{E}})/\mu_E. \quad (11)$$

With this the DoS  $\tilde{D}(\tilde{\omega})$  is a standard normal distribution (zero mean and unit variance),

$$\tilde{D}(\tilde{\omega}) = \frac{1}{\sqrt{2\pi}} \exp\left(-\frac{1}{2}\tilde{\omega}^2\right) \quad (12)$$

with no explicit  $N$ -dependence. This rescaling proves central to our perspective on MBL, as will be seen in the following; and while so far motivated physically is in fact required on general grounds.

### III. LOCAL PROPAGATORS AND SELF-ENERGIES

We turn now the FS site propagators, and in particular the local (site-diagonal) propagator, the associated self-energy of which is our primary focus.

The site-dependent propagators for the FS lattice,  $G_{JI}(\omega)$  ( $\leftrightarrow G_{JI}(t) = -i\theta(t)\langle J|e^{-iHt}|I\rangle$ ), are given by  $G_{JI}(\omega) = \langle J|(\omega^+ - H)^{-1}|I\rangle$  with  $\omega^+ = \omega + i\eta$  and  $\eta \equiv 0+$ . Since  $H$  has the TBM form eq. 2, it follows directly that

$$(\omega^+ - \mathcal{E}_I)G_{IJ}(\omega) = \delta_{IJ} + \sum_K T_{IK}G_{KJ}(\omega), \quad (13)$$

which generates the familiar locator-series expansion for the propagators.<sup>60,61</sup> In particular, the local propagator  $G_I(\omega) \equiv G_{II}(\omega)$  is  $G_I(\omega) = \sum_n |A_{nI}|^2 / (\omega^+ - E_n)$ ; from which follows the *local* DoS,  $D_I(\omega) = -\frac{1}{\pi} \text{Im} G_I(\omega) = \sum_n |A_{nI}|^2 \delta(\omega - E_n)$ , i.e. the local density of eigenvalues which overlap site  $I$ . These in turn are related to the *total* DoS – the Gaussian eq. 10 – by  $D(\omega) = \frac{1}{N_H} \sum_I D_I(\omega)$ .

The local propagator has been known since Anderson's original work<sup>1</sup> to be of particular importance in one-body localization; and that is also true in the MBL context, given the mapping to the effective TBM eq. 2. It is most effectively analyzed in terms of the Feenberg self-energy<sup>60,61</sup>  $S_I(\omega) = X_I(\omega) - i\Delta_I(\omega)$ , and in particular the renormalized perturbation series (RPS) for it; where  $S_I(\omega)$  is defined as usual by<sup>60,61</sup>

$$G_I(\omega) = [\omega^+ - \mathcal{E}_I - S_I(\omega)]^{-1} = [g_I^{-1}(\omega) - S_I(\omega)]^{-1} \quad (14)$$

with  $g_I(\omega) = (\omega^+ - \mathcal{E}_I)^{-1}$  the (purely) site-diagonal propagator for the extreme MBL limit of  $T_{IJ} = 0$  ( $H_t \equiv 0$ ).

We return to this below but first, as above, simply rescale the energy according to eq. 11. This obviously requires rescaling the propagator as  $\tilde{G}_I(\tilde{\omega}) = \mu_E G_I(\omega)$ , given from eq. 14 by

$$\mu_E G_I(\omega) = \tilde{G}_I(\tilde{\omega}) = [\tilde{\omega}^+ - \tilde{\mathcal{E}}_I - \tilde{S}_I(\tilde{\omega})]^{-1} \quad (15)$$

where  $\tilde{\omega}^+ = \tilde{\omega} + i\tilde{\eta}$  and  $\tilde{\eta} = \eta/\mu_E$ ; with the rescaled FS site-energy (cf. eq. 11)

$$\tilde{\mathcal{E}}_I = (\mathcal{E}_I - \bar{E})/\mu_E, \quad (16)$$

and where the self-energy in consequence rescales as

$$\tilde{S}_I(\tilde{\omega}) = S_I(\omega)/\mu_E = \tilde{X}_I(\tilde{\omega}) - i\tilde{\Delta}_I(\tilde{\omega}). \quad (17)$$

The local propagator  $\tilde{G}_I(\tilde{\omega}) = \sum_n |A_{nI}|^2 / (\tilde{\omega}^+ - \tilde{E}_n)$  (with  $\tilde{E}_n := (E_n - \bar{E})/\mu_E$ ), so the local DoS

$$\tilde{D}_I(\tilde{\omega}) = \sum_n |A_{nI}|^2 \frac{\tilde{\eta}/\pi}{(\tilde{\omega} - \tilde{E}_n)^2 + \tilde{\eta}^2} \equiv \sum_n |A_{nI}|^2 \delta(\tilde{\omega} - \tilde{E}_n), \quad (18)$$

such that the total DoS,  $\tilde{D}(\tilde{\omega}) = \frac{1}{N_H} \sum_I \tilde{D}_I(\tilde{\omega})$ , is the standard normal form eq. 12.

In the following we focus directly on the Feenberg self-energy  $\tilde{S}_I(\tilde{\omega})$ , and in particular its imaginary part  $\tilde{\Delta}_I(\tilde{\omega})$  (long used in the context of 1BL<sup>62–69</sup>), which corresponds physically to the inverse lifetime for FS site/state  $I$  participating in states of energy  $\tilde{\omega}$ . Our analysis rests on the contention that its behavior discriminates between localized and extended states, namely that for extended states  $\tilde{\Delta}_I(\tilde{\omega})$  is non-vanishing with probability unity over an ensemble of disorder realizations; while for localized states by contrast  $\tilde{\Delta}_I(\tilde{\omega})$  is vanishingly small with probability one, specifically is proportional to the imaginary part of the energy ( $\tilde{\eta} \rightarrow 0+$ ), so that  $y = \tilde{\Delta}_I/\tilde{\eta}$  itself is finite. To support this we sketch in Appendix A some simple arguments indicating, whether 1BL or MBL is considered, that for extended states  $\Delta_I(\omega)$  is non-zero and is  $\propto \mu_E$  in the many-body case, while  $\Delta_I(\omega) \propto \eta$  is vanishingly small for localized states. We add that the behavior described is also consistent with our numerical results.

Since  $\tilde{\Delta}_I$  is distributed, it is in effect a probabilistic order parameter. One should thus study its distribution – for extended states the probability density  $F(\tilde{\Delta}_I)$  over an ensemble of disorder realizations that any FS site has a particular  $\tilde{\Delta}_I(\tilde{\omega})$  (physically, the distribution of local inverse lifetimes/rates for FS states  $I$ ). Likewise for localized states one considers the corresponding density  $\tilde{F}(y)$  for  $y = \tilde{\Delta}_I/\tilde{\eta}$ , given by  $\tilde{F}(y) = \tilde{\eta} F(\tilde{\eta}y)$ . It is these distributions we will consider in the following sections.

Before proceeding, we draw attention to two significant points. First, note that the disorder *averaged*  $\langle \tilde{\Delta}_I(\tilde{\omega}) \rangle$  – which amounts to Fermi's golden rule rate in leading order (see below) – is as well known always non-zero, regardless of whether states are localized or extended (as too are the higher moments  $\langle [\tilde{\Delta}_I(\tilde{\omega})]^p \rangle$ ,  $p \geq 2$ ). As such,  $\langle \tilde{\Delta}_I(\tilde{\omega}) \rangle$  is not an order parameter for the MBL transition (although one anticipates it will be adequately 'typical' of  $F(\tilde{\Delta}_I)$  sufficiently deep in a regime of extended states). This has immediate implications for the distribution  $\tilde{F}(y)$  of  $y = \tilde{\Delta}_I/\tilde{\eta}$  characteristic of the localized regime, because, since  $\tilde{\eta} \equiv 0+$ , all of *its* moments – other than  $p = 0$  (normalization) – must in consequence diverge. The latter in turn suggests that the large- $y$  asymptotic behavior of  $\tilde{F}(y)$  may be a power-law,  $\tilde{F}(y) \sim y^{-\xi}$  with the exponent in the range  $1 < \xi < 2$ . This is indeed the case, as will be seen in subsequent sections.

Second, consider the averaged  $\langle \tilde{\Delta}_I(\tilde{\omega}) \rangle$  itself. Fig. 1 shows numerical results for  $\langle \tilde{\Delta}_I(\tilde{\omega}) \rangle$  vs disorder strength  $W/t$ , for the  $d = 1$  case with a standard box site-energy distribution  $P(\epsilon) = \theta(\frac{W}{2} - |\epsilon|)$  of full width  $W$  ( $\theta(x)$  is the unit step function). We consider half-filling  $\nu = 1/2$  with interaction  $V/t = 2$  (corresponding for the random XXZ model to  $S_{\text{tot}}^z = 0$  with spin-isotropic Heisenberg exchange), and states at the band center ( $\tilde{\omega} = 0$ ). With these parameters, a range of previous exact diagonalization studies estimate the MBL transition to occur

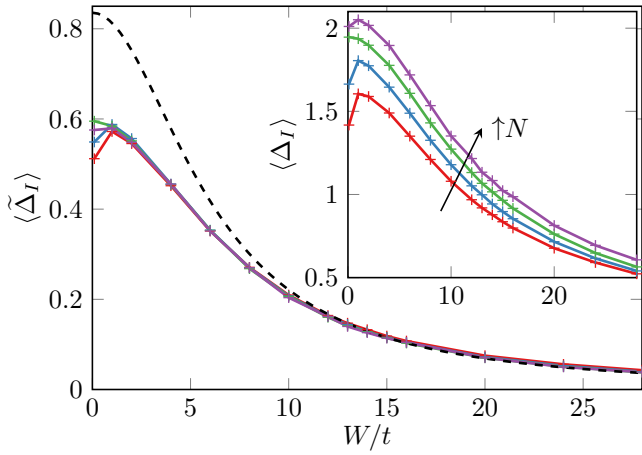


FIG. 1. The averaged  $\langle \tilde{\Delta}_I \rangle$  vs disorder  $W/t$  for band center states ( $\tilde{\omega} = 0$ ) in  $d = 1$ ; shown as a function of system size for  $N = 10$  (red), 12 (blue), 14 (green), 16 (purple), as obtained by exact diagonalization. Results are for a box  $P(\epsilon) = \theta(\frac{W}{2} - |\epsilon|)$ , at half-filling, and for  $V/t = 2$ .  $\langle \tilde{\Delta}_I \rangle$  converges rapidly with increasing  $N$ , and is well converged by  $N \simeq 12$ . The Fermi golden rule result (eq. 19) is shown for comparison (dashed line). *Inset*: Corresponding system size evolution of  $\langle \Delta_I(\omega) \rangle$  ( $= \mu_E \tilde{\Delta}_I(\tilde{\omega})$ ). Discussion in text.

for  $W/t$  in the range  $\sim 12-16^{7,8,12,28,32}$  (for  $W$  and  $t$  as we have defined them), although a numerical linked-cluster expansion method<sup>33</sup> suggests these may underestimate somewhat the critical  $W/t$ . Results here are obtained by exact diagonalization, for system sizes of  $N = 10-16$  real-space sites (further discussion will be given in sec. VI). As seen clearly in fig. 1,  $\langle \tilde{\Delta}_I(\tilde{\omega}) \rangle$  converges rapidly as a function of system size  $N$ . It is in fact already well converged by  $N \simeq 12$  for essentially all  $W/t$  save the lowest. By contrast, the inset to fig. 1 shows the corresponding behavior for  $\langle \Delta_I(\omega) \rangle$ , which for any given  $W/t$  is seen to increase ( $\propto \sqrt{N}$ ) with system size. The latter is expected, since  $\Delta_I(\omega) = \mu_E \tilde{\Delta}_I(\tilde{\omega})$  (eq. 17) and  $\mu_E \propto \sqrt{N}$  (eqs. 9,8,5). It is also readily understood physically, for  $\langle \Delta_I(\omega) \rangle$  is given to leading order (in the Feenberg RPS) by the Fermi golden rule result  $\langle \Delta_I(\omega) \rangle \simeq \pi \bar{Z} t^2 D(\omega)$ , with  $D(\omega) \propto 1/\mu_E$  the Gaussian DoS eq. 10. Since the mean coordination number  $\bar{Z} \propto N$  (eq. 5),  $\langle \Delta_I(\omega) \rangle \propto \sqrt{N}$ ; whence

$$\langle \tilde{\Delta}_I(\tilde{\omega}) \rangle \simeq \frac{\pi t^2 \bar{Z}}{\mu_E} D(\omega) = \frac{\pi t^2 \bar{Z}}{\mu_E^2} \tilde{D}(\tilde{\omega}) \quad (19)$$

(with  $\tilde{D}(\tilde{\omega})$  the standard normal DoS eq. 12), and indeed remains finite as the thermodynamic limit  $N \rightarrow \infty$  is approached. As seen in fig. 1 (dashed line), the golden rule result eq. 19 captures rather well the evolution of  $\langle \tilde{\Delta}_I(\tilde{\omega}) \rangle$  with disorder (and in fact becomes quantitatively accurate with increasing disorder).

Although thus far illustrated primarily for the average  $\langle \tilde{\Delta}_I(\tilde{\omega}) \rangle$ , the latter considerations underscore the importance of the energy rescaling eq. 11, and in particu-

lar the consequent rescaling (eq. 17) of the self-energy,  $\tilde{\Delta}_I(\tilde{\omega}) = \Delta_I(\omega)/\mu_E$  (see also Appendix A for a further argument for this): it is  $\tilde{\Delta}_I(\tilde{\omega})$  which in the thermodynamic limit is non-vanishing and finite with probability unity in an extended regime. It is thus its probability distribution  $F(\tilde{\Delta}_I)$  which must be considered, rather than that for  $\Delta_I$ .

#### IV. A MEAN-FIELD APPROACH

Here and in sec. V we develop a self-consistent mean-field approach to MBL which, while undoubtedly simple, appears to capture at least some key features of the problem. The approach has its antecedents in a ‘typical medium’ theory introduced many years ago,<sup>70,71</sup> in work on localization and vibrational energy flow in a many-body quantum state space, following a similar earlier approach to one-body localization.<sup>68</sup>

As mentioned above we consider the Feenberg self-energy  $\tilde{S}_I$  for the local FS propagator  $\tilde{G}_I$ , in particular the renormalized perturbation series (RPS) for it<sup>60,61</sup> (which follows from analysis of eq. 13). With this, the self-energy is expressed as a function of the local propagators  $\{\tilde{G}_J\}$ , such that determining  $\tilde{S}_I$  becomes a question of self-consistency (in a probabilistic sense). For the many-body system of interest the RPS has exactly the same structure as for a one-body TBM, because the Fock-space Hamiltonian eq. 2 is of TBM form. The RPS for  $S_I(\omega)$  is given<sup>61</sup> as a sum of all closed, self-avoiding hopping paths on the FS lattice which begin and end on FS site  $I$ , contain  $n \geq 2$  powers of the hopping  $t$  (with only even  $n$  possible since the FS lattice is bipartite<sup>59</sup>), and where intermediate vertices corresponding to sites  $J \neq I$  contain the local propagator for that site. Specifically

$$S_I(\omega) = \sum_J T_{IJ}^2 G_J(\omega) + \dots \quad (20)$$

$$= t^2 \sum_J \frac{1}{\omega^+ - \epsilon_J - S_J(\omega)} + \dots$$

with the second-order ( $n = 2$ ) term shown explicitly, the sum being over the  $Z_I$  Fock-space sites  $J$  which are connected to site  $I$  under the hopping  $t$ ; and with +... referring to higher-order ( $n \geq 4$ ) RPS terms. With  $\tilde{G}_I = \mu_E G_I$  (eq. 15),  $\tilde{S}_I = S_I/\mu_E$  (eq. 17) follows as<sup>74</sup>

$$\tilde{S}_I(\tilde{\omega}) = \frac{t^2}{\mu_E^2} \sum_J \tilde{G}_J(\tilde{\omega}) = \frac{t^2}{\mu_E^2} \sum_J \frac{1}{\tilde{\omega}^+ - \tilde{\epsilon}_J - \tilde{S}_J(\tilde{\omega})} \quad (21)$$

We have dropped the higher-order RPS terms here, because in practice we consider the problem only at second-order level. This is well known to be exact if the Fock-space lattice has the topology of a Bethe lattice,<sup>61,63</sup> which it does not. Here we employ it as a natural leading-order approximation, conjecturing that higher-order RPS contributions will produce only a quantitative modification of results arising at second-order level<sup>75</sup> (for which

the numerical results of sec. VI, which do not make this approximation, provide support).

Granted this, we then analyze the problem simply and approximately in the spirit of a probabilistic mean-field theory, via the following strategy:

- (a) The self-energy  $\tilde{S}_J$  in eq. 21 for sites  $J$  connected to  $I$  is first replaced by a typical value, denoted  $\tilde{S}_t(\tilde{\omega}) = \tilde{X}_t(\tilde{\omega}) - i\tilde{\Delta}_t(\tilde{\omega})$ .
- (b) With this, the distribution  $F(\tilde{\Delta}_I)$  of  $\tilde{\Delta}_I$  is obtained.
- (c) Self-consistency is then imposed by requiring that a typical value of  $\tilde{\Delta}_I$  arising from this distribution coincides with the input  $\tilde{\Delta}_t(\tilde{\omega})$ . In practice, ‘typicality’ is measured by the geometric mean,

$$\ln \tilde{\Delta}_t(\tilde{\omega}) = \langle \ln \tilde{\Delta}_I(\tilde{\omega}) \rangle \quad (22)$$

with the average  $\langle \dots \rangle = \int d\tilde{\omega} \dots F(\tilde{\Delta}_I)$  over the distribution  $F(\tilde{\Delta}_I)$ .  $\tilde{\Delta}_t(\tilde{\omega})$  acts in effect as an order parameter, being non-zero if states of energy  $\tilde{\omega}$  are extended; and vanishingly small in the MBL phase, with  $\tilde{\Delta}_t(\tilde{\omega}) \propto \tilde{\eta} \rightarrow 0+$ . With this, equation 21 becomes

$$\tilde{S}_I(\tilde{\omega}) = \frac{t^2}{\mu_E^2} \sum_J \frac{1}{\tilde{\omega}^+ - \tilde{\mathcal{E}}_J + i\tilde{\Delta}_t(\tilde{\omega})} \quad (23)$$

where for convenience we have subsumed  $\text{Re}\tilde{S}_t(\tilde{\omega}) = \tilde{X}_t(\tilde{\omega})$  into the energy, by defining  $\tilde{\omega} \equiv \tilde{\omega}(\tilde{\omega})$  as

$$\tilde{\omega} = \tilde{\omega} - \tilde{X}_t(\tilde{\omega}). \quad (24)$$

Now consider the Fock-space site-energy  $\mathcal{E}_J$  for any site  $J$  connected to  $I$  under hopping. Since the hopping is between NN real-space sites,  $\mathcal{E}_J$  differs from  $\mathcal{E}_I$  simply by the difference in site-energies of sites between which the fermion hops, and by the resultant change in the NN interaction contribution; e.g. for  $d = 1$ ,

$$\mathcal{E}_J = \mathcal{E}_I + \epsilon_{i+1} - \epsilon_i + V[n_{i+2} - n_{i-1}]$$

with  $\epsilon_{i+1}$  the site-energy of the occupied real-space site in  $J$  ( $\equiv |J\rangle$ ) to which a fermion hops under  $T_{IJ}$ , and  $\epsilon_i$  that for the NN real-space site occupied in  $I$  from whence it came [the occupation numbers  $n_{i+2}$  and  $n_{i-1}$  are the same for both  $I$  and  $J$ ]. The  $\mathcal{E}_J$  are thus highly correlated with  $\mathcal{E}_I$ , and differ from it by an amount of  $\mathcal{O}(W, V)$ , with  $W$  the disorder scale on which the real-space site-energies fluctuate. Hence  $\tilde{\mathcal{E}}_J = \mathcal{E}_J/\mu_E$  entering eq. 23 is

$$\tilde{\mathcal{E}}_J = \tilde{\mathcal{E}}_I + \mathcal{O}\left(\frac{W}{\mu_E}, \frac{V}{\mu_E}\right) \equiv \tilde{\mathcal{E}}_I, \quad (25)$$

since  $\mu_E \propto \sqrt{N}$ . The key point here is that the rescaled FS site-energies  $\tilde{\mathcal{E}}_J$  entering eq. 23 for  $\tilde{S}_I(\tilde{\omega})$  are the same as that for site  $I$  in the thermodynamic limit, i.e. are effectively resonant with it.

Eq. 23 thus reduces to

$$\tilde{S}_I(\tilde{\omega}) = \frac{t^2}{\mu_E^2} \sum_J \frac{1}{\tilde{\omega}^+ - \tilde{\mathcal{E}}_I + i\tilde{\Delta}_t(\tilde{\omega})} \quad (26a)$$

$$= \frac{Z_I t^2}{\mu_E^2} \frac{1}{\tilde{\omega}^+ - \tilde{\mathcal{E}}_I + i\tilde{\Delta}_t(\tilde{\omega})}. \quad (26b)$$

All terms in the sum in eq. 26a are the same, and their number is the coordination number  $Z_I$  of site  $I$ . This has a mean of  $\bar{Z} \propto N$  (eq. 5) and a standard deviation  $\mu_Z \propto \sqrt{N}$ . Since  $\mu_E^2 \propto N$ , only the mean  $\bar{Z}$  is relevant in the thermodynamic limit, so we replace  $Z_I \equiv \bar{Z}$  in eq. 26b.  $\tilde{\Delta}_I(\tilde{\omega}) = -\text{Im}\tilde{S}_I(\tilde{\omega})$  then follows as

$$\tilde{\Delta}_I(\tilde{\omega}) = \frac{\Gamma [\tilde{\eta} + \tilde{\Delta}_t(\tilde{\omega})]}{[\tilde{\omega} - \tilde{\mathcal{E}}_I]^2 + [\tilde{\eta} + \tilde{\Delta}_t(\tilde{\omega})]^2}, \quad (27)$$

where  $\Gamma = \bar{Z}t^2/\mu_E^2$  is thus defined and is finite as  $N \rightarrow \infty$ , being given by (eqs. 5,8,9)

$$\Gamma = \frac{\bar{Z}t^2}{\mu_E^2} = \frac{t^2}{[t^2 + \frac{1}{2d}\langle \epsilon^2 \rangle + \frac{1}{2}\nu(1-\nu)V^2]} \leq 1. \quad (28)$$

Eq. 27 will be used in the following section to determine the probability distribution of  $\tilde{\Delta}_I(\tilde{\omega})$ . Before that it is however useful to have some insight into (a) the physical origin of the factor  $Z_I t^2/\mu_E$  in the basic expression eq. 26b for  $\tilde{S}_I$ ; and (b) some key differences between the present problem and that arising in 1-body localization.

### 1. Physical digression

There are two distinct elements contributing to the factor of  $Z_I t^2/\mu_E^2$  in eq. 26. First, an effective rescaling of the hopping,  $t \rightarrow t/\mu_E$ . This is a general consequence of rescaling the energy as in eqs. 11,16, and hence the local propagator as  $\tilde{G}_I = \mu_E G_I$  (eq. 15). To see this directly define  $\tilde{G}_{IJ} = \mu_E G_{IJ}$  generally, so the ‘equation of motion’ eq. 13 reads

$$(\tilde{\omega}^+ - \tilde{\mathcal{E}}_I)\tilde{G}_{IJ}(\tilde{\omega}) = \delta_{IJ} + \sum_K \tilde{T}_{IK}\tilde{G}_{KJ}(\tilde{\omega})$$

with  $\tilde{T}_{IK} = T_{IK}/\mu_E$  (and  $|\tilde{T}_{IK}| = t/\mu_E$ ). Comparison to eq. 13 shows that the local  $\tilde{G}_I$  in particular, and hence  $\tilde{S}_I$ , are the same functions of  $\{\tilde{T}_{JK}\}$  (and  $\{(\tilde{\omega} - \tilde{\mathcal{E}}_J)\}$ ) that  $G_I$  and  $S_I$  are of  $T_{IK}$  (and  $\{(\omega - \mathcal{E}_J)\}$ ); or equivalently for the RPS itself, that  $\tilde{S}_I$  is the same function of  $t/\mu_E$  and the  $\{\tilde{G}_J\}$  that  $S_I$  is of  $t$  and the  $\{G_J\}$ . This effective rescaling of  $t \rightarrow t/\mu_E \propto t/\sqrt{N}$  is analogous to that required in dynamical mean-field theory<sup>76</sup> to ensure that the limit of infinite spatial dimensions is well-defined.

To illustrate the physical origin of the coordination number factor in  $Z_I t^2/\mu_E^2$ , consider a particularly simple limit: of ‘one shell’, where a given FS site  $I$  is coupled under the hopping  $H_t$  to its  $Z_I \propto N$  neighbors  $\{J\}$ , themselves uncoupled from each other (eq. 26 above, obviously with  $\tilde{S}_t = 0$ , in fact captures this limit exactly). This is formally equivalent to a non-interacting Anderson impurity<sup>77</sup> coupled to a ‘conduction band’ containing  $Z_I \propto N$  states (the ‘impurity’ being  $I$ , band states the  $\{J\}$ ). In this case the hopping contribution  $H_t$  is given by

$$H_t = |I\rangle \sum_J T_{IJ} \langle J| + \text{h.c.}, \quad (29)$$

showing that  $|I\rangle$  couples directly *only* to the particular linear combination of states denoted by  $|0\rangle \propto \sum_J T_{IJ}|J\rangle$ . This corresponds to the so-called 0-orbital in the Wilson chain representation of the Anderson model,<sup>77</sup> and is given in normalized form by

$$|0\rangle = \frac{1}{\sqrt{Z_I t}} \sum_J T_{IJ}|J\rangle$$

(since  $\sum_J T_{IJ}^2 = Z_I t^2$ ). In terms of it,  $H_t$  (eq. 29) is thus

$$H_t = \sqrt{Z_I t} |I\rangle\langle 0| + \text{h.c.} \quad (30)$$

so that  $|I\rangle$  and  $|0\rangle$  are coupled by an effective hopping of  $\sqrt{Z_I t}$ .<sup>78</sup> Combined with the  $t \rightarrow t/\mu_E$  rescaling above, the effective hopping entering  $\tilde{S}_I(\tilde{\omega})$  is thus  $t_{\text{eff}} = \sqrt{Z_I t}/\mu_E$  (the square of which naturally appears in the second-order RPS expression eq. 26b, or eq. 27); with  $t_{\text{eff}}$ , and hence  $\Gamma = \tilde{Z} t^2/\mu_E^2$  (eq. 28), thus remaining finite as  $N \rightarrow \infty$ .

It may also be helpful to contrast the situation arising above for MBL with that occurring for 1-body localization. In the latter case the counterpart of eq. 20 for the self-energy  $S_i(\omega)$  of real-space site  $i$  is

$$S_i(\omega) = t^2 \sum_j \frac{1}{\omega^+ - \epsilon_j - S_j(\omega)}$$

with the sum over the NN sites to  $i$  (of which there are, say,  $K_c$ ). Since the site-energies  $\{\epsilon_k\}$  are independent random variables, the right hand side of this expression is a sum of  $K_c$  independent random terms; in contrast e.g. to eq. 26a for MBL where, since the  $Z_I$  terms in the sum coincide, there is only a single random term. In addition, the probability distribution for  $S_i(\omega)$  in this case is *independent* of the site energy of site  $i$ ; while in the MBL case the distribution of  $\tilde{S}_I$  both depends on the Fock-space site-energy  $\tilde{\mathcal{E}}_I$  for that site and, at the level of eq. 26, is in fact entirely determined by it.

## V. SELF-CONSISTENT DISTRIBUTIONS AND MBL TRANSITION

Using eq. 27 for  $\tilde{\Delta}_I$ , its distribution (for any given energy  $\tilde{\omega}$ ) is obtained by integrating over the distribution  $\mathcal{P}(\tilde{\mathcal{E}}_I)$  of  $\tilde{\mathcal{E}}_I = (\mathcal{E}_I - \bar{\mathcal{E}})/\mu_E$  (eq. 16),

$$F(\tilde{\Delta}_I) = \int_{-\infty}^{\infty} d\tilde{\mathcal{E}}_I \mathcal{P}(\tilde{\mathcal{E}}_I) \delta\left(\tilde{\Delta}_I - \frac{\Gamma [\tilde{\eta} + \tilde{\Delta}_t(\tilde{\omega})]}{[\tilde{\mathcal{E}}_I - \bar{\omega}]^2 + [\tilde{\eta} + \tilde{\Delta}_t(\tilde{\omega})]^2}\right). \quad (31)$$

From sec. II A,  $\mathcal{P}(\tilde{\mathcal{E}}_I)$  is a Gaussian with vanishing mean,

$$\mathcal{P}(\tilde{\mathcal{E}}_I) = \frac{1}{\sqrt{2\pi\lambda}} \exp\left(-\frac{\tilde{\mathcal{E}}_I^2}{2\lambda^2}\right), \quad (32)$$

with  $\lambda = \mu_E/\mu_E$  independent of  $N$  and given (from eqs. 8,9,5) by

$$\lambda^2 = \frac{\mu_{\tilde{\mathcal{E}}}^2}{\mu_E^2} = \frac{\langle \epsilon^2 \rangle + \nu(1-\nu)dV^2}{\langle \epsilon^2 \rangle + \nu(1-\nu)dV^2 + 2dt^2}. \quad (33)$$

From now on in this section we focus explicitly on the band center  $\tilde{\omega} = 0$ , eqs. 11,12 (equivalently  $\bar{\omega} = 0$ , eq. 24, since  $\tilde{X}_t(\tilde{\omega} = 0)$  vanishes by symmetry). With the form eq. 32 for  $\mathcal{P}(\tilde{\mathcal{E}}_I)$ , eq. 31 is readily evaluated to give

$$F(\tilde{\Delta}_I) = \frac{1}{\sqrt{1 - \tilde{\Delta}_I \frac{[\tilde{\eta} + \tilde{\Delta}_t]}{\Gamma}}} \sqrt{\frac{\kappa}{\pi}} \frac{1}{\tilde{\Delta}_I^{\frac{3}{2}}} \exp\left[-\kappa\left(\frac{1}{\tilde{\Delta}_I} - \frac{[\tilde{\eta} + \tilde{\Delta}_t]}{\Gamma}\right)\right] \quad (34)$$

for  $0 \leq \tilde{\Delta}_I < \Gamma/(\tilde{\eta} + \tilde{\Delta}_t)$  (and zero otherwise), where

$$\kappa = \frac{\Gamma(\tilde{\eta} + \tilde{\Delta}_t)}{2\lambda^2} \quad (35)$$

is thus defined. Eq. 34 encompasses both the MBL and delocalized regimes. We now consider them separately.

### A. MBL regime

In the MBL regime  $y = \tilde{\Delta}_I/\tilde{\eta}$  is finite, so one considers its distribution  $\tilde{F}(y) = \tilde{\eta} F(\tilde{\eta} y)$  (sec. III). Since  $\tilde{\eta} = 0+$ , eq. 34 then gives

$$\tilde{F}(y) = \sqrt{\frac{\tilde{\kappa}}{\pi}} \frac{1}{y^{\frac{3}{2}}} \exp\left(-\frac{\tilde{\kappa}}{y}\right) \quad : \quad y = \frac{\tilde{\Delta}_I}{\tilde{\eta}} \quad (36)$$

(holding for all  $y \in (0, \infty)$ ), where (eq. 35)

$$\tilde{\kappa} = \frac{\kappa}{\tilde{\eta}} = \frac{\Gamma}{2\lambda^2} \left(1 + \frac{\tilde{\Delta}_t}{\tilde{\eta}}\right). \quad (37)$$

Eq. 37 is precisely a Lévy distribution, with a characteristic long tail  $\propto y^{-3/2}$ , such that all moments of  $y$  diverge. For the reasons explained in sec. III, this is a physically natural form for the distribution of  $\tilde{\Delta}_I/\tilde{\eta}$  in the MBL phase. We will compare this behavior to results obtained by exact diagonalization in sec. VI (where none of the approximations entering the mean-field theory are made).

Next we impose self-consistency on the geometric mean (eq. 22). From the normalized  $\tilde{F}(y)$  eq. 36, the average  $\langle \ln(\tilde{\Delta}_I/\tilde{\eta}) \rangle = \int_0^\infty dy \tilde{F}(y) \ln y$  follows,

$$\left\langle \ln\left(\frac{\tilde{\Delta}_I}{\tilde{\eta}}\right) \right\rangle = \ln \tilde{\kappa} - \frac{4}{\sqrt{\pi}} \int_0^\infty dx \ln x e^{-x^2} \quad (38a)$$

$$= \ln(4\tilde{\kappa}) + \gamma \quad : \quad \gamma = 0.577216.. \quad (38b)$$

with  $\gamma$  the Euler-Mascheroni constant. Imposing  $\ln(\tilde{\Delta}_t/\tilde{\eta}) = \langle \ln(\tilde{\Delta}_I/\tilde{\eta}) \rangle$  (eq. 22) gives  $\tilde{\Delta}_t/\tilde{\eta} = 4e^\gamma \tilde{\kappa}$ , with

$\tilde{\kappa}$  given by eq. 37. Hence the self-consistency condition  $y_t = [2e^\gamma \Gamma / \lambda^2](1 + y_t)$  for  $y_t = \tilde{\Delta}_t / \tilde{\eta}$  ( $\geq 0$ ); yielding

$$\frac{\tilde{\Delta}_t}{\tilde{\eta}} = T[1 - T]^{-1} \quad : \quad T \leq 1 \quad (39)$$

with  $T(\geq 0)$  defined by

$$T = \frac{2e^\gamma \Gamma}{\lambda^2} = \frac{2e^\gamma \bar{Z} t^2}{(\lambda \mu_E)^2}. \quad (40)$$

Note that  $\Gamma$  (eq. 28) and  $\lambda$  (eq. 33) are finite as  $N \rightarrow \infty$  (with  $\bar{Z}$  and  $\mu_E^2$  each  $\propto N$ ), whence  $T$  remains bounded in the thermodynamic limit. Since  $\tilde{\Delta}_I / \tilde{\eta}$  is non-negative and finite with probability one throughout the MBL phase, eq. 39 shows that the phase is self-consistent only for  $T < 1$ . The transition to delocalization from the MBL phase thus occurs as  $T \rightarrow 1^-$ , where  $\tilde{\Delta}_t / \tilde{\eta} \sim [1 - T]^{-s}$  diverges with an exponent of unity (fig. 2).

The mean-field transition criterion  $T = 1$  will be considered further below. Here we simply note that  $\Gamma$  (eq. 28),  $\lambda$  (eq. 33), and hence  $T$ , are invariant under  $\nu \leftrightarrow (1 - \nu)$ . Filling fractions  $\nu$  ( $= N_e / N$ ) and  $(1 - \nu)$  are thus equivalent; as required physically, and reflecting the invariance of  $H$  under a particle-hole transformation.

The self-consistent  $\tilde{\kappa}$  entering the Lévy distribution eq. 36 follows from eqs. 37, 39, 40 as

$$\tilde{\kappa} = \frac{1}{4e^\gamma} \frac{\tilde{\Delta}_t}{\tilde{\eta}} = \frac{1}{4e^\gamma} \frac{T}{1 - T}. \quad (41)$$

It sets the scale for the emergence of the  $\sim y^{-3/2}$  tails characteristic of the distribution, which arise (eq. 36) for  $y \gg \tilde{\kappa}$ , and get pushed to progressively larger  $y$ -values on approaching the transition  $T \rightarrow 1^-$ .

More importantly, note that the Lévy distribution for  $y = \tilde{\Delta}_I / \tilde{\eta}$  can be written in the one-parameter scaling form

$$\tilde{F}(y) = \frac{1}{c\tilde{\kappa}} f_L\left(\frac{y}{c\tilde{\kappa}}\right) = \frac{1}{c\tilde{\kappa}} f_L(x) \quad (42a)$$

$$f_L(x) = \frac{1}{\sqrt{\pi c} x^{\frac{3}{2}}} \exp\left(-\frac{1}{cx}\right) \quad : \quad x = \frac{y}{c\tilde{\kappa}}, \quad (42b)$$

with  $c$  an arbitrary constant (independent of the physical parameters); and with  $f_L(x)$  – the probability density of  $x = y / (c\tilde{\kappa})$  – dependent solely on  $x$ . If e.g.  $c = 4e^\gamma$  is chosen (with  $\gamma$  again Euler's constant), then since the geometric mean of eq. 36 is  $y_t = 4e^\gamma \tilde{\kappa}$ , eq. 42 reads  $\tilde{F}(y) = y_t^{-1} f_L(x)$  with  $f_L(x)$  the probability density of  $x \equiv y / y_t$ . The central point here is that all Lévy distributions can be scaled onto each other, with  $f_L(x)$  as such characteristic of the *entire* MBL phase. We return to this important point when considering numerical results in sec. VI.

## B. Delocalized regime

In a delocalized regime  $\tilde{\Delta}_I$  (and hence  $\tilde{\Delta}_t$ ) is finite, and since  $\tilde{\eta} = 0+$  eq. 34 for  $F(\tilde{\Delta}_I)$  thus reduces to

$$F(\tilde{\Delta}_I) = \sqrt{\frac{\kappa}{\pi}} \frac{1}{\tilde{\Delta}_I^{\frac{3}{2}}} \exp\left(-\frac{\kappa}{\tilde{\Delta}_I}\right) \times \frac{1}{\sqrt{1 - \tilde{\Delta}_I \frac{\tilde{\Delta}_t}{\Gamma}}} \exp\left(\kappa \frac{\tilde{\Delta}_t}{\Gamma}\right) \quad (43)$$

with  $\kappa = \Gamma \tilde{\Delta}_t / (2\lambda^2)$ . This is the product of a Lévy distribution (in  $\tilde{\Delta}_I$  itself), times a contribution that is integrably divergent as the upper limit  $\tilde{\Delta}_I = \Gamma / \tilde{\Delta}_t$  of the distribution is approached (that limit acting as a cutoff to the Lévy tail).

To determine  $\ln \tilde{\Delta}_t = \langle \ln \tilde{\Delta}_I \rangle$  self-consistently it is more economical to work directly with eqs. 31, 32 for  $F(\tilde{\Delta}_I)$ ; from which (with  $\tilde{\eta} = 0$  and  $\bar{\omega} = 0$ ),

$$\langle \ln \tilde{\Delta}_I \rangle = \frac{1}{\sqrt{2\pi\lambda}} \int_{-\infty}^{\infty} dx e^{-\frac{x^2}{2\lambda^2}} \ln \left[ \frac{\Gamma \tilde{\Delta}_t}{x^2 + \tilde{\Delta}_t^2} \right] \quad (44a)$$

$$= \frac{2}{\sqrt{\pi}} \int_0^{\infty} dy e^{-y^2} \ln \left[ \frac{\Gamma \tilde{\Delta}_t}{2\lambda^2 y^2 \left(1 + \frac{\tilde{\Delta}_t^2}{2\lambda^2 y^2}\right)} \right] \quad (44b)$$

Hence (noting eqs. 38)

$$\begin{aligned} \ln \tilde{\Delta}_t &= \ln \left[ \frac{2e^\gamma \Gamma}{\lambda^2} \tilde{\Delta}_t \right] \\ &- \frac{2}{\sqrt{\pi}} \int_0^{\infty} dy \exp(-y^2) \ln \left( 1 + \frac{\tilde{\Delta}_t^2}{2\lambda^2 y^2} \right) \end{aligned} \quad (45)$$

where the first term is recognized (eq. 40) as being  $\ln(T\tilde{\Delta}_t)$ . The low- $\tilde{\Delta}_t$  behavior of the integral in eq. 45 is

$$\int_0^{\infty} dy \exp(-y^2) \ln \left( 1 + \frac{x}{y^2} \right) \stackrel{x \rightarrow 0^+}{\sim} \pi \sqrt{x} - \sqrt{\pi} x + \mathcal{O}(x^{\frac{3}{2}}).$$

Eq. 45 thus yields the self-consistency condition for  $\tilde{\Delta}_t$  in the delocalized phase close to the transition,

$$\tilde{\Delta}_t \stackrel{\tilde{\Delta}_t \rightarrow 0^+}{\sim} T \tilde{\Delta}_t \left( 1 - \frac{\sqrt{2\pi}}{\lambda} \tilde{\Delta}_t + \frac{[1 + \pi]}{\lambda^2} \tilde{\Delta}_t^2 + \mathcal{O}(\tilde{\Delta}_t^3) \right).$$

Since  $\tilde{\Delta}_t \geq 0$  necessarily, this has a non-trivial solution only for  $T \geq 1$ , given to leading order by

$$\tilde{\Delta}_t \stackrel{T \rightarrow 1^+}{\sim} \frac{\lambda}{\sqrt{2\pi} T} [T - 1]^s \quad : \quad s = 1. \quad (46)$$

The transition approached from the delocalized phase thus occurs (as it ought) at the same point  $T = 1$  as the approach to it from the MBL phase; and  $\tilde{\Delta}_t$  vanishes as  $T \rightarrow 1+$  with the same exponent,  $s = 1$ , with which  $\tilde{\Delta}_t / \tilde{\eta}$  diverges as the transition is approached from the MBL side (eq. 39).

Throughout the delocalized phase more generally, the self-consistent  $\tilde{\Delta}_t$  is obtained numerically. One further



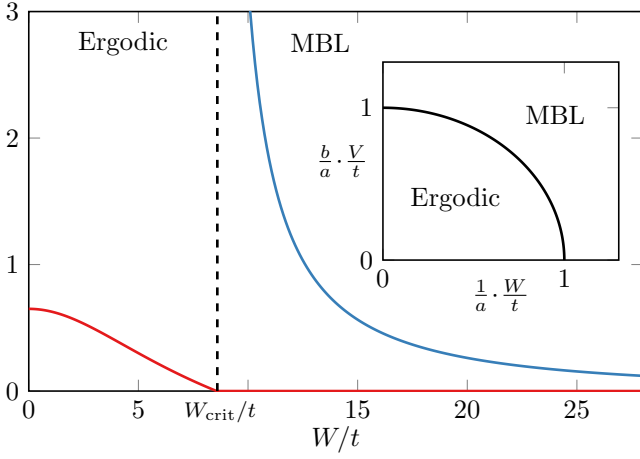


FIG. 2. Evolution with disorder ( $W/t$ ) of the self-consistent mean-field  $\tilde{\Delta}_t$  (delocalized/ergodic phase) and  $\tilde{\Delta}_t/\tilde{\eta}$  (MBL phase), for the band center  $\tilde{\omega} = 0$ . Shown for a box site-energy distribution, for  $d = 1$  at half-filling with  $V/t = 2$ . The dashed line indicates the transition point. *Inset*: Mean-field phase diagram in the  $(W/t, V/t)$ -plane (with constants  $a, b$  given by eq. 47). Discussion in text.

limit is however readily extracted. As the width,  $\lambda$ , of the distribution of  $\tilde{\mathcal{E}}_I$  (eq. 32) vanishes,  $F(\tilde{\Delta}_I) \rightarrow \delta(\tilde{\Delta}_I - \tilde{\Delta}_t)$  tends to a  $\delta$ -distribution. In this case eq. 44a gives  $\ln \tilde{\Delta}_t = \langle \ln \tilde{\Delta}_I \rangle = \ln(\Gamma/\tilde{\Delta}_t)$ , and hence

$$\tilde{\Delta}_t \xrightarrow{\lambda \rightarrow 0} \sqrt{\Gamma} = \frac{t}{\sqrt{t^2 + \frac{1}{2d}\langle \epsilon^2 \rangle + \frac{1}{2}\nu(1-\nu)V^2}} \sim 1$$

(using eq. 28 for  $\Gamma$ ). This is just the small  $\lambda$  limit of the Fermi golden rule behavior (see eq. 19).<sup>79</sup>

The behavior considered above and in sec. V A is exemplified in fig. 2, showing the evolution of  $\tilde{\Delta}_t$  and  $\tilde{\Delta}_t/\tilde{\eta}$  (for the MBL phase) with disorder,  $W/t$ . Results are shown for the box site-energy distribution  $P(\epsilon) = \theta(\frac{W}{2} - |\epsilon|)$  (for which  $\langle \epsilon^2 \rangle = W^2/12$ ), and for  $d = 1$  at half-filling with interaction  $V/t = 2$ .

Now consider further the simple mean-field transition criterion, viz.  $T = 1$  with  $T$  given by eq. 40. From eqs. 40,33,28 (with  $\langle \epsilon^2 \rangle = W^2/12$  as above),

$$T = \frac{a^2}{1 + b^2(\frac{V}{W})^2} \left[ \frac{t}{W} \right]^2 \quad (47)$$

$$: a = 4e^{\gamma/2}\sqrt{3d} \simeq 9.2\sqrt{d}, \quad b = 2\sqrt{3\nu(1-\nu)d}$$

Defining  $x = W/at$  and  $y = bV/at$ , the condition  $T < 1$  for MBL states is  $y^2 > 1 - x^2$ . The resultant phase boundary is shown in fig. 2 (inset), and the following points should be noted. (1) A transition arises for all space dimension  $d$ , including for the non-interacting limit  $V = 0$ . The latter is of course wrong for  $d = 1, 2$ ; but is as expected from a mean-field theory, which may handle adequately generic behavior above a lower critical dimension but not below it. (2) As seen from the  $V$ -dependence

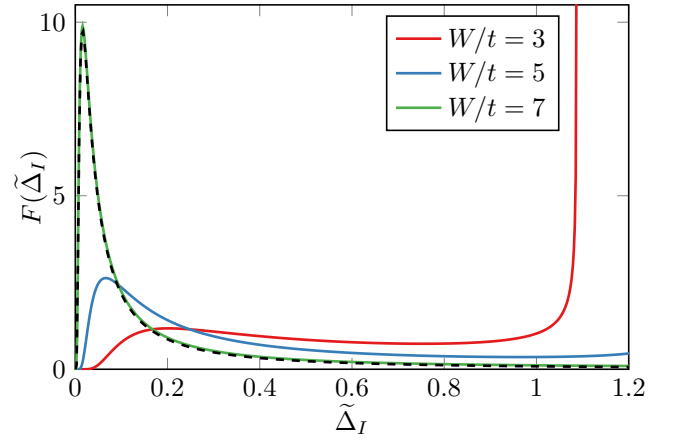


FIG. 3. Mean-field  $F(\tilde{\Delta}_I)$  vs  $\tilde{\Delta}_I$  (eq. 43) in the delocalized phase; for the same parameters as figs. 1,2 and shown for  $W/t = 3, 5, 7$  ( $W_{\text{crit}}/t \simeq 8.6$ ). With increasing disorder, while remaining in the delocalized phase, a Lévy form for  $F(\tilde{\Delta}_I)$  emerges (shown for the  $W/t = 7$  case, dashed line). Discussion in text.

of the phase boundary in fig. 2 inset, increasing the interaction for given, sufficiently low disorder, eventually drives the system to an MBL phase, as one anticipates physically (interactions effectively self-generate disorder in the distribution of  $\{\mathcal{E}_I\}$ <sup>80</sup>). This is indeed as found by exact diagonalization<sup>26</sup> (although a transition occurring at a finite- $V/t$  as the disorder vanishes, rather than e.g. as  $V/t \rightarrow \infty$ , is presumably an artifact of the theory). (3) The transition for  $d = 1$  at half-filling and for  $V/t = 2$  occurs at  $W/t \simeq 8.6$ . As mentioned earlier, a range of exact diagonalization studies for these parameters estimate the MBL transition to occur for  $W/t$  in the range  $\sim 12$ – $16$ ,<sup>7,8,12,28,32</sup> so the mean-field estimate appears not wildly out of line.

Finally here, we comment briefly on the mean-field distribution  $F(\tilde{\Delta}_I)$  in the delocalized phase. From eq. 43, this is the product of a Lévy distribution (in  $\tilde{\Delta}_I$  itself), times a factor that is integrably divergent as the upper limit  $\tilde{\Delta}_I = \Gamma/\tilde{\Delta}_t$  of the distribution is approached (and which in passing we add can be shown to generate  $F(\tilde{\Delta}_I) \rightarrow \delta(\tilde{\Delta}_I - \tilde{\Delta}_t)$  as  $\lambda \rightarrow 0$ , mentioned above). Here we simply note from eq. 43 that the Lévy contribution itself (whose mode occurs at  $\tilde{\Delta}_I = 2\kappa/3$ ) is ‘well formed’ in an obvious sense if  $\tilde{\Delta}_I \gg \kappa = (\Gamma/2\lambda^2)\tilde{\Delta}_t \propto \tilde{\Delta}_t$ , while the factor  $[1 - \tilde{\Delta}_I(\tilde{\Delta}_t/\Gamma)]^{-1/2}$  is unity for practical purposes provided  $\tilde{\Delta}_I \ll \Gamma/\tilde{\Delta}_t \propto 1/\tilde{\Delta}_t$ . On approaching the transition where  $\tilde{\Delta}_t \rightarrow 0$ , one thus expects to see the emergence of Lévy behavior in  $F(\tilde{\Delta}_I)$  over an increasingly wide range of  $\tilde{\Delta}_I$ ; as illustrated in fig. 3, from which Lévy-like behavior is seen to emerge reasonably far into the delocalized phase. We return to this when considering exact diagonalization results in sec. VI B.

### 1. Energy dependence

While we have focused above on the center of the eigenvalue spectrum,  $\tilde{\omega} = (\omega - \bar{E})/\mu_E = 0$ , the analysis can naturally be extended to  $\tilde{\omega} \neq 0$ . We comment on it briefly. In this case the real part  $\tilde{X}_t(\tilde{\omega}) = \text{Re}\tilde{S}_t(\tilde{\omega})$  no longer vanishes by symmetry, and is related to  $\tilde{\Delta}_t(\tilde{\omega}) = -\text{Im}\tilde{S}_t(\tilde{\omega})$  by the Hilbert transform  $\pi\tilde{S}_t(\tilde{\omega}) = \int_{-\infty}^{\infty} d\tilde{\omega}' \tilde{\Delta}_t(\tilde{\omega}')/(\tilde{\omega}^+ - \tilde{\omega}')$ ; thus determining the  $\tilde{\omega}$ -dependence of  $\tilde{\omega} = \tilde{\omega} - \tilde{X}_t(\tilde{\omega})$  (eq. 24), and hence of the general probability density eq. 31 for  $F(\tilde{\Delta}_I) \equiv F(\tilde{\Delta}_I; \tilde{\omega})$ . Results arising mirror those obtained above for  $\tilde{\omega} = 0$ . In the MBL phase for example, the self-consistent  $\tilde{\Delta}_t(\tilde{\omega})/\tilde{\eta}$  has the same form as 39, viz.

$$\frac{\tilde{\Delta}_t(\tilde{\omega})}{\tilde{\eta}} = T(\tilde{\omega})[1 - T(\tilde{\omega})]^{-1} \quad : \quad T(\tilde{\omega}) \leq 1 \quad (48)$$

with  $T(\tilde{\omega}) < 1$  for the MBL phase to be self-consistent, and  $T(\tilde{\omega}) = T(-\tilde{\omega})$ . The transition for energy  $\tilde{\omega}$  thus occurs as  $T(\tilde{\omega}) \rightarrow 1-$ . This condition determines the mobility edges,  $\tilde{\omega}_{\pm} = \pm\tilde{\omega}_m$ , separating regions of localized and delocalized states.  $T(\tilde{\omega})$  is readily shown to be of form

$$T(\tilde{\omega}) = T(0) \exp(-I(\tilde{\omega})) \quad (49)$$

with  $T(0) = 2e^{\gamma}\Gamma/\lambda^2$  the band center result (eq. 40),  $I(\tilde{\omega}) \xrightarrow{\tilde{\omega} \rightarrow 0} \alpha\tilde{\omega}^2 + \mathcal{O}(\tilde{\omega}^4)$  (with  $\alpha > 0$  a constant  $\mathcal{O}(1)$ ); and with  $I(\tilde{\omega}) = I(-\tilde{\omega})$  more generally an increasing function of  $|\tilde{\omega}|$  from the band center  $\tilde{\omega} = 0$ , whence  $T(\tilde{\omega})$  decreases with  $|\tilde{\omega}|$ . Band center states are thus the last to become MBL with increasing disorder, and resultant mobility-edge trajectories in the  $(W/t, \tilde{\omega})$ -plane accordingly have the expected characteristic ‘D-shape’.<sup>32</sup> Note that since the mobility edges open up continuously on decreasing disorder  $W$  below the critical value for band center delocalization, they thus occur at finite values of  $\tilde{\omega}_m \equiv (\omega_m - \bar{E})/\mu_E$ ; i.e. for  $\omega_m - \bar{E} \propto \sqrt{N}$  (since  $\mu_E \propto \sqrt{N}$ ), as pointed out on general grounds in [59].

## VI. NUMERICAL RESULTS

Results obtained by exact diagonalization (ED) are now considered, for a  $d = 1$  open chain with site-energy distribution  $P(\epsilon) = \theta(\frac{W}{2} - |\epsilon|)$ . While other parameter regimes have been studied, here we consider explicitly half-filling ( $\nu = 1/2$ ) with interaction  $V/t = 2$ , and for states at the band center  $\tilde{\omega} = 0$ .<sup>81</sup>; for which the MBL transition occurs for  $W/t \sim 12-16$ .<sup>7,8,12,28,32</sup>

Since our main aim is to determine the probability distributions of the  $\tilde{\Delta}_I$  (or  $\tilde{\Delta}_I/\tilde{\eta}$ ), and their evolution with disorder  $W/t$ , we first describe how these are calculated for finite-size systems. The self-energy  $\tilde{S}_I(\tilde{\omega})$  – in its entirety (rather than e.g. at truncated RPS level) – is

defined via the inverse of the local propagator  $\tilde{G}_I(\tilde{\omega})$ , eq. 15; from which  $\tilde{\Delta}_I(\tilde{\omega}) = -\text{Im}\tilde{S}_I(\tilde{\omega})$  follows,

$$\begin{aligned} \tilde{\Delta}_I(\tilde{\omega}) &= \text{Im}\left(\frac{1}{\tilde{G}_I(\tilde{\omega})}\right) - \tilde{\eta} \\ \tilde{G}_I(\tilde{\omega}) &= \sum_n \frac{|A_{nI}|^2}{\tilde{\omega} + i\tilde{\eta} - \tilde{E}_n} \end{aligned} \quad (50)$$

(where  $\tilde{\eta} = \eta/\mu_E$ ). To obtain  $\tilde{\Delta}_I(\tilde{\omega})$ , in principle one considers<sup>64</sup> first the thermodynamic limit  $N \rightarrow \infty$ , followed by  $\eta \rightarrow 0+$ . For any finite-size system, however – where the eigenfunction amplitudes  $A_{nI}$  (eq. 4) are obtained from ED – the thermodynamic limit obviously cannot be taken, whence in turn  $\eta$  cannot be set to zero from the outset. This just reflects the fact that any finite-size system, no matter how large, strictly speaking has a discrete eigenvalue spectrum. The smallest typical energy scale in that spectrum is however the eigenvalue spacing  $[N_{\mathcal{H}}D(\omega)]^{-1}$ , and it is an  $\eta$  of this order that should be considered in finite- $N$  calculations (which amounts simply to regularizing the  $\delta$ -functions in e.g.  $D(\omega) = N_{\mathcal{H}}^{-1} \sum_n \delta(\omega - E_n)$ , replacing them by Lorentzians of halfwidth  $\eta$ ). We thus take  $\eta = [N_{\mathcal{H}}D(\omega)]^{-1}$ , and hence  $\tilde{\eta} = [N_{\mathcal{H}}\tilde{D}(\tilde{\omega})]^{-1}$  with  $\tilde{D}(\tilde{\omega})$  the standard normal DoS eq. 12, i.e.

$$\tilde{\eta} = \frac{1}{N_{\mathcal{H}}\tilde{D}(\tilde{\omega})} \stackrel{\tilde{\omega}=0}{=} \frac{\sqrt{2\pi}}{N_{\mathcal{H}}} \quad (51)$$

such that  $\tilde{\eta} \propto 1/N_{\mathcal{H}} \sim e^{-cN}$  is exponentially small in the number of sites  $N$ . We have taken the  $\sqrt{2\pi}$  prefactor indicated in eq. 51 (but have naturally confirmed that results are insensitive to this choice).

With the procedure sketched, the distributions are determined by averaging over disorder realizations and FS sites; with  $F(\tilde{\Delta}_I)$  the probability density, over an ensemble of disorder realizations, that any site has a particular value of  $\tilde{\Delta}_I$ . Calculations are for system sizes  $N = 10-16$  ( $N_{\mathcal{H}} \sim 250-13000$ ), with 5000 disorder realizations typically sampled for all but the highest  $N = 16$ .

These distributions *per se* will be considered in the following sections. But first (fig. 4) we give an overview of the resultant geometric mean  $\tilde{\Delta}_t$  of  $F(\tilde{\Delta}_I)$ , and its evolution with disorder  $W/t$  and system size  $N$ . As a relevant comparator, the inset to fig. 4 shows a measure often used to distinguish localized from delocalized states;<sup>5,7,26,32,34,44</sup> viz. the ratio of consecutive eigenvalue spacings,  $r_n = \min(\delta_n, \delta_{n-1})/\max(\delta_n, \delta_{n-1})$  where  $\delta_n = E_{n+1} - E_n$  (with  $E_n$  the ordered eigenvalues). The mean ratio  $r$  vs  $W/t$  is shown, for states in the immediate vicinity of the band center and  $N = 12-16$ . For the Gaussian orthogonal ensemble (GOE) characteristic of extended states  $r_{\text{GOE}} = 0.53..$ , while for Poissonian statistics appropriate to the MBL phase,  $r_{\text{Pois}} = 0.38..$ <sup>5,82</sup> In the extended regime sufficiently below the critical disorder,  $r$  increases with increasing  $N$  for given  $W/t$  (and for low enough disorder has effectively reached the GOE limit).

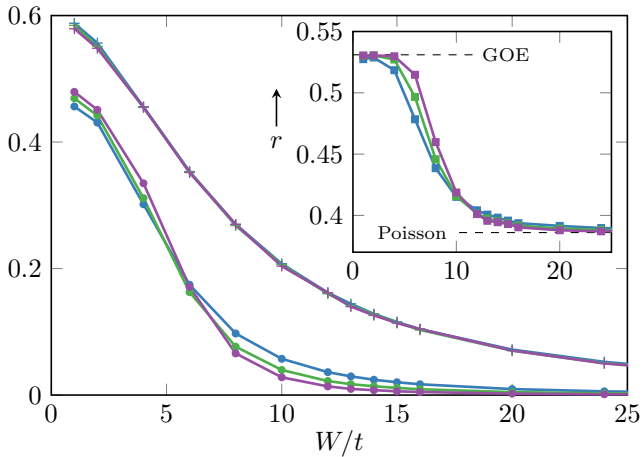


FIG. 4. Geometric mean  $\tilde{\Delta}_t$  (circles) of  $F(\tilde{\Delta}_I)$  vs disorder  $W/t$ , for system sizes  $N = 12$  (blue), 14 (green), 16 (purple). Arithmetic means  $\langle \tilde{\Delta}_I \rangle$  (crosses) for the same sizes are also shown (as in fig. 1), and are well converged in  $N$  by  $N \simeq 12$ . Inset: Mean ratio  $r$  (squares) of consecutive eigenvalue spacings vs  $W/t$  for the same system sizes. Discussion in text.

In the MBL regime by contrast  $r$  shows the reverse trend, decreasing with increasing  $N$  towards the Poisson limit. In between is a continuous crossover, as expected for finite-size systems. The data are clearly consistent with the occurrence of the MBL transition (whose existence is not in doubt<sup>39</sup>), though to gauge the critical  $W/t$  with some confidence requires larger system sizes coupled with a finite-size scaling analysis. This has been done<sup>32</sup> for system sizes up to an impressive  $N = 22$ , leading to an estimate of the critical  $W/t \simeq 14.9$  (rather larger than naive inspection of the raw data might suggest).

The main part of fig. 4 shows corresponding results for the  $W/t$ - and  $N$ -dependence of the geometric mean  $\tilde{\Delta}_t = \exp(\langle \ln \tilde{\Delta}_I \rangle)$ ; together with those for the arithmetic mean  $\langle \tilde{\Delta}_I \rangle (= \int d\tilde{\Delta}_I \tilde{\Delta}_I F(\tilde{\Delta}_I))$  discussed in sec. III (fig. 1). The same qualitative characteristics are seen for  $\tilde{\Delta}_t$  as for  $r$  above: for low enough disorder  $\tilde{\Delta}_t$  increases with increasing system size and ultimately tends to a finite limit (a geometric mean cannot exceed its arithmetic counterpart); while for larger  $W/t$  in the MBL phase the reverse behavior is seen, and it indeed appears likely that  $\tilde{\Delta}_t$  asymptotically vanishes with increasing  $N$ , as required for localized states. In between is once again an expected crossover behavior (which prevents us being credibly quantitative about the critical value of  $W/t$ ). Overall, as for  $r$ , the data for  $\tilde{\Delta}_t$  are likewise consistent with the occurrence of the MBL transition. Its behavior is however in marked contrast to that for the arithmetic mean  $\langle \tilde{\Delta}_I \rangle$  which, as discussed in sec. III, is well converged in  $N$  even by  $N = 12$ ; and, being non-zero in both the ergodic and MBL phases, does not discriminate between them.

We turn now to the numerically determined distributions of  $\tilde{\Delta}_I$  and  $\tilde{\Delta}_I/\tilde{\eta}$ , beginning with the MBL phase.

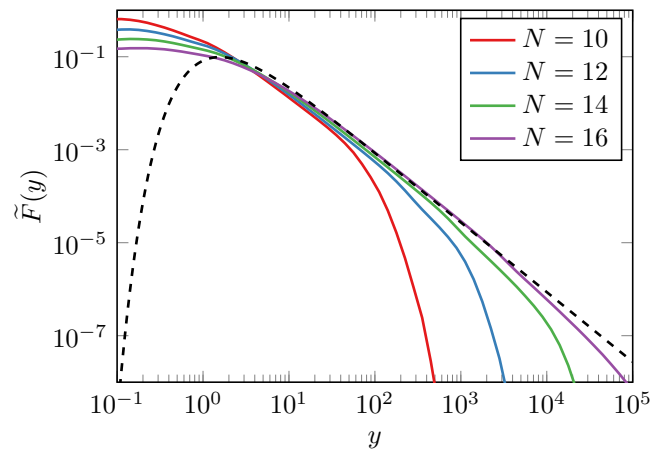


FIG. 5. Numerical results in the MBL phase for  $W/t = 20$ , showing the distribution  $\tilde{F}(y)$  vs  $y (= \tilde{\Delta}_I/\tilde{\eta})$ , for  $N = 10$  (red), 12 (blue), 14 (green) and 16 (purple). The dashed line is a fit of the  $N = 16$  results to a (full) Lévy distribution.

### A. MBL regime

Fig. 5 shows the distribution  $\tilde{F}(y)$  of  $y = \tilde{\Delta}_I/\tilde{\eta}$ , for fixed disorder strength  $W/t = 20$  and system sizes  $N = 10$ –16. For each  $N$ , a window of power-law tail behavior  $\propto y^{-3/2}$  occurs; illustrated e.g. by a fit for the  $N = 16$  data to a full Lévy distribution, which (eq. 36) has tails  $\propto y^{-3/2}$  (and captures the numerics rather well down to  $y \sim 1$ ). This power-law window extends up to an  $N$ -dependent cutoff  $y \sim \mathcal{O}(N\mathcal{H})$  (i.e.  $\tilde{\Delta}_I = \tilde{\eta}y \sim \mathcal{O}(1)$  since  $\tilde{\eta} \propto 1/N\mathcal{H}$ , eq. 51); beyond which the distribution falls off exponentially (itself considered in sec. VIA 1). With increasing  $N$  the power-law tails extend over an increasingly large  $y$ -range, which suggests  $\tilde{F}(y) \propto y^{-3/2}$  as the leading large- $y$  asymptotic behavior of  $\tilde{F}(y)$  in the thermodynamic limit  $N \rightarrow \infty$ , as arises from the mean-field approach of secs. IV,V. To investigate this we consider a one-parameter scaling ansatz of form

$$\tilde{F}(y) = \frac{1}{\alpha} f\left(\frac{y}{\alpha}\right), \quad (52)$$

with  $f(x = y/\alpha)$  independent of system size (such that all the  $N$ -dependence resides in  $\alpha$ ); and which scaling form also arises for a pure Lévy distribution (see eq. 42). With this ansatz the geometric mean  $y_t$  follows as  $y_t = \alpha x_t$ , where  $x_t = \exp(\int_0^\infty dx f(x) \ln x)$  is  $N$ -independent.  $\alpha$  is thus proportional to  $y_t$ ; and we choose  $\alpha = y_t$ , so  $f(x = y/\alpha)$  is the distribution of  $x \equiv y/y_t$ .

The resultant  $f(x)$  is shown in fig. 6, again for  $W/t = 20$ .  $f(x)$  now has  $x^{-3/2}$  tails that are common for each  $N$ , and which encompass an increasingly large  $x$ -range with increasing  $N$ . The limiting distribution can be estimated by extrapolating the  $N = 16$  data as an  $x^{-3/2}$  tail (and re-normalizing the distribution with the extrapolated tail in place). This is shown as the dashed line in fig. 6. The range of validity of this distribution is not moreover

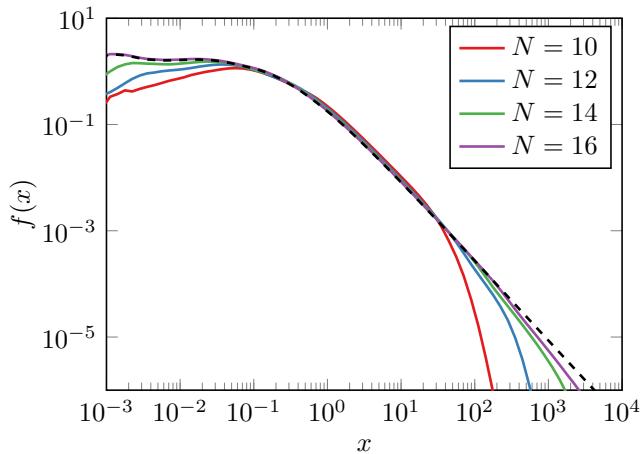


FIG. 6. The distribution  $f(x)$  vs  $x$  of  $x = y/y_t$  for  $W/t = 20$ , and  $N = 10$  (red), 12 (blue), 14 (green) and 16 (purple). The dashed line is the estimated large- $N$  limiting form of  $f(x)$ .

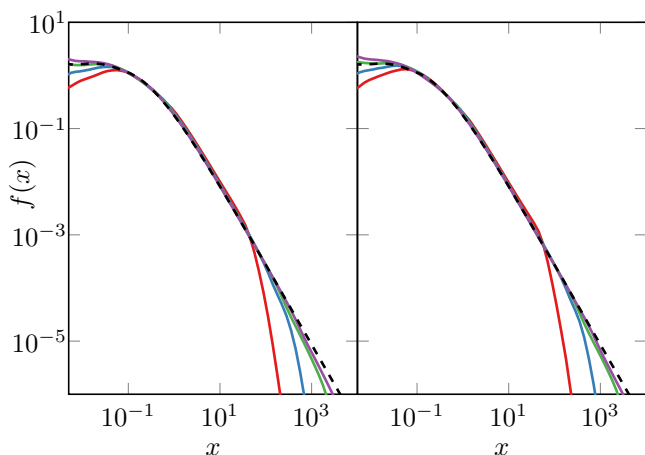


FIG. 7.  $f(x)$  vs  $x = y/y_t$  shown for  $W/t = 24$  (left panel), and 28 (right panel); again for  $N = 10$  (red), 12 (blue), 14 (green) and 16 (purple). The dashed line is the estimated limiting form of  $f(x)$  obtained from the  $W/t = 20$  results of fig. 6. Results shown are barely distinguishable from those for  $W/t = 20$  in fig. 6. See text for discussion.

confined to the power-law tail region, but extends down to  $x \simeq 10^{-1}$ ; since for the system sizes shown in fig. 6 the  $f(x)$  distributions are quite well converged in  $N$  for  $x \gtrsim 10^{-1}$ , which comprises the great majority ( $\sim 90\%$ ) of its weight. The dashed line shown is thus expected to capture the bulk of the limiting  $f(x)$  (although is not converged in  $N$  for  $x \lesssim 10^{-1}$ ).

The example above refers specifically to  $W/t = 20$ , but the same analysis can obviously be performed for  $W/t$  throughout the MBL phase. Results arising are illustrated in fig. 7, which in direct parallel to fig. 6 shows the  $f(x)$  determined for  $W/t = 24$  and 28; and includes also (dashed line) the estimated limiting  $f(x)$  distribution obtained from the  $W/t = 20$  results of fig. 6. As evident from figs. 7,6, the  $f(x)$  for these different  $W/t$

are scarcely distinguishable (as we have confirmed holds over a wide range of  $W/t$ , down to  $W/t \simeq 16$ ). In particular the limiting  $f(x)$  appears to be the same in all cases, attesting to its universality as a function characteristic of the *entire* MBL phase (as discussed in sec. V A, eq. 42, in regard to the pure Lévy distribution arising within the mean-field approach).

This universality of  $f(x)$  means (see eq. 52) that the *entire*  $y = \tilde{\Delta}_I/\tilde{\eta}$ -dependence of the distribution  $\tilde{F}(y)$  is encoded solely in a single quantity – its geometric mean  $\alpha = y_t$ , which thus contains all system size and  $W/t$  dependence. We have naturally investigated this, and find the following qualitative behavior. For any given system size  $N$ , increasing disorder  $W/t$  and thus moving further into the MBL phase leads to a progressive decrease in  $y_t$ . This is just as expected physically.

However on fixing  $W/t$  and progressively increasing the system size,  $\alpha = y_t$  does not appear to saturate (which the considerations of sec. V A imply it should); but grows progressively with  $N$  for the system sizes up to  $N = 16$  that can realistically be studied [ $\tilde{\Delta}_t$  and  $\tilde{\eta} \propto 1/N_{\mathcal{H}}$  each decrease with increasing  $N$  in the MBL phase, fig. 4, but  $y_t = \tilde{\Delta}_t/\tilde{\eta}$  itself increases over the accessible  $N$ -range]. The obvious question is why, and a plausible explanation would seem to be that the system sizes accessible in practice are not large enough to establish the convergence of  $y_t$ . But it is clearly desirable to have evidence for that. To this end we now consider the case of one-body localization (1BL), which in turn provides some further insight into the behavior of the MBL distributions shown in figs. 5-7.

#### 1. 1-body localization and back to MBL

It is natural to ask the same questions about 1BL ( $N_e = 1$ ,  $\nu = 1/N$ ), for in that case one can easily consider much larger system sizes  $N$  than for MBL.

For  $d=1$ , where all states are localized for any disorder, we calculate the distribution  $\tilde{F}(y)$  of  $y = \Delta_I/\eta$  ( $\equiv \tilde{\Delta}_I/\tilde{\eta}$ ) in direct parallel to the procedure above for the MBL case. With<sup>83</sup>  $\eta = [16t^2 + W^2]^{1/2}/N$  ( $:= \mu_E/N$  with  $\mu_E$  here simply defined), the  $\Delta_I/\eta$  are obtained via eq. 50 for states in the immediate vicinity of the band center. The scaling form eq. 52 holds in this case (as detailed below), and the value of  $N$  for which the geometric mean  $\alpha = y_t$  in practice saturates can be determined. This is illustrated in fig. 8, where the resultant  $N$ -dependence of  $y_t$  is shown for three different  $W/t = 1, 4, 8$  (as examples of ‘weak’, ‘moderate’ and ‘strong’ disorder). The results are striking. For  $W/t = 8$  the geometric mean is converged only for  $N \gtrsim 500$ . On decreasing disorder the corresponding value increases further, to  $N \gtrsim 4000$  for  $W/t = 4$ ; while for  $W/t = 1$ ,  $y_t$  converges for  $N$  in excess of  $10^4$ . In particular, for what in this context are comparatively small  $N \lesssim 100$ , the  $y_t$  are sharply increasing with  $N$  for all three disorder strengths. The geometric mean  $y_t$  (and hence the entire distribution  $\tilde{F}(y)$ ) does

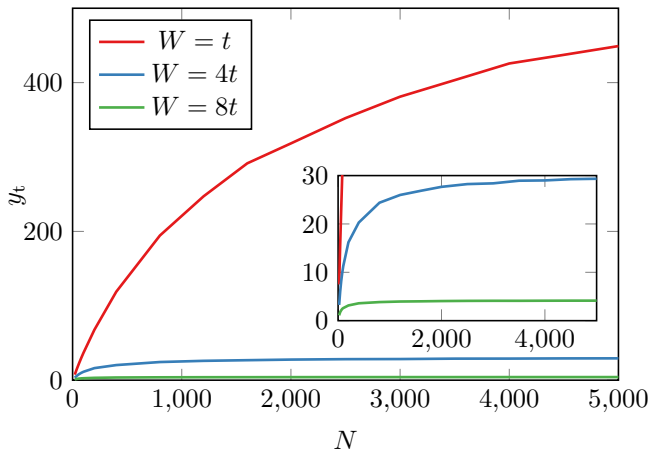


FIG. 8. For 1BL, geometric means  $y_t = \Delta_t/\eta$  vs system size  $N$  for  $W/t = 8$  (green), 4 (blue) and 1 (red).

then converge with increasing  $N$ , but the  $N$ -values for which this is reached in practice are far in excess of anything that can be handled in the MBL problem ( $N \lesssim 20$  or so); which seems consistent with the view that the system sizes that can be studied for MBL are not sufficient to reach the converged value of  $y_t$ , especially for disorder strengths close to the transition.

The full  $\tilde{F}(y)$  can in fact be obtained for the one-body  $d=1$  problem. In this case the probability distribution of the local density of states (LDoS) is known exactly in the thermodynamic limit;<sup>72</sup> specifically the distribution  $W(\rho_1)$  of  $\rho_1 = \rho/\langle\rho\rangle$ , with  $\rho$  the LDoS (at the given energy) and  $\langle\rho\rangle$  its disorder average. This is given<sup>72</sup> for arbitrary non-zero  $\eta$  (i.e. with Lorentzian broadening of width  $\eta$  for associated  $\delta$ -functions in the LDoS, as employed in our numerics), and is an inverse Gaussian distribution.<sup>84</sup>  $\Delta_I$  is proportional to the LDoS,  $\Delta_I = c\rho_1$  (with the constant  $c$  readily shown to be of order  $t$ ), so the distribution  $\tilde{F}(y)$  of  $y = \Delta_I/\eta$  follows as  $\tilde{F}(y) = \frac{\eta}{c}W(\frac{\eta y}{c})$  and is

$$\tilde{F}(y) = \sqrt{\frac{\xi}{\pi}} y^{-3/2} \exp\left[-\frac{\xi(\frac{\eta}{c}y - 1)^2}{y}\right] \quad (53)$$

(specifically with  $\xi = 4\tau c$  in weak disorder, and  $\tau$  the mean free time<sup>72</sup>). Since eq. 53 holds in the thermodynamic limit  $N \rightarrow \infty$ , the limit of  $\eta \rightarrow 0+$  may be taken with impunity, to give the desired limiting result for the full distribution  $\tilde{F}(y)$ . This is obviously

$$\tilde{F}(y) = \sqrt{\frac{\xi}{\pi}} y^{-3/2} \exp\left[-\frac{\xi}{y}\right] : \eta \rightarrow 0+, \quad (54)$$

which is precisely a Lévy distribution again.

Finite- $N$  numerics indeed show clear recovery of this behavior. Fig. 9 (upper panel) shows  $\tilde{F}(y)$  vs  $y$  for a wide range of system sizes from  $N = 20$  to 5000 (cf. fig. 5 for the corresponding MBL distributions), with the Lévy distribution very well captured by  $N \approx 5000$

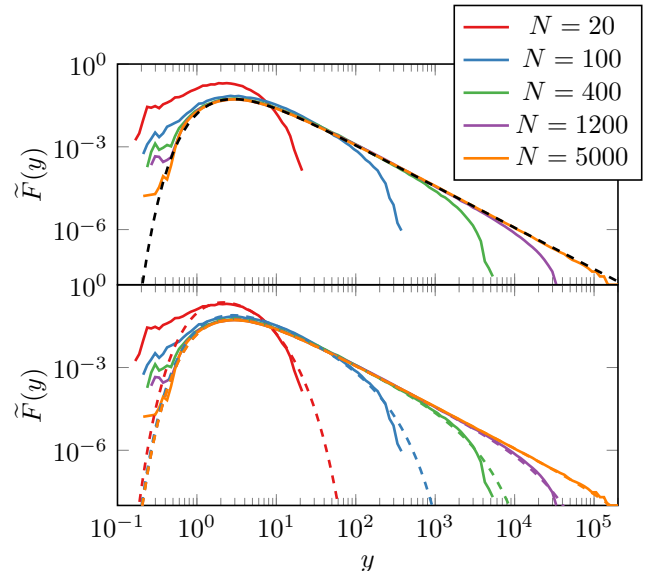


FIG. 9. *Upper panel:* For 1BL with  $W/t = 4$ , numerical distributions  $\tilde{F}(y)$  vs  $y (= \Delta_I/\eta)$ , for system sizes  $N$  ranging from  $N = 20$  to 5000 as indicated. The dashed line is a fit of the  $N = 5000$  results to a full Lévy distribution eq. 54. *Lower panel:* same data, showing fits (dashed lines) to the inverse Gaussian distribution eq. 53 appropriate to non-zero  $\eta$ , which clearly capture the departures from the leading Lévy tails. The same fit parameters ( $\xi$  and  $c$ ) were used throughout, the only  $N$ -dependence arising in  $\eta \propto 1/N$ .

across essentially the full six-decade  $y$ -range shown (save for the very lowest, which amounts to a negligible fraction of the distribution). As seen from the figure, the tails of the finite- $N$  distributions depart from Lévy form ( $\propto y^{-3/2}$ ) for  $y \sim \mathcal{O}(N)$  (i.e.  $\Delta_I = \eta y \sim \mathcal{O}(1)$ ), in direct parallel to the MBL numerics (fig. 5); beyond which the Lévy tails are exponentially damped. The latter  $N$ -dependent crossover should be captured by the inverse Gaussian form eq. 53, since it pertains to finite- $\eta$ . That it clearly does is shown in the lower panel of fig. 9; with the value of  $y$  at which the crossover begins moving to progressively larger values with increasing  $N$ , such that the Lévy distribution is recovered in the thermodynamic limit.

With the above in mind, it is natural to ask whether the finite- $N$  MBL numerics are similarly captured by the form eq. 53. This indeed appears to be the case, as shown in fig. 10 where the results of fig. 5 are again fit to an inverse Gaussian distribution (and which, though shown here for  $W/t = 20$ , is found to be representative of the MBL phase). While comparison to eq. 53 is at first sight a two-parameter fit (in  $\xi$ , and  $c$  or equivalently  $\tilde{c} = c/\mu_E$ ), note that if eq. 53 captures the data then the value of  $\tilde{c}$  is in practice known, because the mean value of  $y = \Delta_I/\eta = \tilde{\Delta}_I/\tilde{\eta}$  for the inverse Gaussian eq. 53 is  $\langle y \rangle = c/\eta = \tilde{c}/\tilde{\eta}$ , whence  $\tilde{c} = \langle \tilde{\Delta}_I \rangle$ . As shown in sec. III (fig. 1), the arithmetic mean  $\langle \tilde{\Delta}_I \rangle$  is well described by the Fermi golden rule result eq. 19 in the MBL regime; from



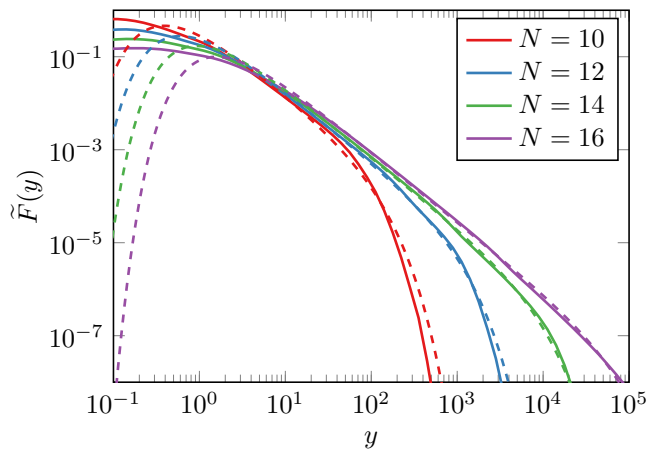


FIG. 10. Numerical MBL distributions  $\tilde{F}(y)$  vs  $y$  ( $= \tilde{\Delta}_I/\bar{\eta}$ ) for  $W/t = 20$ , and system sizes  $N = 10 - 16$  as indicated. Dashed lines show one-parameter fits to the inverse Gaussian distribution eq. 53, discussed in text.

which (together with eqs. 5,9 for  $\bar{Z}$ ,  $\mu_E$ )

$$\tilde{c} = \sqrt{\frac{\pi}{2}} \left[ 1 + \frac{1}{2}\nu(1-\nu)\left(\frac{V}{t}\right)^2 + \frac{1}{24}\left(\frac{W}{t}\right)^2 \right]^{-1} \quad (55)$$

for the band center  $\tilde{\omega} = 0$ . In the results shown in fig. 10 we have used this  $N$ -independent  $\tilde{c}$  (adding that it is found to be equally satisfactory for  $W/t \gtrsim 16$ ).

Despite the inevitably restricted range of  $N$  available, fig. 10 shows that the same essential characteristics are seen in the MBL data as for the 1BL case; giving further support to the result arising from the mean-field approach of secs. IV,V that the limiting  $\tilde{F}(y)$  in the MBL phase is a Lévy distribution, at least for the bulk of  $\tilde{F}(y)$  (the natural caveat again being the lowest  $y$ -values, convergence of which we believe lies well beyond the accessible  $N$ -range).

## B. Delocalized regime

In an extended regime it is as we have emphasized  $\tilde{\Delta}_I = \Delta_I/\mu_E$  (with  $\mu_E \propto \sqrt{N}$ ) which is perforce non-zero and finite in the thermodynamic limit, rather than  $\Delta_I$  itself. For the mean values  $\langle \tilde{\Delta}_I \rangle$  and  $\langle \Delta_I \rangle$ , fig. 1 shows the former to be well converged with system size for the modest  $N$ 's amenable to calculation; so in consequence  $\langle \Delta_I \rangle$  increases  $\propto \sqrt{N}$  (fig. 1 inset) for given  $W/t$ . An arithmetic mean is of course merely one reflection of a distribution. The evolution with system size and disorder of the geometric mean,  $\tilde{\Delta}_t$ , of  $\tilde{\Delta}_I$  has been considered in fig. 4; as found there, it is not yet converged within the available  $N$ -range even in the extended regime. This behavior is naturally reflected in the full distribution  $F(\tilde{\Delta}_I)$ , as illustrated in fig. 11 for  $W/t = 1$ , well inside the extended phase.  $F(\tilde{\Delta}_I)$  appears quite well converged in  $N$  for  $\tilde{\Delta}_I \gtrsim 1$ , but some  $N$ -dependence clearly remains for

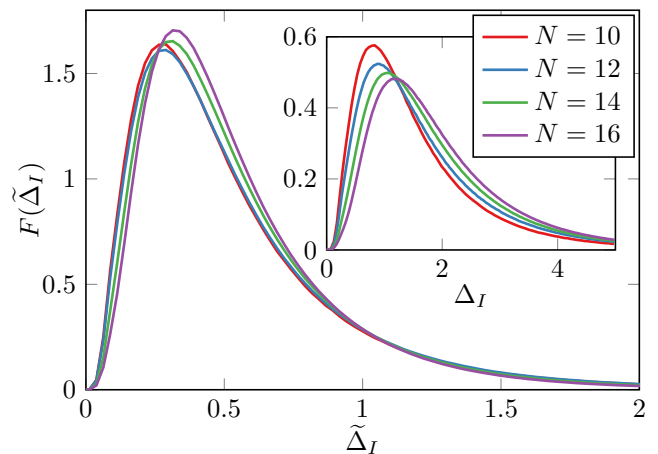


FIG. 11. Distributions  $F(\tilde{\Delta}_I)$  vs  $\tilde{\Delta}_I = \Delta_I/\mu_E$  for  $W/t = 1$  and system sizes  $N = 10$  (red), 12 (blue), 14 (green), 16 (purple). Inset: corresponding distributions for  $\Delta_I$ . See text for discussion.

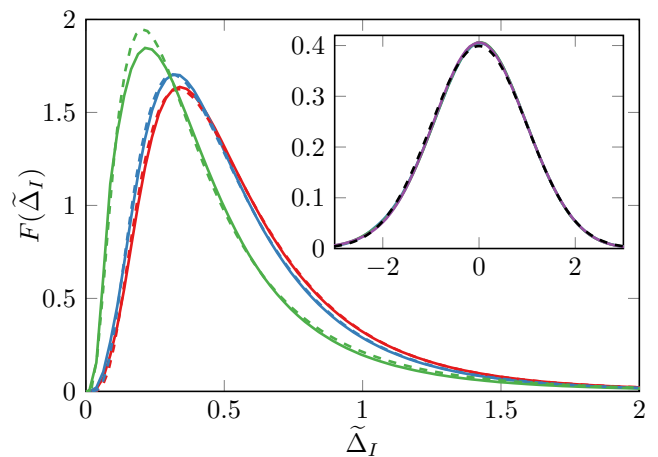


FIG. 12. Distributions  $F(\tilde{\Delta}_I)$  vs  $\tilde{\Delta}_I$  for  $W/t = 1$  (red), 2 (blue) and 4 (green), compared to fits (dashed lines) to the log-normal form eq. 56. Data for  $N = 16$ . Inset: For  $W/t = 2$ , convergence with increasing  $N$  of the distribution  $\mathcal{F}(x)$  of  $x = [\ln(\tilde{\Delta}_I/\tilde{\Delta}_t)]/\sigma$ , to a standard normal distribution (dashed line), shown for  $N = 12$  (blue), 14 (green), 16 (purple). Results for different  $N$  are practically indistinguishable.

lower values of  $\tilde{\Delta}_I$  (the distribution of  $\Delta_I$  by contrast shows clear  $N$ -dependence for all  $\Delta_I$ , fig. 11 inset, and as discussed above cannot converge as  $N \rightarrow \infty$ ).

$F(\tilde{\Delta}_I)$  sufficiently deep in the extended phase is in fact found to be of log-normal (LN) form,

$$F(\tilde{\Delta}_I) = \frac{1}{\sqrt{2\pi}\sigma} \frac{1}{\tilde{\Delta}_I} \exp\left(-\frac{[\ln(\tilde{\Delta}_I/\tilde{\Delta}_t)]^2}{2\sigma^2}\right) \quad (56)$$

(with  $\sigma^2$  the variance of  $\ln \tilde{\Delta}_I$ ). This is illustrated in fig. 12 where comparison of the numerical  $F(\tilde{\Delta}_I)$  to eq. 56 is shown for  $W/t = 1, 2, 4$  (with  $N = 16$ ), the data being well captured by the LN distribution for essentially all  $\tilde{\Delta}_I$  (including deep in the tails).

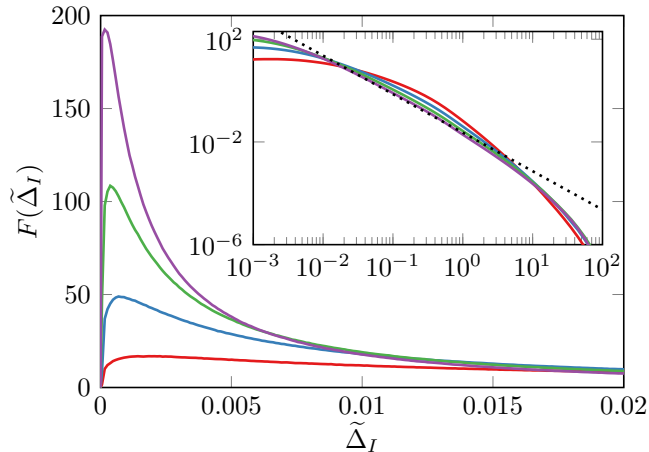


FIG. 13. Distributions  $F(\tilde{\Delta}_I)$  vs  $\tilde{\Delta}_I$  for  $W/t = 8$  (red), 10 (blue), 12 (green) and 14 (purple), with  $N = 16$ . *Inset*: same data on log-log scale, with the dotted line showing an emergent  $\tilde{\Delta}_I^{-3/2}$  component to the tail of  $F(\tilde{\Delta}_I)$ .

Further, given eq. 56 and defining  $x = [\ln(\tilde{\Delta}_I/\tilde{\Delta}_t)]/\sigma$ , its probability density  $\mathcal{F}(x)$  should then be of standard normal form  $\mathcal{F}(x) = [2\pi]^{-1/2} \exp(-x^2/2)$ . That the numerics indeed converge to this form with increasing system size  $N$  (and do so rapidly) is shown in the inset to fig. 12 for  $W/t = 2$ . Data for  $W/t = 1$  likewise scale cleanly onto this common form, although by  $W/t = 4$  slight departures from it arise, reflecting the further evolution of the distribution with increasing disorder in the extended phase (see below). The occurrence of an  $F(\tilde{\Delta}_I)$  of LN form for weak disorder seems physically intuitive; and although our simple mean-field approach yields a different form (eq. 43), the latter does capture qualitatively the long-tailed character of  $F(\tilde{\Delta}_I)$ , with a mode which diminishes with increasing disorder.

Consider now the evolution of  $F(\tilde{\Delta}_I)$  with further increasing disorder towards  $W/t = 12$  (the transition occurring between  $W/t \sim 12-16$ ,<sup>7,8,12,28,32</sup> probably closer to the upper part of it<sup>32</sup>). Fig. 13 shows the numerical  $F(\tilde{\Delta}_I)$  for  $W/t = 8, 10, 12, 14$ . The distributions remain unimodal and long-tailed, and with increasing disorder naturally become increasingly strongly peaked at progressively lower  $\tilde{\Delta}_I$ . The inset shows the same results on a log-scale, with emphasis as such on the behavior of the tails in  $F(\tilde{\Delta}_I)$ . From this, an intermediate regime of Lévy-like power-law behavior  $\propto \tilde{\Delta}_I^{-3/2}$  (dotted line) is seen to emerge with increasing disorder on approaching the transition from the extended side (as arises in the mean-field approach, sec. VB); the range of which grows in extent with increasing disorder, before ultimately crossing over to a slower decay.

To pursue this further, fig. 14 shows  $F(\tilde{\Delta}_I)$  for  $W/t = 12$ , on a log-scale in the main figure. The natural distribution to compare to the numerics is an inverse Gaussian

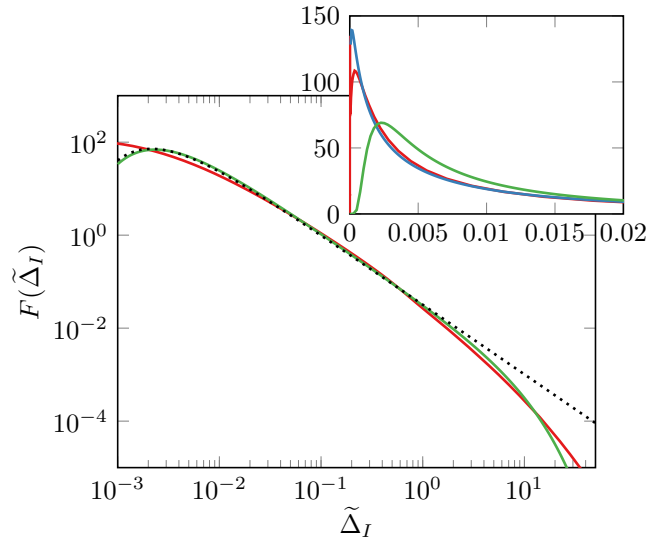


FIG. 14. For  $W/t = 12$ , numerical  $F(\tilde{\Delta}_I)$  vs  $\tilde{\Delta}_I$  (red line) for  $N = 16$ , on a log-log scale. Fits to both an inverse Gaussian (green line), and a Lévy distribution (dotted line) are shown. *Inset*: same data on a linear scale, showing also the fit to a LN distribution (blue line). Discussion in text.

for  $F(\tilde{\Delta}_I)$  itself, i.e.

$$F(\tilde{\Delta}_I) = \sqrt{\frac{\xi'}{\pi}} \tilde{\Delta}_I^{-3/2} \exp \left[ -\frac{\xi' (\frac{1}{\tilde{c}} \tilde{\Delta}_I - 1)^2}{\tilde{\Delta}_I} \right] \quad (57)$$

with  $\tilde{c} = \langle \tilde{\Delta}_I \rangle$  again fixed by eq. 55 (for the same reasons as given there); and which generates characteristic Lévy tails  $\propto \tilde{\Delta}_I^{-3/2}$ , before becoming exponentially damped. The inverse Gaussian is compared to numerical results in fig. 14 and seen in particular to capture well the tails of the distribution, including the departure from the clearly visible power-law tail of the corresponding pure Lévy distribution (eq. 57 with  $\tilde{c} \rightarrow \infty$ ), also shown (dotted line).

While the tail of  $F(\tilde{\Delta}_I)$  appears to be described by inverse Gaussian/Lévy, the bulk of the distribution resides at lower values of  $\tilde{\Delta}_I$ , as shown in the inset to fig. 14 on a linear scale; and which, as seen, is rather well captured by a LN distribution (blue line). The latter seems natural given the clear dominance of the LN form for lower disorder values (fig. 12); although in the tail region of  $F(\tilde{\Delta}_I)$  the LN distribution decays more rapidly than inverse Gaussian/Lévy, such that the overall  $\tilde{\Delta}_I$ -dependence of the distribution thus appears to involve a crossover between LN and inverse Gaussian/Lévy behaviors.

## VII. CONCLUDING REMARKS

In this paper we have considered many-body localization in the widely studied model of spinless fermions,<sup>5</sup> on a lattice of  $N \equiv L^d$  real-space sites. Here the problem has been studied directly from the perspective of the

underlying Fock-space lattice of many-body states; with FS sites coupled by single-fermion hoppings, such that a typical coordination number for a FS site is extensive in  $N$ . Such a perspective requires explanation of how an incipient divergence in the FS coordination number is effectively mitigated, such that an MBL phase even exists in the thermodynamic limit  $N \rightarrow \infty$ . Central to that end, innocuous though it may seem at first sight, has been the rescaling of energy in terms of the standard deviation of the eigenvalue spectrum  $\mu_E \propto \sqrt{N}$ .

Exploiting the mapping to a tight-binding model in FS, we have focused specifically on local<sup>1</sup> FS propagators, via their associated (Feenberg) self-energies. The imaginary part  $\tilde{\Delta}_I$  of the rescaled self-energy is of primary importance, being finite in the former case with probability unity over an ensemble of disorder realizations, and vanishingly small for an MBL phase. We have thus focused on appropriate probability distributions for it; noting in particular that the geometric mean of the distribution can act as a suitable order parameter for the transition to the MBL phase.

A self-consistent, probabilistic mean-field approach was first developed. Despite its simplicity and natural limitations, this offers physical insight and yields quite a rich description of the problem; including recovery of a stable MBL phase and an MBL transition in the thermodynamic limit, and the notable prediction that the appropriate self-energy distribution throughout the MBL phase should be characterized ‘universally’ by a long-tailed Lévy distribution. Informed by the mean-field picture, but free from its assumptions, detailed numerical results from exact diagonalization in  $1d$  have also been presented. As shown, these provide further detailed information about the underlying probability distributions in both phases, as well as broad support for the substantive predictions arising at mean-field level.

## ACKNOWLEDGMENTS

Many helpful discussions with John Chalker, H R Krishnamurthy, Sthitadhi Roy and Peter Wolynes are gratefully acknowledged. We also thank the EPSRC for support, under grant EP/L015722/1 for the TMCS Centre for Doctoral Training, and grant EP/N01930X/1. The work is compliant with EPSRC Open Data requirements.

## Appendix A

From the definition eq. 14 of the Feenberg self-energy,  $S_I(\omega) = \omega + i\eta - \mathcal{E}_I - 1/G_I(\omega)$ , with the local FS propagator  $G_I(\omega)$  given in terms of the squared eigenfunction amplitudes  $|A_{mI}|^2 = |\langle I|\Psi_m\rangle|^2$  (eq. 4) by  $G_I(\omega) = \sum_m |A_{mI}|^2/(\omega + i\eta - E_m)$ . From this, the imaginary part

of the self-energy  $\Delta_I(\omega) = -\text{Im}S_I(\omega)$  is

$$\Delta_I(\omega) = \frac{\pi D_I(\omega)}{[G_I^R(\omega)]^2 + [\pi D_I(\omega)]^2} - \eta \quad (\text{A1})$$

with the real/imaginary parts of  $G_I(\omega) = G_I^R(\omega) - i\pi D_I(\omega)$  given by

$$\begin{aligned} \pi D_I(\omega) &= \sum_m \frac{\eta |A_{mI}|^2}{(\omega - E_m)^2 + \eta^2} \\ G_I^R(\omega) &= \sum_m \frac{|A_{mI}|^2}{(\omega - E_m)^2 + \eta^2} (\omega - E_m). \end{aligned} \quad (\text{A2})$$

Eqs. A1,A2 are used directly in sec. VI to obtain the relevant self-energy distributions by exact diagonalization.

As mentioned in sec. III, our aim here is to sketch some simple arguments suggesting that, whether MBL or one-body localization (1BL) is considered,  $\Delta_I(\omega)$  is non-zero for extended states (and proportional to  $\mu_E$  in the many-body case), while by contrast  $\Delta_I(\omega) \propto \eta$  is vanishingly small for localized states. This behavior is also supported by the numerics of sec. VI. In the following, the site label  $I$  refers as usual to the FS site  $|I\rangle \equiv |\{n_i^{(I)}\}\rangle$  in the MBL case, while for 1BL it implicitly refers to a single real-space site  $i$  ( $|I\rangle \equiv |i\rangle = c_i^\dagger |\text{vac}\rangle$ ).

*Extended states.* To make the main points here, we consider the limit of extended states for weak disorder  $W/t \ll 1$ , on the standard assumption made in this regime that  $|A_{mI}|^2 \sim 1/N_{\mathcal{H}}$  (for 1BL,  $N_{\mathcal{H}} \equiv {}^N C_1 = N$ ). With this, eq. A2 for  $D_I(\omega)$  gives

$$\begin{aligned} D_I(\omega) &= \frac{1}{N_{\mathcal{H}}} \sum_m \frac{\eta/\pi}{(\omega - E_m)^2 + \eta^2} \\ &\equiv \frac{1}{N_{\mathcal{H}}} \sum_m \delta(\omega - E_m) = D(\omega), \end{aligned} \quad (\text{A3})$$

with  $D(\omega)$  the total density of states/eigenvalue spectrum. That  $D_I(\omega) \equiv D(\omega)$  is physically clear, since  $|A_{mI}|^2 \sim 1/N_{\mathcal{H}}$  is tantamount to treating all sites  $I$  as equivalent in this regime. From eq. A1,

$$\Delta_I(\omega) = \frac{\pi D(\omega)}{[G^R(\omega)]^2 + [\pi D(\omega)]^2} \quad (\text{A4})$$

with  $G^R(\omega) \equiv G_I^R(\omega)$  the Hilbert transform of  $D(\omega)$  (and where  $\eta \equiv 0+$  in eq. A1 can clearly be neglected).

For 1BL,  $D(\omega)$  is finite throughout the band of single-particle states, whence so too is  $\Delta_I(\omega)$ . For the MBL case  $D(\omega)$  is the Gaussian eq. 10, with standard deviation  $\mu_E$ . To be concrete, consider the band center  $\omega = \bar{E}$ , for which  $G_I^R(\omega = \bar{E}) = 0$  by symmetry. With this, eq. A4 gives  $\Delta_I(\omega = \bar{E}) = [\pi D(\bar{E})]^{-1}$ , whence (from eq. 10)

$$\Delta_I(\omega) \propto \mu_E. \quad (\text{A5})$$

This result is not confined to the band center; the Hilbert transform of  $D(\omega)$  can be shown to be  $G^R(\omega) = \mu_E^{-1} \times$



$\sqrt{2}F_d(\sqrt{2}\tilde{\omega})$  with  $F_d$  the Dawson function, which from eq. A4 guarantees eq. A5 for arbitrary  $\tilde{\omega} = (\omega - E)/\mu_E$ .

As above,  $\Delta_I(\omega)$  is non-zero for both 1BL and MBL. In the former case it is finite, as above. For the many-body case (eq. A5), since  $\mu_E \propto \sqrt{N}$ , so too is  $\Delta_I(\omega)$ . Hence  $\tilde{\Delta}_I(\tilde{\omega}) = \Delta_I(\omega)/\mu_E$  remains finite in the thermodynamic limit  $N \rightarrow \infty$ . It is thus  $\tilde{\Delta}_I \propto \Delta_I/\sqrt{N}$  on which one must focus (this argument being complementary to that given in sec. III). This scaling behavior is also corroborated by the numerical results of fig. 1, where the mean  $\tilde{\Delta}_I$  is shown (and is very well converged with system size  $N$  by  $N \simeq 12$ ).

*Localized states.* To be specific here, consider  $\omega = E_n$  for some particular localized state  $|\Psi_n\rangle$  with eigenvalue  $E_n$ . From eq. A2,

$$\begin{aligned} \pi D_I(E_n) &= \frac{|A_{nI}|^2}{\eta} + \eta \sum_{m(\neq n)} \frac{|A_{mI}|^2}{(E_n - E_m)^2 + \eta^2} \\ G_I^R(E_n) &= \sum_{m(\neq n)} \frac{|A_{mI}|^2}{(E_n - E_m)^2 + \eta^2} (E_n - E_m). \end{aligned} \quad (\text{A6})$$

There are two potential categories of sites  $I$  to be considered: (a) those for which  $|A_{nI}|^2$  vanishes in the thermodynamic limit, and (b) those for which  $|A_{nI}|^2$  remains non-zero in this limit. For the MBL case only the former category arises<sup>12,32</sup> (as discussed in sec. II); since an MBL state has support on an exponentially large number  $\sim N_{\mathcal{H}}^\alpha$  ( $\alpha < 1$ ) of FS sites, with typical  $|A_{mI}|^2$ s for such sites of order  $N_{\mathcal{H}}^{-\alpha}$ , vanishing in the thermodynamic limit. For 1BL by contrast, both categories above are relevant, as here a finite number of real-space sites have finite  $|A_{mI}|^2$ s in the thermodynamic limit.

For category (a), the  $|A_{nI}|^2/\eta$  term in eq. A6 vanishes, and we assume the remaining contribution to  $\pi D_I(E_n)$  is typically of order  $\eta$  while  $G_I^R(E_n)$  is typically finite. From eq. A1,  $\Delta_I(E_n) \sim [\pi D_I/(G_I^R)^2 - \eta]$  is then  $\propto \eta$ . For category (b) by contrast, where  $|A_{nI}|^2$  remains non-zero in the thermodynamic limit, the  $|A_{nI}|^2/\eta$  term completely dominates in eq. A6, with  $\pi D_I(E_n) \sim |A_{nI}|^2/\eta$ , while  $G_I^R(E_n)$  is again typically finite. From eq. A1,  $\Delta_I(E_n) \sim [1/\pi D_I - \eta]$ , which again is  $\propto \eta$ . Overall,  $\Delta_I \propto \eta$  then arises for both categories (a) and (b).

- 
- <sup>1</sup> P. W. Anderson, Phys. Rev. **109**, 1492 (1958).
  - <sup>2</sup> N. F. Mott, *Metal-Insulator Transitions* (Taylor and Francis, London, 1990).
  - <sup>3</sup> I. V. Gornyi, A. D. Mirlin, and D. G. Polyakov, Phys. Rev. Lett. **95**, 206603 (2005).
  - <sup>4</sup> D. M. Basko, I. L. Aleiner, and B. L. Altshuler, Ann. Phys. (N.Y.) **321**, 1126 (2006); Phys. Rev. B **76**, 052203 (2007).
  - <sup>5</sup> V. Oganesyan and D. A. Huse, Phys. Rev. B **75**, 155111 (2007).
  - <sup>6</sup> M. Žnidarič, T. Prosen, and P. Prelovšek, Phys. Rev. B **77**, 064426 (2008).
  - <sup>7</sup> A. Pal and D. A. Huse, Phys. Rev. B **82**, 174411 (2010).
  - <sup>8</sup> T. C. Berkelbach and D. R. Reichman, Phys. Rev. B **81**, 224429 (2010).
  - <sup>9</sup> C. Monthus and T. Garel, Phys. Rev. B **81**, 134202 (2010).
  - <sup>10</sup> J. H. Bardarson, F. Pollmann, and J. E. Moore, Phys. Rev. Lett. **109**, 017202 (2012).
  - <sup>11</sup> M. Serbyn, Z. Papić, and D. A. Abanin, Phys. Rev. Lett. **110**, 260601 (2013).
  - <sup>12</sup> A. De Luca and A. Scardicchio, Europhys. Lett. **101**, 37003 (2013).
  - <sup>13</sup> S. Iyer, V. Oganesyan, G. Refael, and D. A. Huse, Phys. Rev. B **87**, 134202 (2013).
  - <sup>14</sup> M. Serbyn, Z. Papić, and D. A. Abanin, Phys. Rev. Lett. **111**, 127201 (2013).
  - <sup>15</sup> R. Vosk and E. Altman, Phys. Rev. Lett. **110**, 067204 (2013).
  - <sup>16</sup> D. A. Huse, R. Nandkishore, V. Oganesyan, A. Pal, and S. L. Sondhi, Phys. Rev. B **88**, 014206 (2013).
  - <sup>17</sup> R. Vosk and E. Altman, Phys. Rev. Lett. **112**, 217204 (2014).
  - <sup>18</sup> D. Pekker, G. Refael, E. Altman, E. Demler, and V. Oganesyan, Phys. Rev. X **4**, 011052 (2014).
  - <sup>19</sup> J. A. Kjäll, J. H. Bardarson, and F. Pollmann, Phys. Rev. Lett. **113**, 107204 (2014).
  - <sup>20</sup> A. Chandran, V. Khemani, C. R. Laumann, and S. L. Sondhi, Phys. Rev. B **89**, 144201 (2014).
  - <sup>21</sup> D. A. Huse, R. Nandkishore, and V. Oganesyan, Phys. Rev. B **90**, 174202 (2014).
  - <sup>22</sup> R. Nandkishore and D. A. Huse, Annu. Rev. Condens. Matter Phys. **6**, 15 (2015).
  - <sup>23</sup> A. Lazarides, A. Das, and R. Moessner, Phys. Rev. Lett. **115**, 030402 (2015).
  - <sup>24</sup> P. Ponte, Z. Papić, F. Huveneers, and D. A. Abanin, Phys. Rev. Lett. **114**, 140401 (2015).
  - <sup>25</sup> K. Agarwal, S. Gopalakrishnan, M. Knap, M. Müller, and E. Demler, Phys. Rev. Lett. **114**, 160401 (2015).
  - <sup>26</sup> Y. Bar Lev, G. Cohen, and D. R. Reichman, Phys. Rev. Lett. **114**, 100601 (2015).
  - <sup>27</sup> A. Chandran, I. H. Kim, G. Vidal, and D. A. Abanin, Phys. Rev. B **91**, 085425 (2015).
  - <sup>28</sup> S. Bera, H. Schomerus, F. Heidrich-Meisner, and J. H. Bardarson, Phys. Rev. Lett. **115**, 046603 (2015).
  - <sup>29</sup> R. Modak and S. Mukerjee, Phys. Rev. Lett. **115**, 230401 (2015).
  - <sup>30</sup> X. Li, S. Ganeshan, J. H. Pixley, and S. DasSarma, Phys. Rev. Lett. **115**, 186601 (2015).
  - <sup>31</sup> I. Mondragon-Shem, A. Pal, T. L. Hughes, and C. R. Laumann, Phys. Rev. B **92**, 064203 (2015).
  - <sup>32</sup> D. J. Luitz, N. Laflorencie, and F. Alet, Phys. Rev. B **91**, 081103 (2015).
  - <sup>33</sup> T. Devakul and R. R. P. Singh, Phys. Rev. Lett. **115**, 187201 (2015).
  - <sup>34</sup> S. Johri, R. Nandkishore, and R. N. Bhatt, Phys. Rev. Lett. **114**, 117401 (2015).
  - <sup>35</sup> R. Vosk, D. A. Huse, and E. Altman, Phys. Rev. X **5**, 031032 (2015).
  - <sup>36</sup> R. Vasseur, A. C. Potter, and S. A. Parameswaran, Phys. Rev. Lett. **114**, 217201 (2015).
  - <sup>37</sup> A. C. Potter, R. Vasseur, and S. A. Parameswaran, Phys. Rev. X **5**, 031033 (2015).
  - <sup>38</sup> M. Serbyn, Z. Papić, and D. A. Abanin, Phys. Rev. X **5**, 041047 (2015).
  - <sup>39</sup> J. Z. Imbrie, Phys. Rev. Lett. **117**, 027201 (2016); J. Stat.

- Phys **163**, 998 (2016).
- <sup>40</sup> F. Pietracaprina, V. Ros, and A. Scardicchio, Phys. Rev. B **93**, 054201 (2016).
- <sup>41</sup> W. De Roeck, F. Huveneers, M. Müller, and M. Schiulaz, Phys. Rev. B **93**, 014203 (2016).
- <sup>42</sup> S. D. Geraedts, R. Nandkishore, and N. Regnault, Phys. Rev. B **93**, 174202 (2016).
- <sup>43</sup> V. Khemani, A. Lazarides, R. Moessner, and S. L. Sondhi, Phys. Rev. Lett. **116**, 250401 (2016).
- <sup>44</sup> M. Serbyn and J. E. Moore, Phys. Rev. B **93**, 041424 (2016).
- <sup>45</sup> M. Serbyn, A. A. Michailidis, D. A. Abanin, and Z. Papić, Phys. Rev. Lett. **117**, 160601 (2016).
- <sup>46</sup> C. L. Baldwin, C. R. Laumann, A. Pal, and A. Scardicchio, Phys. Rev. B **93**, 024202 (2016).
- <sup>47</sup> P. Prelovšek, O. S. Barišić, and M. Žnidarič, Phys. Rev. B **94**, 241104 (2016).
- <sup>48</sup> W. De Roeck and F. Huveneers, Phys. Rev. B **95**, 155129 (2017).
- <sup>49</sup> L. Rademaker and M. Ortuño, Phys. Rev. Lett. **116**, 010404 (2016).
- <sup>50</sup> S. A. Parameswaran, A. C. Potter, and R. Vasseur, Annalen der Physik **529**, 1600302 (2017), 1600302.
- <sup>51</sup> T. L. M. Lezama, S. Bera, H. Schomerus, F. Heidrich-Meisner, and J. H. Bardarson, Phys. Rev. B **96**, 060202 (2017).
- <sup>52</sup> S. Nag and A. Garg, Phys. Rev. B **96**, 060203 (2017).
- <sup>53</sup> R. Moessner and S. L. Sondhi, Nature Physics **13**, 424 (2017).
- <sup>54</sup> P. T. Dumitrescu, R. Vasseur, and A. C. Potter, Phys. Rev. Lett. **119**, 110604 (2017).
- <sup>55</sup> G. De Tomasi, S. Bera, J. H. Bardarson, and F. Pollmann, Phys. Rev. Lett. **118**, 016804 (2017).
- <sup>56</sup> J. Z. Imbrie, V. Ros, and A. Scardicchio, Ann. Phys. (Berlin) **529**, 1600278 (2017).
- <sup>57</sup> T. B. Wahl, A. Pal, and S. H. Simon, arXiv:1711.02678.
- <sup>58</sup> M. Mierzejewski, M. Kozarzewski, and P. Prelovšek, Phys. Rev. B **97**, 064204 (2018).
- <sup>59</sup> S. Welsh and D. E. Logan, J. Phys.: Condens. Matter **30**, 405601 (2018).
- <sup>60</sup> E. Feenberg, Phys. Rev. **74**, 206 (1948).
- <sup>61</sup> E. N. Economou, *Green's Functions in Quantum Physics* (Springer, Berlin, 2006).
- <sup>62</sup> E. N. Economou and M. H. Cohen, Phys. Rev. B **5**, 2931 (1972).
- <sup>63</sup> R. Abou-Chacra, P. W. Anderson, and D. J. Thouless, J. Phys. C **6**, 1734 (1973).
- <sup>64</sup> D. J. Thouless, Phys. Rep. **13**, 93 (1973).
- <sup>65</sup> D. C. Licciardello and E. N. Economou, Phys. Rev. B **11**, 3697 (1975).
- <sup>66</sup> J. Heinrichs, Phys. Rev. B **16**, 4365 (1977).
- <sup>67</sup> L. Fleishman and D. L. Stein, J. Phys. C **12**, 4817 (1979).
- <sup>68</sup> D. E. Logan and P. G. Wolynes, Phys. Rev. B **36**, 4135 (1987); J. Chem. Phys. **87**, 7199 (1987).
- <sup>69</sup> D. E. Logan and P. G. Wolynes, J. Chem. Phys. **85**, 937 (1986); Phys. Rev. B **31**, 2437 (1985); **29**, 6560 (1984).
- <sup>70</sup> D. E. Logan and P. G. Wolynes, J. Chem. Phys. **93**, 4994 (1990).
- <sup>71</sup> D. M. Leitner, Adv. Phys. **64**, 445 (2015).
- <sup>72</sup> B. L. Altshuler and V. N. Prigodin, Sov. Phys. JETP **68**, 198 (1989).
- <sup>73</sup> Means are denoted generally by  $\bar{O} = \langle \text{Tr} \hat{O} \rangle_\epsilon$  with  $\text{Tr} \hat{O} = \frac{1}{N_s} \sum_I \langle I | \hat{O} | I \rangle$  an average over FS sites, and  $\langle \dots \rangle_\epsilon$  a disorder average; and variances by  $\mu_O^2 = \langle \text{Tr} [(\hat{O} - \text{Tr} \hat{O})^2] \rangle_\epsilon$ .
- <sup>74</sup> Strictly speaking the  $\tilde{G}_J$  in eq. 21 are propagators for sites  $J$  with site  $I$  removed from the problem; but the difference is readily shown to lead to  $\mathcal{O}(1/\mu_E^2) \propto 1/N$  corrections to  $\tilde{S}_I$ , which are irrelevant in the thermodynamic limit.
- <sup>75</sup> With  $N_n$  denoting the number of terms contributing in  $n^{\text{th}}$ -order to the RPS, arguments can be given to show that higher-order contributions to  $\tilde{S}_I$  do not dominate if  $N_n/\mu_E^n$  remains finite as  $N \rightarrow \infty$ , and that this condition is satisfied at least for finite  $n$ .
- <sup>76</sup> A. Georges, G. Kotliar, W. Krauth, and M. J. Rosenberg, Rev. Mod. Phys. **68**, 13 (1996).
- <sup>77</sup> A. C. Hewson, *The Kondo Problem to Heavy Fermions* (Cambridge University Press, Cambridge, 1993).
- <sup>78</sup> Further, since the energy  $\mathcal{E}_J$  of all states  $J$  under  $H_0$  differs from  $\mathcal{E}_I$  by a finite amount  $\mathcal{O}(W, V)$  (eq. 25), but  $Z_I \propto N \rightarrow \infty$ , the remaining states of the Wilson chain decouple completely (the so-called zero-bandwidth limit of the Anderson model<sup>77</sup>). The  $|0\rangle$ -orbital itself thus couples only to the ‘impurity’  $|I\rangle$ . There are then only two eigenstates in which  $|I\rangle$  participates, namely the symmetric and antisymmetric combinations of  $|I\rangle$  and  $|0\rangle$ .
- <sup>79</sup> Its origins within the present description are easily seen. For low enough  $\lambda$  (where  $\tilde{\mathcal{E}}_I = (\tilde{\mathcal{E}}_I - \bar{\mathcal{E}})/\mu_E$  may be neglected), the local FS propagators and self-energies are essentially site-independent,  $\tilde{G}_I(\tilde{\omega}) \equiv \tilde{G}(\tilde{\omega})$  and  $\tilde{S}_I(\tilde{\omega}) \equiv \tilde{S}(\tilde{\omega})$ ; and follow using eqs. 15, 21, 28 as  $\tilde{S}(\tilde{\omega}) = \Gamma \tilde{G}(\tilde{\omega})$  and hence  $\tilde{G}(\tilde{\omega}) = [\tilde{\omega}^+ - \Gamma \tilde{G}(\tilde{\omega})]^{-1}$ . The spectrum  $\tilde{D}(\tilde{\omega})$  follows trivially,  $\pi \sqrt{\Gamma} \tilde{D}(\tilde{\omega}) = [1 - (\tilde{\omega}^2/4\Gamma)]^{1/2}$ . Hence  $\tilde{\Delta}_t(\tilde{\omega})$  has the golden rule form of eq. 19,  $\tilde{\Delta}_t(\tilde{\omega}) = \pi \Gamma \tilde{D}(\tilde{\omega})$ , recovering the result quoted for the band center  $\tilde{\omega} = 0$ . Note that  $\tilde{D}(\tilde{\omega})$  here is semi-elliptic rather than the Gaussian eq. 12, because the problem is treated at second-order RPS level.
- <sup>80</sup> Reflecting the configurational disorder arising from distributing  $N_e$  fermions over  $N$  sites.
- <sup>81</sup> For a finite-size system, the band center is taken as the center of gravity  $\text{Tr} H = N_s^{-1} \sum_n E_n$  for each disorder realization, for the reasons explained in [59].
- <sup>82</sup> Y. Y. Atas, E. Bogomolny, O. Giraud, and G. Roux, Phys. Rev. Lett. **110**, 084101 (2013).
- <sup>83</sup> So  $\eta \sim 4t/N$  for  $W \ll 4t$  (with  $4t$  the full width of the non-disordered band), while  $\eta \sim W/N$  for  $W \gg 4t$ .
- <sup>84</sup> B. Jørgensen, *Statistical Properties of the Generalized Inverse Gaussian Distribution* (Springer-Verlag, Lecture Notes in Statistics, Vol. 9, New York, 1982).