

# Labeling Algorithm and Compact Routing Scheme for a Small World Network Model

Santiago Viertel, André Luís Vignatti

*DINF, Federal University of Paraná, Curitiba, Brazil*

---

## Abstract

This paper presents a small world networks generative model and a labeling algorithm for networks generated by this model. In the context of routing messages in networks, labeling algorithms process a network assigning labels, that are addresses, to the nodes. Our model is based on Kleinberg model, generating a 2-dimensional torus with additional random undirected long-range edges. The Kleinberg routing algorithm can forward messages in these networks, but it needs the vertices labels, that are positions in a  $n \times n$  lattice, to make routing decisions. Finding these labels when they are not known a priori is a problem of routing in small world networks and labeling algorithms are possible solutions.

The design of our labeling algorithm uses the approach of searching for induced 4-cycles to find the underlying torus. However, the generated graph may have 4-cycles with edges not in this torus. We show that the probability of these cycles appearing in a vertex is  $O(\log^{-1} n)$ . This property allows the long-range edges removing through the detection of lattice patterns on combinations of 4-cycles, and the running of a breadth-first search in the resulting graph.

Our labeling algorithm labels almost all vertices in  $O(|V|)$  expected time, where  $|V| = n^2$ . We also present a compact routing scheme, that is a combination of a preprocessing algorithm, that generates sub-linear structures per vertex, and a routing algorithm, that uses these structures for routing messages through paths with bounded length. Our preprocessing algorithm generates structures with expected size of  $O(\log n)$  bits per vertex in expected time  $O(|V|)$ . The Kleinberg routing algorithm uses these structures, running in expected constant time in each vertex and performing an expected number of forwards  $O(\log^2 n)$ .

*Keywords:* small world network, labeling algorithm, compact routing scheme, greedy routing

---

## 1. Introduction

Milgram's experiment [1] concluded that the average path length between two vertices in real-world networks is small. This phenomenon is known as "small world", which motivates the development of formal models. There are two well known small world graph models [2, 3], both focusing on small average path length and also vertices clustering. Small world graphs have many applications such as networks of the electronic mail messages exchanging [4], friendship [5], Internet domain [6], peer-to-peer [7, 8] and wireless sensors [9].

Kleinberg [3] presented a small world graph model, and a greedy routing algorithm for his model, and proved that the algorithm delivers messages with few forwards. The model consists of a 2-dimensional  $n \times n$  lattice with some random directed long-range edges. The greedy routing algorithm forwards a received message to the neighbor closest to the target. Kleinberg proved that this decentralized routing procedure executes  $O(\log^2 n)$  expected number of message forwards in graphs generated by his model. Some works make modifications on Kleinberg model and the greedy routing in order

---

*Email addresses:* sviertel@inf.ufpr.br (Santiago Viertel), vignatti@inf.ufpr.br (André Luís Vignatti)

to obtain improvements or trade-offs between storage needed in bits per vertex and paths lengths [10, 11, 9]. Kleinberg routing algorithm requires that the vertices have labels and routing tables with positioning information. Finding these labels is the main goal of this paper.

In the context of compact routing, we refer *preprocessing algorithms* those that generate labels and routing tables to each vertex, which typically store the graph topological information. A *routing algorithm* uses the label and routing table of a vertex to forward messages through it [12]. A *routing scheme* is a combination of a preprocessing algorithm and the related routing algorithm, which provides a complete mechanism for routing messages in a network [13]. A routing scheme is *compact* if each vertex uses sublinear storage space in the number of vertices [14, 15]. The worst and expected cases of the number of bits for storage per vertex are frequent metrics for measure effectiveness of routing schemes [13, 15]. Some works also measure through *stretch* [12, 16, 14], which is the maximal ratio between the path lengths performed by the routing scheme and the shortest path over all pairs of vertices. Others measure through the *expected path length* performed by the routing scheme [11, 17, 9].

There are compact routing schemes for general graphs [12, 13], trees [13], graphs with low doubling dimension [16, 18] and power law graphs [14, 15]. Some works deal with greedy routing on metric spaces [19, 20], even in dynamic networks [21, 22]. Some of them propose the study of embeddings in metric spaces. Embedding graphs in metric spaces defined by 2-dimensional lattice is an interesting problem in the context of greedy routing in graphs generated by the Kleinberg model. An embedding attaches to each vertex a label with two integers representing the vertex position on the lattice. Sandberg [23] claims that in some applications, such as peer-to-peer, a vertex may not have stored the positions of its neighbors. He solved this problem presenting a Markov chain Monte Carlo algorithm that estimates the position of all vertices. Kleinberg [24] also mentioned this problem.

We present an algorithm that labels almost all vertices of small world graphs built upon a torus, instead of a lattice. The algorithm tries to identify the spanning torus and labels the vertices with their positions on the torus. The *spanning torus* is a torus subgraph generated by the small world model presented in this paper. It is a spanning graph, by the fact that it comprehends all the vertices. Section 3 presents it with more details. The algorithm runs a bounded depth search in each vertex aiming to find all the 4-cycles rooted in it. The vertex recognizes lattice patterns in all combinations of 4-cycles and identifies the edges in the torus, if possible. Finally, the algorithm labels all vertices with identified edges and their neighbors by a global breadth-first search.

**Contributions.** We present a small world model based on Kleinberg model, called *undirected toroidal small world* (UTSW) model. It differs on the generation of graphs over a torus, instead of a lattice, and with undirected long-range edges, instead of directed. We present upper and lower bounds on the normalizing factor of  $\Theta(\log^{-1} n)$ , where  $n$  is a parameter of the model that defines the torus size. The *normalizing factor* is a multiplicative factor that keeps the probability distribution summing to one on the long-range edges random generation. We present a formal definition for the labeling problem, an upper bound on the probability of existence of 4-cycles composed by edges not in the spanning torus and show that this probability is small, which is  $O(\log^{-1} n)$ . We also present an expected linear time algorithm that labels almost all vertices and show a compact routing scheme for UTSW model.

**Organization.** Section 2 presents related works on small world graph models, improvements and trade-offs in greedy routing and labeling algorithms for routing. Section 3 presents our model and an analysis of its normalizing factor. Section 4 presents the formal definition of the *toroidal small world labeling problem*. Section 5 presents a sequence of results in order to bound the probability of the existence of 4-cycles, rooted in given vertex, that do not belong to the spanning torus. This upper bound is important for the probabilistic analysis of the labeling algorithm. Section 6 presents all procedures of the labeling algorithm, together with their analyses, and finishes presenting a compact routing scheme. Section 7 presents the conclusion and future works.

## 2. Related Works

Watts and Strogatz [2] claim that many technological and social networks have topology between regular and random. They present a model that generates an undirected  $n$ -vertex ring and connects each vertex with its  $k$  closest vertices. After that, it changes the head of each edge uniformly and independently at random with probability  $c$ . The resulting graphs have small average of path length for some values of  $c$ , as Bollobás and Chung [25] prove that a cycle with a random matching has diameter  $\Theta(\log n)$  with high probability.

Kleinberg [3] claims that people have “close” and “far” contacts. He presents a model based on geographic positions. It generates a  $n \times n$  lattice where each vertex has a distinct position in the lattice, represented by a pair of  $\{1, \dots, n\} \times \{1, \dots, n\}$ . For each vertex, it creates directed edges to vertices within  $p \geq 1$  steps in the lattice and  $q \geq 0$  directed edges with independent random trials. Each edge with tail in  $u \in V$  has head  $v \in V \setminus \{u\}$  with probability  $Z_u \cdot d_{uv}^{-r}$ , where  $d_{uv}$  is the distance in the lattice between  $u$  and  $v$ ,  $r \geq 0$  is the parameter for the probability distribution and  $Z_u$  is the normalizing factor in  $u$ . The *distance in the lattice* between  $u$  and  $v$  is  $d_{uv} = |x_u - x_v| + |y_u - y_v|$ , where  $(x_w, y_w)$  is the position of  $w \in V$  in the lattice. The *normalizing factor* in  $u$  is  $Z_u = \left( \sum_{w \in V \setminus \{u\}} d_{uw}^{-r} \right)^{-1}$ . The probability distribution  $Z_u \cdot d_{uv}^{-r}$  is referred in this paper as *inverse  $r^{\text{th}}$ -power distribution*.

Kleinberg also investigates the influence of  $r$  in a specific greedy routing procedure. *Myopic search*<sup>1</sup> is a greedy routing procedure that uses the positions of the neighbors and the target. In myopic search, a vertex  $u$  forwards the message to its neighbor  $\text{argmin}_{v \in N(u)} d_{vt}$ , where  $N(u)$  is the set of neighbors of  $u$ ,  $t \in V \setminus \{u\}$  is the target and  $d$  is the distance in the lattice. He proves that myopic search performs an expected number of forwards  $O(\log^2 n)$ , for  $p = q = 1$  and  $r = 2$ . Martel and Nguyen [10] show that this bound is tight. Myopic search is considered an efficient algorithm because a polylogarithmic function in  $n$  defines the expected number of forwards. Sandberg [23] presents the problem of vertices labeling when the positions are unknown. His algorithm estimates the position of each vertex in the case of the graph is toroidal and created by the Kleinberg model. The labeling algorithm presented in this paper labels a large fraction of vertices with exact positions, which distinguishes it from the statistical estimations that the Sandberg method outputs.

Analyzing the greedy routing in alternative models are also considered. Manku [8] presents a routing algorithm similar to myopic search that also considers the neighbors of the neighbors. The expected number of forwards is  $O\left(\frac{\log^2 n}{q \cdot \log q}\right)$  for a unidirectional  $n$ -ring based model, where  $q$  is the number of directed edges generated by random trials. Martel and Nguyen [10] present a routing algorithm that also considers the positions of the long-range edges endpoints of the  $\log n$  nearest vertices. The expected number of forwards is  $O\left(\log^{1+1/d} n\right)$  for a  $d$ -dimensional lattice with long-range edges created with the inverse  $d^{\text{th}}$ -power distribution. Fraigniaud, Gavoille and Paul [27] obtain this result through an oblivious routing algorithm, that does not change the message header.

Zeng, Hsu and Wang [11] present a unidirectional  $n$ -ring based model. For each vertex, it creates one long-range edge with the inverse  $1^{\text{th}}$ -power distribution and two augmented links with the vertices within distance  $\log^2 n$  chosen uniformly at random. They define a non-oblivious and an oblivious routing algorithms that consider the positions of the  $O(\log n)$  nearest vertices reachable through augmented links. Both have  $O(\log n \log \log n)$  expected number of forwards. Zeng and Hsu [17] generalize the model for  $d$  dimensions and define an oblivious algorithm with expected number of forwards  $O(\log n)$ .

Liu, Guan, Bai and Lu [9] present a model that creates one long-range edge per subgroup of  $k \times k$  vertices. The routing algorithm considers the positions of the endpoints of the  $O(\log m)$  nearest long-range edges, where  $m = n/k$ . The expected number of forwards is  $O(\log m \cdot \log^2 \log m)$ . More works [28, 29] also present models, greedy routing algorithms and their expected number of forwards.

---

<sup>1</sup>As the author named it in one of his books [26].

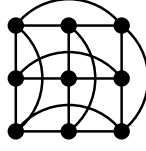


Figure 1: The 2-dimensional undirected torus with size  $n = 3$ .

In the routing context, each vertex usually has a label and a routing table that encode network topological information. *Preprocessing algorithms* take as input a graph that models the network and output the labels and routing tables of all vertices. *Labeling algorithms* assign addresses, or labels, to the vertices [12]. Running time and labels size are the main metrics for analyzing labeling algorithms.

Cowen [12] presents a compact routing scheme for general networks. The labeling algorithm runs in  $\tilde{O}(n^{1+2\alpha} + n^{1-\alpha}m + n^{(1+\alpha)/2}m)$  time<sup>2</sup>, where  $n$  is the number of vertices,  $m$  is the number of edges and  $0 < \alpha < 1$ . It chooses a set of vertices called landmarks and generates labels with  $2\lceil \log n \rceil + \lceil \log \Delta \rceil + 3$  bits, where  $\Delta$  is the maximum degree of the graph. Thorup and Zwick [13] present a landmark choosing process that changes the running time to  $\tilde{O}(nm)$ .

There are specialized compact routing schemes. Abraham, Gavoille, Goldberg, and Malkhi [16] present one for networks with low doubling dimension. The labeling algorithm running time is linear and it generates labels with  $\lceil \log n \rceil$  bits. Chen, Sommer, Teng and Wang [14, 15] present a compact routing scheme for power law networks. The labels encode a shortest path and, because of that, they have size of  $O(\log n \log \log n)$  bits with probability  $1 - o(1)$ . The preprocessing algorithm runs in  $O(n^{1+\gamma} \log n)$  expected time, where  $\epsilon < \gamma < 1/3 + \epsilon$ .

Some authors use existing compact routing schemes. Brady and Cowen [30] present a compact routing scheme for power law networks that uses the Thorup and Zwick scheme for trees [13]. The labels have  $O(e \log^2 n)$  bits, where  $e$  assumes small values. Konjevod, Richa and Xia [18] present a compact routing scheme for networks with low doubling dimension that also uses the Thorup and Zwick scheme for trees, where the labels have  $\lceil \log n \rceil$  bits.

### 3. Undirected Toroidal Small World Model

This section presents the *undirected toroidal small world (UTSW)* model. The model is similar to the Kleinberg [3] model. Informally speaking, instead of using a lattice, we “tie the borders” of the lattice, obtaining a torus. Also, Kleinberg uses directed long-range edges, but we use undirected instead. More formally, let  $S^2 = S \times S$  and  $\llbracket n \rrbracket = \{0, 1, \dots, n-1\}$ . The model first generates a 2-dimensional  $n \times n$  undirected torus as follows. It creates  $n^2$  vertices such that each vertex is a distinct element of  $\llbracket n \rrbracket^2$ . After that, each vertex  $(i, j)$  is connected with the vertices  $(i, (j+1) \bmod n)$  and  $((i+1) \bmod n, j)$  through undirected edges. Now, we have a torus as Figure 1 shows, in that case, it is the 2-dimensional undirected torus with size 3. We denote this generated torus as  $T = (V, E')$  with size  $n$  in the rest of the paper, unless the generated torus or  $T$  are locally redefined. Note that  $|V| = n^2$  and  $|E'| = 2|V|$ . We also assume sizes  $n \geq 3$ , otherwise the torus may have parallel edges or loops, both of which we do not consider in this paper.

Let  $d_{uv}$  be the distance between  $u$  and  $v$  on  $T$ . Note that  $d_{uv} = \min(|x_u - x_v|, n - |x_u - x_v|) + \min(|y_u - y_v|, n - |y_u - y_v|)$  for all  $u, v \in V$ , where  $(x_w, y_w)$  is defined for  $w \in V$  during the torus generation. After the torus creation, each vertex  $u \in V$  chooses another vertex  $v \in V \setminus \{u\}$  to create an edge. The choice is sampled from the inverse 2<sup>th</sup>-power distribution, i.e.,  $u$  chooses  $v$  with probability  $Z_u \cdot d_{uv}^{-2}$ , where  $Z_u$  is the *normalizing factor* in  $u$ . The *normalizing factor*  $Z_u$  is a value that keeps

<sup>2</sup>The asymptotic notation  $\tilde{O}$  hides polylogarithmic multiplicative factors from the bound.

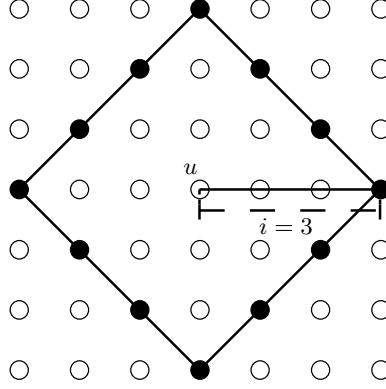


Figure 2: Vertices at a distance  $i = 3 < n/2$  from  $u$ , with  $n = 7$ .

the probability distribution summing to one in each  $u$ . Its value is

$$Z_u = \left( \sum_{w \in V \setminus \{u\}} d_{uw}^{-2} \right)^{-1}.$$

To avoid parallel edges, an edge is not created if it has already been created. We refer the edges created in the torus generation process as *local edges* and those created by the randomized process as *long-range edges*. Let  $C_{uv}$  be the event of vertex  $u$  choosing the vertex  $v$  to create a long-range edge. Note that the probability distribution  $\Pr(C_{uv}) = Z_u \cdot d_{uv}^{-2}$ , for all  $v \in V \setminus \{u\}$ , sums to one. We use the distance function  $d$  and the event  $C$  in the rest of the paper. We also assume that the positions  $(x_w, y_w)$  of all  $w \in V$ , computed during the torus generation, are not an output of the model. In fact, finding these positions is the problem that we solve in this paper.

**Theorem 1.**  $Z_u = Z_v$  for all  $u, v \in V$ .

PROOF. Let  $P_{ui} = \{w \in V | d_{uw} = i\}$  for all  $1 \leq i \leq n$ . Figure 2 shows the vertices in  $P_{u3}$  in a torus with  $n = 7$ . As  $T$  is symmetrical for all  $u$  and  $v$ , so  $|P_{ui}| = |P_{vi}|$  and, then

$$Z_u = \left( \sum_{w \in V \setminus \{u\}} d_{uw}^{-2} \right)^{-1} = \left( \sum_{i=1}^n |P_{ui}| \cdot i^{-2} \right)^{-1} = \left( \sum_{i=1}^n |P_{vi}| \cdot i^{-2} \right)^{-1} = Z_v.$$

□

Despite each vertex having its own normalizing factor value, Theorem 1 shows that all of them are equal to each other. So, we denote it as  $Z$ , as shown in Definition 1. The UTSW model is defined in Definition 2.

**Definition 1 (Normalizing factor).** The *normalizing factor* is  $Z = \left( \sum_{v \in V \setminus \{u\}} d_{uv}^{-2} \right)^{-1}$  for any  $u \in V$ .

**Definition 2 (UTSW model).** The *undirected toroidal small world (UTSW)* model is a graph  $G = (V, E)$  over a 2-dimensional undirected torus with size  $n \geq 3$  and, for all  $u \in V$  and a  $v \in V \setminus \{u\}$ , the edge  $\{u, v\}$  is included in  $E$  with probability  $\Pr(C_{uv}) = Z \cdot d_{uv}^{-2}$ .

We assume that  $G$  is a UTSW graph from now on. The remaining of this section presents some results related to the UTSW model that are used throughout the paper.

**Lemma 2.** Let  $P_{ui} = \{v \in V | d_{uv} = i\}$  for each  $u \in V$  and  $1 \leq i \leq n$ . Then,  $|P_{ui}| = 4i$  if  $i < n/2$ , and  $|P_{ui}| < 4i$  otherwise.

PROOF. The proof follows by “sweeping” in one of the two dimensions of  $T$ . When  $i < n/2$ ,

$$|P_{ui}| = 1 + \sum_{j=1}^{i-1} 2 + 2 + \sum_{j=1}^{i-1} 2 + 1 = 4 + 2 \cdot 2(i-1) = 4i.$$

When  $i \geq n/2$ ,  $4i$  is an upper bound for  $|P_{ui}|$ .  $\square$

**Fact 1 (Harmonic number).** Let  $H_k$  be the  $k^{\text{th}}$  harmonic number, then  $\ln(k+1) < H_k \leq \ln k + 1$ .

**Theorem 3.** The normalizing factor  $Z < (4 \ln(n/2))^{-1}$ .

PROOF. Let  $P_{ui} = \{v \in V | d_{uv} = i\}$  for any  $u \in V$  and all  $1 \leq i \leq n$ . Given the Definition 1,

$$Z = \left( \sum_{v \in V \setminus \{u\}} d_{uv}^{-2} \right)^{-1} = \left( \sum_{i=1}^n |P_{ui}| \cdot i^{-2} \right)^{-1} < \left( \sum_{i=1}^{\lceil n/2 \rceil - 1} |P_{ui}| \cdot i^{-2} \right)^{-1} = (4H_{\lceil n/2 \rceil - 1})^{-1},$$

due to  $i \leq \lceil n/2 \rceil - 1 < n/2$  and Lemma 2. By Fact 1 and  $\lceil n/2 \rceil \geq n/2$ ,  $Z < (4 \ln(n/2))^{-1}$ .  $\square$

**Theorem 4.** The normalizing factor  $Z > (4(\ln n + 1))^{-1}$ .

PROOF. As in the beginning of the Theorem 3 proof and by Lemma 2,  $Z > \left( \sum_{i=1}^n 4i \cdot i^{-2} \right)^{-1} = (4H_n)^{-1}$ . By Fact 1,  $Z > (4(\ln n + 1))^{-1}$ .  $\square$

Despite that Theorem 4 is not used in the rest of the paper, it implies that the upper bound of  $Z$ , presented in Theorem 3, is tight.

#### 4. Toroidal Small World Labeling Problem

A *position*, or *label*,  $p = (p_1, p_2)$  in a 2-dimensional torus of size  $n$  is an element of  $\llbracket n \rrbracket^2$ , and  $p_i$ , for  $i \in \{1, 2\}$ , are the *coordinates* of  $p$ .

**Definition 3.** Let  $d'_n : \llbracket n \rrbracket^2 \times \llbracket n \rrbracket^2 \rightarrow \mathbb{N}$  be the function such that  $d'_n(x, y) = \sum_{i=1}^2 \min(|x_i - y_i|, n - |x_i - y_i|)$ , where  $x, y \in \llbracket n \rrbracket^2$ . A *2-dimensional toroidal vertex labeling function* of  $T$  is a function  $\ell_T : V \rightarrow \llbracket n \rrbracket^2$  such that  $d_{uv} = d'_n(\ell_T(u), \ell_T(v))$  for all  $u, v \in V$  and  $n = |V|^{1/2}$ .

The function  $d'$  is similar to  $d$ , but  $d$  defines the distance between a pair of vertices on  $T$  and  $d'$  defines the distance between a pair of positions (labels). The function  $\ell_T$  defines a label to each vertex of  $T$  such that the distances  $d$  and  $d'$  between any two vertices of  $T$  are equal. The *toroidal small world labeling problem* consists of finding a 2-dimensional toroidal vertex labeling function  $\ell_{T'}$  for a UTSW graph  $G$  and a spanning torus  $T'$  of size  $n$ . Note that  $T'$  is a spanning torus of  $G$  that may be distinct from the original torus  $T$  generated by UTSW model. This is an interesting problem because, given a 2-dimensional toroidal vertex labeling function  $\ell_{T'}$ , it is possible to run myopic search for routing messages in  $G$ .

Note that  $G$  has at least one 2-dimensional spanning torus, due to the UTSW definition. Besides that, the long-range edges creation process in UTSW may generate others 2-dimensional spanning tori, as we explain next. The original torus  $T$  is composed only by local edges, while the others tori are composed by long-range edges also. The left side of the Figure 3 shows a part of a UTSW graph. In this case, each vertex chose a specific vertex to create a long-range edge, represented by the dashed arrows. This process generates a graph that may have more than one spanning torus. The Figure 3 highlights one of them in the right side.

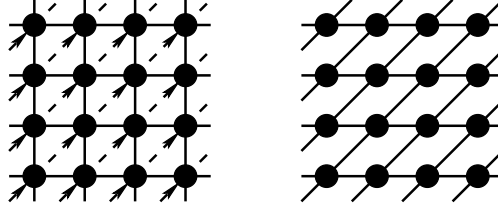


Figure 3: Graph with more than one spanning torus.

## 5. Cycles of Size 4 Outside the Torus

Identifying a 2-dimensional spanning torus is a crucial procedure. It can be used by a breadth-first search to label the vertices, as we do in Section 6. Our approach is to detect cycles of size 4 composed by distinct vertices, due to a 2-dimensional torus being an arrange of them.

A UTSW graph may have induced 4-cycles composed by some long-range edges, instead of only local edges. The existence of this type of cycles is a problem in the torus identification process, if one uses the approach of searching for induced 4-cycles. For any  $u \in V$ , there are only four cycles of size 4 rooted in  $u$  in the torus  $T$ . Besides that, the UTSW process may create long-range edges such that more induced 4-cycles rooted in  $u$  appear in  $G$ . Despite this, we show in Theorem 16 that the probability of the existence of 4-cycles composed by at least one long-range edge is small, and this is the main result of this section.

We aim to bound the probability of the event that at least one 4-cycle, rooted in  $u$ , is in  $G$  but not in  $T$ . Such event, turns out to be a union of nine other events. Lemmas 7 to 15 show upper bounds on the probabilities of each of these nine events. Lemmas 5 and 6 are technical results and, together with the Fact 2, are used to prove the other results.

**Lemma 5.**  $\sum_{v \in V \setminus \{u\}} d_{uv}^{-2} < 4(\ln n + 1)$  for all  $u \in V$ .

PROOF. Grouping the terms of the sum by their values and using Lemma 2,  $\sum_{v \in V \setminus \{u\}} d_{uv}^{-2} < \sum_{i=1}^n 4i \cdot i^{-2}$ .

By Fact 1,  $\sum_{v \in V \setminus \{u\}} d_{uv}^{-2} < 4(\ln n + 1)$ .  $\square$

**Fact 2 (Riemann zeta function).**  $\zeta(3) = \sum_{i=1}^{\infty} i^{-3} < 1,20206$ , where  $\zeta$  is the *Riemann zeta function*.

**Lemma 6.**  $\sum_{w \in V \setminus \{u,v\}} d_{uw}^{-2} d_{wv}^{-2} < 12\zeta(3) + 4$  for all  $u, v \in V$  and  $u \neq v$ .

PROOF. The distance  $d_{uv} \leq n$  because  $T$  is a 2-dimensional torus. Thus, the sum can be split into three sums: (i)  $\sum_{i=1}^{d_{uv}-1} \sum_{\substack{w \in V \setminus \{u,v\} \\ d_{uw}=i}} d_{uw}^{-2} d_{wv}^{-2}$ , (ii)  $\sum_{\substack{w \in V \setminus \{u,v\} \\ d_{uw}=d_{uv}}} d_{uw}^{-2} d_{wv}^{-2}$  and (iii)  $\sum_{i=d_{uv}+1}^n \sum_{\substack{w \in V \setminus \{u,v\} \\ d_{uw}=i}} d_{uw}^{-2} d_{wv}^{-2}$ .

For (i),  $d_{uw} < d_{uv}$  for all terms. This fact allows the using of the triangle inequality such that  $d_{uv} - d_{uw}$  is positive for all  $w \in V \setminus \{u, v\}$ . So, this term is at most  $\sum_{i=1}^{d_{uv}-1} \sum_{\substack{w \in V \setminus \{u,v\} \\ d_{uw}=i}} d_{uw}^{-2} (d_{uv} - d_{uw})^{-2}$ .

Since  $d_{uw} = i$  and by Lemma 2,

$$\begin{aligned}
\sum_{i=1}^{d_{uv}-1} \sum_{\substack{w \in V \setminus \{u,v\} \\ d_{uw}=i}} d_{uw}^{-2} d_{wv}^{-2} &\leq 4 \sum_{i=1}^{d_{uv}-1} i^{-1} (d_{uv} - i)^{-2} \\
&= 4 \left( \sum_{i=1}^{\lfloor \frac{d_{uv}-1}{2} \rfloor} i^{-1} (d_{uv} - i)^{-2} + \sum_{i=1}^{\lceil \frac{d_{uv}-1}{2} \rceil} (d_{uv} - i)^{-1} i^{-2} \right) \\
&\leq 4 \left( \sum_{i=1}^{\lfloor \frac{d_{uv}-1}{2} \rfloor} i^{-1} i^{-2} + \sum_{i=1}^{\lceil \frac{d_{uv}-1}{2} \rceil} i^{-1} i^{-2} \right),
\end{aligned}$$

where the last inequality holds because  $d_{uv} - i \geq i$  for all terms in both sums. As all sums terms are positive for  $i \geq 1$ , then  $\sum_{i=1}^{d_{uv}-1} \sum_{\substack{w \in V \setminus \{u,v\} \\ d_{uw}=i}} d_{uw}^{-2} d_{wv}^{-2} < 8 \sum_{i=1}^{\infty} i^{-3} = 8\zeta(3)$ , by Fact 2.

For (ii), as  $d_{wv} \geq 1$ ,  $d_{uw} = d_{uv}$ ,  $d_{uv} \geq 1$  and Lemma 2,

$$\sum_{\substack{w \in V \setminus \{u,v\} \\ d_{uw}=d_{uv}}} d_{uw}^{-2} d_{wv}^{-2} \leq \sum_{\substack{w \in V \setminus \{u,v\} \\ d_{uw}=d_{uv}}} d_{uw}^{-2} \leq 4d_{uv} \cdot d_{uv}^{-2} \leq 4.$$

For (iii),  $\sum_{i=d_{uv}+1}^n \sum_{\substack{w \in V \setminus \{u,v\} \\ d_{uw}=i}} d_{uw}^{-2} d_{wv}^{-2} \leq 4 \sum_{i=d_{uv}+1}^n i^{-1} (i - d_{uv})^{-2}$  holds by a similar way for (i). The

latter is equal to  $\sum_{i=1}^{n-d_{uv}} (d_{uv} + i)^{-1} i^{-2} < 4 \sum_{i=1}^{n-d_{uv}} i^{-1} i^{-2} < 4 \sum_{i=1}^{\infty} i^{-3} = 4\zeta(3)$ , by Fact 2. Given the upper bounds on (i), (ii) and (iii), therefore  $\sum_{w \in V \setminus \{u,v\}} d_{uw}^{-2} d_{wv}^{-2} < 12\zeta(3) + 4$ .  $\square$

Given  $u \in V$ , let  $E_u$  be the event of the existence of at least one 4-cycle, rooted in  $u$ , that is in  $G$  but not in  $T$ . Note that this event is equal to the event of UTSW creating long-range edges so that exists at least one 4-cycle rooted in  $u$  that belongs to  $G$  composed by *at least one long-range edge*. Let  $s$  be a local edge and  $w$  be a long-range edge in a sequence of edges of a 4-cycle rooted in  $u$ . Note that, there are  $2^4$  possible combinations of local and long-range edges and, one of them is certainly not in  $E_u$ , which is  $(s, s, s, s)$ , i.e. the 4-cycle with only local edges. The others 15 combinations can be grouped in nine sub-events of  $E_u$ , where each group leads to a different analysis, but the events belonging to a given group have the same analysis (which motivates the grouping). Then,  $E_u = \bigcup_{i=1}^9 E_{iu}$  and, each  $E_{iu}$  is defined by the following list.

- $E_{1u}$ : existence of at least one 4-cycle, rooted in  $u$ , that belongs to  $G$  with edge sequence  $(s, s, s, w)$  or  $(w, s, s, s)$ ;
- $E_{2u}$ : existence of at least one 4-cycle, rooted in  $u$ , that belongs to  $G$  with edge sequence  $(s, s, w, s)$  or  $(s, w, s, s)$ ;
- $E_{3u}$ : existence of at least one 4-cycle, rooted in  $u$ , that belongs to  $G$  with edge sequence  $(s, s, w, w)$  or  $(w, w, s, s)$ ;
- $E_{4u}$ : existence of at least one 4-cycle, rooted in  $u$ , that belongs to  $G$  with edge sequence  $(s, w, s, w)$  or  $(w, s, w, s)$ ;
- $E_{5u}$ : existence of at least one 4-cycle, rooted in  $u$ , that belongs to  $G$  with edge sequence  $(s, w, w, s)$ ;



- $E_{6u}$ : existence of at least one 4-cycle, rooted in  $u$ , that belongs to  $G$  with edge sequence  $(s, w, w, w)$  or  $(w, w, w, s)$ ;
- $E_{7u}$ : existence of at least one 4-cycle, rooted in  $u$ , that belongs to  $G$  with edge sequence  $(w, s, s, w)$ ;
- $E_{8u}$ : existence of at least one 4-cycle, rooted in  $u$ , that belongs to  $G$  with edge sequence  $(w, s, w, w)$  or  $(w, w, s, w)$ ;
- $E_{9u}$ : existence of at least one 4-cycle, rooted in  $u$ , that belongs to  $G$  with edge sequence  $(w, w, w, w)$ .

Lemmas 7 to 15 show upper bounds on the probabilities of each of these events. Finally, Theorem 16 bounds the probability of  $E_u$ . Recall that  $C_{uv}$  is the event of vertex  $u \in V$  choosing the vertex  $v \in V \setminus \{u\}$  to create a long-range edge.

**Lemma 7.**  $\Pr(E_{1u}) < 2/3 \ln^{-1}(n/2)$ .

PROOF. Let  $A = \{a \in V | d_{ua} = 3\}$ . Then,  $\Pr(E_{1u}) = \Pr\left(\bigcup_{a \in A} (C_{ua} \cup C_{au})\right)$ . Using union bound, Definition 2,  $d_{ua} = d_{au} = 3$  and  $|A| \leq 4d_{ua} = 12$ , by Lemma 2, then  $\Pr(E_{1u}) \leq 8/3Z$ . By Theorem 3,  $\Pr(E_{1u}) < 2/3 \ln^{-1}(n/2)$ .  $\square$

**Lemma 8.**  $\Pr(E_{2u}) < 64/9 \ln^{-1}(n/2)$ .

PROOF. Let  $A = \{a \in V | d_{ua} = 1\}$  and  $B = \{b \in V | d_{ub} = 2\}$ . So  $\Pr(E_{2u}) = \Pr\left(\bigcup_{a \in A} \bigcup_{b \in B} (C_{ab} \cup C_{ba})\right)$ . Using union bound, Definition 2 and  $d_{ab} = d_{ba}$ , then  $\Pr(E_{2u}) \leq 2Z \sum_{a \in A} \sum_{b \in B} d_{ab}^{-2}$ . By Lemma 2,  $|B| \leq 8$ . When  $|B| = 8$ ,  $d_{ab} = 3$  occurs five times and  $d_{ab} = 1$  occurs three times in the last sum. So, because  $|A| = 4$ , then  $\Pr(E_{2u}) \leq 256/9Z$ . By Theorem 3,  $\Pr(E_{2u}) < 64/9 \ln^{-1}(n/2)$ .  $\square$

**Lemma 9.**  $\Pr(E_{3u}) < (6\zeta(3) + 3/4) \ln^{-2}(n/2)$ .

PROOF. Let  $A = \{a \in V | d_{ua} = 2\}$ . The event  $E_{3u}$  is

$$\bigcup_{a \in A} \bigcup_{b \in V \setminus \{u, a\}} (C_{ab} \cap C_{bu}) \cup (C_{ab} \cap C_{ub}) \cup (C_{ba} \cap C_{ub}).$$

Note that the three intersections are between mutually independent events. So, in a similar way of Lemmas 7 and 8 proofs, we have

$$\Pr(E_{3u}) \leq 3Z^2 \sum_{a \in A} \sum_{b \in V \setminus \{u, a\}} d_{ab}^{-2} d_{ub}^{-2}.$$

The last sum can be split into two other sums, one for  $d_{ub} = 2$  and the other for  $d_{ub} \geq 3$ , because there is no  $b \in V \setminus \{u, a\}$  such that  $d_{ub} = 1$  in  $E_{3u}$ . When  $d_{ub} = 2$ ,  $d_{ub} \leq d_{ab}$  for all  $a \in A$  and, as a consequence,  $\sum_{b \in V \setminus \{u, a\}} d_{ab}^{-2} d_{ub}^{-2} \leq 4 \cdot 2 \cdot 2^{-2} \cdot 2^{-2} = 1/2$ , due to Lemma 2. When  $d_{ub} \geq 3$ , the triangle inequality is used to find  $d_{ab} \geq d_{ub} - 2$ , because  $d_{ua} = 2$ . By this fact and Lemma 2,  $\sum_{i=3}^n \sum_{\substack{b \in V \setminus \{u, a\} \\ d_{ub}=i}} d_{ab}^{-2} d_{ub}^{-2} \leq \sum_{i=3}^n 4i \cdot (i-2)^{-2} \cdot i^{-2} < 4 \sum_{i=1}^{\infty} i^{-3}$ . Therefore,  $\Pr(E_{3u}) < 3Z^2 \cdot 8 \left(1/2 + 4 \sum_{i=1}^{\infty} i^{-3}\right)$ , by the fact that  $|A| \leq 4d_{ua} = 8$ , due to Lemma 2. Using Fact 2 and Theorem 3,  $\Pr(E_{3u}) < (6\zeta(3) + 3/4) \ln^{-2}(n/2)$ .  $\square$

**Lemma 10.**  $\Pr(E_{4u}) < (16\zeta(3) + 5/4) \ln^{-2}(n/2)$ .

PROOF. Let  $A = \{a \in V | d_{ua} = 1\}$  and, for a given  $b \in V$ ,  $C_b = \{c \in V | d_{bc} = 1\}$ . Note that, for  $x, y \in V$ ,  $C_{xy}$  is an event and  $C_b$  is a set. The event  $E_{4u}$  is

$$\bigcup_{a \in A} \bigcup_{b \in V \setminus \{u, a\}} \bigcup_{c \in C_b \setminus \{u, a\}} (C_{ab} \cup C_{ba}) \cap (C_{uc} \cup C_{cu}).$$

All simple events are mutually independent. Using the union bound, the simple events independence and Definition 2, then

$$\Pr(E_{4u}) \leq 4Z^2 \sum_{a \in A} \sum_{b \in V \setminus \{u, a\}} \sum_{c \in C_b \setminus \{u, a\}} d_{ab}^{-2} d_{uc}^{-2}.$$

The second sum can be split for  $d_{ab} = 2$  and  $d_{ab} \geq 3$ , because there is no  $b \in V \setminus \{u, a\}$  such that  $d_{ab} = 1$  for all  $a \in A$  in  $E_{4u}$ .

When  $d_{ab} = 2$ ,  $|\{b \in V \setminus \{u, a\} : d_{ab} = 2\}| \leq 4d_{ab} = 8$  holds, due to Lemma 2, for all  $a \in A$ . Note that, at most five of the at most eight vertices  $b \in V \setminus \{u, a\}$  have their  $C_b$  with size  $|\{c \in C_b \setminus \{u, a\} : d_{ab} = 2\}| \leq 4d_{bc} = 4$ . The others at most three vertices do not belong to the event  $E_{4u}$ . Furthermore,  $d_{ab} \leq d_{uc}$  when  $d_{ab} = 2$  and, so  $\sum_{b \in V \setminus \{u, a\}} \sum_{c \in C_b \setminus \{u, a\}} d_{ab}^{-2} d_{uc}^{-2} \leq 5 \cdot 4 \cdot 2^{-2} \cdot 2^{-2} = 5/4$ .

When  $d_{ab} \geq 3$ ,  $d_{uc} \geq d_{ab} - 2$  for all  $a \in A$ . Combining these splittings of the sum for  $d_{ab} = 2$  and  $d_{ab} \geq 3$ , together with Lemma 2,

$$\Pr(E_{4u}) \leq 4Z^2 \cdot 4 \left( 5/4 + 16 \sum_{i=3}^n i^{-1} \cdot (i-2)^{-2} \right).$$

As  $\sum_{i=3}^n i^{-1} \cdot (i-2)^{-2} < \sum_{i=1}^{\infty} i^{-3}$ , by Fact 2 and Theorem 3,  $\Pr(E_{4u}) < (16\zeta(3) + 5/4) \ln^{-2}(n/2)$ .  $\square$

**Lemma 11.**  $\Pr(E_{5u}) < (9/2\zeta(3) + 63/128) \ln^{-2}(n/2)$ .

PROOF. Let  $A = \{a \in V | d_{ua} = 1\}$  such that  $A = \{a_1, a_2, a_3, a_4\}$  in any sequence. The event  $E_{5u}$  is

$$\bigcup_{\substack{a_i, a_j \in A \\ i < j}} \bigcup_{b \in V \setminus \{u, a_i, a_j\}} (C_{a_i b} \cap C_{ba_j}) \cup (C_{a_i b} \cap C_{a_j b}) \cup (C_{ba_i} \cap C_{a_j b}).$$

All simple events in the intersections are independent. So,

$$\Pr(E_{5u}) \leq 3Z^2 \sum_{\substack{a_i, a_j \in A \\ i < j}} \sum_{b \in V \setminus \{u, a_i, a_j\}} d_{a_i b}^{-2} d_{a_j b}^{-2}.$$

Note that  $d_{a_i b} \geq 2$  in  $E_{5u}$ . When  $d_{a_i b} = 2$ , there is a  $b \in V$  such that  $b = a_j$  for all  $a_i, a_j \in A$ . Thus,  $|\{b \in V \setminus \{u, a_i, a_j\} : d_{a_i b} = 2\}| \leq 4d_{a_i b} - 1 = 7$ , due to Lemma 2. Furthermore,  $d_{a_i b} \leq d_{a_j b}$  for all  $a_i, a_j \in A$ . Thus, the inequality  $\sum_{b \in V \setminus \{u, a_i, a_j\}} d_{a_i b}^{-2} d_{a_j b}^{-2} \leq 7 \cdot 2^{-2} \cdot 2^{-2} = 7/16$  holds when  $d_{a_i b} = 2$ .

When  $d_{a_i b} \geq 3$ ,  $d_{a_j b} \geq d_{a_i b} - 2$  for all  $a_i, a_j \in A$  and  $b \in V \setminus \{u, a_i, a_j\}$ . Combining with Lemma 2, the inequality  $\sum_{b \in V \setminus \{u, a_i, a_j\}} d_{a_i b}^{-2} d_{a_j b}^{-2} \leq \sum_{k=3}^n 4k \cdot k^{-2} \cdot (k-2)^{-2}$  holds. As  $\sum_{k=3}^n k^{-1} \cdot (k-2)^{-2} < \sum_{k=1}^{\infty} k^{-3}$ ,

then  $\Pr(E_{5u}) < 3Z^2 \sum_{\substack{a_i, a_j \in A \\ i < j}} \left( 7/16 + 4 \sum_{k=1}^{\infty} k^{-3} \right)$ . By Lemma 2,  $|A| = 4d_{ua} = 4$ , thus there are  $\binom{4}{2}$

distinct combinations of values for  $i$  and  $j$ . Therefore,  $\Pr(E_{5u}) < (9/2\zeta(3) + 63/128) \ln^{-2}(n/2)$ , due to Fact 2 and Theorem 3.  $\square$

**Lemma 12.**  $\Pr(E_{6u}) < (12\zeta(3) + 4)(\ln n + 1) \ln^{-3}(n/2)$ .

PROOF. Let  $A = \{a \in V | d_{ua} = 1\}$ . The event  $E_{6u}$  is

$$\bigcup_{a \in A} \bigcup_{b \in V \setminus \{u, a\}} \bigcup_{c \in V \setminus \{u, a, b\}} \frac{(C_{ab} \cap C_{bc} \cap C_{uc}) \cup (C_{ab} \cap C_{cb} \cap C_{uc}) \cup (C_{ba} \cap C_{cb} \cap C_{uc}) \cup (C_{ab} \cap C_{bc} \cap C_{cu})}{(C_{ba} \cap C_{cb} \cap C_{uc}) \cup (C_{ab} \cap C_{bc} \cap C_{cu})}.$$

All the intersections in  $E_{6u}$  are among mutually independent simple events. So, because  $d_{ab} = d_{ba}$ ,  $d_{bc} = d_{cb}$ ,  $d_{uc} = d_{cu}$  and by Definition 2, the probabilities of the four combinations of intersections of simple events in  $E_{6u}$  are equal to  $Z^3 \cdot d_{ab}^{-2} \cdot d_{bc}^{-2} \cdot d_{cu}^{-2}$ , for all  $a \in A$ ,  $b \in V \setminus \{u, a\}$  and  $c \in V \setminus \{u, a, b\}$ . Using the union bound,

$$\Pr(E_{6u}) \leq 4Z^3 \sum_{a \in A} \sum_{b \in V \setminus \{u, a\}} d_{ab}^{-2} \sum_{c \in V \setminus \{u, a, b\}} d_{bc}^{-2} d_{cu}^{-2}.$$

Using Lemmas 6 and 5 and due to  $|A| = 4d_{ua} = 4$ , by Lemma 2 and Theorem 3,  $\Pr(E_{6u}) < (12\zeta(3) + 4)(\ln n + 1) \ln^{-3}(n/2)$ .  $\square$

**Lemma 13.**  $\Pr(E_{7u}) < (6\zeta(3) + 21/32) \ln^{-2}(n/2)$ .

PROOF. For a given  $a \in V$ , let  $B_a = \{b \in V | d_{ab} = 2\}$ . The event  $E_{7u}$  is

$$\bigcup_{a \in V \setminus \{u\}} \bigcup_{b \in B_a \setminus \{u\}} (C_{ua} \cap C_{bu}) \cup (C_{au} \cap C_{ub}) \cup (C_{au} \cap C_{bu}).$$

All intersections are between mutually independent simple events. Using the union bound, the events independence, Definition 2,  $d_{au} = d_{ua}$  and  $d_{bu} = d_{ub}$ , then

$$\Pr(E_{7u}) \leq 3Z^2 \sum_{a \in V \setminus \{u\}} \sum_{b \in B_a \setminus \{u\}} d_{ua}^{-2} d_{ub}^{-2}.$$

Note that  $d_{ua} \geq 2$  in  $E_{7u}$ . So, the first sum can be split for  $d_{ua} = 2$  and  $d_{ua} \geq 3$ .

When  $d_{ua} = 2$ , there is a  $b \in B_a$  such that  $b = u$  for all  $a \in V \setminus \{u\}$ . As a consequence, the inequalities  $|\{b \in B_a \setminus \{u\} : d_{ua} = 2\}| \leq 4d_{ab} - 1 = 7$  and  $|\{a \in V \setminus \{u\} : d_{ua} = 2\}| \leq 4d_{ua} = 8$  hold, due to Lemma 2. Besides that,  $d_{ua} \leq d_{ub}$  for all  $a \in V \setminus \{u\}$  and  $b \in B_a \setminus \{u\}$ . Thus,  $\sum_{a \in V \setminus \{u\}} \sum_{b \in B_a \setminus \{u\}} d_{ua}^{-2} d_{ub}^{-2} \leq 8 \cdot 7 \cdot 2^{-2} \cdot 2^{-2} = 7/2$  when  $d_{ua} = 2$ .

When  $d_{ua} \geq 3$ , then  $d_{ub} \geq d_{ua} - 2$  for all  $a \in V \setminus \{u\}$  and  $b \in B_a \setminus \{u\}$ . Therefore,

$$\sum_{a \in V \setminus \{u\}} \sum_{b \in B_a \setminus \{u\}} d_{ua}^{-2} d_{ub}^{-2} \leq 32 \sum_{i=3}^n i^{-1} \cdot (i-2)^{-2},$$

due to the facts  $|\{a \in V \setminus \{u\} : d_{ua} \geq 3\}| \leq 4d_{ua}$  and  $|\{b \in B_a \setminus \{u\} : d_{ua} \geq 3\}| \leq 4d_{ab} = 8$ , by Lemma 2. Combining the cases for  $d_{ua} = 2$  and  $d_{ua} \geq 3$ , then  $\Pr(E_{7u}) \leq 3Z^2 \left( 7/2 + 32 \sum_{i=3}^n i^{-1} \cdot (i-2)^{-2} \right)$ .

As  $\sum_{i=3}^n i^{-1} \cdot (i-2)^{-2} < \sum_{i=1}^{\infty} i^{-3}$  and by Fact 2 and Theorem 3, so  $\Pr(E_{7u}) < (6\zeta(3) + 21/32) \ln^{-2}(n/2)$ .  $\square$

**Lemma 14.**  $\Pr(E_{8u}) < (12\zeta(3) + 4)(\ln n + 1) \ln^{-3}(n/2)$ .

PROOF. For a given  $a \in V$ , let  $B_a = \{b \in V | d_{ab} = 1\}$ . The event  $E_{8u}$  is

$$\bigcup_{a \in V \setminus \{u\}} \bigcup_{b \in B_a \setminus \{u\}} \bigcup_{c \in V \setminus \{u, a, b\}} \frac{(C_{ua} \cap C_{bc} \cap C_{cu}) \cup (C_{au} \cap C_{bc} \cap C_{uc}) \cup (C_{au} \cap C_{bc} \cap C_{cu}) \cup (C_{au} \cap C_{cb} \cap C_{uc})}{(C_{au} \cap C_{bc} \cap C_{cu}) \cup (C_{au} \cap C_{cb} \cap C_{uc})}.$$

The proof follows similarly to the proof of Lemma 12.  $\square$

**Lemma 15.**  $\Pr(E_{9u}) < (3/4\zeta(3) + 1/4)(\ln n + 1)^2 \ln^{-4}(n/2)$ .

PROOF. The event  $E_{9u}$  is

$$\bigcup_{a \in V \setminus \{u\}} \bigcup_{b \in V \setminus \{u, a\}} \bigcup_{c \in V \setminus \{u, a, b\}} (C_{ua} \cap C_{ab} \cap C_{bc} \cap C_{cu}).$$

All simple events in the intersections are mutually independent. Using the union bound, the independence of the simple events and Definition 2,

$$\Pr(E_{9u}) \leq Z^4 \sum_{a \in V \setminus \{u\}} d_{ua}^{-2} \sum_{b \in V \setminus \{u, a\}} d_{ab}^{-2} \sum_{c \in V \setminus \{u, a, b\}} d_{bc}^{-2} d_{cu}^{-2}.$$

By Lemmas 6 and 5 and Theorem 3,  $\Pr(E_{9u}) < (3/4\zeta(3) + 1/4)(\ln n + 1)^2 \ln^{-4}(n/2)$ .  $\square$

**Theorem 16.**  $\Pr(E_u) = O(\log^{-1} n)$ .

PROOF. The bound for the probability of the event  $E_u = \bigcup_{i=1}^9 E_{iu}$  follows by the union bound and Lemmas 7 to 15. Then,

$$\begin{aligned} \Pr(E_u) &\leq \sum_{i=1}^9 \Pr(E_{iu}) \\ &< 70/9 \ln^{-1}(n/2) + \\ &\quad (65/2\zeta(3) + 403/128) \ln^{-2}(n/2) + \\ &\quad (24\zeta(3) + 8)(\ln n + 1) \ln^{-3}(n/2) + \\ &\quad (3/4\zeta(3) + 1/4)(\ln n + 1)^2 \ln^{-4}(n/2). \end{aligned}$$

As  $(\ln n + 1)/\ln(n/2)$  is  $O(1)$ , so  $\Pr(E_u)$  is  $O(\log^{-1} n)$ .  $\square$

Theorem 16 means that the probability of the existence of at least one 4-cycle, rooted in a vertex  $u \in V$ , that is in  $G$  but not in  $T$  is small. Particularly,  $\Pr(E_u) = 0$  when  $n$  tends to infinity. Section 6 presents the labeling algorithm, that uses the results of this section.

## 6. Labeling Algorithm

The design of the labeling algorithm is based on the spanning torus identification. We next describe its idea. Note that a breadth-first search can be used to label the vertices of the spanning torus. But, a UTSW graph has a spanning torus together with long-range edges. So, at first, the algorithm tries to remove the long-range edges. This procedure consists in running searches rooted in each vertex aiming to remove incident long-range edges. The algorithm runs a search with depth four rooted in each vertex, and creates a list of 4-cycles rooted in it. It identifies lattice patterns, defined in Definition 4, through combinations of the 4-cycles in the list. If the algorithm identifies lattice patterns with only local edges incident to the root vertex, then the remaining incident edges are long-range edges and it removes them. The resulting graph is an “almost” torus with possibly a few sparsely distributed long-range edges that cannot be identified by the algorithm.

After that, we choose a random vertex of the resulting graph that can be the initial reference to label the others vertices. Finally, the algorithm labels almost all vertices running a breadth-first search in the resulting graph rooted in that chosen vertex. The *labeling algorithm* (LA), defined in Algorithm 6, runs five important procedures:

1. *4-cycles search* (C4S), defined in Algorithm 1;
2. *Lattice pattern recognition algorithm* (LPRA), defined in Algorithm 2;
3. *Long-range edges removing algorithm* (LRERA), defined in Algorithm 3;
4. *Reference system labeling algorithm* (RSLA), defined in Algorithm 4;
5. *Arbitrary cross labeling algorithm* (ACLA), defined in Algorithm 5.

Sections 6.1 to 6.6 present the definition and analysis of each of these procedures.

### 6.1. Bounded Search

The *4-cycles search*, **C4S** for short, is an algorithm that takes as input a UTSW graph  $G = (V, E)$  and a vertex  $u \in V$ , and outputs the set of all 4-cycles in  $G$ , rooted in  $u$ , composed by four distinct vertices. It is a depth-first search with depth  $d$  limited to four, starting from  $d = 1$ . If a vertex  $v_d$ , at depth  $d = 4$ , is neighbor of  $u$ , then the path from root  $u$  to leaf  $v_d$  corresponds to a 4-cycle composed by distinct vertices and, thus, the algorithm adds this cycle to the returning set  $\mathcal{S}$ .

Note that each cycle appears twice in  $\mathcal{S}$ , in both directions, due to  $G$  being an undirected graph. Because of that, the algorithm removes all duplicates in  $\mathcal{S}$ . Algorithm 1 presents **C4S**, which executes two procedures: *recursive 4-cycles search* (**RC4S**) and *duplication removing algorithm* (**DRA**). We denote  $N_G(w)$  as the set of neighbors of  $w \in V$  in  $G$ . Lemma 17 shows that **C4S** outputs a set of 4-cycles with size that tends to 4.

---

#### Algorithm 1: 4-cycles search

---

**Instance:** A UTSW graph  $G = (V, E)$  and a vertex  $u \in V$   
**Return :** The set of all 4-cycles in  $G$  rooted in  $u$  and composed by four distinct vertices

```

1 Algorithm C4S( $G, u$ )
2   return DRA(RC4S( $G, (u, \text{nil}, \text{nil}, \text{nil}), 1$ ))
3 Algorithm RC4S( $G, (v_1, v_2, v_3, v_4), d$ )
4   if  $d = 4$  then
5     if  $v_1 \in N_G(v_4)$  then return  $\{(v_1, v_2, v_3, v_4)\}$ ;
6     return  $\emptyset$ 
7    $\mathcal{S} \leftarrow \emptyset$ 
8   for each  $w \in N_G(v_d) \setminus \{v_k | 1 \leq k \leq d\}$  do
9      $v_{d+1} \leftarrow w$ 
10     $\mathcal{S} \leftarrow \mathcal{S} \cup \text{RC4S}(G, (v_1, v_2, v_3, v_4), d + 1)$ 
11  return  $\mathcal{S}$ 
12 Algorithm DRA( $\mathcal{S}$ )
13   $\mathcal{R} \leftarrow \emptyset$ 
14  for each  $(v_1, v_2, v_3, v_4) \in \mathcal{S}$  do
15    if  $(v_1, v_4, v_3, v_2) \notin \mathcal{R}$  then  $\mathcal{R} \leftarrow \mathcal{R} \cup \{(v_1, v_2, v_3, v_4)\}$ ;
16  return  $\mathcal{R}$ 

```

---

**Lemma 17.** *C4S outputs a set of 4-cycles with expected size of at most  $4 + O(\log^{-1} n)$  for all  $u \in V$ .*

PROOF. Let  $C$  be the set of all possible distinct 4-cycles in  $G$  with root vertex  $u$ , with at least one long-range edge and without considering directions. Let  $X_c$  be the random variables for all  $c \in C$  that are 1 if **C4S** outputs a set that contains  $c$ , or 0 otherwise. Let  $L$  be the random variable that counts the number of 4-cycles in the set returned by **C4S**. As shown in Section 5, set of 4-cycles with at least one long-range edge can be partitioned in nine subsets according to the sequence of edges between the vertices. Let  $C_i$  be the subsets of  $C$  partitioned as the events  $E_{iu}$ , for all  $1 \leq i \leq 9$ . Note that  $C$  and  $C_i$  are sets and  $C_{uv}$  is the event of  $u$  choosing  $v \in V \setminus \{u\}$ . As **C4S** finds at least the four distinct cycles that belongs to the torus  $T$ , so  $L = 4 + \sum_{c \in C} X_c$ . Then, by the linearity of expectation,

$$\mathbb{E}[L] = 4 + \mathbb{E} \left[ \sum_{i=1}^9 \sum_{c \in C_i} X_c \right] = 4 + \sum_{i=1}^9 \sum_{c \in C_i} \Pr(X_c = 1).$$

We next bound  $\sum_{c \in C_1} \Pr(X_c = 1)$ , in a similar way of Lemma 7 proof. Note that there are at most three distinct cycles  $c \in C_1$  with the same  $c_4$ , where  $c_k$  is the vertex in the position  $k$  of the cycle  $c$  and  $c_1 = u$ . Let  $A = \{a \in V \mid d_{ua} = 3\}$ . Then  $\sum_{c \in C_1} \Pr(X_c = 1) \leq \sum_{a \in A} 3 \Pr(C_{ua} \cup C_{au})$ . As  $|A| \leq 4d_{ua} = 12$ , by Lemma 2,  $d_{ua} = d_{au} = 3$  and using the union bound and Definition 2, then  $\sum_{c \in C_1} \Pr(X_c = 1) \leq 3 \cdot \Pr(E_{1u})$ . Such proof strategy can be used to find upper bounds on  $\sum_{c \in C_i} \Pr(X_c = 1)$ , for all  $1 \leq i \leq 9$ , using Lemmas 7 to 15. So, we have,

- |  |  |
|--|--|
| 1. $\sum_{c \in C_1} \Pr(X_c = 1) \leq 3 \cdot \Pr(E_{1u});$ | 6. $\sum_{c \in C_6} \Pr(X_c = 1) \leq \Pr(E_{6u});$         |
| 2. $\sum_{c \in C_2} \Pr(X_c = 1) \leq 2 \cdot \Pr(E_{2u});$ | 7. $\sum_{c \in C_7} \Pr(X_c = 1) \leq 2 \cdot \Pr(E_{7u});$ |
| 3. $\sum_{c \in C_3} \Pr(X_c = 1) \leq 2 \cdot \Pr(E_{3u});$ | 8. $\sum_{c \in C_8} \Pr(X_c = 1) \leq \Pr(E_{8u});$         |
| 4. $\sum_{c \in C_4} \Pr(X_c = 1) \leq \Pr(E_{4u});$         | 9. $\sum_{c \in C_9} \Pr(X_c = 1) \leq \Pr(E_{9u}).$         |
| 5. $\sum_{c \in C_5} \Pr(X_c = 1) \leq \Pr(E_{5u});$         |  |

The proof follows similarly to the proof of Theorem 16. Then,

$$\begin{aligned} E[L] &< 4 + 146/9 \ln^{-1}(n/2) + \\ &\quad (89/2\zeta(3) + 583/128) \ln^{-2}(n/2) + \\ &\quad (24\zeta(3) + 8)(\ln n + 1) \ln^{-3}(n/2) + \\ &\quad (3/4\zeta(3) + 1/4)(\ln n + 1)^2 \ln^{-4}(n/2), \text{ for all } u \in V. \end{aligned}$$

□

The expected size of the set returned by C4S, denoted as  $E[L]$  and bounded in the end of the Lemma 17 proof, decreases inversely logarithmically to the constant 4 whereas  $n$  increases linearly. So,  $E[L]$  assumes the greatest value when  $n$  assumes the smallest value. When  $n = 3$ , the expected size of the set returned by C4S is  $E[L] < 1745$ , but better values are obtained by increasing  $n$ . For example, we perform some experimental simulations, where C4S outputs sets with approximately size of 7.48 for a UTSW graph with  $n = 10$ . This value decreases for greater values of  $n$ , as foreseen by the theoretical bound of Lemma 17. It is approximately 5.42 for  $n = 100$  and 5.24 for  $n = 150$ .

Next, Lemma 19 uses the results of the Lemma 18 and shows that C4S runs in expected constant time.

**Lemma 18.** *Let  $\delta_G(u)$  be the degree of each  $u \in V$  in  $G$ , the expected degree of  $u$  is  $E[\delta_G(u)] \leq 6$ .*

PROOF. Let  $N_T(u)$  be the set of neighbors of  $u$  in the torus  $T$ . In UTSW, the vertex  $u$  chooses one vertex  $v \in V \setminus \{u\}$  and any vertex  $w \in V \setminus \{u\}$  can choose  $u$  to create a long-range edge. Let  $X_u$  be the random variable that counts the number of vertices that chose  $u$  to create a long-range edge. Let  $X_{wu}$  be the random variable that is 1 if the vertex  $w \in V \setminus \{u\}$  choose  $u$  to create a long-range edge, or 0 otherwise. As  $X_u = \sum_{w \in V \setminus \{u\}} X_{wu}$ , by the linearity of expectation,  $E[X_u] = \sum_{w \in V \setminus \{u\}} \Pr(X_{wu} = 1)$ .

Using the Definitions 2 and 1 and  $d_{uw} = d_{wu}$ , then  $E[X_u] = 1$ . Thus, using the linearity of expectation,  $E[\delta_G(u)] \leq |N_T(u)| + 1 + E[X_u] = 6$ . □

**Lemma 19.** *C4S runs in expected constant time in any vertex  $u \in V$ .*

PROOF. Let  $X_d$  be the random variable that counts the number of vertices at levels  $1 \leq d \leq 4$  of RC4S. Let  $x_{d-1}$  be the already known number of vertices at level  $d-1$ . Let  $D_k$  be the random variable

of the degree of each vertex  $1 \leq k \leq x_{d-1}$  at level  $d-1$ . Note that  $X_0 = x_0 = 1$  and  $X_d = \sum_{k=1}^{x_{d-1}} D_k$  for all  $1 \leq d \leq 4$ . Then

$$\begin{aligned}
\mathbb{E}[X_d | X_{d-1} = x_{d-1}] &= \mathbb{E} \left[ \sum_{k=1}^{x_{d-1}} D_k | X_{d-1} = x_{d-1} \right] \\
&= \sum_{k=1}^{x_{d-1}} \mathbb{E}[D_k | X_{d-1} = x_{d-1}] \\
&= \sum_{k=1}^{x_{d-1}} \mathbb{E}[D_k] \\
&\leq 6x_{d-1},
\end{aligned}$$

due to the linearity of expectation, to the independence between the variables  $D_k$  and  $X_{d-1}$  for all  $1 \leq k \leq x_{d-1}$  and  $1 \leq d \leq 4$ , and because  $\mathbb{E}[D_k] = \mathbb{E}[\delta_G(u)] \leq 6$  for all  $u \in V$ , by Lemma 18. So,

$$\begin{aligned}
\mathbb{E}[X_d] &= \sum_{x_{d-1} \geq 0} \mathbb{E}[X_d | X_{d-1} = x_{d-1}] \Pr(X_{d-1} = x_{d-1}) \\
&\leq 6 \sum_{x_{d-1} \geq 0} x_{d-1} \Pr(X_{d-1} = x_{d-1}) \\
&= 6 \mathbb{E}[X_{d-1}].
\end{aligned}$$

Solving the recurrence with base  $\mathbb{E}[X_0] = 1$ , we have  $\mathbb{E}[X_d] \leq 6^d$  for  $d \geq 0$ . Let  $X$  be the random variable that counts the total number of vertices at levels  $0 \leq d \leq 4$  of the RC4S. As  $X = \sum_{d=0}^4 X_d$ , then  $\mathbb{E}[X] \leq \sum_{d=0}^4 6^d = 1555$ . The result follows because RC4S visits at most an expected constant number of vertices, as shown in the bound of  $\mathbb{E}[X]$ , and because DRA takes as input a list of cycles with at most constant expected size, by Lemma 17.  $\square$

## 6.2. Lattice Pattern and Detection

**Definition 4.** Given a set  $\mathcal{C}$  of four cycles of size 4, the *lattice pattern* property consists in the existence of a sequence  $(C^0, C^1, C^2, C^3)$  of the four cycles  $C^k \in \mathcal{C}$  where for all  $0 \leq k \leq 3$ :

- (i) the cycle  $C^k$  has a same vertex  $u$ ;
- (ii) the pair of consecutive cycles  $C^k$  and  $C^{((k+1) \bmod 4)}$  have a distinct intersecting edge  $\{u, a_k\}$ ;
- (iii) the cycle  $C^k$  has a distinct vertex  $b_k \neq u$  neighbor of  $a_{((k-1) \bmod 4)}$  and  $a_k$ ;
- (iv) all nine vertices  $u, a_k$  and  $b_k$  are distinct each other.

A sequence of cycles with the properties of the Definition 4 may start with any cycle in  $\mathcal{C}$ . In fact, if  $\mathcal{C}$  is a lattice pattern, then there are four distinct sequences with the lattice pattern properties. Note that if the sequence  $(C^0, C^1, C^2, C^3)$  is a lattice pattern, then are the sequences  $(C^1, C^2, C^3, C^0)$ ,  $(C^2, C^3, C^0, C^1)$  and  $(C^3, C^0, C^1, C^2)$  also. Figure 4 illustrates a lattice pattern with a sequence of cycles in the clockwise.

The *lattice pattern recognition algorithm*, LPRA for short, takes as input a set  $\mathcal{C}$  of four cycles of size 4, with the same root vertex  $u \in V$  and composed by distinct vertices, and outputs a boolean value that informs if the cycles define a lattice pattern. It recognizes a lattice pattern finding a sequence of the cycles in  $\mathcal{C}$  that has the four properties of the Definition 4. The property (i) of the lattice pattern is assumed to be true by the input constraints.

LPRA, defined in Algorithm 2, starts selecting an arbitrary cycle  $C^0 \in \mathcal{C}$ , which is the first cycle of the sequence  $(C^0, C^1, C^2, C^3)$  without loss of generality. Note that  $C^k = (c_1^k, c_2^k, c_3^k, c_4^k)$  is the cycle  $0 \leq k \leq 3$  of the sequence and  $c_i^k$  is the vertex  $1 \leq i \leq 4$  of the cycle  $k$  of the sequence. Moreover,  $c_1^k = u$  for all  $k$ , by the input constraints, and either  $a_0 = c_2^0$  or  $a_0 = c_4^0$ . Without loss of generality,

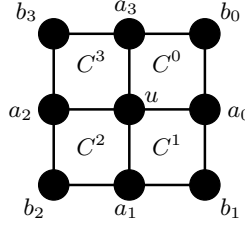


Figure 4: Four 4-cycles that constitutes a lattice pattern.

LPRA sets  $a_0$  to  $c_4^0$ , removes  $C^0$  from  $\mathcal{C}$  and initializes the set  $S$  on lines 3 to 5. In this case,  $a_0 = c_4^0$ ,  $b_0 = c_3^0$  and  $a_3 = c_2^0$  in the lattice pattern shown in Figure 4. LPRA uses the set  $S$  to check the property (iv) in each iteration of the line 6 loop.

After that, LPRA tries to find iteratively the next cycle of sequence  $C^k$  through the edge  $\{u, a_{k-1}\}$ , keeping the property (ii) true. Then, either  $a_{k-1} = c_2^k$  or  $a_{k-1} = c_4^k$ , because  $c_1^k = u$  and considering both directions of the cycle. If there is no  $C^k \in \mathcal{C}$  such that, then there is no sequence of the cycles in  $\mathcal{C}$  with the properties of the Definition 4 and  $\mathcal{C}$  does not define a lattice pattern.

---

**Algorithm 2:** Lattice pattern recognition algorithm

---

**Instance:** A set  $\mathcal{C}$  of four cycles of size 4 with the same root vertex and composed by distinct vertices

**Return :** A boolean value that informs if  $\mathcal{C}$  defines a lattice pattern

---

```

1 Algorithm LPRA( $\mathcal{C}$ )
2   Choose an arbitrary cycle  $C^0 \in \mathcal{C}$ , where  $C^0 = (c_1^0, c_2^0, c_3^0, c_4^0)$ 
3    $\mathcal{C} \leftarrow \mathcal{C} \setminus \{C^0\}$ 
4    $S \leftarrow \{c_1^0, c_3^0, c_4^0\}$ 
5    $a_0 \leftarrow c_4^0$ 
6   for  $k \leftarrow 1$  to 3 do
7     Find a cycle  $C^k \in \mathcal{C}$ , where  $C^k = (c_1^k, c_2^k, c_3^k, c_4^k)$ , such that  $c_2^k = a_{k-1}$  or  $c_4^k = a_{k-1}$ 
8     if such cycle  $C^k$  does not exist then return false;
9     if  $\{c_2^k, c_3^k, c_4^k\} \setminus \{a_{k-1}\} \cap S \neq \emptyset$  then return false;
10     $\mathcal{C} \leftarrow \mathcal{C} \setminus \{C^k\}$ 
11     $S \leftarrow S \cup \{c_2^k, c_3^k, c_4^k\}$ 
12     $a_k \leftarrow \{c_2^k, c_4^k\} \setminus \{a_{k-1}\}$ 
13  if  $a_3 = c_2^0$  then return true;
14  return false

```

---

Line 9 checks the property (iv) in the cycles  $C^0$  to  $C^k$  in each iteration  $1 \leq k \leq 3$ . When  $k = 3$  and  $\mathcal{C}$  defines a lattice pattern, either  $c_2^3 = c_2^0$  or  $c_4^3 = c_2^0$ . This is the reason that LPRA does not add  $c_2^0$  in  $S$  on line 4. However, this equality is checked on line 13, keeping the property (ii) true. Lines from 10 to 12 removes  $C^k$  from  $\mathcal{C}$  for LPRA selecting  $C^k$  only once; adds the vertices of  $C^k$  in  $S$  for checking the property (iv) and sets  $a_k$  for finding the  $C^k$  of the next iteration. In the end, LPRA computes a sequence  $(C^0, C^1, C^2, C^3)$  and checks on line 13 the property (ii) for the consecutive cycles  $C^3$  and  $C^0$ .

LPRA does not consider the property (iii). As all vertices of  $C^k$  are distinct each other, for all  $C^k \in \mathcal{C}$ , by the input constraints, so the property (iii) is true for all  $0 \leq k \leq 3$ . Therefore, as the properties (i) and (iii) are assumed to be true, the cycles  $C^k$  are found based on property (ii), and the property (iv) is checked in each iteration, then LPRA recognizes lattice patterns. Moreover, LPRA



running time is constant, due to the set  $\mathcal{C}$  having size 4.

### 6.3. Removing Long-Range Edges

Note that **C4S** outputs a set of 4-cycles with the same root vertex and composed by distinct vertices. Also, this set has at least four cycles that define a lattice pattern, because a **UTSW** graph  $G$  has a 2-dimensional spanning torus  $T$ . Then, it is possible to check the property of lattice pattern in all combinations of four cycles in the set that **C4S** outputs. The design of the next algorithm is based on this and its aim is to remove a large fraction of the long-range edges in  $G$ .

Let  $\mathcal{L}$  be the set of 4-cycles returned by **C4S** with input  $G$  and the root vertex  $u \in V$ . Let  $\mathcal{C}_1, \mathcal{C}_2, \dots, \mathcal{C}_k \subseteq \mathcal{L}$  be all the  $k \geq 1$  distinct combinations of four distinct cycles in  $\mathcal{L}$  with lattice pattern. Let  $U_i = (V_i, E_i)$  be the graph induced by the edges of the cycles in  $\mathcal{C}_i$ , for all  $1 \leq i \leq k$ . Let  $U = \left( \bigcup_{i=1}^k V_i, \bigcup_{i=1}^k E_i \right)$ .

All vertices in the torus  $T$  have degree 4, because  $T$  is a 2-dimensional torus. So, if  $\delta_U(u) = 4$ , then all edges incident to  $u$  in  $U$  are the local edges of  $u$  in  $T$ , recalling that  $\delta_H(v)$  is the degree of  $v$  in the graph  $H$ . As a consequence, the set of all long-range edges of  $u$  in  $G$  is  $\partial_G(u) \setminus \partial_U(u)$ , where  $\partial_H(v)$  is the set of all edges incident to  $v$  in the graph  $H$ . We refer a vertex  $u \in V$  *detected* if  $\delta_U(u) = 4$  and this is a boolean attribute of each vertex of  $G$ . Note that some vertices of  $G$  may not be detected.

The *long-range edges removing algorithm*, **LRERA** for short, takes as input a **UTSW** graph  $G$  and outputs a graph  $(V, E')$  without the long-range edges of all detected vertices. As explained, if a vertex  $u \in V$  is detected, then all its incident edges in  $G$  can be identified as local or long-range edges. If the **LRERA** detects  $u \in V$ , then it does not add in  $E'$  all edges in  $\partial_G(u) \setminus \partial_U(u)$ , adding only the local edges of  $u$  in  $T$ . The algorithm does this through an attribute *add* of the edges of  $G$ .

---

#### Algorithm 3: Long-range edges removing algorithm

---

**Instance:** A **UTSW** graph  $G = (V, E)$

**Return :** A graph  $(V, E')$  without the detected long-range edges, and the *detected* attribute defined for each  $u \in V$

---

```

1 Algorithm LRERA( $G$ )
2   for each  $e \in E$  do  $e.add \leftarrow \text{true}$ ;
3   for each  $u \in V$  do
4      $\mathcal{L} \leftarrow \text{C4S}(G, u)$ 
5      $E'' \leftarrow \emptyset$ 
6     for each  $\mathcal{C} \in \binom{\mathcal{L}}{4}$  do
7       if LPRA( $\mathcal{C}$ ) then
8          $E'' \leftarrow E'' \cup \{\text{edges in } \mathcal{C} \text{ that are incident to } u\}$ 
9     if  $|E''| = 4$  then
10       $u.detected \leftarrow \text{true}$ 
11      for each  $e \in \partial_G(u) \setminus E''$  do  $e.add \leftarrow \text{false}$ ;
12    else  $u.detected \leftarrow \text{false}$ ;
13   $E' \leftarrow \emptyset$ 
14  for each  $e \in E$  do
15    if  $e.add$  then  $E' \leftarrow E' \cup \{e\}$ ;
16  return  $(V, E')$ 

```

---

The **LRERA**, defined in Algorithm 3, initializes the *add* attribute of each edge with the value **true**. After that, it tries to detect each  $u \in V$ . If a vertex  $u$  is detected, then it sets to **false** the *add* attribute of each long-range edge of  $u$ . In the end, **LRERA** adds in  $E'$  all edges in  $G$  where *add* is **true**. Furthermore, it sets to **true** the *detected* attribute of all detected vertices, otherwise sets to **false** for

the remaining vertices. Later, the procedures *reference system labeling algorithm* (Algorithm 4) and *arbitrary cross labeling algorithm* (Algorithm 5) use such attribute.

LRERA runs C4S (Algorithm 1), that outputs the set  $\mathcal{L}$  of all 4-cycles in  $G$  with root vertex  $u$ . After that, it adds in  $E''$  the incident edges of  $u$  for all combination  $\mathcal{C}$  of four distinct cycles in  $\mathcal{L}$  that LPRA recognizes as lattice pattern. That is,  $E''$  is the set of incident edges of  $u$  in the graph  $U$ . So,  $|E''| = \delta_U(u)$  and, as a consequence, if  $|E''| = 4$  then all edges in  $E''$  belong to the spanning torus  $T$ . Then, the algorithm sets to **false** the *add* attributes of each edge in  $\partial_G(u) \setminus E''$ . Lemmas 20, 21 and 22 show, respectively, that LRERA runs in expected linear time, the probability of LRERA detecting a vertex is high and LRERA detects almost all vertices.

**Lemma 20.** *LRERA runs in expected linear time on  $|V|$ .*

PROOF. C4S runs in expected constant time, by Lemma 19. The expected size of  $\mathcal{L}$  is constant, due to Lemma 17. LPRA running time is constant. For line 11, note that, by Lemma 18,  $E[\delta_G(u)] \leq 6$ , and  $|E''| = 4$  by line 9. So line 11 runs in expected time of  $E[|\partial_G(u) \setminus E''|] \leq 2$ . Then, lines 4 to 12 runs in expected constant time. The other loops run in linear time on  $|V|$ , because  $|E| \leq 3|V|$  by the fact that UTSW generates the spanning torus  $T = (V, \hat{E})$  such that  $|\hat{E}| = 2|V|$  and at most one long-range edge per vertex. Combining these, the result follows.  $\square$

**Lemma 21.** *Let  $D_u$  be the event of LRERA detecting  $u \in V$  and  $E_u$  be the event of the existence of at least one 4-cycle, rooted in  $u$ , that is in  $G$  but not in  $T$ . Then,  $\Pr(D_u) \geq 1 - 4\Pr(E_u)$ .*

PROOF. The lattice pattern is a well defined sequence of four cycles of size 4. So, the probability of the existence of at least one 4-cycle in  $u$  with at least one long-range edge in any position of the sequence  $(C^0, C^1, C^2, C^3)$  bounds the probability of LRERA does not detect  $u$ . Let  $A_k$  be the event  $E_u$ , as defined in Section 5, on the position  $k$  of the lattice pattern sequence, for all  $0 \leq k \leq 3$ . Then, the probability of LRERA does not detecting  $u$  is  $\Pr(\overline{D_u}) \leq \Pr\left(\bigcup_{k=0}^3 A_k\right)$ . Using the union bound,  $\Pr(\overline{D_u}) \leq 4\Pr(E_u)$  and, then,  $\Pr(D_u) \geq 1 - 4\Pr(E_u)$ .  $\square$

**Lemma 22.** *The expected number of vertices that LRERA detects is  $|V|(1 - O(\log^{-1} n))$ .*

PROOF. For each  $u \in V$ , let  $D_u$  be a random variable, such that  $D_u = 1$  if LRERA detects  $u$ ,  $D_u = 0$  otherwise. Let  $D$  be the random variable that counts the number of vertices that LRERA detects. So,  $D = \sum_{u \in V} D_u$  and, by the linearity of expectation,  $E[D] = \sum_{u \in V} E[D_u] = \sum_{u \in V} \Pr(D_u = 1)$ . The result follows by Lemma 21 and by the proof of the Theorem 16. Then,

$$\begin{aligned} E[D] \geq |V|(1 - 4(70/9 \ln^{-1}(n/2) + \\ (65/2\zeta(3) + 403/128) \ln^{-2}(n/2) + \\ (24\zeta(3) + 8)(\ln n + 1) \ln^{-3}(n/2) + \\ (3/4\zeta(3) + 1/4)(\ln n + 1)^2 \ln^{-4}(n/2))). \end{aligned}$$

$\square$

Lemma 22 means that the number of detected vertices increases inversely logarithmically to  $|V|$ , whereas  $n$  increases linearly. We perform some experimental simulations that show that LRERA detection rate is about 88%, 96.04% and 96.35% of the vertices, respectively, for  $n = 10, n = 100$  and  $n = 150$ . Indeed, LRERA detects all vertices when  $n$  tends to infinity, as Corollary 23 shows.

**Corollary 23.** *The expected number of vertices that LRERA detects tends to  $|V|$  as  $n$  tends to infinity.*

PROOF. Let  $D$  be the random variable that counts the number of vertices that LRERA detects. Then,

$$\begin{aligned}
\lim_{n \rightarrow \infty} \mathbb{E}[D] &\geq |V|(1 - 4 \lim_{n \rightarrow \infty} (70/9 \ln^{-1}(n/2) + \\
&\quad (65/2\zeta(3) + 403/128) \ln^{-2}(n/2) + \\
&\quad (24\zeta(3) + 8)(\ln n + 1) \ln^{-3}(n/2) + \\
&\quad (3/4\zeta(3) + 1/4)(\ln n + 1)^2 \ln^{-4}(n/2))) \\
&= |V|.
\end{aligned}$$

□

#### 6.4. Labeling the Reference System

Recall that the main purpose of the *labeling algorithm* (Algorithm 6) is to find a 2-dimensional toroidal vertex labeling function for a spanning torus of the UTSW graph  $G$ , as we explain in Section 4. In order to label the vertices and obtain a labeling  $\ell_T$ , we need a *reference system*. A *reference system* in  $G$  is (i) an *origin* that corresponds to a vertex  $o \in V$  with label  $(0, 0)$  and (ii) the four neighbors  $o_1, o_2, o_3, o_4 \in V$  of  $o$  in  $T$  with the labels  $(0, 1)$ ,  $(1, 0)$ ,  $(0, n-1)$  and  $(n-1, 0)$ . We refer a vertex  $u \in V$  and its four neighbors in  $T$  as the *cross rooted in  $u$* . The labeling algorithm initializes the reference system by finding a possible origin and labeling the cross rooted in it.

---

#### Algorithm 4: Reference system labeling algorithm

---

**Instance:** A graph (“almost” torus)  $T' = (V, E')$

**Return :** A queue  $Q$  and the labeling vector  $\ell$  with the reference system vertices labeled

---

```

1 Algorithm RSLA( $T'$ )
2   for each  $u \in V$  do
3      $\ell[u] \leftarrow \text{nil}$ 
4      $u.\text{enqueued} \leftarrow \text{false}$ 
5   repeat
6     Choose  $o \in V$  independently at random
7   until  $o$  and its neighbors in  $T'$  are all detected;
8    $\ell[o] \leftarrow (0, 0)$ 
9    $(o_1, o_2, o_3, o_4) \leftarrow \text{RSVFA}(T', o)$ 
10   $\ell[o_1] \leftarrow (0, 1), \ell[o_2] \leftarrow (1, 0), \ell[o_3] \leftarrow (0, n-1), \ell[o_4] \leftarrow (n-1, 0)$ 
11   $Q \leftarrow \emptyset$ 
12   $o.\text{enqueued} \leftarrow \text{true}$ 
13  for  $i \leftarrow 1$  to 4 do
14     $Q \leftarrow Q \cup \{o_i\}$ 
15     $o_i.\text{enqueued} \leftarrow \text{true}$ 
16  return  $(Q, \ell)$ 
17 Algorithm RSVFA( $T', o$ )
18   $\mathcal{C} \leftarrow \text{C4S}(T', o)$ 
19  Choose an arbitrary cycle  $(c_1, c_2, c_3, c_4) \in \mathcal{C}$ , where  $c_1 = o$ 
20   $o_1 \leftarrow c_2, o_2 \leftarrow c_4$ 
21  for  $i \leftarrow 3$  to 4 do
22    Find  $(c_1, c_2, c_3, c_4) \in \mathcal{C}$ , where  $c_1 = o$ , such that
       $(c_2 = o_{i-1} \wedge c_4 \neq o_{i-2}) \vee (c_4 = o_{i-1} \wedge c_2 \neq o_{i-2})$ 
23     $o_i \leftarrow \{c_2, c_4\} \setminus \{o_{i-1}\}$ 
24  return  $(o_1, o_2, o_3, o_4)$ 

```

---

The LRERA (Algorithm 3) detects a large fraction of the vertices, thus, a large fraction of the long-range edges is removed from  $G$ . So, the returned graph  $T' = (V, E')$  is an “almost” torus. Next, we select  $o \in V$  to become the origin if  $o$  and its neighbors in  $T'$  have all their long-range edges removed. I.e., the algorithm sets the vertex  $o$  as the origin if LRERA detected it and its neighbors. Note that, such  $o$  and its neighbors have degree equal to 4 in  $T'$ . Thus, we can label the first cross and set it as the reference system of  $G$ .

The *reference system labeling algorithm*, RSLA for short, takes as input the graph  $T'$  returned by LRERA and outputs a queue of vertices  $Q$  and a labeling vector  $\ell$ , both already initialized. Its main purpose is to initialize a breadth-first search that labels the remaining vertices (whenever possible), starting from the labeled vertices of the reference system. It finds a vertex  $o$  that can be the origin, labels the cross rooted in  $o$  generating the reference system and enqueues in  $Q$  only the neighbors of  $o$ . The queue  $Q$  is used later to perform the breadth-first search.

RSLA, defined in Algorithm 4, starts assigning the labels of all vertices to **nil** value and their *enqueue* attribute to **false**. After, it chooses  $o \in V$  that can be a potential origin for the reference system, on lines 5 to 7. If  $o$  and its neighbors in  $T'$  are detected, then RSLA sets  $o$  as the origin. It labels  $o$  as  $(0, 0)$  and finds the neighbors of  $o$  in  $T'$  calling the *reference system vertices finder algorithm*, RSVFA for short. RSVFA runs C4S and adds in  $\mathcal{C}$  all 4-cycles in  $T'$  with root vertex in  $o$ . As  $o$  is detected, so  $\delta_{T'}(o) = 4$ , and each neighbor of  $o$  in the cycles in  $\mathcal{C}$  is one of the four vertices (ii) of the reference system.

When the size of the torus is  $n = 4$ ,  $\mathcal{C}$  has two 4-cycles rooted in  $o$  composed only by local edges that wrap around the 2-dimensional torus  $T$ . This causes the labeling algorithm presented in this paper to fail. Thus, we consider tori of sizes  $n \geq 5$  in the rest of the paper. As  $n \geq 5$  and  $o$  and its neighbors have degree 4 in  $T'$ , so there are only 4 distinct cycles in  $\mathcal{C}$  and these define a lattice pattern. So, RSVFA chooses an arbitrary cycle  $(c_1, c_2, c_3, c_4) \in \mathcal{C}$  and sets the first two vertices of the reference system  $o_1$  and  $o_2$  to  $c_2$  and  $c_4$ , respectively. This is possible because C4S outputs cycles so that  $c_1 = o$ ,  $c_2 \neq c_4$  and because  $\mathcal{C}$  defines a lattice pattern. RSVFA finds  $o_3$  and  $o_4$  in the cycles in  $\mathcal{C}$  in a similar way that LPRA does.

After RSVFA finding the vertices of the reference system  $o_1, \dots, o_4$ , RSLA labels them on line 10. Note that the algorithm computes  $n$  as  $|V|^{1/2}$ . Finally, it enqueues the neighbors of  $o$  in  $Q$  and tags the first cross as already enqueued, in order to does not enqueue these vertices again in the breadth-first search, performed by the *labeling algorithm* (LA), described in Section 6.6. Note that it is not necessary to enqueue  $o$  because  $o$  and its neighbors are already labeled. Lemma 24 bounds the expected running time of lines from 5 to 7.

**Lemma 24.** *Lines 5 to 7 of RSLA run in expected constant time, when receiving an output of LRERA.*

PROOF. Let  $X$  be the random variable that counts the number of vertices that RSLA chooses until it finds an origin for the reference system. Note that  $X$  is a geometric random variable. Let  $D_w$  be the event of LRERA detecting the vertex  $w \in V$ . The probability of a  $o \in V$  being an origin is

$$p = \Pr \left( D_o \cap \bigcap_{v \in N_T(o)} D_v \right), \text{ where } N_T(o) \text{ is the set of neighbors of } o \text{ in the original spanning torus } T$$

of  $G$  generated by the UTSW model. By De Morgan's laws,  $p = 1 - \Pr \left( \overline{D_o} \cup \bigcup_{v \in N_T(o)} \overline{D_v} \right)$ . By Lemma

21,  $\Pr(\overline{D_w}) \leq 4 \Pr(E_w)$  for all  $w \in V$ . The result follows by the union bound, Theorem 16 proof and by the fact that  $X$  is a geometric random variable. Then,

$$\begin{aligned} \mathbb{E}[X] &< (1 - (1400/9 \ln^{-1}(n/2) + \\ &\quad (650\zeta(3) + 2015/32) \ln^{-2}(n/2) + \\ &\quad (480\zeta(3) + 160)(\ln n + 1) \ln^{-3}(n/2) + \\ &\quad (15\zeta(3) + 5)(\ln n + 1)^2 \ln^{-4}(n/2)))^{-1}. \end{aligned}$$

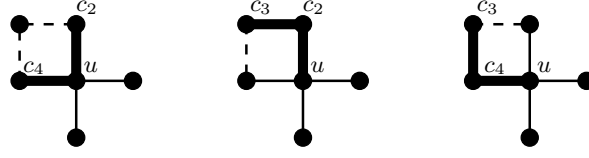


Figure 5: Possible references to label the cross. The bold edges represent perpendicular edges.

□

The running time of Algorithm 4 depends on: (i) the running time of the initializations of labels and *enqueued* attribute of the vertices on lines 2 to 4; (ii) the running time of the lines 5 to 7 and (iii) the running time of RSVFA, which depends on the running time of C4S on line 18. Lemmas 24 and 19 bound (ii) and (iii), respectively, and (i) is linear on  $|V|$ . Combining these, we state Corollary 25.

**Corollary 25.** *RSLA runs in expected linear time on  $|V|$ , when receiving an output of LRERA.*

### 6.5. Labeling Arbitrary Crosses

The previous section shows how to label the vertices of the reference system. After that procedure, we need to label the remaining vertices of the graph  $T' = (V, E')$  that LRERA outputs. It is possible to label the cross rooted in a detected and labeled vertex  $u \in V$  if there is a lattice pattern rooted in  $u$  with some properties. The algorithm of this section performs this labeling.

The *arbitrary cross labeling algorithm*, ACLA for short, takes as input the graph  $T'$ , a detected and labeled vertex  $u$ , a queue of vertices  $Q$  and a labeling vector  $\ell$ . It outputs the queue  $Q$  with the cross rooted in  $u$  enqueued and the labeling vector  $\ell$  with the same cross labeled. The algorithm starts running C4S to find the set  $\mathcal{L}$  of all 4-cycles rooted in  $u$ . We claim that  $\mathcal{L}$  has at least one lattice pattern  $\mathcal{C} \subseteq \mathcal{L}$  composed by a cycle with detected and labeled vertices such that these vertices can be used to label the cross rooted in  $u$ . Such claim holds because the *labeling algorithm* (LA), defined in Algorithm 6, runs a breadth-first search, that already labeled some vertices of at least one cycle in  $\mathcal{C}$  that can be used in the labeling. Section 6.6 shows this with more details in Theorem 27.

Based on that claim, there is a cycle  $(c_1, c_2, c_3, c_4)$  in a lattice pattern  $\mathcal{C} \subseteq \mathcal{L}$  that provides a *reference*. A *reference* (do not confuse with *reference system*) is a pair of local edges in  $(c_1, c_2, c_3, c_4)$  with labeled endpoints and that are *perpendicular* in the lattice pattern  $\mathcal{C}$ . Two local edges are *perpendicular* in  $\mathcal{C}$  if they are consecutive in  $(c_1, c_2, c_3, c_4)$ . Figure 5 illustrates these definitions, where  $c_1 = u$ . So, the algorithm finds a cycle  $(c_1, c_2, c_3, c_4)$  with a reference and places the neighbors of  $u$  in the lattice pattern  $\mathcal{C}$  on the four endpoints of the cross  $u_1, \dots, u_4$ , in a similar way that RSLA does. After that, it labels  $u_1, \dots, u_4$  using the topological information in the reference of  $(c_1, c_2, c_3, c_4)$ .

Let  $(c_1, c_2, c_3, c_4) \in \mathcal{C}$  be the 4-cycle that has a reference for labeling the cross rooted in  $u$ . Recall that  $c_1 = u$  because C4S outputs  $\mathcal{L}$ . If  $c_2$  and  $c_4$  are labeled, then the edges  $\{u, c_2\}$  and  $\{u, c_4\}$  are a reference. These edges are perpendicular in  $\mathcal{C}$  and are local edges because  $u$  is detected. Figure 5 illustrates this case on the left side, where the bold edges are the reference. Besides that,  $(c_1, c_2, c_3, c_4)$  may have three more distinct possible references. If  $c_2$  or  $c_3$  are detected, then the edges  $\{u, c_2\}$  and  $\{c_2, c_3\}$  are local edges because  $u$  is detected. Moreover, if  $c_2$  and  $c_3$  are labeled, then these edges are a reference, by the fact that  $u$  is also labeled. Figure 5 illustrates this case in the middle. The same happens with vertices  $c_3$  and  $c_4$  such that the edges  $\{u, c_4\}$  and  $\{c_3, c_4\}$  are a reference. Figure 5 illustrates this case in the right side. It is not necessary to consider the case where the edges  $\{c_2, c_3\}$  and  $\{c_3, c_4\}$  are a reference. The reason is that the latter two cases happen simultaneously when this happens, because  $u$  is detected and labeled.

Algorithm 5 defines ACLA. Lines 2 to 15 find a lattice pattern  $\mathcal{C}$  and a reference for labeling the cross rooted in  $u$  as explained above. It sets the first two vertices of the cross,  $u_1$  and  $u_2$ , and labels one of them, if required. Lines 16 to 18 set the other two vertices,  $u_3$  and  $u_4$ , in a similar way that

RSVFA does. ACLA finishes labeling the vertices of the cross, enqueueing in  $Q$  those that are detected and are not enqueue yet, and assigning their *enqueued* attribute to **true** in order to not enqueue those vertices again.

---

**Algorithm 5:** Arbitrary cross labeling algorithm

---

**Instance:** A graph (“almost” torus)  $T' = (V, E')$ , a vertex  $u \in V$ , a queue  $Q$  and a labeling vector  $\ell$

**Return :** A queue  $Q$  and the labeling vector  $\ell$  with the cross rooted in  $u$  labeled

---

```

1 Algorithm ACLA( $T', u, Q, \ell$ )
2    $\mathcal{L} \leftarrow \text{C4S}(T', u)$ 
3   for each lattice pattern  $\mathcal{C} \subseteq \mathcal{L}$  do
4     for each  $(c_1, c_2, c_3, c_4) \in \mathcal{C}$ , where  $c_1 = u$  do
5       if  $\ell[c_2] \neq \text{nil} \wedge \ell[c_4] \neq \text{nil}$  then
6          $u_1 \leftarrow c_2, u_2 \leftarrow c_4$ 
7         Break both for
8       else if  $(c_2.\text{detected} \vee c_3.\text{detected}) \wedge \ell[c_2] \neq \text{nil} \wedge \ell[c_3] \neq \text{nil}$  then
9          $u_1 \leftarrow c_2, u_2 \leftarrow c_4$ 
10         $\ell[u_2] \leftarrow \ell[u] + \ell[c_3] - \ell[c_2]$ 
11        Break both for
12       else if  $(c_3.\text{detected} \vee c_4.\text{detected}) \wedge \ell[c_3] \neq \text{nil} \wedge \ell[c_4] \neq \text{nil}$  then
13          $u_1 \leftarrow c_2, u_2 \leftarrow c_4$ 
14          $\ell[u_1] \leftarrow \ell[u] + \ell[c_3] - \ell[c_4]$ 
15         Break both for
16   for  $i \leftarrow 3$  to  $4$  do
17     Find  $(c_1, c_2, c_3, c_4) \in \mathcal{C}$ , where  $c_1 = u$ , such that
18      $(c_2 = u_{i-1} \wedge c_4 \neq u_{i-2}) \vee (c_4 = u_{i-1} \wedge c_2 \neq u_{i-2})$ 
19      $u_i \leftarrow \{c_2, c_4\} \setminus \{u_{i-1}\}$ 
20      $\ell[u_3] \leftarrow 2\ell[u] - \ell[u_1]$ 
21      $\ell[u_4] \leftarrow 2\ell[u] - \ell[u_2]$ 
22   for  $i \leftarrow 1$  to  $4$  do
23     if  $(\text{not } u_i.\text{enqueued}) \wedge u_i.\text{detected}$  then
24        $Q \leftarrow Q \cup \{u_i\}$ 
25        $u_i.\text{enqueued} \leftarrow \text{true}$ 
26   return  $(Q, \ell)$ 

```

---

The vertex labeling assignments on lines 10, 14, 19 and 20 perform operations of 2-dimensional vector addition and subtraction among the labels of the vertices. These operations may not result in elements of  $\llbracket n \rrbracket^2$ . The algorithm solves this by replacing each coordinate of the label  $\ell[v]_j$  by  $\ell[v]_j \bmod n$ , where  $j$  is the label dimension of the vertex  $v$ . Combining Lemmas 19 and 17, together with the fact that LPRA runs in constant time, we conclude the result of the Corollary 26.

**Corollary 26.** *ACLA runs in expected constant time, when receiving an output of LRERA.*

### 6.6. Main Algorithm

This section presents the main procedure of the labeling algorithm. It removes most of the long-range edges and runs a breadth-first search. The breadth-first search labels the crosses rooted in a large fraction of the vertices. The algorithm labels almost all vertices, runs in expected linear time and can be used to define a compact routing scheme for UTSW graphs.

The *labeling algorithm*, **LA** for short, takes as input a UTSW graph  $G = (V, E)$  and outputs a vector  $\ell$  that represents the labeling function  $\ell_T : V \rightarrow \llbracket n \rrbracket^2$ , where  $T$  is the original spanning torus of  $G$  generated by UTSW. It starts running **LRERA** with  $G$  as input. The output is the torus  $T'$  with a few remaining long-range edges and with the *detected* attribute of all vertices already assigned. After that, the algorithm initializes a breadth-first search, finding a vertex that can be the origin, and labels the vertices of the reference system calling **RSLA** with  $T'$  as input. The algorithm runs the breadth-first search iteratively dequeuing  $u$  from the queue  $Q$  and calling **ACLA** to label the cross rooted in  $u$ . **ACLA** iteratively labels the vertices of the crosses and enqueues in  $Q$  these vertices that were not enqueued yet. Algorithm 6 defines **LA**.

---

**Algorithm 6:** Labeling algorithm

---

**Instance:** A UTSW graph  $G = (V, E)$

**Return :** A vector  $\ell$  representing the labeling  $\ell_T : V \rightarrow \llbracket n \rrbracket^2$

---

```

1 Algorithm LA( $G$ )
2    $T' \leftarrow \text{LRERA}(G)$ 
3    $(Q, \ell) \leftarrow \text{RSLA}(T')$ 
4   while  $Q \neq \emptyset$  do
5     Dequeue  $u$  from  $Q$ 
6      $(Q, \ell) \leftarrow \text{ACLA}(T', u, Q, \ell)$ 
7   return  $\ell$ 

```

---

**LA** may not label some vertices of  $G$ , so  $\ell$  defines a *partial* 2-dimensional toroidal vertex labeling function. However, it labels most of them, because **LRERA** detects most of the vertices, as Lemma 22 shows. Besides that, some of the non-detected vertices are labeled in the end of **LA** running. This happens because if one of the four neighbors  $w \in N_T(v)$  of a non-detected vertex  $v \in V$  in the original spanning torus  $T$ , was enqueued in  $Q$ , then **ACLA** labels  $v$ , that are in the cross rooted in  $w$ .

Theorem 27 shows that **LA** labels the crosses rooted in all enqueued vertices. The breadth-first search runs over the local edges only, by consequence of visiting only detected vertices. Then, **LA** does not label a vertex  $v \in V$  only if  $v$  is not reachable from the origin of the reference system  $o \in V$  by a path composed only by local edges and detected vertices. That is,  $v$  is inside an area of  $T$  in which the boundaries are composed by non-detected vertices only.

**Theorem 27.** *LA labels all the vertices of crosses rooted in each vertex of  $Q$ .*

**PROOF.** Let  $u_i$  be the vertex that is in the front of  $Q$  in the  $i^{\text{th}}$  iteration of line 4 in Algorithm 6. Let  $s_i$  be the root of the cross processed by **RSLA** or **ACLA** when  $u_i$  was enqueued in  $Q$ . Note that  $s_i$  and  $u_i$  are both detected, because **RSLA** chooses a detected origin and enqueues detected vertices, and **ACLA** enqueues only detected vertices. The edge  $\{u_i, s_i\}$  belongs to the original spanning torus  $T$ , because both endpoints are detected. Let  $c_{i1} = (u_i, s_i, v_1, w_1)$  and  $c_{i2} = (u_i, s_i, v_2, w_2)$  be the two distinct 4-cycles induced in  $T$ . The vertices  $u_i, v_1$  and  $v_2$  are all labeled, because either **RSLA** already labeled them if  $s_i$  is the *origin*, or **ACLA** already labeled them during the labeling of the cross in  $s_i$ . Also, the vertex  $s_i$  is also labeled, because either **RSLA** already labeled  $s_i$  if it is the *origin*, or **RSLA** or **ACLA** already labeled it before enqueueing it in  $Q$ . Without loss of generality,  $\{u_i, s_i\}$  and  $\{s_i, v_1\}$  have labeled endpoints and are local edges perpendicular in the lattice pattern rooted in  $u_i$  and induced in  $T$ , i.e., they are a reference in  $c_{i1}$ . Let  $\mathcal{L}_{u_i}$  be the list assigned on line 2 of **ACLA** when  $u = u_i$ . Note that  $c_{i1}$  are in  $\mathcal{L}_{u_i}$ . As  $c_{i1}$  has the two edges  $\{u_i, s_i\}$  and  $\{s_i, v_1\}$  as a reference and  $s_i$  is detected, so **ACLA** labels the vertices of the cross in  $u_i$ . Therefore, **LA** labels the cross of each vertex  $u_i$  enqueued in  $Q$ .  $\square$

Besides some non-labeled vertices may exist, this number is small. Corollary 23 shows that the number of detected vertices tends to  $|V|$  whereas the size of the torus  $n$  grows. Equivalently, the

number of non-detected vertices tends to 0. The combination of this fact with Theorem 27 results in Theorem 28 statement.

**Theorem 28.** *As  $n$  tends to infinity, the number of vertices that LA labels tends to  $|V|$ .*

Algorithm 6 runs LRERA and RSLA once, demanding expected linear time, by Lemma 20 and Corollary 25. Each iteration of the breadth-first search runs ACLA once, demanding expected constant time, by Corollary 26. As the breadth-first search runs at most  $|V| - 1$  iterations, then the LA runs in expected linear time, as stated by Theorem 29.

**Theorem 29.** *LA runs in expected linear time on  $|V|$ .*

The main application of LA is in routing of messages in UTSW graphs. Section 4 claims that myopic search can route messages if a 2-dimensional toroidal vertex labeling function  $\ell$  (Definition 3) is known. In this sense, each vertex  $u \in V$  requires  $2\lceil \log n \rceil$  bits for its label  $\ell[u]$ ,  $\lceil \log n \rceil$  bits for each dimension, where  $n$  is the size of the torus. Also,  $u$  requires expected  $O(\log n)$  bits for its routing table, because each neighbor  $v \in N_G(u)$  of  $u$  in  $G$  has a row in  $u$ 's routing table, encoded by the pair  $(\ell[v], p_u(v))$ , where  $p_u(v)$  is the logical port id in  $u$  that directs the message to the edge in  $u$  incident to  $v$  in  $G$ . As  $\ell[v]$  requires  $2\lceil \log n \rceil$  bits,  $p_u(v)$  requires expected  $O(1)$  bits and  $u$ 's routing table has expected  $O(1)$  rows, both by Lemma 18, so  $u$ 's routing table has expected  $O(\log n)$  bits. Then, each  $u \in V$  requires expected  $O(\log n)$  bits for running the myopic search, which is sub-linear in the size of the network  $G$ , given  $|V| = n^2$  and  $|E| \leq 3|V|$ .

Considering the case of generating the routing tables with a partial 2-dimensional toroidal vertex labeling function, there is a compact routing scheme for  $G$  with preprocessing algorithm that generates sub-linear structures per vertex and with routing algorithm that forwards messages in expected constant time. Theorem 30 shows this.

**Theorem 30.** *There is a compact routing scheme for UTSW graphs.*

PROOF. The following preprocessing algorithm generates the labels and routing tables for each vertex of  $G$ . Run LA with input  $G$ , generating the labeling  $\ell$ . For each  $u \in V$ , assign  $\ell[u]$  to its label. For each  $\{u, v\} \in E$ , add  $(\ell[v], p_u(v))$  in  $u$ 's routing table and  $(\ell[u], p_v(u))$  in  $v$ 's routing table. LA generates the labeling  $\ell$  in expected linear time, as Theorem 29 states. The preprocessing algorithm generates the labels and the routing tables in time  $\Theta(|V|)$ , because each access in  $\ell$  and in  $p$  runs in constant time and because  $2|V| \leq |E| \leq 3|V|$ . So, the preprocessing algorithm runs in expected time  $O(|V|)$  and generates structures with expected  $O(\log n)$  bits for each vertex, as explained above. The myopic search runs in expected constant time, by Lemma 18. Therefore, there is an expected linear time preprocessing algorithm that generates structures with expected sub-linear size for each vertex and a related routing algorithm that runs in expected constant time on each vertex.  $\square$

## 7. Conclusion

In this work, we present a small world graph model, called UTSW model, and a labeling algorithm for this model. The model topology, the linear time execution of the labeling algorithm, and the labels itself, imply in a compact routing scheme for the graph.

The UTSW model is built upon a 2-dimensional torus together with random long-range edges. The resulting graph has average distance  $O(\log n)$ , and allows a myopic search to perform  $O(\log^2 n)$  expected forwards for a message reach its destination. Therefore, a UTSW graph exhibits the two main properties of the small world networks: clustering and paths with small sizes.

The structure of the underlying torus can be seen as a well-formed pattern of 4-cycles, which motivates the approach used to label the vertices. The difficulty arises from the random edges, which may create new 4-cycles that do not belong to the torus. Indeed, in extreme cases (see Figure 3),



a unique labeling is not even possible. Nevertheless, for large graphs, the proposed algorithm labels almost all vertices (Theorem 28).

Generally speaking, labeling random graphs poses serious challenges. For future works, one can consider graphs that better models the real world. For example, the torus used here models a situation where the vertices are equally distributed on the geographical space. Some models [5, 31] deal with this issue, but it remains an open problem if the results here can be adapted to them. Also, several real-world network models can be considered, for example, models for power law graphs, and the hyperbolic geometric graph.

## Acknowledgments

We thank the Coordination for the Improvement of Higher Education Personnel (CAPES) by the scholarship financial support.

## References

- [1] S. Milgram, The Small World Problem, *Psychology Today* 1 (1967) 61–67.
- [2] D. J. Watts, S. H. Strogatz, Collective dynamics of ‘small-world’ networks, *Nature* 393 (1998) 440–442. doi:10.1038/30918.
- [3] J. Kleinberg, The Small-world Phenomenon: An Algorithmic Perspective, in: *Proceedings of the Thirty-second Annual ACM Symposium on Theory of Computing*, 2000, pp. 163–170. doi:10.1145/335305.335325.
- [4] L. Adamic, E. Adar, How to search a social network, *Social Networks* 27 (2005) 187–203. doi:10.1016/j.socnet.2005.01.007.
- [5] D. Liben-Nowell, J. Novak, R. Kumar, P. Raghavan, A. Tomkins, Geographic routing in social networks, in: *Proceedings of the National Academy of Sciences of the United States of America*, 2005, pp. 11623–11628. doi:10.1073/pnas.0503018102.
- [6] D. Krioukov, K. Fall, X. Yang, Compact Routing on Internet-Like Graphs, in: *IEEE Conference on Computer Communications (INFOCOM)*, 2004, p. 219. doi:10.1109/INFCOM.2004.1354495.
- [7] M. Jovanović, Modeling peer-to-peer network topologies through “small-world” models and power laws (2001).
- [8] G. S. Manku, The Power of Lookahead in Small-World Routing Networks: Greedy routing, aided by 1-Lookahead, has  $O(\log n / \log \log n)$  latency for several randomized P2P routing networks, Tech. rep., Stanford InfoLab, accessed in 12/11/2017 (2003). URL <http://ilpubs.stanford.edu:8090/628>
- [9] X. Liu, J. Guan, G. Bai, H. Lu, SWER: small world-based efficient routing for wireless sensor networks with mobile sinks, *Frontiers of Computer Science in China* 3 (2009) 427–434. doi:10.1007/s11704-009-0052-0.
- [10] C. Martel, V. Nguyen, Analyzing Kleinberg’s (and Other) Small-world Models, in: *Proceedings of the Twenty-third Annual ACM Symposium on Principles of Distributed Computing*, 2004, pp. 179–188. doi:10.1145/1011767.1011794.
- [11] J. Zeng, W.-J. Hsu, J. Wang, Near Optimal Routing in a Small-world Network with Augmented Local Awareness, in: *Proceedings of the Third International Conference on Parallel and Distributed Processing and Applications*, 2005, pp. 503–513. doi:10.1007/11576235\_52.

- [12] L. J. Cowen, Compact Routing with Minimum Stretch, *Journal of Algorithms* 38 (2001) 170–183. doi:10.1006/jagm.2000.1134.
- [13] M. Thorup, U. Zwick, Compact Routing Schemes, in: *Proceedings of the Thirteenth Annual ACM Symposium on Parallel Algorithms and Architectures*, 2001, pp. 1–10. doi:10.1145/378580.378581.
- [14] W. Chen, C. Sommer, S.-H. Teng, Y. Wang, Compact Routing in Power-law Graphs, in: *Proceedings of the 23rd International Conference on Distributed Computing*, 2009, pp. 379–391. doi:10.1007/978-3-642-04355-0\_41.
- [15] W. Chen, C. Sommer, S.-H. Teng, Y. Wang, A Compact Routing Scheme and Approximate Distance Oracle for Power-law Graphs, *ACM Transactions on Algorithms* 9 (2012) 4:1–4:26. doi:10.1145/2390176.2390180.
- [16] I. Abraham, C. Gavoille, A. V. Goldberg, D. Malkhi, Routing in Networks with Low Doubling Dimension, in: *Proceedings of the 26th IEEE International Conference on Distributed Computing Systems*, 2006, pp. 75–75. doi:10.1109/ICDCS.2006.72.
- [17] J.-Y. Zeng, W.-J. Hsu, Optimal Routing in a Small-World Network, *Journal of Computer Science and Technology* 21 (2006) 476–481. doi:10.1007/s11390-006-0476-z.
- [18] G. Konjevod, A. W. Richa, D. Xia, Scale-Free Compact Routing Schemes in Networks of Low Doubling Dimension, *ACM Transactions on Algorithms* 12 (2016) 27:1–27:29. doi:10.1145/2876055.
- [19] X. Ban, J. Gao, A. v. d. Rijt, Navigation in Real-world Complex Networks Through Embedding in Latent Spaces, in: *Proceedings of the Meeting on Algorithm Engineering & Experiments*, 2010, pp. 138–148. doi:10.1137/1.9781611972900.13.
- [20] K. Bringmann, R. Keusch, J. Lengler, Y. Maus, A. R. Molla, Greedy Routing and the Algorithmic Small-World Phenomenon, in: *Proceedings of the ACM Symposium on Principles of Distributed Computing*, 2017, pp. 371–380. doi:10.1145/3087801.3087829.
- [21] D. Krioukov, F. Papadopoulos, M. Boguñá, A. Vahdat, Efficient Navigation in Scale-Free Networks Embedded in Hyperbolic Metric Spaces, *Tech. rep.*, Center for Applied Internet Data Analysis, accessed in 12/11/2017 (2008). URL <http://cds.cern.ch/record/1103993>
- [22] F. Papadopoulos, D. Krioukov, M. Boguñá, A. Vahdat, Greedy Forwarding in Dynamic Scale-Free Networks Embedded in Hyperbolic Metric Spaces, in: *2010 Proceedings IEEE INFOCOM*, 2010, pp. 1–9. doi:10.1109/INFOCOM.2010.5462131.
- [23] O. Sandberg, Distributed Routing in Small-world Networks, in: *Proceedings of the Meeting on Algorithm Engineering & Experiments*, 2006, pp. 144–155. doi:10.1137/1.9781611972863.14.
- [24] J. Kleinberg, Complex Networks and Decentralized Search Algorithms, in: *Proceedings of the International Congress of Mathematicians*, 2006, pp. 1019–1044. doi:10.4171/022-3/50.
- [25] B. Bollobás, F. R. K. Chung, The Diameter of a Cycle Plus a Random Matching, *SIAM Journal on Discrete Mathematics* 1 (1988) 328–333. doi:10.1137/0401033.
- [26] D. Easley, J. Kleinberg, *Networks, Crowds, and Markets: Reasoning About a Highly Connected World*, Cambridge University Press, 2010, Ch. The Small-World Phenomenon, pp. 611–644.

- [27] P. Fraigniaud, C. Gavoille, C. Paul, Eclecticism Shrinks Even Small Worlds, *Distributed Computing* 18 (2006) 279–291. doi:10.1007/s00446-005-0137-4.
- [28] J. Aspnes, Z. Diamadi, G. Shah, Fault-tolerant routing in peer-to-peer systems, in: *Proceedings of the Twenty-first Annual Symposium on Principles of Distributed Computing*, 2002, pp. 223–232. doi:10.1145/571825.571862.
- [29] M. Dietzfelbinger, P. Woelfel, Tight Lower Bounds for Greedy Routing in Uniform Small World Rings, in: *Proceedings of the Forty-first Annual ACM Symposium on Theory of Computing*, 2009, pp. 591–600. doi:10.1145/1536414.1536494.
- [30] A. Brady, L. Cowen, Compact Routing on Power Law Graphs with Additive Stretch, in: *Proceedings of the Meeting on Algorithm Engineering & Experiments*, 2006, pp. 119–128. doi:10.1137/1.9781611972863.12.
- [31] J. Kleinberg, Small-world Phenomena and the Dynamics of Information, in: *Proceedings of the 14th International Conference on Neural Information Processing Systems: Natural and Synthetic*, 2001, pp. 431–438, accessed in 12/11/2017.  
URL <http://dl.acm.org/citation.cfm?id=2980539.2980596>