

A 66-element mesh of Schneiders' pyramid

Bounding the difficulty of hex-meshing problems

Kilian Verhetsel, Jeanne Pellerin, Jean-François Remacle

Abstract This paper shows that constraint programming techniques can successfully be used to solve challenging hex-meshing problems. Schneiders' pyramid is a square-based pyramid whose facets are subdivided into three or four quadrangles by adding vertices at edge midpoints and facet centroids. In this paper, we prove that Schneiders' pyramid has no hexahedral meshes with fewer than 12 interior vertices and 14 hexahedra, and introduce a valid mesh with 66 hexahedra. We also introduce a parity-changing operator for hexahedral meshes, simpler than the construction by Bern, Eppstein, and Erickson. These results were obtained through a general purpose algorithm that computes the hexahedral meshes conformal to a given quadrilateral surface boundary. The lower bound is obtained by exhaustively listing the hexahedral meshes with up to 11 interior vertices and which have the same boundary as the pyramid. The upper bound is obtained by modifying the previously known smallest solution with 88 hexahedra. The number of elements was reduced to 66 by locally simplifying groups of hexahedra. Given the boundary of such a group, our algorithm is used to find a mesh of its interior that has fewer elements than the initial subdivision. The resulting mesh is untangled to obtain a valid hexahedral mesh.

Kilian Verhetsel

Université catholique de Louvain, Avenue Georges Lemaitre 4, bte L4.05.02, 1348 Louvain-la-Neuve, Belgium, e-mail: kilian.verhetsel@uclouvain.be

Jeanne Pellerin

Université catholique de Louvain, Avenue Georges Lemaitre 4, bte L4.05.02, 1348 Louvain-la-Neuve, Belgium, e-mail: jeanne.pellerin@uclouvain.be

Jean-François Remacle

Université catholique de Louvain, Avenue Georges Lemaitre 4, bte L4.05.02, 1348 Louvain-la-Neuve, Belgium, e-mail: jean-francois.remacle@uclouvain.be

1 Introduction

From the finite element practitioners point of view, hexahedral meshes have several advantages over tetrahedral meshes. However, there is no algorithm to generate a hexahedral mesh conformal to a given quadrilateral boundary. The state-of-the-art hexahedral meshing methods fail on small polyhedra such as the octagonal spindle or Schneiders' pyramid (Fig. 1). Schneiders' pyramid is a square-based pyramid with eight additional vertices at edge midpoints and five at face midpoints, and with its triangular and quadrangular faces split into three and four quadrangles respectively. The octagonal spindle, or tetragonal trapezohedron, can be used to construct Schneiders' pyramid by adding four hexahedra to form the pyramid base. The problem of meshing this pyramid with hexahedra was introduced by [12] as an example of a boundary mesh for which no hexahedral mesh was known.

The question of the existence of a solution was settled by [8] who proved that all quadrilateral surface meshes of the sphere with an even number of quadrilateral facets do have a hexahedral mesh. The algorithm deduced from the proof of this important theoretical result, as well as those of [4] and [5], generates too many hexahedra to be practical. [3] constructs 5396 times more hexahedra than there are quadrilateral facets. In 2002, [16] introduced the hexhoop template family and constructed a hexahedral mesh of Schneiders' pyramid with 118 hexahedra. Later on, they used hexhoop and the geode template of [9] to build an 88-element solution [17].

In this paper, we propose a backtracking algorithm to enumerate the combinatorial meshes of the interior of a given quadrilateral surface (Sect. 2). Our first contribution is to prove that there is no hexahedral mesh of Schneiders' pyramid with strictly fewer than 12 interior vertices. Using the same approach, we also prove that there is no hexahedral mesh of the octagonal spindle with strictly fewer than 21 interior vertices. We answer a question raised in [2] and show that the parity of the number of hexahedra in a mesh can be changed by inserting only 27 hexahedra (21 vertices).

The second contribution of this paper is an algorithm for the construction a smaller hexahedral mesh of Schneiders' pyramid with 66 hexahedra and 63 interior vertices (Fig. 2). This construction uses a modified version of the backtracking algorithm to simplify the 88-element solution of [17] and reduce the number of hexahedra to 66 by locally simplifying groups of hexahedra (Sect. 3). The realized operations may be viewed as a general form of cube flips [2]. They substitute a set of hexahedra by another set without changing their boundary. However, instead of having a predefined set of flips, as do other local operations on hexahedral meshes [14], our algorithm automatically operates generically on any group of hexahedra. This group of hexahedra is replaced by fewer hexahedra using a combinatorial approach. The resulting mesh is untangled to obtain a valid hexahedral mesh.

The C implementation of our algorithms and the resulting meshes can all be downloaded from <https://www.hextreme.eu/>.

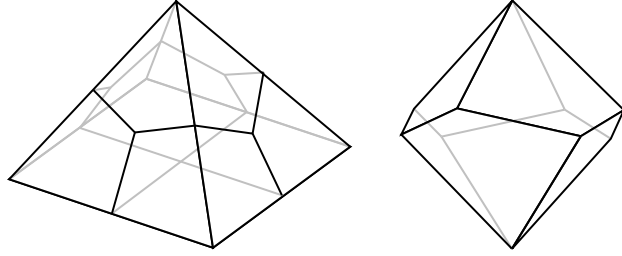


Fig. 1: Left: Schneiders' pyramid. Right: The octagonal spindle.

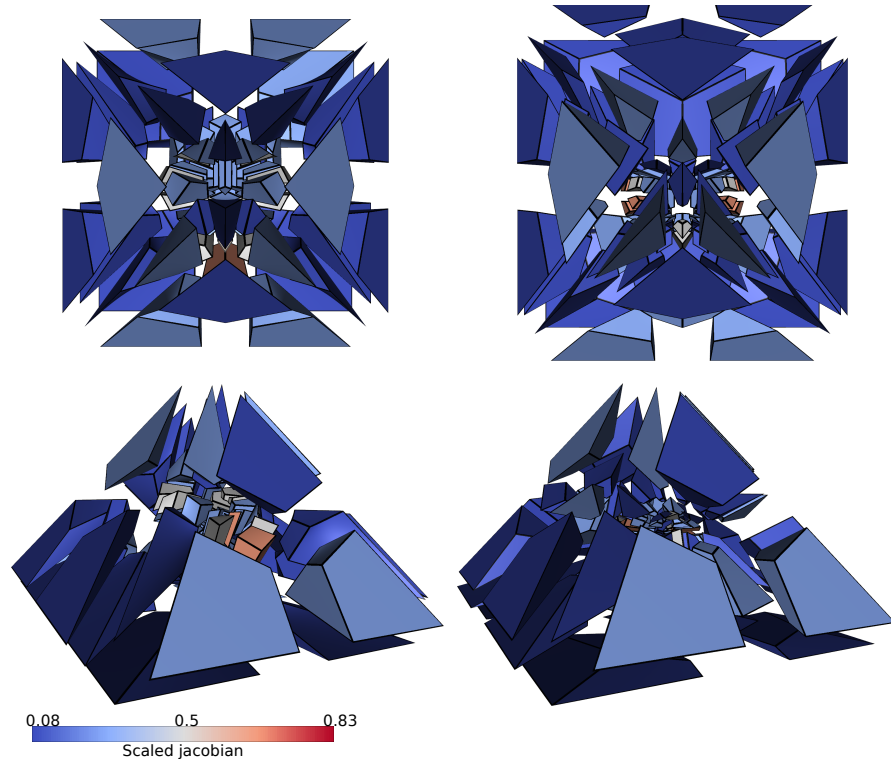


Fig. 2: Comparison of our 66-element mesh of Schneiders' pyramid with Yamakawa's 88-element mesh (right). Both admit a planar symmetry.

2 Enumerating combinatorial hexahedral meshes

In this section, we describe an algorithm that lists all possible hexahedral meshes with a prescribed boundary. We use this algorithm to determine lower bounds for the number of vertices and hexahedra needed to mesh the octagonal spindle and Schneiders' pyramid. It is also the key to the local mesh simplification we propose in Sect. 3.

When discussing the existence of hexahedral meshes or when enumerating those of the interior of a given quadrilateral mesh, we first ignore geometric issues and consider *combinatorial hexahedral meshes*. In a combinatorial hexahedral mesh, the hexahedra are represented as sequences of 8 integers, where distinct integers represent distinct vertices. A set of hexahedra defines a valid combinatorial mesh if all pairs of hexahedra are *compatible*: their intersection must be a shared combinatorial face (i.e. one of their 8 vertices, 12 edges, or 6 quadrangular facets) or be empty. Each quadrangle is also required to either be on the boundary (i.e. in exactly one hexahedron), or in the interior of the mesh (i.e. in exactly two hexahedra).

2.1 Backtrack search algorithm

Given ∂H , a combinatorial quad-mesh of a closed surface, H_{\max} a maximum number of hexahedra, and V_{\max} a maximum number of vertices, our algorithm lists all combinatorial hexahedral meshes H such that:

- the boundary of H is ∂H ,
- the number of hexahedra $|H|$ is at most H_{\max} ,
- the total number of vertices in H is at most V_{\max} .

This problem we are solving has similarities with problems commonly encountered in *constraint programming*: (i) efficiently filtering a large set of potential solutions and (ii) managing solutions having multiple equivalent representations. Our implementation adopts concepts and strategies from this field. For a more general study of these problems, we refer the reader to [11].

The hexahedra are built one at a time by choosing a sequence of 8 vertices. At each step, all possible candidates for one of the 8 vertices are considered and the algorithm branches for each possibility. Each branch corresponds to the addition of a vertex to the current hexahedron. When a complete solution is determined, or when the search fails (no available candidates to complete a hexahedron), the algorithm backtracks to the previous choice. This process is repeated until all possibilities have been explored. Algorithm 1 corresponds to the exploration of a search tree (Fig. 3) where each branching node represents the choice of a point, and the leaves represent either solutions or failure points where the algorithm backtracks. The search tree has an exponential size in the maximum number of hexahedra in a solution. This high complexity is managed by pruning branches that cannot contain a solution and by using efficient implementations of all performed operations.

Algorithm 1 Recursive enumeration of the hexahedral meshes of the interior of ∂H

Input: ∂H , the boundary; S , a partial solution; $C = (C_1, \dots, C_8)$, the sets of candidate vertices for the current hexahedron

```

1: if the boundary of  $S$  is  $\partial H$  then
2:   Print solution  $S$ 
3: else if  $|S| = H_{\max}$  then
4:   Backtrack
5: else
6:    $C \leftarrow \text{FILTER-CANDIDATES}(\partial H, S, C)$ 
7:   if  $|C_1| = \dots = |C_8| = 1$  then
8:      $S' \leftarrow S \cup \{(v_1, v_2, v_3, v_4, v_5, v_6, v_7, v_8)\}$ 
9:      $\text{SEARCH}(\partial H, S', \text{INITIALIZE-CANDIDATES}(S'))$ 
10:  else if  $\min_{i \in \{1, \dots, 8\}} |C_i| = 0$  then
11:    Backtrack
12:  else
13:     $i \leftarrow \text{PICK-HEX-VERTEX}(C)$ 
14:    for each  $v \in C_i$  do
15:       $C' \leftarrow C$ 
16:       $C'_i \leftarrow \{v\}$ 
17:       $\text{SEARCH}(\partial H, S, C')$ 
18:    end for
19:  end if
20: end if

```

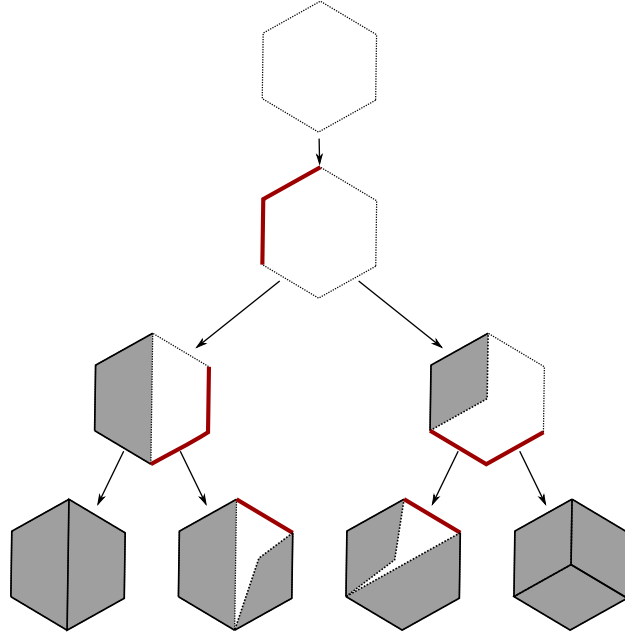


Fig. 3: Searching all quadrilateral meshes of a polygon with up to one interior point. The search tree leaves are either valid solutions, or correspond to detected failure points where Algorithm 1 backtracks.

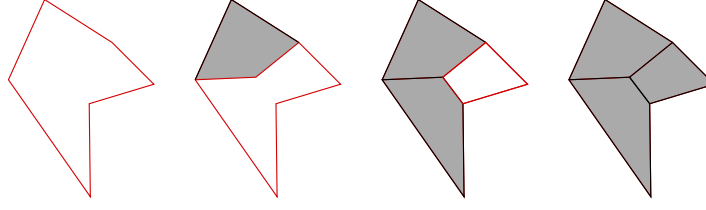


Fig. 4: Each new element must share a face with the front of boundary faces (red).

2.2 Search space reduction strategies

In this section, we describe the key points of our implementation of Algorithm 1, all of which aim at reducing the search space explored by the algorithm:

- the order in which the hexahedra are constructed is crucial — we use an advancing-front strategy and start the construction of hexahedra from the boundary;
- an efficient filtering algorithm that eliminates candidate vertices that would create incompatible combinatorial hexahedra in the solution;
- a method to manage the high number of symmetries of this problem;
- the order in which the current hexahedron vertices are selected.

Advancing-front construction While the hexahedra of a combinatorial mesh can be arbitrarily reordered, constructing them in a specific order makes the algorithm significantly faster. We use a classical advancing front generation strategy and require the hexahedron under construction to share a face with a front of quadrangles. There are then only four vertices needed to complete a hexahedron. The quadrangle front is constituted of the interior facets that are in only one hexahedron, or of boundary facets that are in no hexahedra. At the root of the search tree, it is set to be the boundary ∂H . An interior facet is added to the front after its first appearance in the mesh. The facet is removed from the front when it is added to the partial solution. When the front becomes empty, the boundary of the solution matches the input (Fig. 4).

Filtering out candidate vertices For each of the eight vertices of the hexahedron under construction, we store a set of candidate vertices that could be part of the solution. Some of these vertices would make the current hexahedron incompatible with some already existing hexahedra. Therefore when initiating the construction of a hexahedron, or when adding a vertex to a hexahedron, vertices that cannot be added without creating incompatibilities between the current hexahedron and the already built hexahedra are filtered out. The following rules are used to eliminate candidates:

1. an edge cannot match the diagonal of an existing quadrangle, or an interior diagonal of an existing hexahedron;

Algorithm 2 INITIALIZE-CANDIDATES(S): Compute the sets candidate vertices**Input:** S , a set of hexahedra.**Output:** $C = (C_1, \dots, C_8)$, the sets of candidate vertices for the next hexahedron.

```

1: Let  $(v_1, v_2, v_3, v_4)$  be some quadrangle that needs to occur in the mesh.
2: for each  $i \in \{1, \dots, 4\}$  do
3:    $C_i \leftarrow \{v_i\}$ 
4: end for
5: for each  $i \in \{1, \dots, 4\}$  do
6:    $C_{4+i} \leftarrow \text{ALLOWED-KNEIGHBORS}(v_i) \setminus \{v_1, v_2, v_3, v_4\}$ 
7:   for each  $j \in \{1, \dots, 4\}$  do
8:     if  $i \neq j$  then
9:        $C_{4+i} \leftarrow C_{4+i} \setminus \text{KNOWN-DIAGONALS}(v_j) \setminus \text{KNOWN-NEIGHBORS}(v_j)$ 
10:    end if
11:    if  $i = j + 2 \pmod{4}$  then
12:       $C_{4+i} \leftarrow C_{4+i} \setminus \{v_k \mid (v_j, v_k) \text{ is the diagonal of a quadrangle}\}$ 
13:    end if
14:  end for
15: end for
16: return  $(C_1, \dots, C_8)$ 

```

2. conversely an interior diagonal cannot match the diagonal of an existing quadrangle, or an existing edge, or an interior diagonal of an existing hexahedron;
3. a facet diagonal cannot match an existing hexahedron edge, or an existing hexahedron interior diagonal;
4. if one facet diagonal matches an existing quadrangle diagonal, so must the second one;
5. all eight vertices must be different.

Our implementation tracks three sets of vertices for each vertex v . These sets are used to build the candidate set for each vertex of a new hexahedron (Algorithm 2). These sets are updated whenever an edge, quadrangle or interior diagonal is added to the mesh, and they are:

- $\text{ALLOWED-NEIGHBORS}(v)$, the set of vertices u such that an edge (u, v) could be added to the mesh without creating incompatibilities with existing hexahedra or facets of the boundary;
- $\text{KNOWN-NEIGHBORS}(v)$, the set of vertices that are adjacent to v in existing hexahedra or in quadrangles contained in the boundary;
- $\text{KNOWN-DIAGONALS}(v)$, the set of all vertices u such that (u, v) is one of the four interior diagonals of a hexahedron.

Because the execution time of the search algorithm blows up as the number of vertices increases, the number of vertices each set contains is always small, making them good candidates for being represented as bit-sets.

Symmetry breaking Combinatorial meshes are characterized by their large number of symmetries, a major challenge when operating on combinatorial hexahedral meshes. Indeed, a combinatorial hexahedral mesh has many equivalent representations:

1. interior vertices can be relabelled (Fig. 5) — for boundary vertices, the algorithm uses the same labels as the input;
2. the hexahedra of the solution can be constructed in a different order (Fig. 6);
3. for a given hexahedron, written as an ordered sequence of 8 vertices, there are $1,680 = 8!/24$ ways to reorder these vertices while leaving the hexahedron unchanged (Fig. 7).

The advancing front strategy defines the order in which the solution hexahedra are constructed (symmetry 2). This also uniquely determines the order of vertices in a hexahedron (symmetry 3). To prevent the relabelling of interior vertices (symmetry 1), we add *value precedence* constraints to our problem [7]. A solution H found by the algorithm can be written as an array of $8|H|$ integers, writing down the vertices of each hexahedron in the order in which they were constructed by the algorithm. In an array, x *precedes* y when the first occurrence of x is before the first occurrence of y . Enforcing a total precedence order on interior vertices, we guarantee that only one of their permutations is a solution.

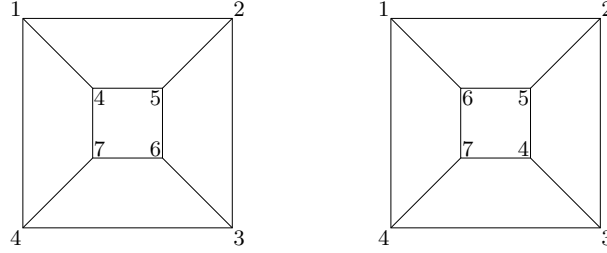


Fig. 5: Two of the $4!$ ways to label the 4 interior vertices of this mesh.

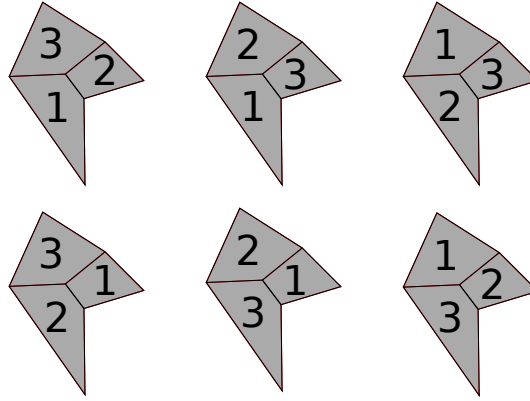


Fig. 6: The $3!$ different ways to number the elements of a 3-element mesh.

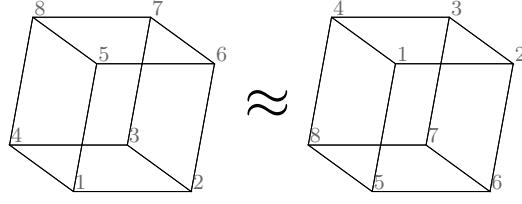


Fig. 7: Two combinatorially equivalent hexahedra.

Optimization of hexahedron construction The efficiency of Algorithm 1 depends on the size of the search tree needed to explore all possibilities. A cheap approach to reduce the number of nodes in the search tree is to choose the vertex with the smallest set of candidate vertices when deciding which vertex to branch on [1]. This does not affect the correctness of the algorithm, as long as a vertex with more than one candidate is selected.

2.3 Parallel search

The exploration a search tree can be parallelized in a natural way by exploring different subtrees in parallel, making the algorithm much faster on parallel architectures (Fig. 8). We use an approach similar to the embarrassingly parallel search of [10]. The main challenge to overcome is that some subtrees are multiple orders of magnitude larger than other ones without any possibility to determine it ahead of time.

We solve this issue by attributing many subtrees to each worker thread, so that all threads must on average perform the same amount of work (we used 4096 subtrees per thread). At the start of the search, the tree is explored in a breadth-first manner until a layer with enough subproblems is reached. The nodes of this layer are then explored in parallel by independent worker threads using Algorithm 1.

2.4 Lower bounds for hex-meshing problems

Using Algorithm 1, we computed lower bounds for the number of vertices and hexahedra required to mesh Schneiders' pyramid and the octagonal spindle (Fig. 1). The time required to compute these bounds increases exponentially as the bounds become tighter (Fig. 9).

Theorem 1. *Any hexahedral mesh of Schneiders' pyramid has at least 12 interior vertices and 14 hexahedra.*

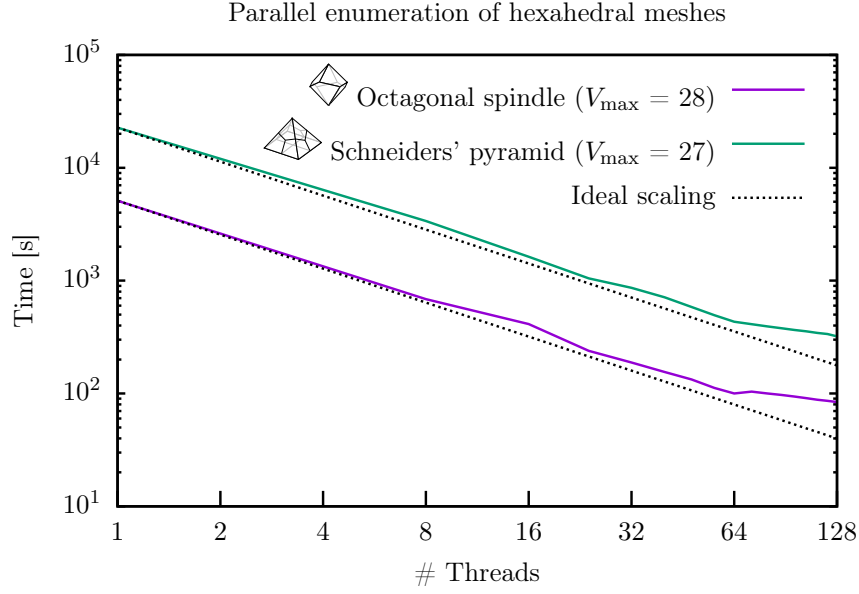


Fig. 8: Time to explore a search tree in parallel on a machine with two AMD EPYC 7551 CPUs (32 cores each, 2 threads per core). Using 64 threads, the speed-up is of 52 for Schneiders' pyramid and 51 for the octagonal spindle.

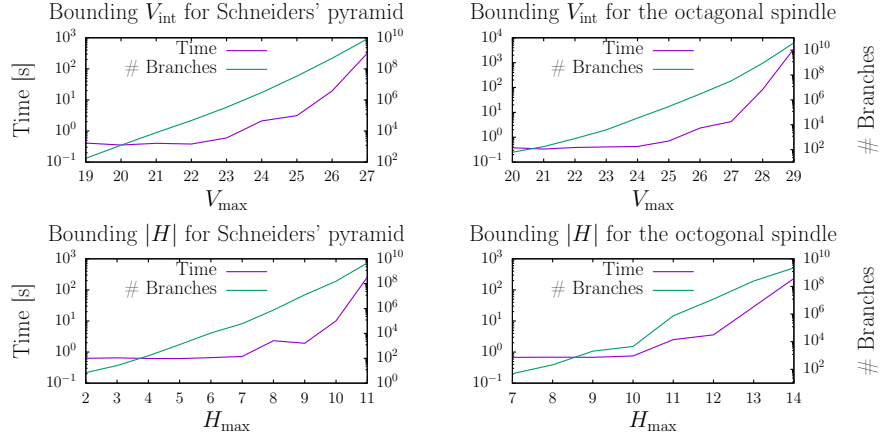


Fig. 9: The time to prove lower bounds for the number of interior vertices V_{int} and the number of hexahedra H required to mesh a polyhedron increases exponentially. This is due to the exponential size of the search tree explored by the algorithm.

Theorem 2. *Any hexahedral mesh of the octagonal spindle has at least 21 interior vertices and 17 hexahedra.*

2.5 Parity-changing operator for hex-meshes

We also use our algorithm to answer an open question of [2] regarding the parity of hexahedral meshes. Indeed, changing the parity of the number of hexahedra in a mesh without changing the boundary is a difficult operation [13]. One parity-changing operator is the insertion of Boy's surface in the dual of the mesh, followed by pillowing operations to remove multiple adjacencies. [2] asks whether or not there is a simpler parity-changing operator for hexahedral meshes. By executing our algorithm on a cube, we find a positive answer to this question:

Theorem 3. *The parity of a combinatorial hexahedral mesh can be changed by replacing one hexahedron with 28 hexahedra and inserting 21 vertices.*

Our algorithm further shows that it is not possible to mesh a single cube with an even number of hexahedra without inserting at least 21 additional vertices. It is an open question whether this operation can be extended to geometric meshes.

3 Simplifying hexahedral meshes

The algorithm described in the previous section can be used to find the smallest hexahedral mesh with a given boundary. In this section, we use this algorithm to accomplish our goal of computing upper bounds for the number of hexahedra required to mesh Schneiders' pyramid. From the 88-element solution of [17], we locally simplify the mesh. By simplification we mean decreasing the number of hexahedra (Fig. 10). The realized operations may be viewed as a generalized form of cube flips [2] that substitute a set of hexahedra by another set without changing their boundary. However, instead of a finite set of transformations, the algorithm introduced in this section automatically determines them at execution time.

Globally minimizing the number of hexahedra in the mesh is a computationally demanding task. Our algorithm therefore selects a small subset of the mesh, or *cavity*, and focuses on modifying the connectivity of the mesh only within this cavity. Our hexahedral mesh simplification algorithm is based on Algorithm 1. From a geometric hexahedral mesh it outputs a geometric hexahedral mesh whose boundary is strictly identical and which has fewer elements.

The mesh simplification procedure has three main steps:

1. the selection of a cavity, the group of hexahedra to simplify, \mathcal{C} ;
2. finding the smallest hexahedral mesh \mathcal{C}_{\min} compatible with the cavity boundary $\partial\mathcal{C}$ and replacing the cavity with this smaller mesh;
3. untangling the hexahedral to determine valid coordinates for the mesh vertices.

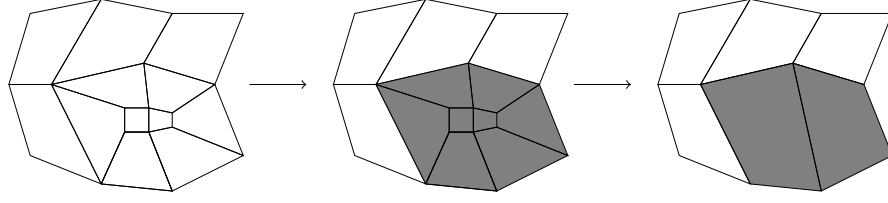


Fig. 10: The number of elements in a mesh can be reduced by operating locally on a cavity.

1. Cavity selection The cavity selection algorithm is a greedy algorithm that starts from a random element of the input hexahedral mesh (Algorithm 3). When the target size, in terms of number of hexahedra is reached, this process stops. The choice of a target cavity size is a trade-off between the cost of finding the hexahedral meshes of the cavity and the likelihood that the mesh can be simplified by remeshing the cavity. Cavities with many hexahedra are more likely to accept smaller meshes, but the cost of finding the smallest hexahedral mesh \mathcal{C}_{\min} increases exponentially with the number of hexahedra in the cavity. In practice, we start by considering relatively small cavities containing up to 10 hexahedra, and increase this limit when no improvement is possible. We require the cavity to contain at least 4 interior vertices. Indeed, when there are no interior vertices (e.g. with a stack of hexahedra), it is not possible to remove any hexahedra. As the number of interior vertices increases, so does the likelihood that the cavity can be simplified.

Algorithm 3 Cavity selection algorithm

Input: H , the mesh; n , the size of the cavity

Output: A cavity \mathcal{C} of n elements

```

1:  $h \leftarrow$  a random element of  $H$ 
2:  $\mathcal{C} \leftarrow \{h\}$ 
3: while  $|\mathcal{C}| \neq n$  do
4:    $h \leftarrow$  a random element of  $H \setminus \mathcal{C}$  sharing a facet with a hexahedron in  $\mathcal{C}$ 
5:    $\mathcal{C} \leftarrow \mathcal{C} \cup \{h\}$ 
6: end while
7: return  $\mathcal{C}$ 

```

2. Cavity remeshing To find a smaller mesh of the boundary of a cavity \mathcal{C} , we first solve the combinatorial problem, i.e. we find the smallest combinatorial hexahedral mesh of $\partial\mathcal{C}$, and then solve the geometric problem of finding valid coordinates for the modified mesh vertices.

The combinatorial problem of finding the smallest mesh of $\partial\mathcal{C}$ is but an application of Algorithm 1 which enumerates all combinatorial meshes of a given surface. The maximum number of hexahedra H_{\max} of the solution is set to a smaller value than $|\mathcal{C}|$. Changing the parity of a hexahedral mesh is known to be a difficult operation [13], so we set H_{\max} to $|\mathcal{C}| - 2$. We also set the limit to the number of interior

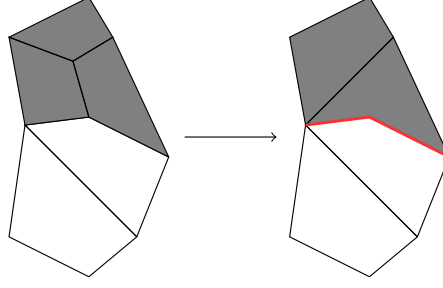


Fig. 11: Replacing the cavity with a valid mesh sharing the same boundary still produces an invalid mesh by creating two quadrangles sharing two edges.

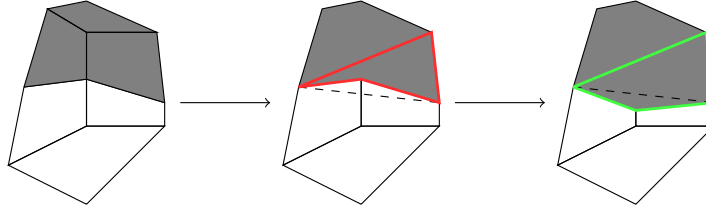


Fig. 12: A valid change to the connectivity of the mesh can create a geometrically invalid mesh, fixed by moving the vertices.

vertices V_{max} to one less than the number of interior vertices in \mathcal{C} to accelerate the search.

There is a subtle but important difference between meshing a cavity in an existing mesh and meshing a stand-alone polyhedron: the hexahedra inside the cavity must be compatible with the other elements of the input mesh. An example where new elements from a cavity are not compatible with elements adjacent to the cavity is given in Fig. 11. A 3-element cavity is replaced by 2 quadrangles, but one of these two quadrangles shares two edges with an existing element, which is an invalid configuration. To guarantee that the algorithm does not break the mesh validity, the data structures used to filter out inadequate vertex candidates (Sect. 2.2) are modified to take into account the hexahedra that are not part of the cavity.

3. Untangling The previous step of the algorithm found a new connectivity for the mesh. The simplified mesh obtained by using this result is not valid in general because the interiors of hexahedra may intersect (Fig. 12). To obtain a valid geometric mesh we use the untangling algorithm described in [15]. The vertices are iteratively moved until all hexahedra in the mesh are valid. If the untangling fails, connectivity changes are undone. The validity of the final mesh is evaluated with the method proposed by [6].

A 66-element mesh of Schneiders' pyramid

Initial mesh		Initial cavity			Remeshed cavity		New mesh	
#hex	#vert.	#hex	#vert.	#bd. facets	#hex	#vert.	#hex	#vert.
88	105	8	23	18	6	21	86	103
86	103	8	23	18	6	21	84	101
84	101	8	23	18	6	21	82	99
82	99	14	33	24	8	27	76	93
76	93	6	16	10	2	12	72	89
72	89	18	40	30	12	32	66	81

Table 1: Cavity remeshing operations performed by our hex-mesh simplification algorithm on Yamakawa’s 88-element mesh of Schneiders’ pyramid [17]. See also Fig. 2.

We applied our algorithm to Yamakawa’s mesh of Schneiders’ pyramid and obtained a valid hexahedral mesh with 66 hexahedra and 63 interior vertices (Fig. 2). Table 1 shows the sizes of the different cavities simplified by our algorithm. It takes a few minutes for the first iterations to reduce the number of hexahedra in the mesh from 88 down to 72, and several days to obtain our final mesh. Fig. 13 shows the changes to the connectivity of the mesh performed in two different iterations of the algorithm. The vertices had to be moved to obtain a valid mesh, but the combinatorial boundary remains the same. For example, for the second pair of cavities in the figure, the same 30 facets can be seen before and after the remeshing operation: there is a central facet, surrounded by a ring of five quadrangles, followed by three rings of six quadrangles, followed by one more ring of five quadrangles surrounding a single face. We also determined a combinatorial mesh with 64 hexahedra and 59 interior vertices, on which the untangling failed. Both meshes are available online at <https://www.hextreme.eu/>.

4 Conclusion

The main contribution of this paper is an algorithm to prove new bounds for Schneiders’ pyramid and the octagonal spindle hex-meshing problems. The relatively large number of vertices required to mesh the pyramid implies that subdividing pyramids into hexahedra to create all-hexahedral meshes will necessarily create many additional hexahedra. This makes it likely that some of the hexahedra created in this manner will be invalid. Because these algorithms are general, they could be used to evaluate the viability of other subdivision schemes to create all-hexahedral meshes.

One limitation of the hex-mesh simplification algorithm described in this paper is that its execution becomes expensive, because finding the smallest hexahedral mesh of a cavity becomes exponentially more time consuming as its size increases. A cheaper algorithm could be designed by finding a small set of local operations and an algorithm to choose which of them to perform in order to reduce the size of the mesh.

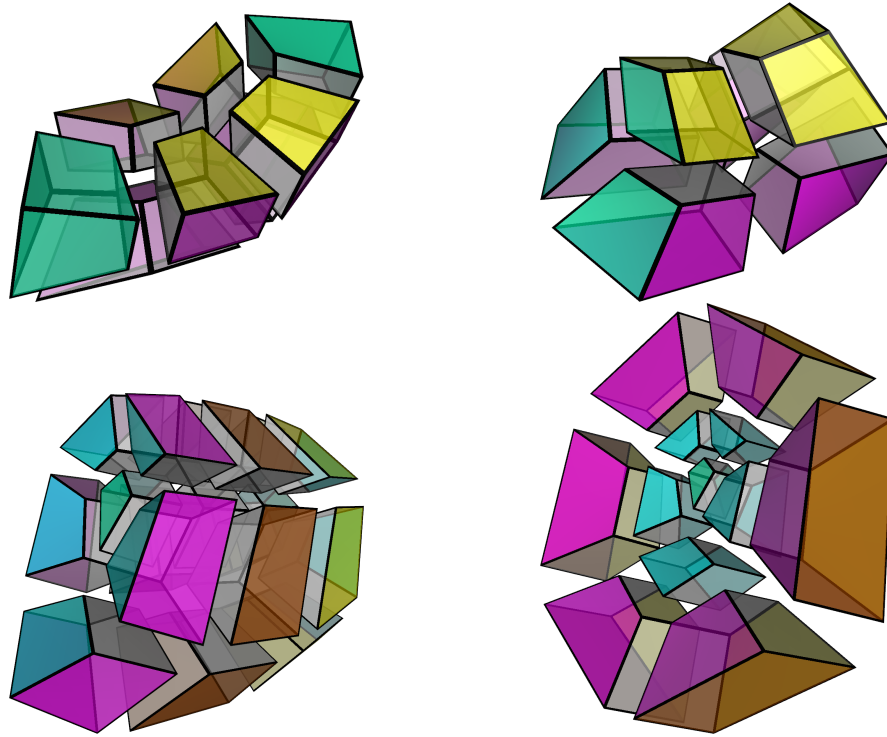


Fig. 13: (top) Removal of two hexahedra from Schneiders' pyramid; (bottom) removal of six hexahedra. The initial cavity (left) and the remeshed cavity (right) have the same combinatorial boundary (top: 18 facets; bottom: 30 facets). Colors highlight the correspondence between faces.

Acknowledgements This research is supported by the European Research Council (project HEX-TREME, ERC-2015-AdG-694020). Computational resources have been provided by the super-computing facilities of the Université catholique de Louvain (CISM/UCL) and the Consortium des Équipements de Calcul Intensif en Fédération Wallonie Bruxelles (CÉCI) funded by the Fond de la Recherche Scientifique de Belgique (F.R.S.-FNRS) under convention 2.5020.11.

References

1. J Christopher Beck, Patrick Prosser, and Richard J Wallace. Trying again to fail-first. In *International Workshop on Constraint Solving and Constraint Logic Programming*, pages 41–55. Springer, 2004.
2. Marshall Bern, David Eppstein, and Jeff Erickson. Flipping cubical meshes. *Engineering with Computers*, 18(3):173–187, 2002.
3. Carlos D Carbonera and Jason F Shepherd. A constructive approach to constrained hexahedral mesh generation. *Engineering with Computers*, 26(4):341–350, 2010.

4. David Eppstein. Linear complexity hexahedral mesh generation. *Computational Geometry*, 12(1-2):3–16, 1999.
5. Jeff Erickson. Efficiently hex-meshing things with topology. *Discrete & Computational Geometry*, 52(3):427–449, 2014.
6. Amaury Johnen, J-C Weill, and J-F Remacle. Robust and efficient validation of the linear hexahedral element. *Procedia Engineering*, 203:271–283, 2017.
7. Yat Chiu Law and Jimmy HM Lee. Global constraints for integer and set value precedence. In *International Conference on Principles and Practice of Constraint Programming*, pages 362–376. Springer, 2004.
8. Scott A Mitchell. A characterization of the quadrilateral meshes of a surface which admit a compatible hexahedral mesh of the enclosed volume. In *Annual Symposium on Theoretical Aspects of Computer Science*, pages 465–476. Springer, 1996.
9. Scott A Mitchell. The all-hex geode-template for conforming a diced tetrahedral mesh to any diced hexahedral mesh. *Engineering with Computers*, 15(3):228–235, 1999.
10. Jean-Charles Régis, Mohamed Rezgui, and Arnaud Malapert. Embarrassingly parallel search. In *International Conference on Principles and Practice of Constraint Programming*, pages 596–610. Springer, 2013.
11. Francesca Rossi, Peter Van Beek, and Toby Walsh. *Handbook of constraint programming*. Elsevier, 2006.
12. Robert Schneiders. A grid-based algorithm for the generation of hexahedral element meshes. *Engineering with computers*, 12(3-4):168–177, 1996.
13. Alexander Schwartz and Günter M Ziegler. Construction techniques for cubical complexes, odd cubical 4-polytopes, and prescribed dual manifolds. *Experimental Mathematics*, 13(4):385–413, 2004.
14. Timothy J Tautges and Sarah E Knoop. Topology modification of hexahedral meshes using atomic dual-based operations. *algorithms*, 11:12, 2003.
15. Thomas Toulorge, Christophe Geuzaine, Jean-François Remacle, and Jonathan Lambrechts. Robust untangling of curvilinear meshes. *Journal of Computational Physics*, 254:8–26, 2013.
16. Soji Yamakawa and Kenji Shimada. Hexhoop: modular templates for converting a hex-dominant mesh to an all-hex mesh. *Engineering with computers*, 18(3):211–228, 2002.
17. Soji Yamakawa and Kenji Shimada. 88-element solution to schneiders’ pyramid hex-meshing problem. *International Journal for Numerical Methods in Biomedical Engineering*, 26(12):1700–1712, 2010.