
Diverse and Controllable Image Captioning with Part-of-Speech Guidance

Aditya Deshpande*, Jyoti Aneja*, Liwei Wang, Alexander Schwing and D. A. Forsyth
University of Illinois at Urbana-Champaign
{ardeshp2, janeja2, lwang97, aschwing, daf}@illinois.edu

Abstract

Automatically describing an image is an important capability for virtual assistants. Significant progress has been achieved in recent years on this task of image captioning. However, classical prediction techniques based on maximum likelihood trained LSTM nets don't embrace the inherent ambiguity of image captioning. To address this concern, recent variational auto-encoder and generative adversarial network based methods produce a set of captions by sampling from an abstract latent space. But, this latent space has limited interpretability and therefore, a control mechanism for captioning remains an open problem. This paper proposes a captioning technique conditioned on part-of-speech. Our method provides human interpretable control in form of part-of-speech. Importantly, part-of-speech is a language prior, and conditioning on it provides: (i) more diversity as evaluated by counting n -grams and the novel sentences generated, (ii) achieves high accuracy for the diverse captions on standard captioning metrics.

1 Introduction

Image captioning entails generating a realistic description for a given image. It is applicable to various domains from robotics and virtual assistants to developing tools for the visually impaired. There is a rich literature for image captioning using recurrent neural nets (RNN) [18, 26, 30, 10, 31, 2] and more recently also convolutional neural nets (CNN) [3]. However, machine generated captions have not reached the quality of human generated ones. The diversity and nuances present in captions written by humans are absent in those generated by current deep net models.

Variational auto-encoder (VAE) [29] and generative adversarial net (GAN) formulations [5, 22, 12] have been used to generate diverse image captions. These methods rely on sampling latent vectors from a learned or a uniform distribution. Then, they generate multiple captions conditioned on these sampled latent vectors. However, latent vectors are not grounded in any semantic image or language priors. This makes the captions less accurate. Also, these vectors are non human-interpretable and controlling the captions generated by these methods remains a challenge. Generating accurate captions that are diverse, with interpretable control over the diversity, is an open problem.

For captioning, classical methods condition each word on the image and all previous words in a sentence. In this work, we additionally condition on a part-of-speech tag sequence. This offers the inference procedure an approximate global view of the sentence being generated at each step. Sampling different part-of-speech tag sequences allows us to generate multiple captions. Our procedure produces diverse sentences because sentences that adhere to different tag sequences have meaningful diversity (See Sec. 5.3). We show that supplying a tag sequence gives some control over the sentence that is produced (See Fig. 1). Our results show a significant improvement on

* Denotes equal contribution.

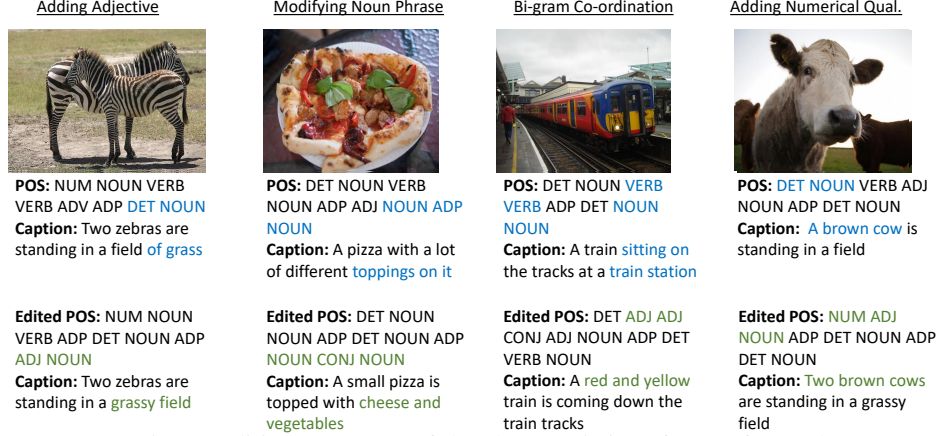


Figure 1: Our caption conditions on some of the characteristics of part-of-speech (POS). We can add adjectives (e.g. grassy; red and yellow), modify noun phrases (e.g. cheese and vegetables), add numerical qualifiers (e.g. two) with appropriate POS tags. This conditioning is highlighted in blue/green colors. See Sec. 3 for details of POS tags. Note, due to quantization (See Sec. 4.2) the generated caption may not exactly adhere to the POS tag sequence.

captioning metrics for our generated captions (See Sec. 5.1 and 5.2). Thus, our method does efficient and accurate search for the modes in the caption space.

Our main contributions are,

Accuracy. Our part-of-speech method (POS) obtains high scores on standard metrics (See Sec. 5.1 and 5.2)

Diversity. Our results show that POS produces more unique n -grams ($n = 1, 2, 4$) at every word position and it generates more novel sentences and does less memorization of training captions (See Fig. 4 and Tab. 3).

Better than beam search. Beam search is a classical method to generate diverse captions from any network. We show our POS sampling is computationally efficient (or faster) than beam search. It is more accurate for the same computation time (See Tab. 2, Fig. 3) and more diverse (See Fig. 4, Tab. 3) than beam search.

Control. It is possible to control generated captions using interpretable POS (See Fig. 1).

The paper is organized as follows. Sec. 2 discusses relevant related work. Our notation and the classical approach to image captioning is discussed in Sec. 3. We present our captioning approach conditioned on part-of-speech in Sec. 4. Finally, Sec. 5 provides our experimental results.

2 Related Work

Image Captioning. Most image captioning approaches [10, 26, 30] use a convolutional neural net pre-trained on classification [23] to represent image features. Image features are fed into a recurrent net (often powered by LSTM units) to model the language word-by-word. These networks are trained with maximum likelihood. To obtain high performance on standard image captioning metrics, Yao *et al.* [31] use a network trained on COCO-attributes in addition to image features. Anderson *et al.* [2] develop an attention-based network architecture. Aneja *et al.* [3] change the language decoder from LSTM to a convolutional network and show that they obtain more diversity. Since diversity is of interest to us, we use the language decoder of [3]. We leave incorporation of techniques from [31, 2] for further performance gains to future work.

Apart from exploring different network architectures, some prior works focus on using different training losses. Reinforcement learning has been used in [17, 21, 15], to directly train for non-differentiable evaluation metrics such as BLEU, CIDEr and SPICE. In this paper, we use maximum likelihood training. Training our part-of-speech (POS) based captioning network in a reinforcement learning setup can be investigated as part of future work. Notable advances have been made in conditioning image captioning on semantic priors of objects by using object detectors [16, 27].

This conditioning or control is only limited to the objects (or nouns) in the caption and ignores the remainder, while our POS approach achieves co-ordination for the entire sentence.

Diverse Image Captioning. More recent work on image captioning focuses on generating diverse captions. Vijayakumar *et al.* [25] modify the beam search to generate diversity. It is orthogonal to the task of image captioning and can be applied to any posterior. Adversarial training has been employed by [5, 12, 22] to generate diverse captions. [5, 12] train a conditional GAN for diverse caption generation. [5] uses a trainable loss which differentiates human annotations vs. generated captions, while ranking based techniques, which attempt to score human annotated captions higher than generated ones, are demonstrated in [12]. Shetty *et al.* [22] use adversarial training in combination with an approximate Gumbel sampler to match the generated captions to the human annotations.

Generally, GAN based methods improve on diversity, but suffer on accuracy. For example, in Table 1 of [22], METEOR and SPICE scores drop drastically compared to an LSTM baseline. In Tab. 2, we compare GAN [22] and our POS. POS obtains better METEOR and SPICE scores, thus demonstrating better accuracy. Note, we compare to a beam search baseline (equivalent to an LSTM as shown by [3]) and obtain both more diverse and more accurate captions (See Fig. 4, Tab. 3 and 2).

Wang *et al.* [29] propose to generate diverse captions using a variational auto-encoder with an additive Gaussian latent space (AG-CVAE) instead of a GAN. The diversity in their approach is due to sampling from the learned latent space. They demonstrate improvement in accuracy over the conventional LSTM baseline. We compare to AG-CVAE [29] and show that we obtain higher best-1 scores (accuracy of best caption) and best- k^{th} scores (accuracy of k^{th} ranked generated caption) for captioning (See Tab. 2 and Fig. 3), along with more diversity (See Sec. 5.3).

3 Background

Problem Setup and Notation. The goal of image captioning is to generate a sequence of words $y = (y_1, \dots, y_N)$ which accurately describe a given input image I . The words $y_i, i \in \{1, \dots, N\}$ are part of a fixed vocabulary \mathcal{V} , *i.e.*, $y_i \in \mathcal{V}$. Additionally, we assume availability of a part-of-speech (POS) tagger for the sentence y as illustrated in Fig. 2. More specifically, the POS tagger provides a tag sequence $t = (t_1, \dots, t_N)$ for a given sentence, where $t_i \in \mathcal{T}$ is the POS tag for word y_i . The set \mathcal{T} encompasses 12 universal POS tags – verb (VERB), noun (NOUN), pronoun (PRON), adjective (ADJ), ad-position (ADP), adverb (ADV), conjunction (CONJ), determiner (DET), numerical qualifier (NUM), participle (PRT), punctuation (.) and unknown (X). To train our models we use a dataset $\mathcal{D} = \{(I, y, t)\}$ which contains tuples (I, y, t) composed of an image I , a sentence y , and the corresponding POS tag sequence t .

Classical Image Captioning. Classical techniques factor the joint probabilistic model $p_\theta(y|I)$ over all words into a product of conditionals. They learn model parameters θ^* by maximizing likelihood over the training set \mathcal{D} :

$$\theta^* = \underset{\theta}{\operatorname{argmax}} \sum_{(I, y) \in \mathcal{D}} \log p_\theta(y|I), \quad \text{where} \quad p_\theta(y|I) = \prod_{i=1}^N p(y_i|y_{<i}, I). \quad (1)$$

The factoring enforces temporal ordering of words, wherein words y_i at the i^{th} time-step (or word position) depend only on all previous words $y_{<i}$. This model is built using a feed-forward network with temporal (or masked) convolutions. Temporal convolutions have been used before for different vision and language tasks, *e.g.*, [3, 8, 4].

During training, we learn parameters by maximizing the product of conditionals (Eq. (1)). For test image I , conditional word-wise posterior probabilities $p_\theta(y_i|y_{<i}, I)$ are generated sequentially from $i = 1$ to N . Given the posteriors $p_\theta(y_i|y_{<i}, I)$, beam search is applicable and forms our baseline. Specifically, beam search maintains best- k (incomplete) captions ordered by likelihood and expands best- k captions greedily from start to end of sentence.

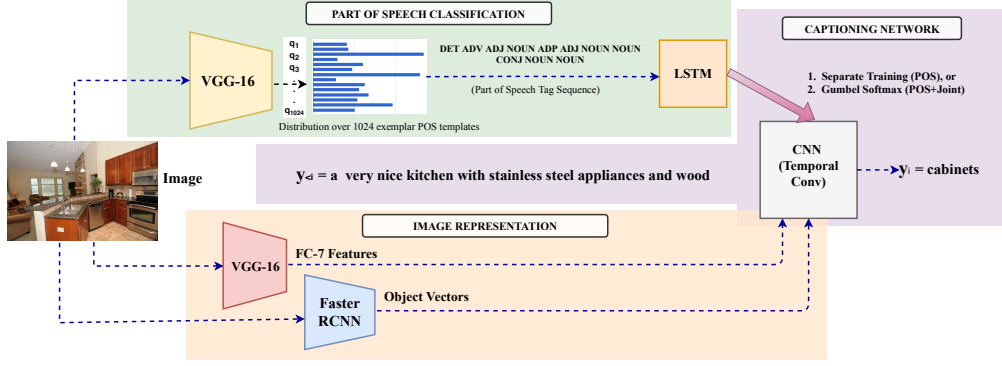


Figure 2: An illustration of our POS captioning method on a test image. For image representation, fc7 features are extracted from VGG-16 and embedded into 512 dimensional vectors. For object vectors, we use 80 dimensional class vector from faster rcnn [20] (same as [29]). For Part-of-speech classification, we use VGG-16 with two linear layers and 1024-way softmax. Then, we encode sampled POS by LSTM to 512 dimensional vector. Our captioning network uses temporal (or masked) convolutions and operates on image representation, part-of-speech vector, object vector and previous words in caption ($y_{<i}$) to produce the next word (y_i). The network is trained for 20 epochs, with ADAM optimizer [11], initial learning rate of $5e^{-5}$ and a decay factor of .1 after 15 epochs.

4 Image Captioning with Part-of-Speech

In our approach for image captioning, we introduce a POS tag sequence t , to condition the probabilistic model given in Eq. (1). More formally,

$$p_{\theta}(y|t, I) = \prod_{i=1}^N p_{\theta}(y_i|t, y_{<i}, I). \quad (2)$$

Following classical techniques, we train our POS-conditioned approach by maximizing the likelihood (similar to Eq. (1)):

$$\theta^* = \operatorname{argmax}_{\theta} \sum_{(I, t, y) \in \mathcal{D}} \log p_{\theta}(y|t, I). \quad (3)$$

We use the entire POS tag sequence in the conditional above because it allows global control over the entire sentence structure. As shown in Fig. 2, we encode the POS tag sequence t using an LSTM model before using it in our temporal convolutions based captioning network.

Training involves learning the parameters θ^* for our conditional captioning model (Eq. (3)). During test time, this conditioning on POS tags provides a mechanism for diverse image captioning. Given a test image I , we obtain diverse captions by sampling different POS tag sequences ($t^1, t^2, \dots, t^k, \dots$). Each sequence is a tuple of POS tags. In Sec. 4.1, we show that sampling in an equivalence class space EC-POS is feasible. In our notation, q is the EC-POS tag corresponding to t .

For every sampled EC-POS tag sequence q^k (corresponding to t^k), we maximize the learned probabilistic model, *i.e.*, $y^k = \operatorname{argmax}_y p_{\theta^*}(y|q^k, I)$ approximately. We do this simply by sampling the maximum probability word at every word position. This results in fast inference, unlike the slow greedy search employed by beam search.

4.1 Obtaining Part-of-Speech Tags

Because our model conditions sentence probabilities on a POS tag sequence, inference requires supplying a sequence. Several ways exist to obtain the POS tag sequence, *e.g.*, choosing a POS tag sequence by hand, sampling from a distribution of POS tag sequences seen in \mathcal{D} , or predicting POS tag sequences conditioned on image I . The first one is not scalable. The second approach of sampling from \mathcal{D} is easy, but generates inaccurate captions. We pick the third approach. While this may seem an odd task, our experiments suggest very strongly that image based prediction works rather well. We see this as similar to predicting a situation template [32] – one must predict a rough template sketching what is worth saying about an image.

Method	#samples	B4	B3	B2	B1	C	R	M	S	Time (s/img)
LSTM	10	0.428	0.529	0.654	0.797	1.202	0.607	0.290	0.223	-
AG-CVAE	20	0.471	0.573	0.698	0.834	1.308	0.638	0.309	0.244	-
	100	0.557	0.654	0.767	0.883	1.517	0.690	0.345	0.277	-
Beam search	20	0.489	0.626	0.752	0.875	1.595	0.698	0.402	0.284	3.74s
	100	0.641	0.742	0.835	0.931	1.904	0.772	0.482	0.332	20.33s
POS	20	0.449	0.593	0.737	0.874	1.468	0.678	0.365	0.277	0.21s
	100	0.578	0.689	0.802	0.921	1.710	0.739	0.423	0.322	1.29s
POS+Joint	20	0.431	0.581	0.721	0.865	1.448	0.431	0.357	0.271	0.20s
	100	0.550	0.672	0.787	0.909	1.661	0.725	0.409	0.311	1.27s

Table 1: Oracle re-ranking is used to pick the best-1 caption. Our POS methods outperform AG-CVAE for same # samples. Beam search obtains the best scores, however it is slow. For the same order of magnitude computation time (i.e. fixed computation budget), our POS methods are more efficient at sampling and they generate a high scoring (i.e. more accurate) best-1 caption. We use multiple conventional evaluation metrics, BLEU-1, BLEU-2, BLEU-3, BLEU-4 (B1-B4) [19], CIDEr (C) [24], ROUGE (R) [13], METEOR (M) [6] and SPICE (S) [1] to evaluate the best-1 caption.

To capture multi-modality, we make our POS predictions for a given image via a classification model. This requires us to vector quantize POS tag sequences, and we quantize to 1024 sequences. Therefore, we work with an equivalence class of POS tag sequences, which we call EC-POS. See Sec. 4.2 for EC-POS construction. The classifier learns to predict over EC-POS space by maximizing likelihood, $p_\phi(t|I)$. Note, in the notation quantization function $\mathcal{Q}(t)$, reduces t to its EC-POS tag sequence q .

$$\phi^* = \underset{\phi}{\operatorname{argmax}} \sum_{(I,t) \in \mathcal{D}} \log p_\phi(t|I), \quad \text{where} \quad \log p_\phi(t|I) = \sum_{i=1}^n \delta[q^i = \mathcal{Q}(t)] \log p_\phi(q^i|I). \quad (4)$$

Now, with this knowledge of quantization at hand, note that we replace t with its corresponding EC-POS template $\mathcal{Q}(t)$ in Eq. (3) above.

4.2 Quantizing Part-of-Speech Tag Sequences

We need to quantize the space of POS tag sequences. We find that there are $> 210K$ POS tag sequences in our training dataset \mathcal{D} of $|\mathcal{D}| > 500K$ captions. We perform a hamming distance based k-medoids clustering to obtain 1024-cluster centers. We observe our clusters are tight, with more than 75% clusters having average hamming distance less than 3. We use the cluster medoids as the quantized POS tag sequences or our equivalence class EC-POS. Any input tag sequence is represented by its nearest in EC-POS space. See Fig. 2 for an illustration of the part-of-speech classification step.

4.3 Separate vs. Joint Training

Our training problem involves learning the parameters of the captioning network θ (Eq. (3)) and the parameters of image to POS classification network ϕ (Eq. (4)). We can train these two networks separately and we call this method **POS**. We also experiment with joint training by sampling from the image to POS posterior $p_\phi(q|I)$ using a Gumbel softmax [9]. Here, ground-truth, $q = \mathcal{Q}(t)$, is replaced by a POS tag sequence sampled via the Gumbel softmax framework. Inconsistency between sampled POS and corresponding caption y will introduce noise in supervision. Therefore, we sample 50 POS tag sequences from the Gumbel softmax and only pick the one with the best alignment to POS tagging of caption y for every training iteration. We refer to this joint training method as **POS+Joint**. In Sec. 5.1 and Sec. 5.2, we show that POS+Joint produces more accurate captions than separately training the two networks in POS, i.e., separately learning θ and ϕ .

Method	#samples	B4	B3	B2	B1	C	R	M	S	Time (s/img)
LSTM	10	0.292	0.395	0.536	0.711	0.947	0.516	0.238	0.170	-
AG-CVAE	20	0.299	0.402	0.544	0.716	0.963	0.518	0.237	0.173	-
	100	0.311	0.417	0.559	0.732	1.001	0.528	0.245	0.179	-
Beam search	20	0.319	0.423	0.564	0.733	1.018	0.537	0.255	0.185	7.41s
	100	0.317	0.419	0.558	0.729	1.020	0.532	0.253	0.186	40.39s
POS	20	0.306	0.419	0.570	0.744	1.014	0.531	0.252	0.188	1.13s
	100	0.311	0.421	0.567	0.737	1.036	0.530	0.253	0.188	7.54s
POS+Joint	20	0.305	0.415	0.563	0.737	1.020	0.531	0.251	0.185	1.13s
	100	0.316	0.425	0.569	0.739	1.045	0.532	0.255	0.188	7.32s
GAN (ResNet-152)[22] [†]	5	-	-	-	-	-	-	0.236	0.166	-
POS+Joint (VGG-16) [†]	5	0.283	0.395	0.545	0.724	0.955	0.523	0.247	0.180	-

Table 2: Consensus re-ranking is used to pick the best-1 caption. Our POS methods obtain higher scores than AG-CVAE. When compared to Beam search, POS+Joint obtains higher B1-B3, C, M scores and other scores differ in 3rd decimal. With our POS+Joint and consensus re-ranking, we outperform GAN as well. [†] refers to the different train/test split used by GAN [22]. Note, we use VGG-16 image features, and our scores can possibly improve with ResNet-152 features used by GAN. The metrics are same as Tab. 1.

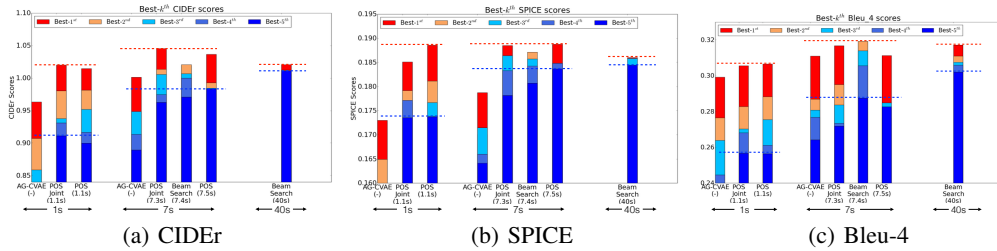


Figure 3: Here, we compare the best- k^{th} accuracy of the k^{th} best caption after consensus re-ranking for all methods. We use $k = 5$. Our POS methods achieve high best-1st, best-5th CIDEr and SPICE scores for 1s and 7s computation budget. Computationally expensive Beam search of 40s, does not improve best-1st scores (compared to POS methods for 7s), however it improves best-5th score. Red (warm) color denotes the best caption (best-1st), whereas blue (cold) color denotes the 5th best caption (best-5th). The best-1st to best-5th accuracy is plotted as overlapping bars in the plot. The x -axis denotes time. The dotted lines indicate the method that obtains higher scores than other methods with similar computation time.

5 Results

Dataset. We use the **MS COCO** dataset [14] for our experiments. Our train/val/test splits follow [18]. We use 118,287 training images, 4000 images for validation, and 1000 images for testing.

Methods. In the results, we denote our approach by **POS**, and our approach with joint training by **POS+Joint** (Sec. 4.3). We compare to the additive Gaussian VAE-based diverse captioning method [29], denoted by **AG-CVAE**. Our captioning network is based on [3] and we compare to [3] used with Beam Search. This is referred to as **beam search**. **LSTM** refers to [10] and **GAN** is used for the GAN-based method in [22].

5.1 Best-1 Accuracy

We use two ranking methods – oracle and consensus re-ranking – on the set of generated captions and pick the best-1 caption. Our results in Tab. 1 and 2 show that, for a fixed computation budget, POS and POS+Joint is a more effective searching strategy. It obtains higher scores on more metrics compared to other methods.

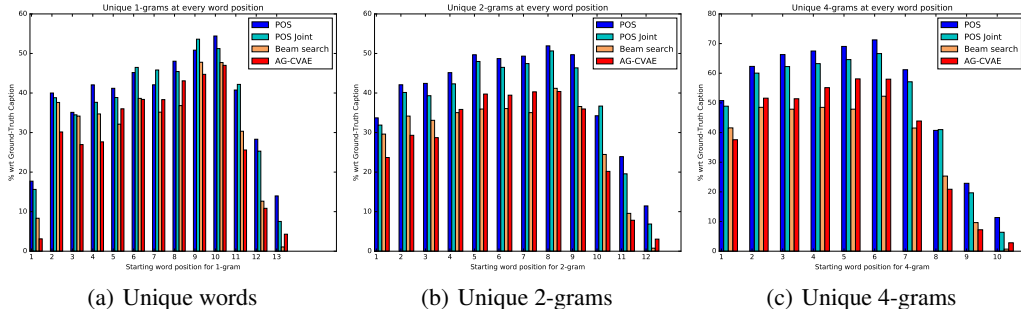


Figure 4: Our POS methods produce higher percentage of n -grams at every word position compared to Beam search and AG-CVAE. This demonstrates high diversity in the captions generated by POS. In addition to diverse, as shown in Tab. 2, our POS methods are also accurate. The y-axis is % of unique n -grams with respect to a randomly sampled caption from the reference set. We use $n = 1, 2, 4$ and the best-1 caption after consensus re-ranking.

Method	#samples	Avg. Unique per image	# Novel Sentences Best-5	Sentences Best-10
AG-CVAE	20	13.96	3189	6837
	100	47.40	3069	6712
Beam search	20	20	2317	5240
	100	100	2299	5253
POS	20	19.26	3394	7362
	100	91.55	3446	7407
POS+Joint	20	15.58	3409	7397
	100	58.13	3427	7303

Table 3: For each method, we also report the number of novel sentences (i.e., sentences not seen in the training set) out of at most best-5 and best-10 sentences after consensus re-ranking. Though Beam Search showed high accuracy in Tab. 2 and high best-5 Bleu-4 in Fig. 3, here we see that it produces significantly less novel sentences than our method. Therefore, beam search is more prone to regurgitating training data, while we produce novel sentences. We report the average number of unique captions (i.e. non-repeated captions generated by sampling for single image). Our POS methods produce more unique sentences compared to AG-CVAE.

Oracle re-ranking. The reference captions of the test set are used and the generated caption with the maximum score for each metric is chosen as best-1 (as proposed in [29]). This allows the best caption to be picked for each metric. Oracle scores provide an upper bound on the best-1 accuracy. Higher oracle scores are also indicative of the method being capable of sampling high accuracy captions.

Results in Tab. 1 show that beam search obtains the best oracle scores for 100 samples. However, it is painfully slow (~ 20 s per image). Using the same order of magnitude computation time (say, 1.2s of POS and 3s of Beam search in Tab. 1), POS, POS+Joint outperform all the beam search scores. Note, we also outperform AG-CVAE on all metrics for the same #samples. Computation times are not available for AG-CVAE, and we use #samples as a proxy.

Consensus re-ranking scores. In a practical test setting, reference captions of the test set will not be available to the ranker. Therefore, in consensus re-ranking reference captions of training images similar to test image are retrieved. The generated captions are ranked by CIDEr score computed with respect to the retrieved reference set [7]. We use the same image features [28] and parameters for consensus re-ranking as [29]. Tab. 2 shows that our POS, POS+Joint methods outperform the AG-CVAE baseline on all metrics. Our methods are faster than beam search and they produce higher Bleu-1,2,3, CIDEr scores. Other scores are comparable and differ in the 3rd decimal. Note, our POS+Joint achieves better scores than POS, especially for 100 samples. We also train our POS+Joint method on the train/test split used by GAN, and show that we obtain higher METEOR and SPICE scores than those reported in [22].



	AG-CVAE	POS	POS+Joint
	<ol style="list-style-type: none"> 1. A woman is holding a banana in her hand 2. A woman holding a banana in front of her face 3. A woman holding a banana in front of a window 4. A woman in a white shirt holding a banana 5. A woman holding a banana in her hand 	<ol style="list-style-type: none"> 1. A woman holding up a banana in front of a sign 2. A woman holding a banana in front of a sign 3. A woman holding a banana in front of wall with a sign 4. A woman is holding a banana in a room 5. A woman holding a banana in front of her face 	<ol style="list-style-type: none"> 1. A woman holding a banana in front of a wall 2. A woman standing in a room with a bunch of bananas 3. A woman holding a banana next to a yellow sign 4. A woman is holding a banana in front of her face 5. A young woman holding a banana in front of a wall
	<ol style="list-style-type: none"> 1. A man sitting in front of a laptop computer. 2. A person sitting in front of a laptop computer. 3. A woman sitting in front of a laptop computer. 4. A person is sitting on a laptop computer. 5. A woman is sitting on a laptop computer. 	<ol style="list-style-type: none"> 1. A person sitting at a desk with a laptop computer 2. A laptop computer sitting on top of a table 3. A laptop computer sitting on a wooden table 4. A laptop computer sitting on top of a wooden desk 5. A laptop computer is sitting on a table 	<ol style="list-style-type: none"> 1. A laptop computer sitting on top of a desk 2. A laptop computer sitting on top of a wooden desk 3. A laptop computer sitting on a desk with a mouse 4. A laptop computer is sitting on desk 5. A laptop computer sitting on a wooden desk

Figure 5: POS captures attributes like wooden, bunch, yellow and objects such as desk, wall, room which AG-CVAE fails to do. The inaccuracies are highlighted in red and the novel parts in blue.

5.2 Best- k^{th} Accuracy

Our captioning method can be conditioned on different part-of-speech tags to generate diverse captions. For diverse image captioning, in addition to best-1 accuracy, best- k^{th} accuracy should also be measured. Best- k^{th} accuracy is the score of the k^{th} ranked caption, therefore it is lower than the best-1 score. All the k generated captions should be accurate and therefore it is desirable to have high best- k^{th} scores. This evaluation has not been done previously [22, 29].

In Fig. 3, we compare best- k^{th} ($k = 1$ to 5) scores for all methods. Note the x-axis (*i.e.*, time), according to which our methods fall into 3 intervals of computation time: $\sim 1s$, $\sim 7s$ and $\sim 40s$. We propose to compare the scores for methods within these 3 intervals, for fair comparison with respect to computation time. The dotted red and blue lines illustrate the method that achieves higher best-1 and best-5 scores respectively for each computation time interval. Our POS methods achieve higher best-1, best-5 CIDEr and SPICE scores for $1s$ and $7s$ interval. Beam search does better on BLEU-4 metrics in the $7s$ interval. However, as we show later in Tab. 3, we find that beam search is more prone to memorizing training data. It generates less novel sentences than our POS methods.

5.3 Evaluation of Diversity

In Fig. 4, our POS methods produce higher percentage of words with respect to ground-truth for every word position. Beam search and AG-CVAE produce a significantly smaller percentage of words and are therefore less diverse. In Tab. 3, we measure: (1) the number of unique sentences generated after sampling. Beam search always samples a unique sentence. Note, our POS also samples a high number of unique sentences 19.26 out of 20, 91.55 out of 100. The uniqueness reduces for joint training, since sampling in POS+Joint is based on the Gumbel softmax, which leads to more smoothing over POS space; (2) We measure the number of novel sentences, not seen during training, and find that our POS methods produce more novel sentences than the Beam search and AG-CVAE. Beam search produces the least number of novel sentences.

5.4 Qualitative Evaluation

In Fig. 1 we show the conditioning of our generated caption on the POS tag sequence. We observe interesting correlations to the sampled POS tag sequence such as addition of adjectives (grassy; red and yellow), noun phrases (cheese and vegetables), numerical qualifiers (two brown cows) *etc.* Fig. 5 compares the best-5 captions generated by our POS methods and AG-CVAE.

6 Conclusion

Our diverse image captioning approach conditions on part-of-speech. It obtains higher accuracy (best-1 and best-5) than GAN and VAE-based methods, is computationally more efficient than the classical beam search and produces better accuracy given the same computational budget. It is also less prone to memorizing training data. End-to-end training with a learned ranker, is a promising direction for future work.

7 Acknowledgements

We thank Svetlana Lazebnik for insightful discussions and useful feedback. This material is based upon work supported in part by ONR MURI Award N00014-16-1-2007, National Science Foundation under Grant No. NSF IIS-1421521 and 1718221, Samsung, and a GPU donation from Nvidia.

References

- [1] P. Anderson, B. Fernando, M. Johnson, and S. Gould. Spice: Semantic propositional image caption evaluation. In *ECCV*, 2016.
- [2] P. Anderson, X. He, C. Buehler, D. Teney, M. Johnson, S. Gould, and L. Zhang. Bottom-up and top-down attention for image captioning and visual question answering. *arXiv preprint arXiv:1707.07998*, 2017.
- [3] J. Aneja, A. Deshpande, and A. Schwing. Convolutional image captioning. In *Computer Vision and Pattern Recognition*, 2018.
- [4] S. Bai, J. Z. Kolter, and V. Koltun. An empirical evaluation of generic convolutional and recurrent networks for sequence modeling. *CoRR*, abs/1803.01271, 2018.
- [5] B. Dai, S. Fidler, R. Urtasun, and D. Lin. Towards diverse and natural image descriptions via a conditional gan. In *ICCV*, 2017.
- [6] M. Denkowski and A. Lavie. Meteor universal: Language specific translation evaluation for any target language. In *Proceedings of the EACL 2014 Workshop on Statistical Machine Translation*, 2014.
- [7] J. Devlin, S. Gupta, R. B. Girshick, M. Mitchell, and C. L. Zitnick. Exploring nearest neighbor approaches for image captioning. *CoRR*, abs/1505.04467, 2015.
- [8] J. Gehring, M. Auli, D. Grangier, D. Yarats, and Y. N. Dauphin. Convolutional sequence to sequence learning. *CoRR*, abs/1705.03122, 2017.
- [9] E. Jang, S. Gu, and B. Poole. Categorical reparameterization with gumbel-softmax. 2017.
- [10] A. Karpathy and L. Fei-Fei. Deep visual-semantic alignments for generating image descriptions. In *2015 IEEE Conference on Computer Vision and Pattern Recognition (CVPR)*, pages 3128–3137, June 2015.
- [11] D. P. Kingma and J. Ba. Adam: A method for stochastic optimization. abs/1412.6980, 2014.
- [12] D. Li, X. He, Q. Huang, M.-T. Sun, and L. Zhang. Generating diverse and accurate visual captions by comparative adversarial learning. *arXiv preprint arXiv:1804.00861*, 2018.
- [13] C.-Y. Lin. Rouge: a package for automatic evaluation of summaries. July 2004.
- [14] T.-Y. Lin, M. Maire, S. Belongie, J. Hays, P. Perona, D. Ramanan, P. Dollár, and C. L. Zitnick. *Microsoft COCO: Common Objects in Context*, pages 740–755. Springer International Publishing, Cham, 2014.
- [15] S. Liu, Z. Zhu, N. Ye, S. Guadarrama, and K. Murphy. Improved image captioning via policy gradient optimization of spider. *arXiv preprint arXiv:1612.00370*, 2016.
- [16] J. Lu, J. Yang, D. Batra, and D. Parikh. Neural baby talk, 2018.
- [17] R. Luo, B. Price, S. Cohen, and G. Shakhnarovich. Discriminability objective for training descriptive captions. *arXiv preprint arXiv:1803.04376*, 2018.
- [18] J. Mao, W. Xu, Y. Yang, J. Wang, Z. Huang, and A. Yuille. Deep captioning with multimodal recurrent neural networks (m-rnn). *ICLR*, 2015.
- [19] K. Papineni, S. Roukos, T. Ward, and W.-J. Zhu. Bleu: A method for automatic evaluation of machine translation. In *Proceedings of the 40th Annual Meeting on Association for Computational Linguistics*, ACL ’02, pages 311–318, Stroudsburg, PA, USA, 2002. Association for Computational Linguistics.
- [20] S. Ren, K. He, R. Girshick, and J. Sun. Faster R-CNN: Towards real-time object detection with region proposal networks. In *Neural Information Processing Systems (NIPS)*, 2015.
- [21] S. J. Rennie, E. Marcheret, Y. Mroueh, J. Ross, and V. Goel. Self-critical sequence training for image captioning. In *CVPR*, 2017.
- [22] R. Shetty, M. Rohrbach, L. A. Hendricks, M. Fritz, and B. Schiele. Speaking the same language: Matching machine to human captions by adversarial training. In *Proceedings of the IEEE International Conference on Computer Vision (ICCV)*, 2017.
- [23] K. Simonyan and A. Zisserman. Very deep convolutional networks for large-scale image recognition. *CoRR*, abs/1409.1556, 2014.
- [24] R. Vedantam, C. L. Zitnick, and D. Parikh. Cider: Consensus-based image description evaluation. In *CVPR*, pages 4566–4575. IEEE Computer Society, 2015.
- [25] A. K. Vijayakumar, M. Cogswell, R. R. Selvaraju, Q. Sun, S. Lee, D. J. Crandall, and D. Batra. Diverse beam search for improved description of complex scenes. In *Proceedings of the Thirty-Second AAAI Conference on Artificial Intelligence, New Orleans, Louisiana, USA, February 2-7, 2018, 2018*.

- [26] O. Vinyals, A. Toshev, S. Bengio, and D. Erhan. Show and tell: Lessons learned from the 2015 mscoco image captioning challenge. *IEEE Trans. Pattern Anal. Mach. Intell.*, Apr. 2017.
- [27] J. Wang, P. S. Madhyastha, and L. Specia. Object counts! bringing explicit detections back into image captioning. In *Proceedings of the North American Chapter of the Association of Computational Linguistics: Human Language Technologies (NAACL HLT)*. Association for Computational Linguistics, 2018.
- [28] L. Wang, Y. Li, and S. Lazebnik. Learning two-branch neural networks for image-text matching tasks. *CoRR*, abs/1704.03470, 2017.
- [29] L. Wang, A. G. Schwing, and S. Lazebnik. Diverse and accurate image description using a variational auto-encoder with an additive gaussian encoding space. In *Advances in Neural Information Processing Systems 30: Annual Conference on Neural Information Processing Systems 2017, 4-9 December 2017, Long Beach, CA, USA*, pages 5758–5768, 2017.
- [30] K. Xu, J. L. Ba, R. Kiros, K. Cho, A. Courville, R. Salakhutdinov, R. S. Zemel, and Y. Bengio. Show, attend and tell: Neural image caption generation with visual attention. In *Proceedings of the 32Nd International Conference on International Conference on Machine Learning - Volume 37, ICML’15*, pages 2048–2057. JMLR.org, 2015.
- [31] T. Yao, Y. Pan, Y. Li, Z. Qiu, and T. Mei. Boosting image captioning with attributes. In *IEEE International Conference on Computer Vision, ICCV 2017, Venice, Italy, October 22-29, 2017*, pages 4904–4912, 2017.
- [32] M. Yatskar, L. Zettlemoyer, and A. Farhadi. Situation recognition: Visual semantic role labeling for image understanding. In *Conference on Computer Vision and Pattern Recognition*, 2016.