

Uncertainty Quantification and Propagation of Imprecise Probabilities with Copula Dependence Modeling

Jiabin Zhang,¹ and Michael D. Shields^{1*}

¹*Department of Civil Engineering, Johns Hopkins University, USA*

Abstract

Imprecise probability allows for partial probability specifications and is applicable when data is so limited that a unique probability distribution cannot be identified. The primary challenges in imprecise probability relate to quantification of epistemic uncertainty and improving the efficiency of uncertainty propagation with imprecise probabilities - especially for complex systems in high dimensions with dependence among random variables. Zhang and Shields (2018) developed a novel UQ methodology for quantifying and efficiently propagating imprecise probabilities with independent uncertainties resulting from small datasets. In this work, we generalize this novel UQ methodology to overcome the limitations of the independence assumption by modeling the dependence structure using copula theory. The approach uses Bayesian multimodel inference to quantify the copula model uncertainty - determining a set of possible candidate families as well as marginal probability model uncertainty. Parameter uncertainty in copula model and marginal distribution is estimated by Bayesian inference. We then employ importance sampling for efficiently propagating of full uncertainties in dependence modeling. The generalized approach achieves particularly precise estimates for imprecise probabilities with copula dependence modeling for the composite material problem.

Keywords: Imprecise Probability, Copula Theory, Bayesian Inference, Importance Sampling, Uncertainty Quantification, Uncertainty Propagation

1 Introduction

Uncertainty quantification (UQ) plays an increasingly critical role in the predictive modeling, risk analysis and decision making. The general application of UQ includes aspects of both forward and inverse UQ. Often, this starts from the Bayesian inference of uncertainty measured data and proceeds to the propagation of those uncertainties through a computational model using Monte Carlo simulation or some other approaches. Finally, the response outputs are systematically analyzed and assessed. One challenge that may arise in this process occurs when data is limited [1–3]. Imprecise probability resulting from sparse data cannot be identified by a simple unique probability distribution, and another challenges in imprecise probability relate to quantification of epistemic uncertainty and improving the efficiency of uncertainty propagation with imprecise probabilities - especially for complex systems in high dimensions with dependence among random variables.

Historically, many UQ approaches assume that the variables are mutually independent or have the Gaussian multivariate distribution that is simple to model and to fit to data. Additionally, some advanced UQ methodologies often rely on a transformation to map the input variable with independent components. The typical transformation, Rosenblatt transform requires the computation of conditional PDFs and is equivalent to the Nataf transform when the conditional PDF has a Gaussian dependence structure. Basically, the Gaussian assumption takes a convenient representation of input dependencies, but it may introduce a bias in the response estimates when the real dependence structure deviates from this assumption. This work aims to explore a more accurate and objective probabilistic input model instead of the simple and subjective assumption that is not verified by the data.

Dependence modeling has recently received widespread attention and adoptions in mathematics and engineering [4–10]. This is mainly due to the significant development of copula models and vine copulas in particular. Copula theory is used to separately model the dependence and the marginal distribution in a flexible way, but it often limited to the low-dimensional problems, typically bivariate or simple copula families. To overcome this limitation, Bedford and Cooke [11] and Joe [12] first proposed the vine copulas to extend bivariate copula to high dimensional problems. As a result, we can make use of the copula theory and vine copulas to fully represent the dependence structure of inputs in UQ problems.

Zhang and Shields (2018) [13] developed a novel UQ methodology for quantifying and efficiently propagating imprecise probabilities with independent uncertainties resulting from small datasets. In this work, we generalize this novel UQ methodology to overcome the limitations of the independence

assumption by modeling the dependence structure using copula theory. The approach uses Bayesian multimodel inference to quantify the copula model uncertainty - determining a set of possible candidate families as well as marginal probability model uncertainty. Parameter uncertainty in copula model and marginal distribution is estimated by Bayesian inference. We then employ importance sampling for efficiently propagating of full uncertainties in dependence modeling.

2 Copula-based modeling of dependence

2.1 Copulas theorem

Copula theory allows that analysis of a joint probability distribution by investigating its dependence structure and marginal distributions respectively [14]. According to Sklar's theorem, the joint bivariate cumulative distribution function (CDF) can be formulated as:

$$F(x_1, x_2) = C(u_1, u_2), \quad \forall (x_1, x_2) \in \mathbb{R}^2 \quad (1)$$

where $u_1 = F_1(x_1)$ and $u_2 = F_2(x_2)$ are the continuous marginal CDFs of x_1 and x_2 respectively, and C is a copula function indicating the strength of dependence. The corresponding copula joint bivariate density can be written as

$$c_{12}(u_1, u_2) = \frac{\partial^2 C_{12}(u_1, u_2)}{\partial u_1 \partial u_2}, \quad \forall (u_1, u_2) \in [0, 1] \times [0, 1] \quad (2)$$

which implies the joint bivariate PDF can be expressed as

$$f(x_1, x_2) = c_{12}(u_1, u_2)f_1(x_1)f_2(x_2) \quad (3)$$

where $f_1(x_1)$ and $f_2(x_2)$ are the marginal PDFs of x_1 and x_2 respectively.

Figure 1 and 2 show the common bivariate copula families including elliptical copula (e.g., Gaussian copula and t copula) and Archimedean copulas (e.g., Frank, Clayton and Gumbel copulas). If more than two random variables are mutually correlated, the above copula theory to the multidimensional distributions often fails except for the elliptical copula. Regarding the n -variate Archimedean copulas, the maximum number of copula parameters is $n - 1$ while the n -dimensional distribution has $n(n - 1)/2$ pair-wise correlation coefficients. In other words, the number of correlation coefficients is greater than the number of copula parameters. As a result, the simple extension of bivariate copulas to its multivariate form has the limited flexibility that can not be applied to construct a distribution inconsistency with arbitrary correlations.

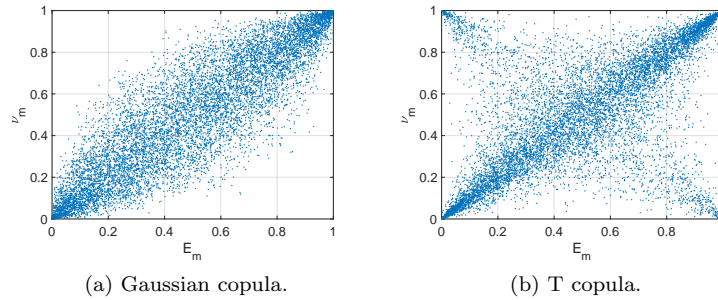


Figure 1: Elliptical copula family

2.2 Vine copulas

The n -dimensional joint PDF of $\mathbf{x} = (x_1, \dots, x_n)$ can be decomposed based on the law of total probability:

$$f(\mathbf{x}) = f(x_1)f(x_2|x_1) \cdots f(x_n|x_1, \dots, x_{n-1}) \quad (4)$$

where the marginal conditional PDFs in the general form of $f(x|\mathbf{v})$ can be formulated as [15, 16]

$$f(\mathbf{x}|\mathbf{v}) = c(F(\mathbf{x}|\mathbf{v}_{-j}), F(\mathbf{v}_j|\mathbf{v}_{-j}))f(\mathbf{x}|\mathbf{v}_{-j}) \quad (5)$$

where v_j is an arbitrarily excluded element from vector \mathbf{v} and \mathbf{v}_{-j} denotes the vector \mathbf{v} after excluding v_j and c is a bivariate copula density function defined in Eq. (2). Hence, $f(\mathbf{x})$ can be expressed as a

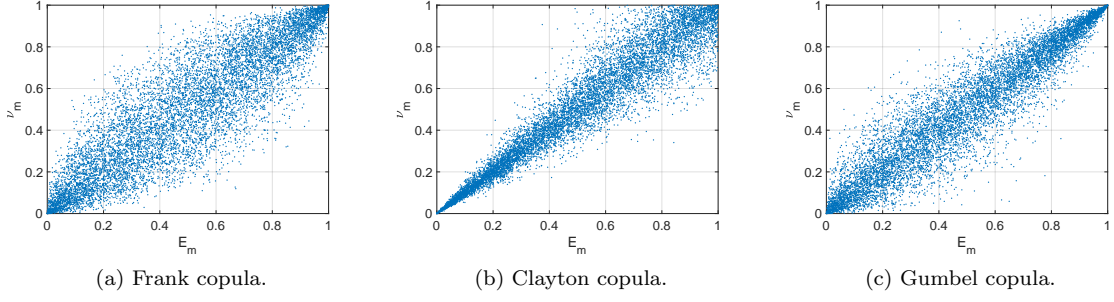


Figure 2: Archimedean copula family

product of bivariate copula density functions with marginal conditional CDFs in the form of $F(\mathbf{x}|\mathbf{v})$ that can be formulated recursively as follows:

$$F(\mathbf{x}|\mathbf{v}) = \frac{\partial C(F(\mathbf{x}|\mathbf{v}_{-j}), F(v_j|\mathbf{v}_{-j}))}{\partial F(v_j|\mathbf{v}_{-j})} \quad (6)$$

Eq. (6) can be simplified if \mathbf{v} is a univariate

$$F(x_2|x_1) = \frac{\partial C(F_1(x_1), F_2(x_2))}{\partial F_1(x_1)} \quad (7)$$

Therefore, the n -dimensional joint PDF $f(\mathbf{x})$ can be formulated in terms of a series of bivariate copulas. Bedford and Cooke [11] developed a concept of vine copulas to categorize various pair-copula decompositions. The n -dimensional joint distribution $f(\mathbf{x})$ can thus be factorized into $n!/2$ different conditional pair-copulas based on vine copula construction. General speaking, vine pair-copulas consists of *bivariate copulas* and *tree structure*. Bivariate copulas are building blocks for higher-dimensional distributions and dependency structure is determined by the bivariate copulas and a nested set of trees. Compared to the classical copulas theory, vine copulas approach is more flexible as various bivariate copulas can be selected from a wide range of parametric families (e.g. Clayton, Gumbel and Frank copula). Except regular vine structure (R-vine), there are two special types of regular vines: canonical vine (C-vine) and drawable vine (D-vine). Regarding C-vine, each tree has a unique node that is connected to all other nodes, and the corresponding joint PDF $f(\mathbf{x})$ is [cite]

$$f(\mathbf{x}) = \prod_{k=1}^n f_k(x_k) \prod_{j=1}^{n-1} \prod_{i=1}^{n-j} c(F(x_j|x_1, \dots, x_{j-1}), F(x_{j+i}|x_1, \dots, x_{j-1})) \quad (8)$$

In contrast, each tree in D-vine is a path and the corresponding joint PDF $f(\mathbf{x})$ is

$$f(\mathbf{x}) = \prod_{k=1}^n f_k(x_k) \prod_{j=1}^{n-1} \prod_{i=1}^{n-j} c(F(x_i|x_{i+1}, \dots, x_{i+j-1}), F(x_{i+j}|x_{i+1}, \dots, x_{i+j-1})) \quad (9)$$

where the subscript indices indicate the conditional random variables to be drawn.

3 Uncertainty in copula dependence modeling

Considering the uncertainties of imprecise probabilities with copula dependence modeling, the principal source of uncertainties includes the uncertainty in copula models and uncertainty in marginal distributions. This section will discuss these two sources of uncertainty in model selection and parameter estimation.

3.1 Uncertainty in copula models

Vine copula is often employed to model the dependence structure in the high dimensional problem. The principal components in vine copula include the graphical structure (tree structure, e.g. C-vines, D-vines or R-vines), copula families (e.g. Gaussian, Frank, Clayton and Gumbel copulas) and copula parameters. The number of different vine tree structure is huge [17], additional flexibility through the choice of copula families and copula parameters. In particular, the uncertainties in these models and parameters are

probably considerable given lack of data. Consequently, it is extremely critical for efficient parameter estimation and model selection.

The tree model selection can be achieved by optimal C-vines/D-vines structure selection [16], maximum spanning tree for R-vines [14, 18] and Bayesian approaches, for example, reversible jump MCMC algorithm [19]. Given a special tree structure, several statistical approaches, such as goodness-of-fit tests, independence test and AIC/BIC, are capable of handling copula family selection. Regarding the parameter estimation for given tree structure and copula families, there are three essential methods as follows:

- Sequential estimation - parameters are sequentially estimated starting from the top tree until the last [15].
- Maximum likelihood estimation - asymptotically efficient under regularity conditions, again estimated standard errors are numerically challenging.
- Bayesian estimation - posterior estimation is tractable using MCMC algorithm [20]

In this work, we employ the full Bayesian framework that has been implemented in [21] to quantify the model uncertainties and Bayesian inference to estimate the parameter uncertainties. As one of the full Bayesian approaches, the methods used here provide a probabilistic UQ framework to fully take account all sources of uncertainties associated with dependence modeling of imprecise probabilities resulting from small datasets.

3.2 Uncertainty in marginal distributions

Many studies involving dependence structure only focused on the investigation of uncertainties in dependence modeling, for example, bivariate copula models or vine copula models, but they ignore the influence of marginal models that may play an equally or even more important role on the uncertainty quantification of joint probability density functions of the inputs. Let's see the bivariate dependence modeling as an example:

$$f(x_1, x_2) = c_{12}(u_1, u_2, \theta) f_1(x_1) f_2(x_2) \quad (10)$$

where $f(x_1, x_2)$ is the bivariate joint pdf, c_{12} is the bivariate copula model with copula parameter θ , $u_1 = F_1(x_1), u_2 = F_2(x_2)$ are referred to as the cdf and $f_1(x_1), f_2(x_2)$ are the marginal distributions. The total uncertainty in the jpdf, $f(x_1, x_2)$ doesn't only include the uncertainty in copula model, c_{12} , but also include the uncertainty in marginal distributions, for example, marginal families and marginal parameters. However, the latter is often ignore in uncertainty quantification of multivariate random variable problems. More important, uncertainty in marginal models may have a more sensitive impact on the total uncertainty in the bivariate joint model. This is because the uncertainty in marginals always exists no matter x_1 and x_2 are independent or dependent. In other words, limited data creates uncertainty in marginals that can not be avoided, but there will not be uncertainty associated with dependent model if x_1 and x_2 are independent ($c_{12} = 1$).

Zhang and Shields [13] developed a novel UQ methodology for quantifying the uncertainty in marginal distribution with independent assumption given limited data. This work uses the proposed method to estimate the marginal uncertainty and then combine the uncertainty in copula model together.

4 Efficient uncertainty propagation with copula dependence modeling

Given limited data set \mathbf{d} , we assume a set of candidate models including copula models $\mathcal{M}^c = \{M_j^c\}; j = 1, \dots, m$ with model probabilities $\hat{\pi}_j^c$ as well as marginal models $\mathcal{M} = \{M_j\}; j = 1, \dots, m$ with model probabilities $\hat{\pi}_j$, and posterior densities for copula parameter $p(\theta_j^c | \mathbf{d}, M_j^c)$ and marginal parameter $p(\theta_j | \mathbf{d}, M_j)$, the total uncertainties in joint pdf are propagated using a Monte Carlo approach that employs importance sampling reweighting to reduce a nested Monte Carlo analysis to a single Monte Carlo analysis. This is accomplished by first sampling in the probability model space. That is, let's take the marginal model as an example, we draw N_d probability densities from the multimodel set according to their associated model probability masses $\hat{\pi}_j$. For each of the N_d model-form samples, the parameter vector θ_j is randomly sampled from the joint parameter pdf $p(\theta_j | \mathbf{d}, M_j)$ to obtain a sample pdf. We implement the similar procedure for copula models and then combine the marginal models together to obtain a large set of joint pdfs. The conventional Monte Carlo simulations need nested model evaluations, and clearly this is a highly inefficient process and is intractable for problems of even moderate computational expense.

The method proposed in [13] reduces this expense considerably to a single-loop Monte Carlo by employing importance sampling reweighting (also used in [22] for propagation of random sets). First, an optimal sampling density is identified by minimizing the expected mean square differences between the sampling density $q(\mathbf{x})$ and the ensemble of N_d probability models $p_i(\mathbf{x}|\boldsymbol{\theta})$, $i = 1, \dots, N_d$. This corresponds to solving the following optimization problem under isoperimetric constraint $\hat{I}(q)$

$$\begin{aligned} \underset{q}{\text{minimize}} \quad & \hat{T}(q) = E_{\theta} \left[\int_{\Omega} \hat{F}(\mathbf{x}, \boldsymbol{\theta}, q(\mathbf{x})) d\mathbf{x} \right] \\ \text{subject to} \quad & \hat{I}(q) = \int_{\Omega} q(\mathbf{x}) d\mathbf{x} - 1 = 0 \end{aligned} \quad (11)$$

where the action functional \hat{F} is:

$$\hat{F}(\mathbf{x}, \boldsymbol{\theta}, q(\mathbf{x})) = \frac{1}{2} \sum_{i=1}^{N_d} (p_i(\mathbf{x}|\boldsymbol{\theta}) - q(\mathbf{x}))^2 \quad (12)$$

and $\hat{I}(q)$ ensures that $q(\mathbf{x})$ is a valid pdf. It is shown that the optimization problem in Eq. (11) has closed-form solution given by the mixture model [13]

$$\hat{q}(\mathbf{x}) = \frac{1}{N_d} \sum_{i=1}^{N_d} E_{\theta} [p_i(\mathbf{x}|\boldsymbol{\theta})] \quad (13)$$

It is straightforward to show that this solution generalizes as:

$$\hat{q}(\mathbf{x}) = \frac{1}{N_d} \sum_{i=1}^{N_d} \hat{\pi}_i E_{\theta} [p_i(\mathbf{x}|\boldsymbol{\theta})] \quad (14)$$

where $\hat{\pi}_i$ is the posterior model probability for model M_i . The proposed method is straightforward to extend for joint pdf with dependence modeling in high dimensional problem. If the target densities $p_i(\mathbf{x}|\boldsymbol{\theta})$ are joint pdf with copula models, then $\hat{q}(\mathbf{x})$ represents the corresponding optimal sampling density.

Samples are drawn from the optimal sampling density $\hat{q}(\mathbf{x})$ using MCMC algorithm and the model $g(\mathbf{x})$ evaluated at each sample point. The statistical response of the the system $g(\mathbf{x})$ is reweighted according to each of the N_d sample pdfs using importance sampling as

$$E_q \left[g(\mathbf{X}) \frac{p(\mathbf{X})}{q(\mathbf{X})} \right] = \int_{\Omega} g(\mathbf{x}) \frac{p(\mathbf{x})}{q(\mathbf{x})} q(\mathbf{x}) d\mathbf{x} \approx \frac{1}{N} \sum_{i=1}^N g(\mathbf{x}_i) \frac{p(\mathbf{x}_i)}{q(\mathbf{x}_i)} \quad (15)$$

The result is simultaneous propagation of all N_d probability models in the sampled set. It should be noted that the if there is N_d^c for copula models, and $N_d^{m_1}$ and $N_d^{m_2}$ for marginal models, then the total number of target joint pdfs $N_d = N_d^c \times N_d^{m_1} \times N_d^{m_2}$, that will be a huge number (e.g. $10^9 = 1000 \times 1000 \times 1000$). Instead, we adopt the way of random sampling, for instance, Latin hypercube sampling method [23] to randomly select the representative combinations of copula and marginal models such that the total number of target joint pdfs are acceptable for calculation and visualization.

Zhang and Shields [13] also shows that this approach may be easily updated to accommodate new information from Bayesian inference as additional data are collected. It is useful to explore the question - how much data is enough to conduct the probabilistic uncertainty quantification and reliability analysis [24, 25]. However, this approach will come at cost of a loss of optimality in the importance sampling density while it will typically reduce the uncertainty associated with the model form and parameters. If the change in optimal sampling density is considerable, the effect will be an increase in the statistical variance, or potential instability, of the importance sampling estimate. This can be addressed by resampling from the new optimal sampling density, but this is computationally prohibitive. Zhang and Shields [26] recently propose a method to efficiently accommodate a measure change in Monte Carlo simulation that minimizes the impact on the sample set. In other words, it retains as many samples as possible from the original Monte Carlo set drawn from density $\hat{q}(\mathbf{x})$ and adds a minimal number of samples from a ‘‘correction’’ density such that the combined set follows the desired new density $\hat{q}^*(\mathbf{x})$ while keeping the sample size constant.

5 Numerical Illustration

In this work, we use the composite material problem to illustrate the proposed methodology in uncertainty quantification and propagation. The composite material is a material made from two or more constituent materials with significantly different physical or chemical properties that, when combined, produce a material with characteristics different from the individual components. The fiber-reinforced composite material often consists of matrix and fiber, as shown in Fig. (3).

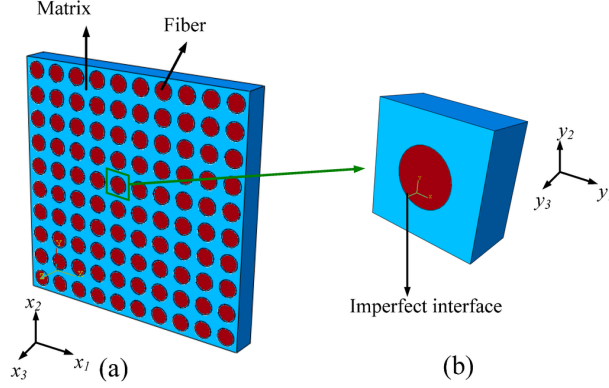


Figure 3: Fiber-reinforced composite material (a) integral structure (b) single cell element

As one of the typical fiber-reinforced composite materials, E-glass fiber with the LY556 Polyester Resin matrixes is used herein. Given the material properties of fiber and matrixes, the integral composite material properties can be predicted through the high-fidelity finite element modeling. Due to limited experimental data, we need to fully quantify the uncertainties in the material properties of fiber and matrixes that are identified as the random inputs, and then propagate these uncertainties through the FEM model to analyze the output response - the integral composite material properties.

There are five independent material properties as the input variables:

- ν_m - Matrix Poisson's ratio
- V_f - Fiber volume fraction
- E_m - Matrix's Young modules
- ν_{12f} - Fiber Poisson's ratio along 1-2 direction
- E_{1f} - Fiber Young modules along 1 direction

The output response includes:

- E_2 - Composites Young modules along 2 direction
- ν_{23f} - Composites Poisson's ratio along 2-3 direction

Figure 4 shows the material property data of fiber and matrix. Note that V_f is relative independent without clear correlation with other variables but there are two correlated pairs that are (ν_m, E_m) and (ν_{12f}, E_{1f}) . Therefore, we need to construct the dependence modeling for the correlated pairs and quantify the uncertainties resulting from the small dataset case. Here, Gaussian, Frank, Clayton and Gumbel copulas are employed as the candidate copula families. Regarding the marginal distributions, we select Gaussian, Lognormal, Gamma and Weibull distributions as the candidate marginal families. The full multimodel Bayesian framework is utilized for model selection and parameter estimation in the probabilistic description of joint pdfs. The optimal importance sampling algorithm is then used to efficiently propagate the uncertainties associated with the input information and finally obtain the empirical cdf of the composites properties that are the output responses.

As shown in Fig. (5), we can observe the results of empirical cdfs, which is achieved by the uncertainty propagation of composites properties with dependence modeling. Figure 5a shows the copula uncertainty given the fixed marginal distributions. Note that the variability in copula model seem to be moderate. On the contrary, given a specified copula model (red color curve in copula uncertainty), the cdf cloud band of marginal uncertainty in Fig. (5b) looks much wider than the copula uncertainty. In other words, the marginal models have a more significant impact on the uncertainty in response outputs. Combining

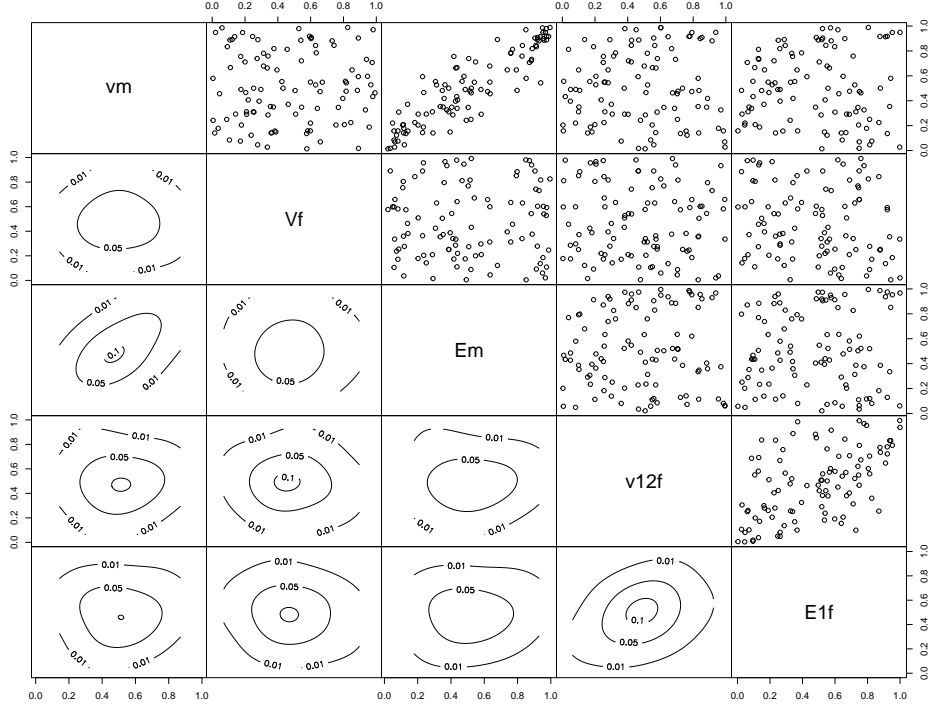


Figure 4: 100 data for fiber and matrix material property

the copula uncertainty and marginal uncertainty yields the total uncertainty, as shown in Fig. (5c), which shows a much wider band than the other cases considering only copula or marginal models. These results also concluded that both copula model and marginal model are very important for quantifying and propagating of uncertainties of imprecise probabilities created from small datasets. Ignoring any one of uncertainty sources, it may lead a bias and inaccurate estimation in response outputs.

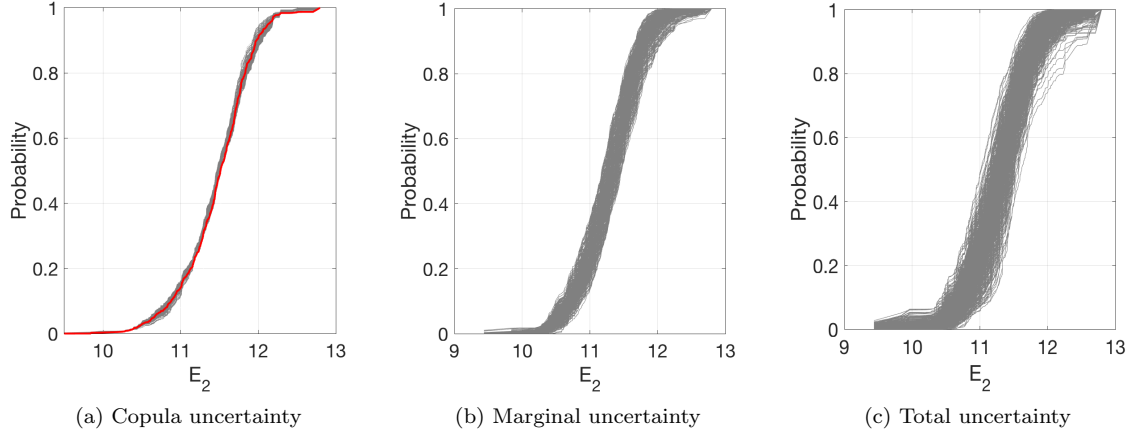


Figure 5: Uncertainty propagation of composites properties with dependence modeling

6 Conclusions

This work aims to solve the uncertainty quantification and propagation of imprecise probabilities with dependence structures. The copula theory and vine copulas are fully studied to construct the dependence modeling of random inputs, particularly in high dimensional problems. A full Bayesian framework is used here to quantify the uncertainty in copula dependence modeling and marginal models. The proposed efficient propagation algorithm is extended to handle the uncertainty propagation of multivariate joint densities. A composite material property example demonstrates the effectiveness and efficiency of

the proposed UQ framework, at the same time, presents the influence of uncertainty in copula model and marginal models separately. It concludes that copula models and marginal models play an equally fundamental role on the uncertainty quantification and propagation with dependence modeling and marginal models seem to be more sensitive on the total uncertainty.

Acknowledgments

This work has been supported by the US office of Naval Research under award number N00014-16-1-2852 with Dr. Paul Hess as program officer.

References

- [1] M. Beer, S. Ferson, and V. Kreinovich, Imprecise probabilities in engineering analyses, *Mechanical systems and signal processing* **37**, 4 (2013).
- [2] J. Zhang and M. D. Shields, Efficient propagation of imprecise probabilities, *7th International Workshop on Reliable Engineering Computing (REC2016)* (2016).
- [3] A. B. Satish, J. Zhang, P. Woelke, and M. D. Shields, Probabilistic calibration of material models from limited data and its influence on structural response, *12th International Conference on Structural Safety and Reliability* (2017).
- [4] E. Torre, S. Marelli, P. Embrechts, and B. Sudret, A general framework for uncertainty quantification under non-gaussian input dependencies, *arXiv preprint arXiv:1709.08626* (2017).
- [5] F. Wang and H. Li, Subset simulation for non-gaussian dependent random variables given incomplete probability information, *Structural Safety* **67**, 105 (2017).
- [6] Á. Rózsás and Z. Mogyorósi, The effect of copulas on time-variant reliability involving time-continuous stochastic processes, *Structural Safety* **66**, 94 (2017).
- [7] X.-S. Tang, D.-Q. Li, C.-B. Zhou, and K.-K. Phoon, Copula-based approaches for evaluating slope reliability under incomplete probability information, *Structural Safety* **52**, 90 (2015).
- [8] W. P. Warsido and G. T. Bitsuamlak, Synthesis of wind tunnel and climatological data for estimating design wind effects: A copula based approach, *Structural Safety* **57**, 8 (2015).
- [9] R. Schefzik, T. L. Thorarinsdottir, T. Gneiting, et al., Uncertainty quantification in complex simulation models using ensemble copula coupling, *Statistical science* **28**, 616 (2013).
- [10] Y. Zhang, M. Beer, and S. T. Quek, Long-term performance assessment and design of offshore structures, *Computers & Structures* **154**, 101 (2015).
- [11] T. Bedford and R. M. Cooke, Vines: A new graphical model for dependent random variables, *Annals of Statistics* 1031–1068 (2002).
- [12] H. Joe, *Multivariate models and multivariate dependence concepts* (CRC Press, 1997).
- [13] J. Zhang and M. D. Shields, On the quantification and efficient propagation of imprecise probabilities resulting from small datasets, *Mechanical Systems and Signal Processing* **98**, 465 (2018).
- [14] H. Joe, *Dependence modeling with copulas* (CRC Press, 2014).
- [15] K. Aas, C. Czado, A. Frigessi, and H. Bakken, Pair-copula constructions of multiple dependence, *Insurance: Mathematics and economics* **44**, 182 (2009).
- [16] C. Czado, in *Copula theory and its applications* (Springer, 2010), 93–109.
- [17] O. Morales Napoles, R. M. Cooke, and D. Kurowicka, About the number of vines and regular vines on n nodes (2010).
- [18] J. Dissmann, E. C. Brechmann, C. Czado, and D. Kurowicka, Selecting and estimating regular vine copulae and application to financial returns, *Computational Statistics & Data Analysis* **59**, 52 (2013).
- [19] P. J. Green, Reversible jump markov chain monte carlo computation and bayesian model determination, *Biometrika* **82**, 711 (1995).
- [20] A. Min and C. Czado, Bayesian inference for multivariate copulas using pair-copula constructions, *Journal of Financial Econometrics* **8**, 511 (2010).
- [21] J. Zhang and M. D. Shields, The effect of prior probabilities on quantification and propagation of imprecise probabilities resulting from small datasets, *Computer Methods in Applied Mechanics and Engineering* (2018).
- [22] T. Fetz and M. Oberguggenberger, Imprecise random variables, random sets, and monte carlo simulation, *International Journal of Approximate Reasoning* **78**, 252 (2016).
- [23] M. D. Shields and J. Zhang, The generalization of latin hypercube sampling, *Reliability Engineering & System Safety* **148**, 96 (2016).
- [24] M. D. Shields and J. Zhang, How much data do i really need to conduct probabilistic uq?, *USACM*

- Thematic Workshop on Uncertainty Quantification and Data-Driven Modeling* (2017).
- [25] R. Rocchetta, M. Broggi, and E. Patelli, Do we have enough data? robust reliability via uncertainty quantification, *Applied Mathematical Modelling* **54**, 710 (2018).
- [26] J. Zhang and M. D. Shields, Probability measure changes in monte carlo simulation, *Probabilistic Engineering Mechanics* (2018).
-