

Light Field Denoising via Anisotropic Parallax Analysis in a CNN Framework

Jie Chen, Junhui Hou, and Lap-Pui Chau

Abstract—Light field (LF) cameras provide perspective information of scenes by taking directional measurements of the focusing light rays. The raw outputs are usually dark with additive camera noise, which impedes subsequent processing and applications. We propose a novel LF denoising framework based on anisotropic parallax analysis (APA). Two convolutional neural networks are jointly designed for the task: first, the structural parallax synthesis network predicts the parallax details for the entire LF based on a set of anisotropic parallax features. These novel features can efficiently capture the high frequency perspective components of a LF from noisy observations. Second, the view-dependent detail compensation network restores non-Lambertian variation to each LF view by involving view-specific spatial energies. Extensive experiments show that the proposed APA LF denoiser provides a much better denoising performance than state-of-the-art methods in terms of visual quality and in preservation of parallax details.

Index Terms—Light field, anisotropic parallax feature, denoising, convolutional neural networks

I. INTRODUCTION

Imaging under low light conditions is challenging as sensor noise can dominate measurements. For commercial grade light field (LF) cameras based on micro-lens arrays [1] [2], such challenge is particularly pressing. The camera sensor pixel sizes are designed to be small, and the sampling is quite sparse under the micro-lenses [3]. Consequently, substantially weaker energy reaches the sensors, making its raw outputs rather noisy even when the scene is well-lit. Denoising therefore becomes an important procedure for subsequent LF applications [4]–[6].

One naive approach to light field denoising is to independently employ image denoisers on LF sub-aperture images (SAI) [1]. The topic of image denoising has enjoyed extensive development over the last decade [7]. Statistical [8] [9] and learning-based methods [10] [11] have shown efficiency in the modeling and identification of visual signals from noise. Notably, the classic denoiser *BM3D* [12], which suppresses the noise by seeking signal redundancy among groups of non-locally matched 2D image examples, remains one of the best image denoisers. However, such a parallel denoising approach is obviously sub-optimal, since the strong correlations embedded in the angular domain of the LF are left unexplored.

By rearranging the LF SAIs in sequential order, video denoisers can be employed to explore the LF angular correlations

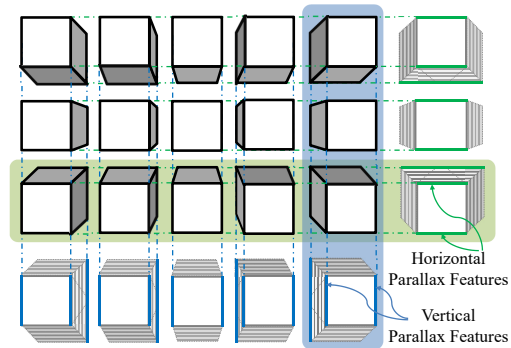


Fig. 1: Demonstration of light field parallax variations. The parallax averaging blur is shaded in gray, the vertical and horizontal *anisotropic parallax details* are highlighted in blue and green lines, respectively.

in the form of inter-frame motion. For instance, the video denoiser *V-BM4D* [13] is suitable for such task, which constructs 3D spatiotemporal volumes with blocks along motion vectors. By enforcing sparsity in the 4th dimension among a group of 3D volumes that show mutually similar patterns, noise can be effectively rejected.

The content parallaxes among different SAIs of an LF are strictly linear, which is much more regularized as compared with the random motion in a video. In the LF context, *non-local* references can be more reliably replaced by angular *local* neighbors. For Instance, Li et al. [3] directly employed image denoisers in the LF angular domain, which shows regular linear patterns and can be more efficiently modeled compared with those in spatial domain. The angular disparity flow also proves to be useful in the modeling of the LF [14].

The *HyperFan4D* [15] studies the properties of the LF frequency domain, and uses the LF spatial/angular relationships to restrict the frequency domain to a hyperfan shaped region. However, the shape of the hyperfan is highly sensitive to scene content variation, and the noise energy inside the hyperfan cannot be suppressed. Additionally, the strict Lambertian assumption for the scene and ignorance of content occlusion also greatly limits its performance. Alain et al. [16] proposed a LF denoiser *LFBM5D*, which stacks disparity compensated 4D patches within an local angular window, and seeks sparsity in the 5th dimension. The high dimensional operations by *LFBM5D* prove to be disadvantageous as compared with *V-BM4D*, since the signal redundancy is more difficult to be captured, especially when noise level is high.

The Convolutional Neural Networks (CNN) have been proven to be efficient in both high-level vision tasks [17]

J. Chen, and L.-P. Chau are with the School of Electrical & Electronic Engineering, Nanyang Technological University, Singapore (e-mail: {Chen.Jie, ELPChau}@ntu.edu.sg), J. Hou is with the Department of Computer Science, City University of Hong Kong (e-mail: jh.hou@cityu.edu.hk).

The research was partially supported by the ST Engineering-NTU Corporate Lab through the NRF corporate lab@university scheme.

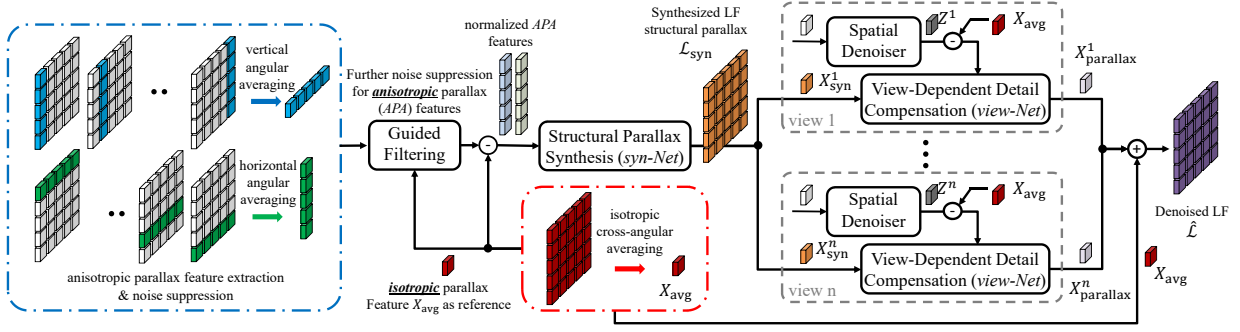


Fig. 2: System diagram for the proposed APA LF denoiser.

[18] as well as in low-level vision applications for capturing signal characteristics [19], [20]. Image denoising with a CNN was first investigated in [21]. With a large training dataset, CNN proves to be able to compete with *BM3D*. CNN also proves its efficiency in capturing the spatial-angular structures of the LF in applications such as LF super-resolution [22] and view synthesis [23], [24]. In this work, we aim at designing an LF denoiser utilizing the CNN’s capacities in capturing LF parallax details from noisy observations. A group of anisotropic parallax features are proposed to locally explore the angular domain redundancy under the noise. The structural parallax details as well as view-dependent, non-Lambertian content variations will be restored by the CNN, which is trained over a synthetic noisy LF dataset.

II. PROPOSED ALGORITHM

Suppose we have a noisy LF observation $\mathcal{L} = \hat{\mathcal{L}} + \mathcal{N}$, where \mathcal{L} , $\hat{\mathcal{L}}$, and $\mathcal{N} \in \mathbb{R}^{w \times h \times n_h \times n_v}$ are the noisy LF, noise-free LF, and additive white Gaussian noise (AWGN), respectively. w and h specify the spatial resolutions of each SAI. n_h and n_v specify the horizontal and vertical angular dimensions. We aim to restore $\hat{\mathcal{L}}$ based on \mathcal{L} , which consists of noisy SAIs $\mathcal{L} = \{X^n \mid n = 1, 2, \dots, n_h \times n_v\}$. For each X^n , superscript n indicates the SAI angular index. For simplicity, we denote X^n as X when no confusion exists between different SAIs.

We propose a LF denoising framework via anisotropic parallax analysis (APA). The system diagram is shown in Fig. 2, which consists of two sequential CNN modules, i.e., the structural parallax synthesis net (*syn-Net*), and the view-dependent detail compensation net (*view-Net*).

A. Noise Suppressed Anisotropic Parallax Features for LF Structural Parallax Synthesis

The LF SAIs represent virtual views that look at a target scene with different perspectives. The viewing locations and directions of the SAIs are configured in a strictly equidistant lattice [1] [25], which results in an array of 2D images that show parallaxes in arithmetic progression along each angular dimension as illustrated in Fig. 1. In such a configuration, the parallaxes show regular directional patterns. For instance, the SAIs along the vertical direction (Highlighted in blue in Fig. 1) exhibit gradual vertical parallax variations, while no horizontal parallax can be observed among them. When angular averaging is applied among these SAIs, the vertical

parallaxes will blur out horizontal high frequency details, while the vertical ones will be preserved as highlighted in the last row of Fig. 1. Similar blurring processes happen when averaging is carried out among SAIs in horizontal directions.

Let $\Gamma(\mathcal{L}, m)$ be the operator to calculate the mean along the m^{th} dimension of a tensor \mathcal{L} . We calculate the horizontal and vertical *anisotropic parallax* (APA) features as:

$$\begin{aligned} \mathcal{X}_h &= \Gamma(\mathcal{L}, 4), \quad \mathcal{X}_h \in \mathbb{R}^{w \times h \times n_h}, \\ \mathcal{X}_v &= \Gamma(\mathcal{L}, 3), \quad \mathcal{X}_v \in \mathbb{R}^{w \times h \times n_v}. \end{aligned} \quad (1)$$

APA features \mathcal{X}_h and \mathcal{X}_v extract content details in different directions from the noisy observation \mathcal{L} . However, since only a small fraction of SAIs (one row or one column) are used to calculate \mathcal{X}_h and \mathcal{X}_v , noise might not be efficiently suppressed, which will deteriorate the accuracy of the extracted features.

To better suppress the noise, we fully utilize all SAIs of the LF and calculate the *isotropic parallax* feature as:

$$X_{\text{avg}} = \Gamma(\Gamma(\mathcal{L}, 3), 4), \quad X_{\text{avg}} \in \mathbb{R}^{w \times h}. \quad (2)$$

Compared with the APA features, X_{avg} shows much better noise reduction, however high frequency details are lost in an isotropic manner. A subsequent guided filtering step [26] is introduced to transfer the high frequency parallax details of \mathcal{X}_h and \mathcal{X}_v onto the isotropic reference X_{avg} . Let $\mathcal{G}(I, J)$ denote the guided filtering over J using I as guide, and the *normalized APA features* are calculated as:

$$\begin{aligned} \hat{\mathcal{X}}_h(:, :, n) &= \mathcal{G}(\mathcal{X}_h(:, :, n), X_{\text{avg}}) - X_{\text{avg}}, \\ \hat{\mathcal{X}}_v(:, :, n) &= \mathcal{G}(\mathcal{X}_v(:, :, n), X_{\text{avg}}) - X_{\text{avg}}. \end{aligned} \quad (3)$$

Based on these normalized and ideally *noise-free* APA features $\{\hat{\mathcal{X}}_h, \hat{\mathcal{X}}_v\} \in \mathbb{R}^{w \times h \times (n_h + n_v)}$, a CNN (denote as *syn-Net*) is used to reconstruct the entire LF parallax structure $\mathcal{L}_{\text{syn}} \in \mathbb{R}^{w \times h \times n_h \times n_v}$. \mathcal{L}_{syn} contains the parallax details for each SAI and restores their spatial perspective relationships.

B. View-Dependent Detail Compensation

The *syn-Net* predicts the structural parallax details of the entire LF in one forward pass. Its convolutional filters (except last layer) are shared among all SAIs, and non-Lambertian variations among the SAIs will be neutralized during training. Consequently, the output SAIs X_{syn}^n ($X_{\text{syn}}^n \in \mathcal{L}_{\text{syn}}, n = 1, 2, \dots$) are always Lambertian. As illustrated in Fig. 3(e) and (f), view-dependent, non-parallax differences between the SAIs caused by factors such as directional lighting, lens vignetting,




Fig. 3: Demonstration of view-dependent details restored by *syn-Net* and *view-Net*. The (1,1)-st and (1,4)-th SAI from a 8×8 LF are used for comparison.

and non-Lambertian/specular reflective surfaces, can not be efficiently restored by the *syn-Net*.

Being an informative part of an LF, view-dependent uniqueness should be truthfully preserved. To incorporate view-specific details to the network, we use a 2D Gaussian spatial filter to suppress the noise of each SAI independently, and the denoised SAI is denoted as $Z^n \in \mathbb{R}^{w \times h}$ ($n = 1, 2, \dots, n_h \times n_v$). The low-pass Gaussian filter partially removes the noise and the high frequency content details, however preserves low frequency view-dependent local energies.

A subsequent module of parallel CNNs, which we denote as *view-Net*, will be used for every SAI based on the input features $\{(Z^n - X_{\text{avg}}), X_{\text{syn}}\} \in \mathbb{R}^{w \times h \times 2}$. The *view-Net* output $X_{\text{parallax}}^n \in \mathbb{R}^{w \times h}$ is supposed to have embedded both structural parallax details and view-dependent local energies. As shown in Fig. 2, all SAIs are processed with identical CNN architectures of the *view-Net* to form the final denoised LF $\hat{\mathcal{L}}$.

C. Network Specifics and Training Details

The CNN architectures of the *syn-Net* and the *view-Net* are shown in Fig. 4. Both nets consist of four convolutional layers with decreasing kernel sizes of 11, 5, 3, and 1. Each layer is followed by a rectified linear unit (ReLU).

The two CNNs were trained separately. First, the *syn-Net* was trained based on the cost function:

$$E_{\text{syn}} = [\hat{\mathcal{L}} - \mathcal{L}_{\text{syn}}]^2, \quad (4)$$

where $\hat{\mathcal{L}}$ denotes the ground truth LF. After the *syn-Net* had converged, the *view-Net* was trained for each SAI independently based on another cost function:

$$E_{\text{view}} = [\hat{X} - X_{\text{parallax}} - X_{\text{avg}}]^2. \quad (5)$$

Here \hat{X} is one SAI of the ground truth LF, and the *view-Net* output X_{parallax} is calculated with X_{syn} as input, which is one SAI of the *syn-Net* output \mathcal{L}_{syn} . Stochastic gradient descent (SGD) was used to minimize the objective function. Mini-batch size was set as 50. The Xavier approach [27] was used for network initialization, and the ADAM solver [28] was

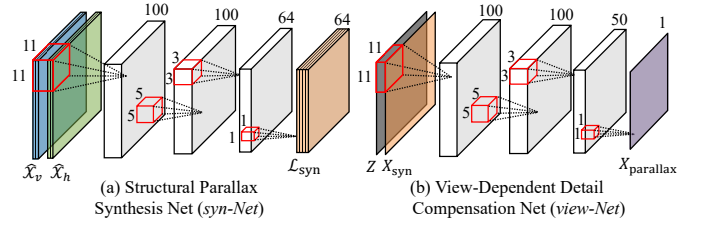


Fig. 4: CNN structures of the proposed APA LF denoiser. Each convolutional layer is followed by a ReLU layer.

TABLE I: LF Denoising Performance comparison in terms of PSNR and SSIM among different methods.

Method	noise level $\sigma \in [0, 255]$		
	10	20	50
	PSNR/SSIM	PSNR/SSIM	PSNR/SSIM
<i>BM3D</i> [12]	36.53/ 0.93	33.04/ 0.87	28.75/ 0.75
<i>HyperFan4D</i> [29]	32.06/ 0.89	30.23/ 0.79	27.94/ 0.68
<i>V-BM4D</i> [13]	38.33/ 0.95	34.89/ 0.90	30.53/ 0.79
<i>LFBM5D</i> [16]	36.98/ 0.92	33.25/ 0.85	28.10/ 0.73
Ours	<i>Avg-All</i>	30.57/ 0.88	29.91/ 0.85
	<i>APA-syn</i>	36.43/ 0.96	35.49/ 0.94
	<i>APA</i>	38.80/ 0.97	36.60/ 0.95
		33.77/ 0.91	

adaptoed for system training, with parameter settings $\beta_1 = 0.9$, $\beta_2 = 0.999$, and learning rate $\alpha = 0.0001$.

To create the synthetic noisy LF dataset for training, we chose 70 scenes from the Stanford Lytro Light Field Archive [30]. For each LF scene, the central 8×8 (out from 14×14) SAIs were extracted and converted to gray-scale for evaluation (though the APA framework can be easily extended to RGB space). Zero-mean AWGN with standard variation of $\sigma = 10, 20$, and 50 were synthesized to each training data. Patches of size 32×32 were extracted from each LF with stride of 16. Finally we have around 50,000 patches for training at each noise level. Note that 3 separate networks were trained and evaluated independently at each noise level. The details of datasets, as well as all evaluation results can be found online¹.

III. EXPERIMENTAL RESULTS

In this section, we evaluate the denoising performance of the proposed LF denoiser APA, and compare with state-of-the-art LF denoisers. 30 LF scenes (different from the training dataset) were randomly picked from the Stanford Lytro Light Field Archive [30]. Zero-mean AWGN of standard variance $\sigma = 10, 20$, and 50 was synthesized onto these scenes as the testing dataset¹.

4 methods were chosen for comparison: the classic 2D image denoiser *BM3D* [12], which was performed on each SAI independently; the video denoiser *V-BM4D* [13], which denoises the LF SAIs as a video sequence; the LF denoiser *HyperFan4D* [15], which works on the 4D frequency space of the LF; and *LFBM5D* [16], which extends the *BM3D* model into a 5D framework. Two baseline methods were used for evaluation: *Avg-All*, which angularly replicates X_{avg} to reconstruct the entire LF; *APA-syn*, which uses \mathcal{L}_{syn} from the *syn-Net* as denoising output.

¹Dataset details and complete evaluation results available via: <https://github.com/hotndy/APA-LFDenoising>




Fig. 5: Visual comparison of denoised LFs from different methods. The (4, 4)-th SAI is shown for each LF. PSNR for each denoised LF is shown at the top left of each image. Digital zoom-in is suggested for detail comparison.

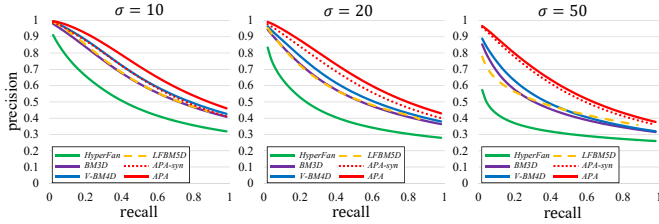


Fig. 6: Parallax content precision recall curves for different methods under different noise levels.

A. Model Quantitative Evaluation

We quantitatively evaluated the proposed *APA* denoiser. All the results reported in this section are average of all LF SAIs.

1) **PSNR/SSIM of Denoised LF**: We calculated the PSNR and Structural Similarity (SSIM) [31] between the ground truth LFs and the denoised ones for different methods over the testing dataset, and the average results for all testing data are shown in TABLE I. As can be seen, *APA* shows better denoising performance than all the competing methods at all noise levels. The advantage is especially obvious under larger noise levels: at $\sigma = 50$, 5.8 dB and 3.2 dB advantages are achieved by *APA* over *HyperFan4D* and *V-BM4D*, respectively.

The baseline *syn-Net* output *APA-syn* already shows better performance than all other competing denoisers at $\sigma = 20$ and 50. The marginal advantage from the subsequent *view-Net* is largest at $\sigma = 10$ (2.4 dB), and smaller at $\sigma = 50$ (0.4 dB).

2) **LF Parallax Preservation**: The most important information embedded in an LF image are the parallaxes among different SAIs. How well this information is preserved/restored by the denoiser should be an important evaluation metric. To this end, we propose to calculate the parallax content precision-recall (PR) curves. First, the central SAI is subtracted from all SAIs of an LF. Different threshold values are then applied to produce a binary *parallax edge map* for each SAI. We

compared the binary parallax edge maps between the ground truth LF and the denoised LF to plot the PR curves for each method, and the corresponding results are shown in Fig. 6. The PR curves give an intuitive assessment on how well the parallax is preserved. As can be seen, the proposed *APA* denoiser can best restore the LF parallax. *HyperFan* shows relatively poor performance in this evaluation.

B. Visual Quality Evaluation

Fig. 5 gives the visual comparisons of the denoised LF. The (4, 4)-th SAI of the denoised LFs are shown for each method. As can be seen, the *APA* denoiser proves to best remove the noise and restore the scene details. Both *BM3D* and *V-BM4D* seriously blurs the image under large noise levels. Noticeable remaining noise can be found in the output of *HyperFan4D* and *LFBM5D*.

IV. CONCLUDING REMARKS

We have proposed a novel LF denoising framework based on anisotropic parallax analysis. Based on the *APA* features, two sequential CNNs have been designed to first create the structural parallax details, and then restore view-dependent local energies. Extensive experiments show that the proposed *APA* LF denoiser provides a better denoising performance than state-of-the-art methods in terms of visual quality and in preservation of parallax details between the views.

The calculation of noise-free *APA* features involves direct angular averaging of the SAIs. This step is vulnerable to noise of large magnitudes. Additionally, the spatial denoiser in the *view-Net* is a simple Gaussian low-pass filter, which can create obvious artifacts. These facts on the one hand further validates the capacity of the CNNs in dealing with imperfect inputs; on the other hand, it shows great improvement potential of the proposed *APA* LF denoiser. We will further investigate these potentials in the future.

REFERENCES

- [1] Ren Ng, Marc Levoy, Mathieu Brédif, Gene Duval, Mark Horowitz, and Pat Hanrahan, "Light field photography with a hand-held plenoptic camera," *Computer Science Technical Report CSTR*, 2005.
- [2] Christian Perwass and Lennart Wietzke, "Single lens 3d-camera with extended depth-of-field," in *Human Vision and Electronic Imaging*, 2012, vol. 17, pp. 829108–829108–15.
- [3] Zeyu Li, Harlyn Baker, and Ruzena Bajcsy, "Joint image denoising using light-field data," in *IEEE International Conference on Multimedia and Expo Workshops*. IEEE, 2013, pp. 1–6.
- [4] Fu-Chung Huang, Kevin Chen, and Gordon Wetzstein, "The light field stereoscope: Immersive computer graphics via factored near-eye light field displays with focus cues," *ACM Transactions on Graphics*, vol. 34, no. 4, pp. 60:1–60:12, 2015.
- [5] Jie Chen, Junhui Hou, Yun Ni, and Lap-Pui Chau, "Accurate light field depth estimation with superpixel regularization over partially occluded regions," *IEEE Transactions on Image Processing*, p. PP, 2018.
- [6] Ting-Chun Wang, Jun-Yan Zhu, Ebi Hiroaki, Manmohan Chandraker, Alexei A Efros, and Ravi Ramamoorthi, "A 4d light-field dataset and cnn architectures for material recognition," in *European Conference on Computer Vision*. Springer, 2016, pp. 121–138.
- [7] L. Shao, R. Yan, X. Li, and Y. Liu, "From heuristic optimization to dictionary learning: A review and comprehensive comparison of image denoising algorithms," *IEEE Transactions on Cybernetics*, vol. 44, no. 7, pp. 1001–1013, July 2014.
- [8] J. Portilla, V. Strela, M. J. Wainwright, and E. P. Simoncelli, "Image denoising using scale mixtures of gaussians in the wavelet domain," *IEEE Transactions on Image Processing*, vol. 12, no. 11, pp. 1338–1351, Nov 2003.
- [9] L. Sendur and I. W. Selesnick, "Bivariate shrinkage functions for wavelet-based denoising exploiting interscale dependency," *IEEE Transactions on Signal Processing*, vol. 50, no. 11, pp. 2744–2756, Nov 2002.
- [10] M. Elad and M. Aharon, "Image denoising via sparse and redundant representations over learned dictionaries," *IEEE Transactions on Image Processing*, vol. 15, no. 12, 2006.
- [11] J. Chen and L. P. Chau, "Multiscale dictionary learning via cross-scale cooperative learning and atom clustering for visual signal processing," *IEEE Transactions on Circuits and Systems for Video Technology*, vol. 25, no. 9, pp. 1457–1468, Sept 2015.
- [12] K. Dabov, A. Foi, V. Katkovnik, and K. Egiazarian, "Image denoising by sparse 3-D transform-domain collaborative filtering," *IEEE Transactions on Image Processing*, vol. 16, no. 8, pp. 2080–2095, 2007.
- [13] M. Maggioni, G. Boracchi, A. Foi, and K. Egiazarian, "Video denoising, deblocking, and enhancement through separable 4-D nonlocal spatiotemporal transforms," *IEEE Transactions on Image Processing*, vol. 21, no. 9, pp. 3952–3966, 2012.
- [14] X. Sun, N. Meng, Z. Xu, E. Y. Lam, and H. K. H. So, "Sparse hierarchical nonparametric bayesian learning for light field representation and denoising," in *International Joint Conference on Neural Networks*, 2016, pp. 3272–3279.
- [15] Donald G Dansereau, Oscar Pizarro, and Stefan B Williams, "Decoding, calibration and rectification for lenselet-based plenoptic cameras," in *IEEE Conference on Computer Vision and Pattern Recognition*, 2013, pp. 1027–1034.
- [16] M. Alain and A. Smolic, "Light field denoising by sparse 5D transform domain collaborative filtering," in *IEEE International Workshop on Multimedia Signal Processing*, Oct 2017, pp. 1–6.
- [17] Alex Krizhevsky, Ilya Sutskever, and Geoffrey E Hinton, "Imagenet classification with deep convolutional neural networks," in *Advances in neural information processing systems*, 2012, pp. 1097–1105.
- [18] Joseph Redmon, Santosh Divvala, Ross Girshick, and Ali Farhadi, "You only look once: Unified, real-time object detection," in *IEEE conference on computer vision and pattern recognition*, 2016, pp. 779–788.
- [19] J. Kim, J. K. Lee, and K. M. Lee, "Accurate image super-resolution using very deep convolutional networks," in *IEEE Conference on Computer Vision and Pattern Recognition*, June 2016, pp. 1646–1654.
- [20] K. Zhang, W. Zuo, Y. Chen, D. Meng, and L. Zhang, "Beyond a gaussian denoiser: Residual learning of deep cnn for image denoising," *IEEE Transactions on Image Processing*, vol. 26, no. 7, pp. 3142–3155, July 2017.
- [21] H. C. Burger, C. J. Schuler, and S. Harmeling, "Image denoising: Can plain neural networks compete with BM3D?," in *IEEE Conference on Computer Vision and Pattern Recognition*, June 2012, pp. 2392–2399.
- [22] Y. Yoon, H. G. Jeon, D. Yoo, J. Y. Lee, and I. S. Kweon, "Light-field image super-resolution using convolutional neural network," *IEEE Signal Processing Letters*, vol. 24, no. 6, pp. 848–852, June 2017.
- [23] Nima Khademi Kalantari, Ting-Chun Wang, and Ravi Ramamoorthi, "Learning-based view synthesis for light field cameras," *ACM Transactions on Graphics*, vol. 35, no. 6, pp. 193:1–193:10, Nov. 2016.
- [24] Gaochang Wu, Mandan Zhao, Liangyong Wang, Qionghai Dai, Tianyou Chai, and Yebin Liu, "Light field reconstruction using deep convolutional network on epi," in *IEEE Conference on Computer Vision and Pattern Recognition*, 2017, vol. 2017, p. 2.
- [25] Jie Chen and Lap-Pui Chau, "Light field compressed sensing over a disparity-aware dictionary," *IEEE Transactions on Circuits and Systems for Video Technology*, vol. 27, no. 4, pp. 855–865, April 2017.
- [26] Kaiming He, Jian Sun, and Xiaoou Tang, "Guided image filtering," in *European Conference on Computer Vision*. Springer, 2010, pp. 1–14.
- [27] Xavier Glorot and Yoshua Bengio, "Understanding the difficulty of training deep feedforward neural networks," in *International Conference on Artificial Intelligence and Statistics*, 2010, pp. 249–256.
- [28] Diederik Kingma and Jimmy Ba, "Adam: A method for stochastic optimization," *arXiv preprint arXiv:1412.6980*, 2014.
- [29] Donald G Dansereau, Daniel L Bongiorno, Oscar Pizarro, and Stefan B Williams, "Light field image denoising using a linear 4D frequency-hyperfan all-in-focus filter," in *Computational Imaging XI*. SPIE, 2013, vol. 8657, p. 86570P.
- [30] *Stanford Lytro Light Field Archive*, Available at <http://lightfields.stanford.edu/index.html>.
- [31] Zhou Wang, Alan C Bovik, Hamid R Sheikh, and Eero P Simoncelli, "Image quality assessment: from error visibility to structural similarity," *IEEE Transactions on Image Processing*, vol. 13, no. 4, pp. 600–612, 2004.