

Sapphire: Querying RDF Data Made Simple

Ahmed El-Roby · Khaled Ammar · Ashraf Aboulnaga · Jimmy Lin

the date of receipt and acceptance should be inserted later

Abstract RDF data in the linked open data (LOD) cloud is very valuable for many different applications. In order to unlock the full value of this data, users should be able to issue complex queries on the RDF datasets in the LOD cloud. SPARQL can express such complex queries, but constructing SPARQL queries can be a challenge to users since it requires knowing the structure and vocabulary of the datasets being queried. In this paper, we introduce Sapphire, a tool that helps users write syntactically and semantically correct SPARQL queries without prior knowledge of the queried datasets. Sapphire interactively helps the user while typing the query by providing auto-complete suggestions based on the queried data. After a query is issued, Sapphire provides suggestions on ways to change the query to better match the needs of the user. We evaluated Sapphire based on performance experiments and a user study and showed it to be superior to competing approaches.

1 Introduction

In recent years, advances in the field of information extraction have helped in automating the construction of large Resource Description Framework (RDF) datasets that are published on the web. These datasets could be general-purpose such as DBpedia¹ [5], a dataset of structured information extracted from Wikipedia, or they could be specific to particular domains such as movies², geographic information³, and city data⁴. These datasets are graph-structured, and are interlinked via edges that point from one dataset to another, forming a massive graph known as the *Linked Open Data (LOD) cloud*⁵.

The LOD cloud contains a wealth of structured information that can be extremely useful to users and applications in diverse domains. However, utilizing this information requires an effective way to find the answers to questions in the datasets that make up this cloud. Answering questions over RDF data generally follows one of two approaches: (a) natural language queries, and (b) structured querying using SPARQL [3], the standard query language for RDF.

Natural language approaches rely on keyword search or more complex question answering techniques. These approaches are convenient and easy to use, and they find accurate answers for simple questions such as “*How many people live in New York?*”. Questions like this one that ask about a specific property of an entity are termed *factoid questions*. Such questions can be an-

Ahmed El-Roby
 University of Waterloo
 E-mail: aelroby@uwaterloo.ca

Khaled Ammar
 University of Waterloo
 E-mail: kammar@uwaterloo.ca

Ashraf Aboulnaga
 Qatar Computing Research Institute, HBKU
 E-mail: aaboulnaga@hbku.edu.qa

Jimmy Lin
 University of Waterloo
 E-mail: jimmylin@uwaterloo.ca

¹ <http://dbpedia.org>

² <http://www.linkedmdb.org>

³ <http://www.geonames.org>

⁴ <http://www.data.gov/opendatasites>

⁵ <http://lod-cloud.net>

swered by a simple structured search that can be constructed effectively by natural language approaches.

However, the RDF data that makes up the LOD cloud is not limited to answering simple questions. This data can be used to answer complex questions that require complex structured searches. Natural language approaches are not effective at constructing such complex structured searches. Instead, complex structured searches are better expressed using SPARQL queries. It is a common practice for data sources in the LOD cloud to provide *SPARQL endpoints* that allow users to issue SPARQL queries on the RDF data that they contain⁶.

To illustrate the need for SPARQL, consider the question “How many scientists graduated from an Ivy League university?” This question was used in the QALD-5 competition [25]. QALD is an annual competition for Question Answering over Linked Data, and this question was not answered by any of the natural language systems that participated in QALD-5. This is not surprising since the question involves concepts such as “scientist”, “graduated”, and “Ivy League university” that are not easy to map to a structured search over the queried dataset (DBpedia), in addition to requiring a count of the results. On the other hand, the following query over the SPARQL endpoint of DBpedia will find the required answer:

```
PREFIX res: <http://dbpedia.org/resource/>
PREFIX dbo: <http://dbpedia.org/ontology/>
SELECT DISTINCT count (?uri) WHERE {
  ?uri rdf:type dbo:Scientist.
  ?uri dbo:almaMater ?university.
  ?university dbo:affiliation res:Ivy_League.
}
```

To be able to compose a query such as this one, the user needs to know the structure of the dataset, the vocabulary used to represent different concepts, and the literals used in the dataset including their data types and format. For example, the user needs to know that “scientist” is an `rdf:type` and “Ivy League” is an `affiliation` of a university. Achieving this level of knowledge about a dataset can be difficult even for experienced users given the massive scale and diverse vocabulary of the LOD cloud. By one recent count⁷, the LOD cloud has almost 3000 data sources that contain over 14 billion RDF triples from various domains. To illustrate the diversity of the vocabulary in the LOD cloud, consider that DBpedia alone has over 3K distinct predicates at the time of writing this paper. Thus, it is quite likely that a user would need to construct

SPARQL queries on data whose structure and vocabulary she does not know in full, for example when querying a new dataset. Our goal in this paper is to help users with this challenging task.

We present *Sapphire*, an interactive tool aimed at helping users write syntactically and semantically correct SPARQL queries on RDF datasets they do not have prior knowledge about. Sapphire is aimed at users who have a technical background but are not necessarily SPARQL experts, e.g., data scientists or application developers. Thus, Sapphire makes no attempt to “shield” its users from the syntax of SPARQL, but rather helps them construct valid SPARQL queries with ease. Sapphire achieves this in two ways that both rely on a *predictive user model* that is built for the endpoints to be queried in an initialization phase. First, while a user is typing a query, Sapphire interactively provides her with data-driven suggestions to complete the predicates and literals in the query, similar to the auto-complete capability in many user interfaces. Second, when a user completes the query and submits it for execution, Sapphire suggests ways to modify the query into one that may be better suited to the needs of the user. For example, if the user query returns no answers, Sapphire would attempt to modify it into a query that does return answers.

Sapphire’s query completion and query suggestion modules rely on natural language techniques. Thus, in the spectrum of approaches for querying RDF, Sapphire bridges the gap between the simple but ambiguous natural language approaches on the one hand, and the powerful but cumbersome SPARQL on the other. The novelty of Sapphire comes from the need to balance multiple conflicting goals: Sapphire must provide high quality recommendations that actually help the user find the information that she needs, it must have fast response time since it is interactive, it must run on a reasonably sized machine without placing excessive demands on the machine’s resources, and it must not overload the SPARQL endpoints it queries. These design goals require judicious design choices which we present in the rest of this paper. We have built Sapphire as a web based querying tool⁸, and we demonstrated its user interface and query composition workflow in [13]. In this paper, we present the internals of Sapphire and demonstrate through experiments and a user study that it is significantly more effective than competing approaches in finding answers to user queries, and it achieves interactive performance.

We review related work in Section 2 and present the architecture of Sapphire in Section 3. We present the Sapphire user interface from [13] in Section 4. We

⁶ e.g., <http://dbpedia.org/sparql> for DBpedia.

⁷ <http://stats.lod2.eu>

⁸ <http://github.com/aelryby/Sapphire>

then present the contributions of the paper, which are as follows:

- Summarizing the queried endpoints to collect concise, important data that is utilized by Sapphire (Section 5).
- The predictive user model which is at the heart of Sapphire and includes two modules: query completion and query suggestion (Section 6).
- An extensive evaluation of Sapphire based on performance experiments and a user study (Section 7).

2 Related Work

Prior work on helping users construct structured queries on RDF data falls into three categories: 1. Natural language approaches. 2. Approximate queries. 3. Query by example.

Natural Language Approaches: Several prior works create structured queries based on natural language approaches [12, 20, 24, 29, 14]. Each of these works focuses on one or more specific query templates, and uses keyword search or natural language questions to construct these templates and fill in the placeholders they contain. All of these approaches suffer from two limitations compared to Sapphire: (1) Their expressiveness is limited to specific query templates, and (2) inferring query structure, predicates, and literals based only on natural language is inherently ambiguous. In contrast, Sapphire can construct any SPARQL query, and it removes ambiguity by involving the user directly in query composition.

In this paper, we compare Sapphire to QAKiS [7] and KBQA [10] as representatives of the state of the art in natural language approaches, and we show that Sapphire outperforms these two systems. QAKiS [7] is a question answering system over RDF that automatically extracts from Wikipedia different ways of expressing relations in natural language (e.g., “a bridge spans a river” and “a bridge crosses a river” express the same relation). These equivalent expressions are used to match fragments of a natural language question and construct the equivalent SPARQL query. KBQA [10] is a more recent question answering system that focuses on factoid questions. KBQA learns question templates from a large Q&A corpus (e.g., Yahoo! Answers), and learns mappings from these templates to RDF predicates in the queried dataset. The templates and mappings are then used to answer user questions.

Approximate Queries: This line of work goes beyond the fixed query templates used by natural language approaches, enabling the user to express approximate structured queries. That is, the query posed by

the user does not have to be exactly matched with the queried RDF data [19, 18, 30]. These approaches are still limited in the query structure that they support, and they require the user to know the vocabulary and the approximate schema of the queried datasets. In contrast, Sapphire enables the user to compose any SPARQL query without prior knowledge of the queried datasets.

We compare Sapphire to S^4 [31], a recent system that was shown to outperform other approximate query approaches. S^4 summarizes the queried dataset by maintaining a graph of the relationships between RDF entity types based on the relationships between instances of these types. Queries are rewritten based on this graph. S^4 assumes that the user can issue queries using correct predicates and instance URIs in the dataset, but possibly not with the correct query structure.

Query by Example: SPARQLByE [4, 11] infers the SPARQL query that best suits the user’s needs based on a set of example answers she provides. A key limitation of this approach is that the user needs to know a set of examples that satisfy her query, which is often not practical. For example, to answer the query “How many people live in New York?”, the user should know the precise population of some cities to provide as examples, which can be impractical. In contrast, Sapphire helps the user directly construct a SPARQL query rather than inferring it. We compare Sapphire to SPARQLByE and show that Sapphire is more expressive.

3 Sapphire Architecture and Challenges

In this section we present the overall architecture of Sapphire, and an overview of the different design choices and challenges that must be addressed in order to implement a useful and efficient system.

Figure 1 shows the architecture of Sapphire, which runs as a server that sits between the user and the SPARQL endpoints for one or more RDF datasets on the web. Sapphire accesses the endpoints through a federated query processor. Sapphire uses FedX [22], a widely-used federated query processor, but any other federated query processor can be used.

The core of Sapphire is the Predictive User Model (PUM), which helps the user express her information needs using SPARQL queries. The PUM relies on information about the datasets being queried. Before querying an endpoint, the user must register this endpoint with the Sapphire server, and the server goes through an initialization step in which it caches important data from this endpoint. One challenge that must be addressed by Sapphire is which data from an endpoint to

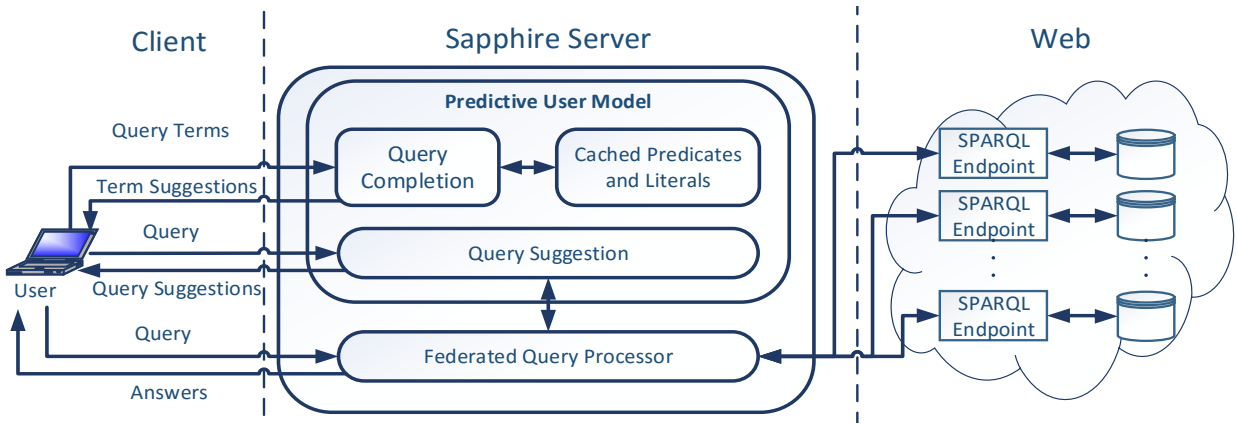


Fig. 1: Architecture of Sapphire.

cache, and how to retrieve this data without overloading the endpoint.

While the user is composing a query, the query terms are forwarded to the Query Completion Module (QCM) as they are typed by the user. The QCM interactively provides the user with suggestions to complete the terms in her query based on the data cached during initialization. A question that must be answered when designing the QCM is how to provide interactive response time even for the large scale data in the LOD cloud.

After composing a syntactically correct query, the federated query processor executes the query and returns answers. Simultaneously, the Query Suggestion Module (QSM) suggests changes to the query to help the user find the answers she is looking for. The goal of the QSM is to suggest queries that are similar to the one issued by the user, but different enough to present her with useful alternatives that may help her satisfy her information needs. These suggestions span two directions: 1. Finding alternative literals and predicates to the ones used in the query. 2. Relaxing the structure of the issued query to *approximately* match the issued query with candidate patterns in the dataset. Query suggestions are provided for all queries, and it is up to the user to accept these suggestions if the returned answers do not satisfy her information needs. The QSM poses several interesting research questions, such as which literals and predicates to replace in the query and how to find replacement terms. Also, what does it mean to relax the structure of a query and how to find the relaxed structure efficiently. The way we address the different requirements and challenges in Sapphire is described in the next three sections. We start by discussing the user interface in Section 4, then we present how initialization happens for a new endpoint in Section 5, and the PUM in Section 6.

4 User Interface

Sapphire has a web-based user interface that was demonstrated in [13]. This interface is shown in Figure 2. The interface presents a text box for each part of a SPARQL query. While the user is typing query terms, the QCM provides suggestions to complete these terms as shown in Figure 3. After the user inputs a query, the query is validated and executed. Whenever a query is executed, the QSM tries to find alternatives to the query that was constructed by the user. Figure 2 shows an example of how the QSM suggests changes to the executed query. In this example, the user wants to find all people with the surname “Kennedys” (in plural form). However, no answers were found using this surname. The QSM suggests a modification that will result in finding 1,051 answers, by changing “Kennedys” to “Kennedy”. If the user accepts this suggestion and updates the query, the new query is executed and the answers are displayed in the answer table (Figure 4). New suggestions are now displayed to the user in case these answers still do not satisfy her information needs. The query alternatives are shown to the user in the form of suggestions to change one term at a time. For example, one suggestion could be “In the triple (**subject**, **predicate**, **object**), did you mean **predicate**, instead of **predicate**? There are N answers available.”. This approach avoids showing the user a completely rewritten SPARQL query in one step, which would make the suggestions difficult to understand, especially for large and complex queries. The only exception is when the QSM suggests queries that are different in structure than the issued query. We will elaborate on this specific type of query suggestion in Section 6.2.

The suggested queries are executed in the background using the Federated Query Processor and answers are prefetched so that when the user decides

SELECT All variables are automatically included in the selection by default. A user can hide unnecessary columns if desired.

WHERE

MODIFIERS

Query Suggestions:

In triple: **person** **http://xmlns.com/foaf/0.1/surname** **Kennedys@en** :
 Did you mean **Kennedy@en**, instead of **Kennedys@en**. There are **1051** results available? [Update Query](#)

person	name
No data available in table	

Query suggestion and query processor executes automatically if all query triples are valid.

Query modifiers, such as group by, order by, limit, etc, can be added here if desired.

A user can update a query triple and execute the updated query using this option.

Fig. 2: User interface showing a suggestion to modify the current query which returned to answers.

alexandria

- "Alexandria, Louisiana"@en
- "Alexandria"@en
- "Alexandria, Egypt"@en
- "Alexandriad"@en
- "Alexandrian"@en
- "Alexandria,VA"@en
- "Of Alexandria"@en

Fig. 3: Auto-complete suggestions using the QCM.

to choose one of the alternatives, the query is not re-executed, and the answers are displayed almost-instantaneously. When the answers to a query are displayed to the user, she has the ability to manipulate them in the answer table, as shown in Figure 4. Supported operations include the following: the user can search the answer table using a keyword search box, order the answers by any column, show and hide columns, and drag and drop answers from the answer table to the query text boxes for additional queries. Next, we turn our attention to the technical details of Sapphire initialization and the PUM.

5 Initialization for a New Endpoint

This section describes the initialization step in which Sapphire retrieves data from a newly registered endpoint. That is: 1. Which data from the endpoint to cache? 2. How is this data retrieved? 3. How is it indexed for efficient access by the PUM?

5.1 Data Caching

The data cached by Sapphire from the endpoints plays a significant role in helping the user write a query that describes her information needs. In designing Sapphire, we assume that it is simpler and more intuitive for users to express their information needs using keywords rather than using URIs. Therefore, the focus of the Sapphire PUM is on mapping keywords entered by the user in her query to RDF predicates and literals in the dataset.

Thus, Sapphire needs to cache RDF predicates and literals from a dataset so that these predicates and literals can subsequently be matched to keywords in the user query. Which predicates and literals to cache is a challenging question. The choice of data to cache cannot rely on statistical knowledge of the queried datasets or the query logs, since such knowledge is not available. Therefore, we develop heuristics based on common characteristics of RDF datasets and SPARQL queries.

Our first heuristic relies on the observation that the number of distinct predicates in a dataset is typically much smaller than the number of distinct literals. For example, at the time of this writing, DBpedia has approximately 3K distinct predicates compared to 70M distinct literals. Therefore, Sapphire caches all the predicates in a dataset.

Given the typically large number of literals in a dataset, Sapphire uses heuristics to limit the number of literals that it caches. First, we assume that very long literals are not likely to be used in queries. Thus, Sapphire only caches literals below a certain length (in this paper we use 80 characters as the limit). Second, we assume that the user is interested only in a certain language and allow the user to restrict the language of the cached literals (in this paper we cache only English literals).

Controls the visibility of columns.

show/hide Columns Print Prepare a printable version.

person Sort answers by any column. Search: john

name Search capability allows users to filter results using key-word search.

http://dbpedia.org/resource/Andy_Kennedy_(footballer_born_1964)	Andrew John Kennedy
http://dbpedia.org/resource/Andy_Kennedy_(footballer_born_1964)	Kennedy, Andrew John
http://dbpedia.org/resource/J.S._Kennedy	John Stodart Kennedy
http://dbpedia.org/resource/John_Alexander_Kennedy	John Alexander Kennedy

Showing 1 to 81 of 81 entries (filtered from 1,051 total entries)

Fig. 4: The answer table after applying the query suggestion in Figure 2. In this example, the 1,051 answers to the query are filtered via a keyword search on “john”, and the filtered answers are ordered by the “person” column.

Following the aforementioned heuristics reduces the number of cached literals. However, the number of literals that satisfy these heuristics will likely be too large to retrieve from the endpoint using a single SPARQL query. Such a query would be a long-running query, and most endpoints impose a timeout limit on queries to avoid overloading their computing resources, or reject queries from the start if their estimated execution time is above a threshold. Thus, we need to decompose this query into multiple queries that are each within the timeout limit. Furthermore, we need to ensure that the entire initialization process finishes within a reasonable amount of time. Our goal is for initialization time to be on the order of hours, which we believe is reasonable since the initialization process happens only once for each endpoint. Next, we describe the queries that we use to retrieve literals from an endpoint for caching.

Sapphire divides the dataset based on the predicates and the class hierarchy defined by RDF schema (RDFS) [1]. RDFS defines classes that serve as data types for different entities, and organizes the classes into a hierarchy based on the `subClassOf` relation. For example, `MovieDirector` and `Politician` are two classes that are both subclasses of `Person`. Sapphire issues a SPARQL query to retrieve all classes and their subclasses from the endpoint. It also issues a query to retrieve all RDF predicates associated with literals, ordered by the numbers of literals associated with each predicate. These are short queries that are not expected to time out. Sapphire then iterates through the predicates associated with literals, from most frequent to least frequent. For each predicate, Sapphire navigates through the class hierarchy from root to leaves. At each class of the hierarchy, Sapphire creates a query to retrieve literals associated with the current predicate and current class, and that are below the threshold length and in the target language. To increase the likelihood that this query will succeed, it is decomposed into mul-

iple queries using SPARQL pagination techniques (OFFSET and LIMIT). If this query succeeds, Sapphire moves to the next sibling in the class hierarchy. If this query times out, Sapphire navigates down to the next level of the class hierarchy, which contains smaller classes, and issues the query. This process continues until all the literals are retrieved. Sapphire allows the user to set a limit on the number of queries to issue to an endpoint and stops when this limit is reached. Since Sapphire orders predicates by frequency, it prioritizes caching the literals associated with frequent predicates.

For the uncommon case of datasets that do not use the class hierarchy of RDFS (about 75% of the datasets in the LOD cloud use RDFS⁹), Sapphire issues a query to retrieve the entity types that occur frequently in the dataset. Sapphire then issues queries to retrieve the literals associated with each predicate and each of these entity types, iterating through the predicates and types from most frequent to least frequent. If there is a limit on the number of queries, Sapphire stops if this limit is reached. The complete list of queries that are sent to an endpoint during initialization is presented in Appendix A.

5.2 Indexing Cached Data

As discussed earlier, one of the key challenges facing Sapphire is providing suggestions to the user interactively. These suggestions come from the cached data, so this data must be indexed in a way that supports fast lookup.

The basic lookup operation for suggesting completions to the user is as follows: given a string t entered by the user, what strings in the data contain t ? We observe that a *suffix tree* [27] is ideally suited for this type of lookup, so we use it as an index in Sapphire.

⁹ <http://stats.lod2.eu>

The advantage of a suffix tree is that lookup operations depend only on the size of the lookup string t and the number of times z that this string occurs in the input, with a time complexity $O(|t| + z)$. The disadvantage of a suffix tree is that it can grow very large, sometimes over an order of magnitude larger than the size of the input.

Given the space consumption of suffix trees, only a subset of the cached data can be indexed in this tree. Since the number of RDF predicates is relatively small, all predicates are indexed. The more challenging question is which subset of the literals to index? To answer this question, we introduce the notion of *most significant* literals, and index only these literals in the suffix tree. A literal is considered significant when the entity it is associated with occurs frequently in the dataset. That is, there are many incoming edges in the RDF graph pointing to this entity, indicating the entity’s importance.

Definition 1 *The significance score of a literal l is $S(l) = |\{s|(s, p_1, o) \wedge (o, p_2, l)\}|$, where (s, p_i, o) is an RDF triple.*

For example, the literal “New York” is associated with the entity representing this city. Since this entity is pointed to by many other entities (i.e., occurs as an RDF object), the literal “New York” is significant. This definition of significance captures important classes in the RDF class hierarchy, and also captures important instances (people, locations, etc.). To identify the significant literals, Sapphire issues queries along the class hierarchy as it did for retrieving the literals.

The final issue related to initialization is how to lookup in cached literals not in the suffix tree. We call these the *residual literals*. Lookup on the residual literals requires a sequential search, and we have found that this may be too slow for interactive response. To speed up this sequential search, Sapphire organizes the literals into *bins of residual literals*, or *residual bins* for short, where each bin has all the literals of a given length (i.e., $\text{bin}(\text{literal}) = |\text{literal}|$). As discussed in the next section, the PUM always searches for strings within a certain range of lengths, so its sequential search will be limited to a few bins. In addition, the search can be parallelized, with multiple threads simultaneously scanning the bins. We show in Section 7 that this simple organization is effective at guaranteeing interactive performance.

To illustrate the cost of initialization, we note that initialization for DBpedia, one of the largest datasets in the LOD cloud, took 17 hours. In the process, Sapphire issued approximately 800 SPARQL queries to retrieve literals and 3000 to identify significant literals, in addition

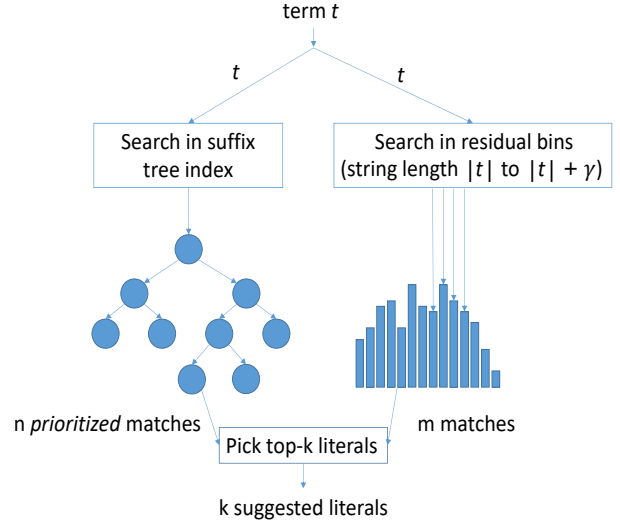


Fig. 5: Completing a query term in the QCM.

tion to the few queries that retrieve predicates and the class hierarchy. Approximately 200 queries timed out. The suffix tree for DBpedia contains 43K strings (3K predicates and 40K literals) and is 400MB in size. There are around 21M literals not in the suffix tree, divided among 80 bins. We show in Section 7 that having even a small fraction of the literals in the suffix tree benefits performance.

6 Predictive User Model

The Predictive User Model (PUM) uses the data cached during initialization to help the user compose her SPARQL query. The user inputs a query to Sapphire by entering the triple patterns that describe the structure of the query. As the user types a subject, predicate, or object in a triple pattern, the PUM invokes the Query Completion Module (QCM) to provide suggestions for the user to complete the term being typed. When the user composes a full query and clicks “Run” in the Sapphire user interface, the PUM passes the query to the federated query processor for execution and also invokes the Query Suggestion Module (QSM) to suggest changes to the query. The QSM suggests changes to the query based on the structure of potential candidate answers in the dataset, in order to bring the user closer to the query that finds the answer she is looking for. The user can choose one of the suggestions of the QSM and update the query, and possibly continue editing it. Editing the query would invoke the QCM again, and the process repeats as many times as needed by the user. We present the QCM next, followed by the QSM.

Algorithm 1: Assign Tasks to Processes

input : Bins to Search $bins'$, Number of Processes P
output: Assigned Task for Each Process

```

1 Number of literals to search  $n = \sum_{i=1}^{|bins'|} |bins'_i|$ ;
2 Process capacity  $d = \frac{n}{P}$ ;
3 Process id  $pid = 0$ ;
4 for  $i = 1$  to  $|bins'|$  do
5   Number of literals remaining in bin  $i$   $j = |bins'_i|$ ;
6   while  $j > 0$  do
7     if  $j < Process_{pid}.d$  then
8       // Process  $pid$  assigned all literals in bin
9        $Assign(Process_{pid}, [bins'_i[0], bins'_i[|bins'_i| - 1]])$ ;
10       $Process_{pid}.d = Process_{pid}.d - |bins'_i|$ ;
11       $j = 0$ ;
12     else
13       // Process  $pid$  assigned remaining capacity
14        $Assign(Process_{pid}, [bins'_i[|bins'_i| - j], bins'_i[|bins'_i| - j + Process_{pid}.d]])$ ;
15        $j = j - Process_{pid}.d$ ;
16        $Process_{pid}.d = 0$ ;
17        $pid = pid + 1$ ;
18     end
19   end
20 end

```

6.1 Query Completion Module

The Sapphire user interface is organized so that the user inputs each subject, predicate, or object of a triple pattern in a separate text box, as shown in Figure 2. As the user types a string in one of these text boxes, the QCM is invoked every time the user types a character in order to provide auto-complete suggestions for the string being typed. The only exception is if the user enters a variable (i.e., a string starting with “?”), in which case Sapphire makes no suggestions.

Specifically, the problem solved by the QCM is as follows: Given the string t entered thus far by the user, find k strings in the data that contain t to suggest to the user. In this paper, we use $k = 10$. Figure 5 shows how the QCM finds the required k strings. The term t is looked up in both the suffix tree and the residual bins. Matches in the suffix tree are returned to the user as soon as they are found. If the search in the suffix tree returns fewer than k matches, the remaining matches come from the residual bins. We assume that auto-complete suggestions are most useful if they are not much longer than the current input string t . Therefore, the QCM only searches bins containing literals of length $|t|$ to $|t| + \gamma$, which reduces the cost of the sequential search. In this paper, we use $\gamma = 10$. When the search in residual bins completes, the shortest result literals are returned as part of the k auto-complete suggestions.

Algorithm 2: Suggesting Alternative Query Terms

input : Query q , Predicate Set PR , Literal Bins to Search $bins'$, Number of Processes P
output: Alternative Queries Q'

```

1 for each triple  $tr$  in  $q$  do
2   for each non-variable element  $e$  in  $tr$  do
3     if  $e$  is a predicate then
4       Lexica for term  $S = Lemon.getLexica(e)$ ;
5       for Each element  $s$  in  $S$  do
6         Predicate alternatives
7          $pa.add(FindPredicateAlternatives(s, PR, P))$ ;
8       end
9     else
10      Literal alternatives
11       $la.add(FindLiteralAlternatives(e, bins', P))$ ;
12    end
13  end
14  SortBySimilarityScore( $pa$ );
15  SortBySimilarityScore( $la$ );
16  for For each alternative  $a$  in  $pa$  do
17    Construct a new query  $q'$ ;
18    Alternative queries for predicates  $PQ.add(q')$ ;
19  end
20  for For each alternative  $a$  in  $la$  do
21    Construct a new query  $q'$ ;
22    Alternative queries for literals  $LQ.add(q')$ ;
23  end
24   $Q'.add(TopQueriesWithAnswer(PQ, k/2))$ ;
25   $Q'.add(TopQueriesWithAnswer(LQ, k/2))$ ;
26 return  $Q'$ ;

```

To ensure interactive response time, we parallelize the QCM’s sequential search in the residual bins, utilizing P parallel processes (threads). Typically, P would equal the number of available cores on the Sapphire server. Each process searches one or more bins, and the QCM assigns work to processes in a way that balances load, with each process scanning an equal number of literals. Algorithm 1 shows the details of task assignment.

6.2 Query Suggestion Module

The QSM suggests alternative queries that are *semantically close* to the query issued by the user. The suggestions of the QSM are particularly important if the query issued by the user returns no answers, but they can be useful even if the query returns answers. Defining semantic closeness is an interesting question. In Sapphire, the QSM suggests changes to the query in two directions: (1) Suggesting alternatives to the terms (predicates and literals) used in the query, and (2) Relaxing the structure of the query.

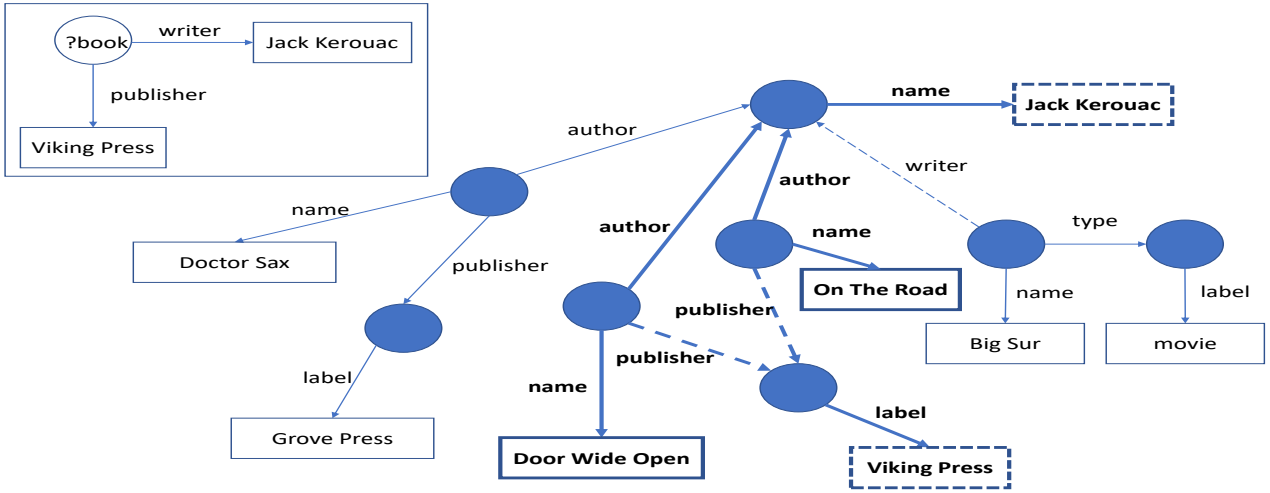


Fig. 6: Example query and the subgraph from the dataset that can be used to answer this query.

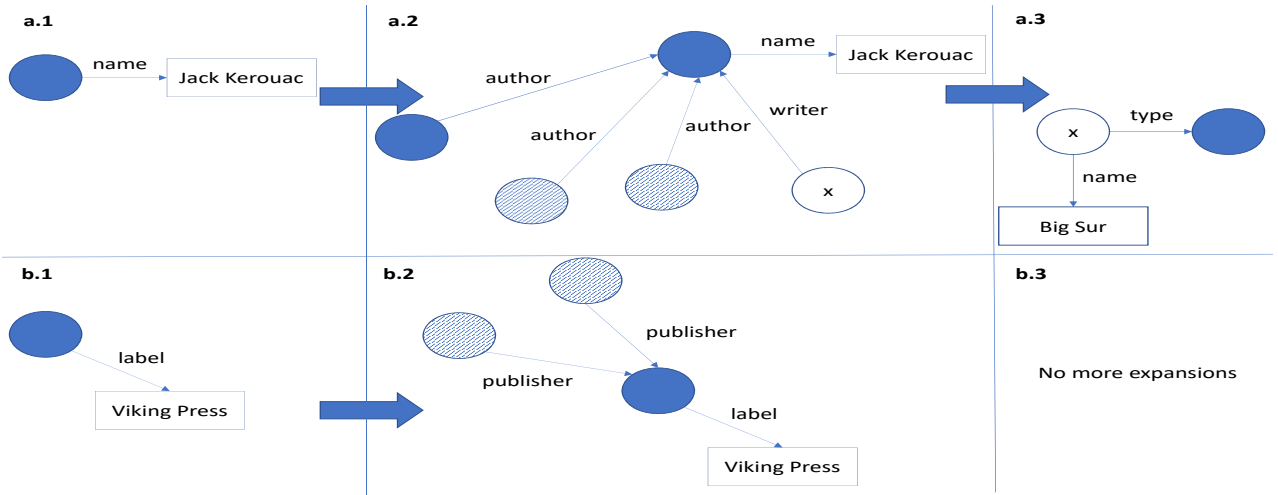


Fig. 7: The expansion steps in the relaxation process.

6.2.1 Alternative Query Terms

Algorithm 2 shows how the QSM finds alternatives for predicates and literals in the user query. The basic idea is to find predicates and literals in the data set that are similar to the ones in the query or to their lexica. The lexica provides knowledge about how properties, classes and individuals are verbalized in natural language. For example, “wife” or “husband” can be verbalized by using “spouse” instead. The QSM examines the predicates and literals used in the triple patterns of the query one at a time. For each predicate p , the QSM first finds the lexica for the predicate (line 4). We use the DBpedia Lemon Lexicon [8, 26] to provide such lexica for the terms typed in by the user. The QSM then finds alternative predicates in the dataset whose similarity score with the original predicate p or its lex-

ica exceeds a similarity threshold θ . In Sapphire, we use Jaro-Winkler (JW) similarity [9] to calculate the similarity between strings. JW similarity is based on the minimum number of single-character transpositions required to change one string into the other, while giving a more favorable score to strings that match from the beginning. This similarity measure outperforms other similarity measures in our context. In this paper, we use the $\theta = 0.7$. For each literal l , the QSM considers the bins containing literals of length in the range $[|l| - \alpha, |l| + \beta]$ (termed *bins'* in Algorithm 2). A search operation over these bins is conducted, similar to the search over bins in the QCM. The difference is that the search to find alternative literals is based on the JW similarity. All literals that have a similarity score $\geq \theta$ are considered to be matches. We use the values $\alpha = 2$ and $\beta = 3$. The lists of alternative predicates and liter-

Algorithm 3: Relaxing Query Structure

```

input : Query  $q$ 
output: Matching Graphs  $G_{suggested}$ 

1 Literals in query  $L = q.extractLiterals()$ ;
2 for Each literal  $l$  in  $L$  do
3   | Seed group  $seeds(l) = l \cup$  Top  $k - 1$  literals from
   |  $la(l)$ ;
4 end
5 Start with empty graph  $g$ ;
6 while  $g$  does not span terminals from all seed groups do
7   | Scan vertices using Dijkstra's bi-directional
   | shortest path algorithm;
8   | Select a terminal  $x$  not in  $g$  that is closest to a
   | vertex in  $g$  (initially any literal from the query);
9   | Add to  $g$  the shortest path that connects  $x$  with  $g$ ;
10 end
11 // There can be several  $g$  subgraphs spanning
12 // terminals if multiple paths with the same weight
13 // cost exist
14 for Each  $g$  found while connecting seeds do
15   | Construct subgraph  $g'$  induced by  $g$  in  $G$ ;
16   | Construct minimum spanning tree(s) of  $g'$ ;
17   | while There exist non-terminals of degree 1 from
   | spanning tree(s) do
18     | remove non-terminals of degree 1 from this
     | spanning tree;
19   | end
20   | Add minimum spanning tree(s) to  $G_{suggested}$ ;
21 end
22 Return  $G_{suggested}$ ;

```

als are sorted based on the JW similarity score. Similar to the QCM, the QSM can parallelize finding alternative terms among P processes.

The alternative terms are sorted based on their similarity scores, and a new SPARQL query is constructed for each of the alternative predicates and literals found by the QSM. Sapphire uses the federated query processor to execute the alternative queries and suggests the top queries that return answers.

6.2.2 Relaxing Query Structure

If the structure of the graph pattern specified by the user in the query is different from the structure of the queried dataset, the user will not find the desired answer, even if the predicates and literals in the query match the desired answer in the dataset. Therefore, the QSM suggests changes to relax the structure of the query (i.e., make it less constrained) based on the structure of the dataset.

Figure 6 shows a motivating example. The query in this example is syntactically correct (top left box), and it aims to find books by “Jack Kerouac” that were published by “Viking Press”. The figure shows part of the graph of the queried dataset. The predicates and literals of the query can be found in the dataset, and

the matches are shown in the figure as dotted lines and rectangles. The figure also shows two answers that satisfy the query requirements, and the path that connects them in bold (“Door Wide Open” and “On the Road”). These answers will not be found by the query as posed by the user since the query structure does not match the structure of the data (the dotted matches are not connected). Relaxing the query structure can solve this problem by bringing the structure of the query closer to the structure of the dataset.

In Sapphire, we assume that it is easier for the user to identify correct literals than to identify correct query structure. Thus, we define the goal of query relaxation to be connecting literals in the query (or similar literals found by the JW similarity search) through valid paths in the graph of the dataset. Ideally, the paths should be short and the algorithm should prefer paths that include the predicates entered by the user as part of the query. We observe that connecting the literals in the query can be formulated as a *Steiner tree* problem [17], and that favoring paths that include certain predicates can be achieved by modifying the weights on the edges of the graph.

The Steiner tree problem is defined as follows. In any undirected graph $G = (V, E)$, where V is the set of vertices and E is the set of edges, and each edge e_{ij} connecting vertices (i, j) has a weight w_{ij} , the Steiner tree problem is finding a minimum weight tree that spans a subset of terminal vertices (literals in our case) $T \subset V$. If $T = V$, the problem is reduced to a minimum spanning tree problem. If $|T| = 2$, the problem is reduced to a shortest path problem. However, when $2 < |T| < |V|$, finding a minimum weight tree is NP-Hard.

We associate a weight with each edge in the graph of the dataset. These weights can be inferred by the algorithm and do not need to be materialized. For an edge representing a predicate that matches one of the predicates in the query, or one of the predicates identified by the process in Section 6.2.1 as an alternative query term for a predicate in the query, this weight is w_q . For any other edge, the weight is $w_{default} > w_q$. Since the Steiner tree algorithm aims to find the tree with the minimum overall weight, assigning weights in this manner favors matching the predicates in the query (or alternatives to these predicates) over simply finding a tree with a small number of edges.

Since finding the Steiner tree is an NP-hard problem, we need an efficient approximate algorithm. Moreover, traditional Steiner tree algorithms, whether exact or approximate, require fast access to any vertex or edge in the graph, whereas in our case the graph exists on remote endpoints and can be accessed only through SPARQL queries. Our algorithm must mini-

mize the number of such queries. We describe next, (1) the literals to be connected via the Steiner tree algorithm, and (2) the algorithm that we use to connect these literals.

In the previous section, we described how we generate alternative query terms for the literals in the query (line 9 in Algorithm 2). Each literal in the query and the alternative terms generated for it form a *group*, and we refer to the vertices representing these literals in the RDF graph as the *seeds* of the QSM for exploring the graph. For example, “Viking Press”, “The Viking Press”, and “The Viking” are all seeds in the same group. The goal of our algorithm is to create a Steiner tree that connects one literal from each group. It is not useful to connect multiple literals from the same group since these literals are alternatives to each other and not meant to be used together in the same query.

To connect the literals efficiently, our algorithm expands the graph starting from the seeds until the groups are all connected, and it attempts to minimize the number of vertices visited in this expansion. We use a known Steiner tree approximation algorithm and we adapt it for our use case [16]. The details are presented in Algorithm 3, and consist of the following two steps:

1. Connecting seeds: The goal of this step is to find a tree, not necessarily minimal, that connects all groups. Initially, each seed is a *candidate subgraph* of the RDF graph, and the candidate subgraphs are expanded using the *bi-directional Dijkstra shortest path algorithm* [15]. In this algorithm, seeds from different groups take turns in expansion rather than choosing a single source seed from which to start the expansion. In practice, this approach visits (expands) fewer vertices than the regular Dijkstra shortest path algorithm, which means fewer SPARQL queries. The expansion continues until paths are found that connect seeds from all groups.

In the expansion, each vertex v in a candidate subgraph is expanded into a subgraph $subG$ defined as follows: (1) $subG = \{(?s, ?p, ?o) | ?o = v\}$ if v is a literal, and (2) $subG = \{(?s, ?p, ?o) | ?s = v \vee ?o = v\}$ if v is a URI. That is, if the vertex is a literal (initially, all vertices are literals), the subgraph is expanded by finding all triples that have this literal as an object since literals can only be objects. Each of these triples introduces a new edge (the predicate) and vertex (the subject) to the candidate subgraph. If a vertex is a URI, the subgraph is expanded by finding all triples that have this vertex as a subject or an object. As in the case of literal vertices, each of these triples introduces a new vertex to the candidate subgraph (the subject of the triple if the expanded vertex is the object, and the object if the expanded vertex is the subject). The edge connecting

the new vertex to the expanded vertex is the predicate of the triple. These expansion steps are expressed as SPARQL queries executed on the endpoint of the dataset.

The algorithm expands candidate subgraphs according to the bi-directional Dijkstra algorithm until it finds a shortest path that connects two seeds from different groups. This path becomes the graph g that will be used to find the tree connecting all the groups. The expansion of other candidate subgraphs continues according to the bi-directional Dijkstra algorithm, and whenever the expansion of a candidate subgraph results in connecting to g a seed from a group that is not yet part of g , the path that connects this seed to g is added to g . The expansion stops when there is a set of connected seeds, one from each group. Recall that we assign lower weights to the edges in the data matching predicates in the query or similar predicates. This guides the bi-directional Dijkstra algorithm towards expanding paths that match query predicates first, and consequently reduces the number of queries required to find a tree that matches the query predicates.

We provide the expansion algorithm with a budget for the number of queries that can be used. In order to remain within the budget, the expansion of sibling vertices that are chosen for expansion does not start if the number of siblings is larger than the remaining query budget. This restriction discourages the expansion of vertices with a high degree branching factor with the hope that this candidate subgraph’s seed can be reached by another seed from a different group. We use a budget of 100 SPARQL queries for graph expansion, and we found that this gives us good response time for query suggestion. While expanding the candidate subgraphs, the results of the expansion are memoized so that if a vertex is encountered more than once during expansion, the results will be obtained from the memoized data structure without issuing a new SPARQL query.

Figure 7 shows how the vertices in the example are expanded starting from the seeds in the query. Common vertices between candidate subgraphs are lightly shaded. All the edges have a cost of $w_{default}$ except for “writer” and “publisher”, which have a cost of w_q . Therefore, “writer” is chosen to be expanded in step a.3. However, this vertex will not be further expanded because the expansion did not result in any common vertices with the subgraph of the other literal in the query. Therefore, it is not possible that further expansion will help finding a shorter path than the one already found.

2. Constructing the minimum tree: After the expansion step, we construct a graph G consisting of the union of all expansions. For each g found during ex-

pansion, we construct a subgraph g' which is the graph induced by g in G . That is, g' is a graph whose vertices are the same as g and whose edges are the edges in G such that both ends of the edge are vertices in g . Next, a minimum spanning tree is constructed for subgraph g' . Multiple minimum spanning trees may exist and be generated in this step. Finally, all non-terminal vertices that have a degree of 1 are repeatedly deleted from the minimum spanning tree(s) since they cannot be part of the Steiner tree. There could be several Steiner trees with the same total edge weight. Each tree is an alternative query suggested to the user. The approximation ratio of this algorithm is known to be $2 - 2/s$ [16], where s is the number of seeds in the query.

Performance: Unlike the QCM, which should have sub-second latency to provide suggestions while the user types, the QSM can have a latency of a few seconds. That is, after the user submits a query, she will see alternative, complete, and syntactically correct suggested SPARQL queries after waiting a few seconds. In querying LOD data using SPARQL, a query will likely have a small number of literals (in our user study, the maximum number of literals in a query was 3). Our algorithm is fast enough for such problem sizes to guarantee a QSM response time of less than 10 seconds on average.

7 Evaluation

We evaluate Sapphire along the following dimensions: 1. A user study in which participants answer questions using a natural language QA system and Sapphire (Section 7.1). 2. A quantitative comparison with recent natural language, approximate query, and query-by-example systems (Section 7.2). 3. Analyzing the response time of the QCM and QSM modules (Section 7.3).

Sapphire is implemented in Java. It runs as a web application over a web server. The user interacts with Sapphire through a web browser as described in [13]. We use a publicly available implementation of the suffix tree construction algorithm [23], FedX [22] as the federated query processor, and the lemon lexicon for DBpedia¹⁰, which can be also used for other data sets. We use DBpedia in all our experiments and we interact with it via its SPARQL endpoint¹¹. DBpedia is a good evaluation dataset because it is large and it is the central and most connected multi-domain dataset in the LOD cloud¹². We run our experiments on a machine

with an 8-core Intel i7 CPU at 2.6 GHz and 8GB of memory. The memory usage of Sapphire to query DBpedia never exceeds 4GB.

7.1 User Study

7.1.1 User Study Setup

The most important question related to Sapphire is whether it actually helps users find answers in RDF datasets. To answer this question, we conducted a user study in which users are presented with a set of questions they need to answer using both Sapphire and QAKiS [7], a natural language question answering system that performs well compared to the other natural language systems (see Section 7.2).

The questions in our study are a subset of the query set from the Schema-agnostic Queries Semantic Web Challenge [2]. These queries are questions over DBpedia derived from the Question Answering over Linked Data (QALD) competition¹³. We started with 35 questions and divided them into three difficulty categories (easy, medium, and difficult). Each of the authors of this paper independently labeled each question as easy, medium, or difficult. Out of the 35 questions, the authors all agreed on the difficulty level of 27 questions, and we used these questions in the user study. These queries are available in Appendix B.

We recruited 16 participants who have a computer science background but are not familiar with RDF or SPARQL. Each participant was given 10 questions (4 easy, 3 medium, and 3 difficult). The questions were randomly assigned to participants per category. We asked the participants to find answers to all the questions using both Sapphire and QAKiS. Since they are fundamentally different in the way they are used, using one system to find an answer should have minimal effect on how the other system is used. However, we alternated the system the user used first for every question. For example, if the participant answers one question using Sapphire first then QAKiS, the next question is answered using QAKiS first then Sapphire. One question from the easy category was used in a tutorial prior to the study to demonstrate the two systems to the users (the same question for all participants). During the study, the first question a participant tried (from the easy category) was used as a warm-up question to familiarize the user with the two systems. The data we collected for this first question is dropped from the results. We used screen recording to capture the sessions of all participants.

¹⁰ <http://github.com/ag-sc/lemon.dbpedia>

¹¹ <http://dbpedia.org/sparql>

¹² <http://lod-cloud.net>

¹³ <http://qald.sebastianwalter.org>

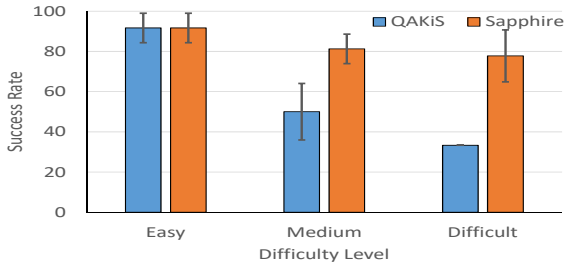


Fig. 8: Success rate of answering questions.

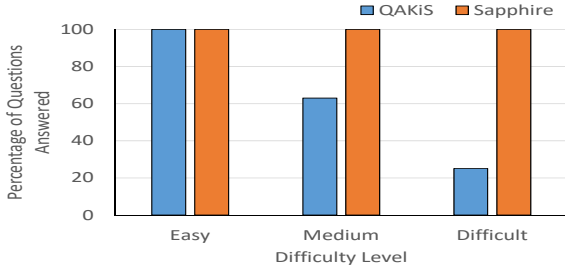


Fig. 9: Percentage of questions answered by at least one participant.

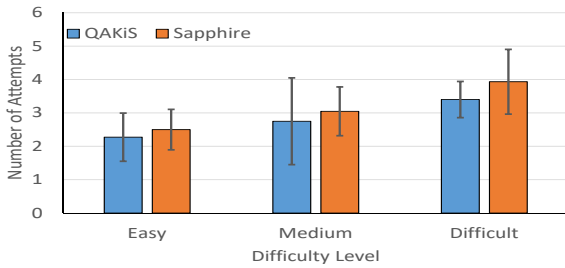


Fig. 10: Average number of attempts before finding an answer.

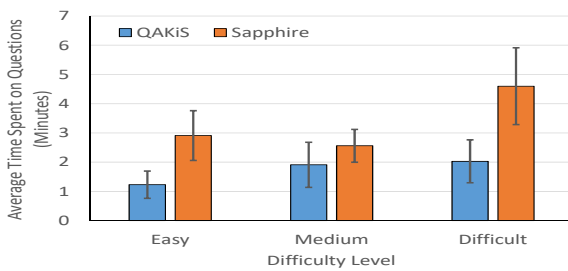


Fig. 11: Average time spent on answered queries.

7.1.2 Quantitative Results

We first investigate whether Sapphire helped users find answers to their assigned questions, and how it compares to QAKiS. A total of 48 questions in each category was given to the participants in this study (16 participants \times 3 questions per category, excluding the first warm-up question). We first study the success rate

in answering these questions. That is, of the questions given to a user, what fraction was answered correctly? Figure 8 shows the success rate of finding answers for the 48 questions in each category using Sapphire and QAKiS. The bars in the figure show the average success rate, averaged over the 16 participants. We also report the 95% confidence interval to demonstrate that the findings are consistent among all participants. Whenever we observed a noticeable difference between Sapphire and QAKiS (in all experiments), we calculated the p-value and found it to be less than the significance level (0.05), which indicates that these differences are statistically significant. The figure shows that Sapphire is superior to QAKiS in the medium and difficult categories, while both systems perform the same for the easy category. Participants found answers for over 80% of the medium difficulty questions using Sapphire, compared to around 50% using QAKiS. The gap widens for the difficult category, where participants answered almost 80% of the questions using Sapphire and only 35% using QAKiS.

The success rate does not tell the full story since some questions are easier than others and some users are better at answering questions than others, regardless of the difficulty category or the system used. Another way to compare the two systems is to see, for every question, whether that question was answered by any participant. Figure 9 shows the percentage of questions answered by at least one participant using both systems. The figure shows that every question was answered by at least one participant using Sapphire, while QAKiS could find answers for only 63% of the questions in the medium category and 30% in the difficult category.

Figure 10 shows the average number of attempts the participants went through before finding an answer in each category. An attempt is counted when a participant clicks “Run” to issue a query. Sapphire requires slightly more attempts than QAKiS, but the numbers are comparable and not statistically significant (p-value > 0.05). This demonstrates that Sapphire is not overly difficult to use despite the need to describe a query in a structured format. Note that attempts are counted only for the questions that were answered correctly. Participants gave up on finding an answer for a question after 3 to 4 attempts when using QAKiS, and after 3 to 5 attempts when using Sapphire.

Sapphire does require more time to use than QAKiS, as demonstrated in Figure 11, which shows the time the participants spent on questions from each category. The figure only shows the time spent on questions that were answered successfully. The figure shows that participants spent more time using Sapphire than QAKiS

for all difficulty categories. This is expected due to the fundamentally different approach of describing a question in Sapphire. A participant spends more time to describe the question as a set of triple patterns, and to examine Sapphire’s suggestions and choose from them. This additional effort is justified by Sapphire’s ability to find answers to more questions.

In summary, the user study shows that Sapphire is more effective than QAKiS at answering medium and difficult questions. The cost of this effectiveness is more time spent in answering the questions.

7.1.3 Qualitative Results

After each session, we surveyed the participants about their experience using Sapphire and how it compares to QAKiS. The comments we received are consistent across participants: At first, they find it difficult to express the question using triple patterns (due to the lack of experience in RDF) but are still able to answer the questions. However, when they get used to this style of querying, Sapphire becomes much easier to use. They also agree that Sapphire is much more helpful than QAKiS in answering more difficult questions.

Another observation we make from viewing the recorded sessions is that different participants answering the same question sometimes take different approaches and use different terms, but end up with the same SPARQL query. In other cases, different participants end up with different queries to find the same answer. For example, some participants rank results by a condition and select the correct answers while others include the condition in the triple patterns of the query. This demonstrates the flexibility and effectiveness of Sapphire.

For another qualitative perspective on Sapphire, we recruited two SPARQL experts, one with no experience in querying DBpedia and the other with three years of experience. The two participants were asked to write SPARQL queries to find answers to the 48 questions used in the user study, with and without Sapphire. Without Sapphire, i.e., interacting directly with the SPARQL endpoint of DBpedia, the first participant was unable to answer any of the questions because he does not know how the DBpedia URIs are represented and what kind of vocabulary is used in it. When using Sapphire, he was able to find answers to most questions. The participant with three years experience in DBpedia answered most questions. Sapphire did help him answer the questions he failed to find answers for using DBpedia’s SPARQL endpoint. Both experts agreed on Sapphire’s value in helping users to write SPARQL queries against data sources they are less familiar with

and expressed interest in using Sapphire for their future projects.

7.2 Comparison to Other Systems

In this section, we compare Sapphire to other state of the art systems for querying RDF data. We compare to the systems participating in the QALD-5 competition [25]. In addition, we also compare to (a) QAKiS, which is used in our user study, (b) the more recent natural language QA system KBQA [10], (c) the recent approximate query matching system S^4 [31], and (d) the recent query-by-example system SPARQLByE [11]. We use the questions from QALD-5 (50 questions) and the performance measures used in this competition. We copy the performance numbers of the systems that participated in QALD-5 and of KBQA from [10]. We obtain performance numbers ourselves for QAKiS and SPARQLByE, both of which are publicly available. We also obtained performance numbers ourselves for S^4 , which we implemented.

QAKiS is a natural language QA system, and we allow up to 3 attempts for each question. In these attempts, we do not change the query terms using our knowledge of the vocabulary. For example, the question “What is the revenue of IBM?” can be paraphrased in a different attempt as “IBM’s revenue”, but we would not change it to “IBM’s income”.

S^4 constructs a summary graph of the data in on-offline step, and accepts SPARQL queries that it rewrites to match the structure of the data based on the summary graph. S^4 expects the predicates and literals to be correct, so we use Sapphire to help us find predicates and literals that exist in DBpedia when constructing the SPARQL query for S^4 . We compose the SPARQL query for S^4 based on the question in QALD-5, restricting ourselves to the terms in the question. S^4 rewrites the query and we execute the rewritten query using FedX.

SPARQLByE requires the user to provide example answers. The system attempts to learn the commonalities between these answers and capture them in a SPARQL query. The answers of this SPARQL query are presented to the user as additional candidate answers, and the user can mark them as correct or incorrect. SPARQLByE requires at least two sample answers so we use it for questions that have three answers or more in their gold standard result. We present two answers from the gold standard result as inputs to SPARQLByE, and we provide feedback to the system until it finds the correct query or cannot learn any more (i.e., cannot modify the query).

	$\#pro$	%	$\#ri$	$\#par$	R	R^*	P	P^*	F_1	F_1^*
Xser [28]	42	84%	26	7	0.52	0.66	0.62	0.79	0.57	0.72
APEQ [25]	26	52%	8	5	0.16	0.26	0.31	0.50	0.21	0.34
QAnswer [21]	37	74%	9	4	0.18	0.26	0.24	0.35	0.21	0.30
SemGraphQA [6]	31	62%	7	3	0.14	0.20	0.23	0.32	0.17	0.25
YodaQA [25]	33	40%	8	2	0.16	0.20	0.24	0.30	0.19	0.24
QAKiS [7]	40	80%	14	9	0.28	0.46	0.35	0.58	0.31	0.51
KBQA [10]	8	16%	8	0	0.16	0.16	1.0	1.0	0.28	0.28
S^4 [31]	26	52%	16	5	0.32	0.42	0.62	0.81	0.42	0.55
SPARQLByE [11]	7	14%	4	0	0.08	0.08	0.57	0.57	0.14	0.14
Sapphire	43	86%	43	0	0.86	0.86	1.0	1.0	0.92	0.92

Table 1: Comparing systems using questions from QALD-5.

When using Sapphire, we only use terms from the question to enter the query, as we did with other systems. We then use Sapphire’s suggestions to complete and modify the query until an answer is found. We do not use our knowledge of the vocabulary to change the terms or query structure.

The systems are evaluated using the following performance measures [25, 10]: 1. The number of questions that are processed and for which answers are found ($\#pro$). 2. The number of questions whose answers are correct ($\#ri$). 3. The number of questions whose answers are partially correct ($\#par$). In addition, the following recall and precision measures are computed, where $\#total$ is the total number of questions in the question set: *Recall* defined as $R = \frac{\#ri}{\#total}$, *partial recall* defined as $R^* = \frac{\#ri + \#par}{\#total}$, *precision* defined as $P = \frac{\#ri}{\#pro}$, *partial precision* defined as $P^* = \frac{\#ri + \#par}{\#pro}$, F_1 defined as $2 \cdot \frac{P \cdot R}{P + R}$, and F_1^* defined as $2 \cdot \frac{P^* \cdot R^*}{P^* + R^*}$.

Table 1 shows the performance of the different systems. The table shows that Sapphire outperforms all other systems on all measures. Natural language QA systems suffer from low precision due to the challenge of inferring the structure and terms of a SPARQL query from the natural language formulation of the question. This challenge is not faced by Sapphire, which helps the user to directly construct SPARQL queries. Therefore, Sapphire has a precision of 1.0 for the questions it is able to answer. Among the natural language systems, KBQA has precision of 1.0 like Sapphire, but it has much lower recall. This is because KBQA focuses only on factoid questions. If only the factoid questions are considered, KBQA achieves a recall of 0.67, still lower than Sapphire. S^4 , while lower in performance than Sapphire, performs better than other systems. SPARQLByE has much lower recall than other systems because it cannot answer most of the questions.

The table justifies our choice of QAKiS as a representative QA system in our user study. Other than Xser and S^4 , QAKiS is the best performing system af-

ter Sapphire in terms of recall and F-measure. Xser is not publicly available. S^4 requires exact knowledge of the literals and URIs in the queried dataset, which we deem too difficult for a user study.

7.3 Sapphire Response Time

7.3.1 QCM

It is important for the QCM to provide auto-complete suggestions with very low response time in order to guarantee an interactive experience for users. We measure the response time of the QCM in the user study. Two components contribute to the response time of the QCM: the lookup in the suffix tree, and the sequential search in the bins of literals. We have found that the total response time of these two components is, on average, 0.16 seconds when including 40K significant literals in the suffix tree and using 8 cores for the sequential search in the residual bins. This response time is low enough to provide a good interactive experience.

We now study the two components of this response time in more detail. We have found that a lookup operation in the suffix tree takes approximately 0.25 milliseconds, regardless of the number of literals that are indexed. This response time is certainly low enough for an interactive user experience. Recall that matches in the suffix tree are returned immediately to the user before the search in the bins of literals begins. Thus, having a hit (match) in the suffix tree greatly enhances the interactive experience, since the user sees auto-complete suggestions very quickly. Even if these suggestions are not chosen by the user, they still give an impression of a responsive system. Therefore, a higher hit ratio in the suffix tree is better for interactive response of the QCM. The hit ratio (fraction of query terms for which a match is found in the suffix tree) depends on the number of literals included in the suffix tree. Our experiments show that even with only 40K literals in the suffix tree, we achieve a hit ratio of 50%.

The second component of the QCM response time is the sequential search in the literal bins. Recall that the bins to be searched are filtered based on the length of the term entered by the user. We have found that, on average, this filtering eliminates 46% of the literals to be searched. The search in the residual bins takes 0.6 seconds when using 1 core, and 0.16 seconds when using 8 cores. The takeaway of this experiment is that the QCM can provide interactive response time by utilizing more cores.

7.3.2 QSM

The logs of our user study indicate that participants used the suggestions of the QSM in over 90% of the questions. Users utilized alternative predicates in 28% of the questions, alternative literals in 17% of the questions, and relaxed query structure in 67% of the questions. This demonstrates the crucial role the QSM plays in guiding the user towards correctly describing her questions. The QSM spends around 10 seconds on average before returning suggestions to the user. This is acceptable since the QSM does not interact with the user while she is typing. Instead, the user waits for suggestions from the QSM, and a 10 second wait is reasonable.

8 Conclusion

In this paper, we introduced Sapphire, a tool that helps users construct SPARQL queries that find the answers they need in RDF datasets. Sapphire caches data from the datasets to be queried and uses this cached data to suggest completions for SPARQL queries as the user is entering them, and modifications to these queries after they are executed. We have shown Sapphire to be effective at helping users with no prior knowledge of the queried datasets answer complex questions that other systems fail to answer. As such, Sapphire is a valuable tool for querying the LOD cloud.

References

1. RDF schema 1.1, <http://www.w3.org/TR/rdf-schema/>.
2. Schema-agnostic queries over large-schema databases. <http://sites.google.com/site/eswcsaq2015/>.
3. SPARQL 1.1 query language. <http://www.w3.org/TR/sparql11-query/>.
4. M. Arenas, G. I. Diaz, and E. V. Kostylev. Reverse engineering SPARQL queries. In *Proceedings of the International World Wide Web Conference (WWW)*, 2016.
5. S. Auer, C. Bizer, G. Kobilarov, J. Lehmann, R. Cyganiak, and Z. Ives. DBpedia: A nucleus for a web of open data. In *Proceedings of the International Semantic Web Conference (ISWC)*. 2007.
6. R. Beaumont, B. Grau, and A.-L. Ligozat. Sem-GraphQA@ QALD5: LIMSI participation at QALD5@ CLEF. In *CLEF Working Notes Papers*, 2015.
7. E. Cabrio, J. Cojan, A. P. Aproso, B. Magnini, A. Lavelli, and F. Gandon. QAKiS: an open domain QA system based on relational patterns. In *Proceedings of the International Semantic Web Conference (ISWC)*, 2012.
8. P. Cimiano, C. Unger, and J. McCrae. Ontology-based interpretation of natural language. *Synthesis Lectures on Human Language Technologies*, 7(2), 2014.
9. W. W. Cohen, P. Ravikumar, S. E. Fienberg, et al. A comparison of string distance metrics for name-matching tasks. In *IJCAI Workshop on Information Integration on the Web (IIWeb-03)*, 2003.
10. W. Cui, Y. Xiao, H. Wang, Y. Song, S.-w. Hwang, and W. Wang. KBQA: Learning question answering over QA corpora and knowledge bases. *Proceedings of the VLDB Endowment (PVLDB)*, 10(5), 2017.
11. G. Diaz, M. Arenas, and M. Benedikt. SPARQLByE: Querying RDF data by example (demo). *Proceedings of the VLDB Endowment (PVLDB)*, 9(13), 2016.
12. X. Dong and A. Halevy. Indexing dataspace. In *Proceedings of the ACM SIGMOD International Conference on Management of Data*, 2007.
13. A. El-Roby, K. Ammar, A. Aboulmaga, and J. Lin. Sapphire: Querying RDF data made simple (demo). *Proceedings of the VLDB Endowment (PVLDB)*, 2016.
14. A. Fader, L. Zettlemoyer, and O. Etzioni. Open question answering over curated and extracted knowledge bases. In *Proceedings of the ACM SIGKDD International Conference on Knowledge Discovery and Data Mining*, 2014.
15. A. V. Goldberg and R. F. F. Werneck. Computing point-to-point shortest paths from external memory. In *ALENEX/ANALCO*, 2005.
16. F. K. Hwang, D. S. Richards, and P. Winter. *The Steiner tree problem*, volume 53. 1992.
17. R. M. Karp. Reducibility among combinatorial problems. In *Complexity of computer computations*. 1972.
18. C. Kiefer, A. Bernstein, and M. Stocker. The fundamentals of iSPARQL: A virtual triple approach for similarity-based semantic web tasks. In *Proceedings of the International Semantic Web Conference (ISWC)*, 2007.
19. K. J. Kochut and M. Janik. SPARQLer: Extended SPARQL for semantic association discovery. In *Proceedings of the European Semantic Web Conference (ESWC)*, 2007.
20. V. Lopez, M. Fernández, E. Motta, and N. Stieler. PowerAqua: supporting users in querying and exploring the semantic web. *Semantic Web*, 3(3), 2011.
21. S. Ruseti, A. Mirea, T. Rebedea, and S. Trausan-Matu. Qanswer-enhanced entity matching for question answering over linked data. In *CLEF Working Notes Papers*, 2015.
22. A. Schwarte, P. Haase, K. Hose, R. Schenkel, and M. Schmidt. FedX: Optimization techniques for federated query processing on linked data. In *Proceedings of the International Semantic Web Conference (ISWC)*. 2011.
23. E. Ukkonen. On-line construction of suffix trees. *Algorithmica*, 1995.
24. C. Unger, L. Bühmann, J. Lehmann, A.-C. Ngonga Ngomo, D. Gerber, and P. Cimiano. Template-based question answering over RDF data. In *Proceedings of the International World Wide Web Conference (WWW)*, 2012.

25. C. Unger, C. Forascu, V. Lopez, A.-C. N. Ngomo, E. Cabrio, P. Cimiano, and S. Walter. Question answering over linked data (QALD-5). In *CLEF Working Notes Papers*, 2015.
26. C. Unger, J. McCrae, S. Walter, S. Winter, and P. Cimiano. A lemon lexicon for dbpedia. In *Proceedings of the International Conference on NLP & DBpedia - Volume 1064*, 2013.
27. P. Weiner. Linear pattern matching algorithms. In *Annual Symposium on Switching and Automata Theory*, 1973.
28. K. Xu, S. Zhang, Y. Feng, and D. Zhao. Answering natural language questions via phrasal semantic parsing. In *CLEF Working Notes Papers*, 2014.
29. M. Yahya, K. Berberich, S. Elbassuoni, and G. Weikum. Robust question answering over the web of linked data. In *Proceedings of the ACM International Conference on Information and Knowledge Management (CIKM)*, 2013.
30. S. Yang, Y. Wu, H. Sun, and X. Yan. Schemaless and structureless graph querying. *Proceedings of the VLDB Endowment (PVLDB)*, 7(7), 2014.
31. W. Zheng, L. Zou, W. Peng, X. Yan, S. Song, and D. Zhao. Semantic SPARQL similarity search over RDF knowledge graphs. *Proceedings of the VLDB Endowment (PVLDB)*, 9(11), 2016.

A Initialization Queries

This appendix presents the SPARQL queries used in initializing Sapphire. SPARQL queries are typically provided with limited resources by the remote endpoints. A long-running query that is expected to consume a lot of resources may be rejected by the remote endpoint. If the query is accepted, it will likely time out. Therefore, the initialization queries of Sapphire are broken down into multiple queries that are less resource-intensive and therefore less likely to time out. These queries are as follows.

1. Finding predicates sorted by their frequency (not a resource-intensive query):

```
Q1) SELECT DISTINCT ?p (COUNT(*) AS ?frequency)
WHERE {
  ?s ?p ?o
}
GROUP BY ?p
ORDER BY DESC(?frequency)
```

2. Finding literals and most significant literals: The queries used to find literals need to be carefully structured to minimize their execution time and the chances of timing out. The key to achieving this goal is increasing the selectivity of the query. We focus on two common characteristics of RDF data that are relevant to Sapphire: 1. Entities are associated with RDF types or schema classes. 2. Literals of interest in Sapphire are associated with a limited set of predicates.

Some datasets are well-structured and have a hierarchy of RDF schema classes, with each entity in the dataset belonging to a class. This is the case for most of the datasets that we encountered on the LOD cloud. We can exploit this characteristic by restricting the retrieval of literals to part of the class hierarchy. The following query finds all classes and their subclasses in a dataset:

```
Q2) PREFIX rdfs: <http://www.w3.org/2000/01/rdf-schema#>
PREFIX owl: <http://www.w3.org/2002/07/owl#>
SELECT DISTINCT ?class ?subclass
WHERE{
```

```
?class a owl:Class.
?class rdfs:subClassOf ?subclass
}
```

For datasets that do not have an RDF schema class hierarchy, we can exploit the most used property in the LOD¹⁴ (RDF types) in the dataset. The following query is used to find all types in the dataset sorted by their frequency:

```
Q3) SELECT DISTINCT ?o (COUNT(?s) AS ?frequency)
WHERE{
  ?s a ?o.
}
GROUP BY ?o
ORDER BY DESC(?frequency)
```

In both cases, the following query is used to find predicates sorted by the number of associations to literals:

```
Q4) SELECT DISTINCT ?p (COUNT(?o) AS ?frequency)
WHERE{
  ?s ?p ?o.
  Filter (isliteral(?o))
}
GROUP BY ?p
ORDER BY DESC(?frequency)
```

The top k of these predicates are filtered based on whether they satisfy the filtering conditions on the language of the literals they are associated with and the length of these literals. This filtering is done by issuing the following query multiple times, once for each predicate. The placeholder `$PREDICATE$` is replaced with the current predicate being queried:

```
Q5) SELECT DISTINCT ?o
WHERE{
  ?s $PREDICATE$ ?o.
  Filter (isliteral(?o) && lang(?o) = 'en' &&
    strlen(str(?o)) < 80)
}
LIMIT 1
```

After issuing these queries to retrieve and filter predicates, if the dataset uses RDF schema classes, Sapphire constructs the tree representing the class hierarchy. Starting from the root of this tree, the following query is issued to find if literals associated with entities of a certain class (type) `$TYPE$` with a predicate `$PREDICATE$` can be found. This query is issued iteratively, iterating over all classes and predicates:

```
Q6) SELECT DISTINCT ?o
WHERE{
  ?s a $TYPE$.
  ?s $PREDICATE$ ?o.
  Filter (isliteral(?o) && lang(?o) = 'en' &&
    strlen(str(?o)) < 80).
}
```

If a query on the class `$TYPE$` times out, queries over subclasses of this class are issued. If the query succeeds and returns an answer, then issuing the same queries over the subclasses is redundant.

In the case of datasets that do not use an RDF schema class hierarchy, we need a different way to reduce query result size. For this, we use `LIMIT` and `OFFSET`. Specifically, we issue the following query multiple times, iterating over `$TYPE$` and `$PREDICATE$`, and using `LIMIT` and `OFFSET` to paginate the answers so that the query does not time out:

¹⁴ <http://stats.lod2.eu/properties>

```

Q7) SELECT DISTINCT ?o
WHERE{
?s a $TYPE$.
?s $PREDICATE$ ?o.
Filter (isliteral(?o) && lang(?o) = 'en' &&
strlen(str(?o)) < 80).
}
LIMIT $LIMIT$
OFFSET $OFFSET$

```

Finally, we need to find the most significant literals. The following query template is used for this, and it is issued iteratively similar to Q7:

```

Q8) SELECT DISTINCT ?o (COUNT(?subject) AS ?frequency)
WHERE{
?s a $TYPE$.
?subject ?p ?s.
?s $PREDICATE$ ?o.
FILTER(lang(?o) = 'en' && strlen(str(?o)) < 80)
}
GROUP BY ?o
ORDER BY DESC(?frequency)
LIMIT $LIMIT$
OFFSET $OFFSET$

```

Recall that \$PREDICATE\$ is associated with literals. Therefore, the literal filter is not added and only the filters on language and length are used.

Much of the complexity of the above queries is to avoid timeouts at the remote endpoints. This is important when using Sapphire in a *federated* architecture. Recall that Sapphire can also be used in a *warehousing* architecture, where all the datasets are stored locally on the same server as Sapphire. In the warehousing architecture, no limitations are placed on querying the dataset, e.g., no resource constraints and no timeouts. This makes finding literals much simpler since we can issue long-running SPARQL queries without worrying about timeouts.

Specifically, the following query can be used to find literals filtered by length and language in the warehousing architecture (\$LIMIT\$ and \$OFFSET\$ can still be used to restrict the number of results returned, if needed):

```

Q9) SELECT DISTINCT ?o
WHERE{
?s ?p ?o.
FILTER(isliteral(?o) && lang(?o) = 'en' &&
strlen(str(?o)) < 80)
}
GROUP BY ?o
LIMIT $LIMIT$
OFFSET $OFFSET$

```

The following query finds the most significant literals in the warehousing architecture if there are no timeout constraints (again, with \$LIMIT\$ and \$OFFSET\$ if needed):

```

Q10) SELECT DISTINCT ?o (COUNT(?s1) AS ?frequency)
WHERE{

```

```

?s1 ?p ?s2.
?s2 ?p2 ?o.
FILTER(isliteral(?o) && lang(?o) = 'en' &&
strlen(str(?o)) < 80)
}
GROUP BY ?o
ORDER BY DESC(?frequency)
LIMIT $LIMIT$
OFFSET $OFFSET$

```

B Queries Used for User Study

B.1 Easy Queries

1. Country in which the Ganges starts
2. John F. Kennedy's vice president
3. Time zone of Salt Lake City
4. Tom Hanks's wife
5. Children of Margaret Thatcher
6. Currency of the Czech Republic
7. Designer of the Brooklyn Bridge
8. Wife of U.S. president Abraham Lincoln
9. Creator of Wikipedia
10. Depth of lake Placid

B.2 Medium Queries

1. Instruments played by Cat Stevens
2. Parents of the wife of Juan Carlos I
3. U.S. state in which Fort Knox is located
4. Person who is called Frank The Tank
5. Birthdays of all actors of the television show Charmed
6. Country in which the Limerick Lake is located
7. Person to which Robert F. Kennedy's daughter is married
8. Number of people living in the capital of Australia

B.3 Difficult Queries

1. Chess players who died in the same place they were born in
2. Books by William Goldman with more than 300 pages
3. Books by Jack Kerouac which were published by Viking Press
4. Films directed by Steven Spielberg with a budget of at least \$80 million
5. Most populous city in Australia
6. Films starring Clint Eastwood direct by himself
7. Presidents born in 1945
8. Find each company that works in both the aerospace and medicine industries
9. Number of inhabitants of the most populous city in Canada