

Face Recognition in Low Quality Images: A Survey

Pei Li¹

Loreto Prieto²

Domingo Mery²

Patrick Flynn¹

¹Department of Computer Science and Engineering

University of Notre Dame

²Department of Computer Science

Pontificia Universidad Católica de Chile

Abstract—Low-resolution face recognition (LRFR) has received increasing attention over the past few years. Its applications lie widely in the real-world environment when high-resolution or high-quality images are hard to capture. One of the biggest demands for LRFR technologies is video surveillance. As the the number of surveillance cameras in the city increases, the videos that captured will need to be processed automatically. However, those videos or images are usually captured with large standoffs, arbitrary illumination condition, and diverse angles of view. Faces in these images are generally small in size. Several studies addressed this problem employed techniques like super resolution, deblurring, or learning a relationship between different resolution domains. In this paper, we provide a comprehensive review of approaches to low-resolution face recognition in the past five years. First, a general problem definition is given. Later, systematically analysis of the works on this topic is presented by category. In addition to describing the methods, we also focus on datasets and experiment settings. We further address the related works on unconstrained low-resolution face recognition and compare them with the result that use synthetic low-resolution data. Finally, we summarized the general limitations and speculate a priorities for the future effort.

I. INTRODUCTION

A. Problem description

Face recognition has been a very active area of research in computer vision for decades. A series of face image databases (including FERET [1]) in the 1990s has encouraged innovation, proceeding more powerful facial recognition technology. Deep learning techniques re-emerged in computer vision domain in recent years, along with various large facial datasets like LFW [2], YouTube faces [3], Casia-webface [4], Megaface [5]. Deep model architectures [6] [7] [8] has boosted the performance of face recognition to a much higher levels.

Recent research is growing active in LRFR task due to the government's effort in enhancing public safety with increasing number of surveillance devices deployed. In low-resolution face recognition, a common surveillance task could fall into two-fold, given a list of suspects, try to verify whether a person in the surveillance scene is on this list (in face recognition known as the gallery). Usually, the gallery images are high-resolution frontal images of high quality. The probe images are taken with relative large standoffs without user cooperation. We call this type of images real low-resolution images as opposed to low-resolution images obtained by down-sampling. The images are not only lower in resolution but also have a higher-noise level and deviate in other ways from the

high-resolution gallery images. However, most classifiers are designed to work properly for face images of the same high-resolution level in the gallery and probe set, but cannot handle the resolution and quality mismatch when LR probe is involved.

B. Applications and Relevance

Face recognition systems are now deployed on a large scale and their use is expanding to include mobile device security and the retail industry as well as public surveillance for security. Compared to face recognition in a controlled environment with stable pose and illumination, face recognition under less constrained scenarios perform less satisfactory due to the low quality of the face images captured. The cameras used for surveillance usually have limited resolution and are far from the subjects. Face recognition in images, captured by surveillance devices usually lack high frequency or detailed discriminative features and can be blurry caused by camera out-of-focus and unpredictable movement of the targeted subject, it can be difficult to detect facial landmarks which causes face alignment to fail. All of these factor mentioned above made LRFR an extremely challenging task with meaningful value in practice.

The general face recognition problem has been carefully summarized in several survey papers [9]–[14] and its performance has improved significantly in recent years, to a level comparable to that of humans [6] [7] [8]. However, unlike the traditional face recognition task, low-resolution face recognition is challenging in several parts of the traditional face recognition pipeline depict in Figure. 1. Face detection applied to surveillance quality images is the first challenge in the pipeline, although state-of-the-art method [15]–[17] recent years on large face detection challenges like Widerface [18] and FDDB [19] achieve excellent results with face images usually larger than 20x20 pixels. Another challenge is face alignment. Most face landmark detectors are trained on high-resolution face images with distinct landmarks, and can be expected to fail when applied on LR face images. Misalignments are also damaging to performance due to the face region is small size. In summary, the LR face images have several challenge attributes:

- Small face region and lack of details: Some of the faces captured by normal surveillance cameras are low-resolution. Some video frames are captured by high-resolution cameras but from large standoffs. Although the

face region is large in term of in pixel level, it lacks local details which are essential for face recognition.

- Blurry: Contain various level of blurriness caused by either poor focus or movement of the subject.
- Non-aligned: Face landmark detection is highly challenging on low-resolution faces which results in automatic face alignment failure or inaccuracy [9] [20] [21].
- Variety in dimension: As a common surveillance task, the target subject could walk in a completely unconstrained way, getting closer or further to the camera with a random angle of views. This lead to various size of face detection result. When there is a large difference in the dimension, face matching performance might be influenced.

There have been studies on define LR images. The most intuitive way is by looking at the size of the faces usually defined by the distance between the two eyes or the size of the bounding box which contain the face region. In [22], Xu et al. investigated the problem of how much face-SR can improve face recognition. They reached the conclusion that when the resolution of the input LR faces is larger than 32 32 pixels, the super-resolved HR face images can be better recognized than the LR face images; however, when the input faces have very low dimension (e.g., 8 8 pixels), some of the face SR approaches do not work properly. Wang et. al [23] summarised previous work reported **The best resolution** and **The minimal resolution**. Xu et.al [24] investigated three important factors that influence face recognition performance: type of cameras(high definition cameras vs surveillance cameras), the distance between the object and camera, and how the LR face images are collected(by downsampling the HD face images or raw). Xu et.al compared FR performance with faces of different qualities obtained form high definition cameras and surveillance at different standoffs and discovered that the down-sampled face images are not good representations of captured LR images for face recognition and the performance kept degrade when the resolution went lower which was the same case in both of the scenarios.

It is discovered that the best performance is not obtained by the highest resolution. The minimal resolution for face recognition depends on different methods and databases. Marchiniak et.al [25] presented the minimum requirements for the resolution of facial images by comparing various face detection techniques. In addition, they also gave analysis on the influence of the resolution reduction on the FAR/FRR of the recognition.

Extended works have been carried out in recent years on evaluating image quality. Peng et.al [21] demonstrated quantities result on the difference in recognition performance between real low-resolution images and images down-sampled from high-resolution ones. This indicated that the potential distribution variance between real and synthetic LR face images and how could we define what is LR face images. Phillips et.al [26] introduced a greedy pruned ordering (GPO) as an approximation to an image quality oracle which provides an estimated upper bound for quality measures. They compared this standard against 12 commonly proposed face image quality measures. Kim et.al [27] proposed a new automated face quality assessment (FQA) framework cooperated with a

practical FR system with a candidate filtering. It shows that the cascaded FQA can successfully discard face images that could negatively affect FR. They demonstrated that the recognition rate on FRGC2.0 dataset raised from 90.2 to 95.21 when not qualified faces are rejected by their methods.

C. Human VSION Performance

Human visual object recognition is typically rapid and seemingly effortless, which is treated as the best benchmark when comparing to manually designed algorithms. Although the state-of-the-art machine learning models such as deep neural networks (DNNs) have achieved human-level classification performance on some tasks, they seem not capable enough to handle the LR recognition problem. Several human studies conducted on LRFR have been carried out suggesting both the performance and influence of human regard to the LRFR task. As early as the 1990s, Burton et.al [28] examined the ability of subjects to identify target people captured by a commercially available video security device. By obscuring face, gait, and body, they conclude that subjects were using information from the face to identify people in these videos. There was a smaller reduction in accuracy when a persons gait or body was concealed compared to when face was concealed. This indicates that face, if available is a more important clue for identifying people's identity in LR video. More studies have shown quantitive result over human performance with LR face images, Rowden et.al [29] reported unconstrained face recognition performance by computer and human being which lead to an improved solution combining human and commercial face matcher. Roberson et.al [30] evaluated the performance of four working human super face recognizer within the police force and consistently find that these group of people were at well above normal levels on tests of unfamiliar and familiar face matching, even with degraded images (30 pixels wide x 45 pixels high). The human super face recognizer achieved 93 percent with familiar face matching containing 30 famous celebrities in 60 different matching trials. Noyes et.al [31] discovered that Changing camera-to-subject distance (0.32m versus 2.70m) impaired perceptual matching of unfamiliar faces, even though the images were presented at the same size. However, the matching on the familiar face was accurate across conditions, indicating that perceptual constancy compensates for distance-related changes in optical face shape.

Wang et. al [23] provided a comprehensive summary of works on LRFR prior to 2012. The paper aim to capture work since 2012 and is organized as follows: In Section ?? a detailed overview of LRFR is given including its concept definition, application, and system pipeline. On the technique level, we preliminary categorize and compared the most recent approaches as well as the datasets used for evaluation. in Section VIII we carefully reviewed the datasets, experiment setting, evaluation protocol and performance of the methods discussed in Section ?. We showcase the research effort on the LRFR approaches in two aspects: general LRFR which studies artificially generated LR face images and LR face images captured in the wild which is designed for LRFR

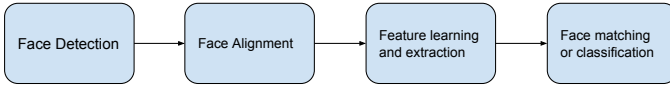


Fig. 1: A general face recognition system pipeline

in some real life scenario such as surveillance. Finally, in Section X, the conclusions, a vision for future works and challenges are discussed.

D. Computer Vision Solutions

Traditionally, the LRFR approaches lie in several categories as [23] defines. There have been more extensions and improvement over the classical methods. However, deep learning, as an effective way to learning good representations over various tasks, also achieves impressive results on LRFR problem. We list all the methods employed deep learning separately since they share similarities in designing and optimization. We also include the image deblurring as another task which closely connected with LRFR task, which has been studied extensively. Finally, we roughly categorize the most state-of-the-art methods into six categories, super-resolution based method, method employ low-resolution robust feature, methods learning unified space, deep learning based method, LRFR caused by blurriness and approaches using other ways of modeling. Each will be reviewed in Sec II, III, IV, V VI and VII.

II. SUPER RESOLUTION BASED METHODS

The accuracy of the traditional face recognition systems is drastically degraded when encountered with low-resolution faces. The most intuitive way for identifying the low-quality face images automatically or by a human is to provide a super-resolved version of the images so that more informative details can be perceived. State-of-the-art face super-resolution (SR) methods have been proposed over the past few years, which boost up both the performance on visual assessment and recognition. In this section, we expand our review by introducing the following approaches in two tracks. One of them focuses on reconstructing visually high-quality images, the other designed their approach for face recognition oriented super-resolution or these two targets mutually benefit each

other. within each subsection, the methods are reviewed either by time order or their correlations. There is also another way to category these super-resolution methods into reconstruction based or learning based as Wang et.al state in [23], which is decided by whether the process incorporated any specific prior information during the super-resolving process. However, learning based approaches achieved a better result and dominated the most recent works.

A. Visual quality driven face super-resolution

Resolving LR faces to HR faces introduces more details on the pixel level which is potentially good for boosting the recognition rate, however, it might introduce artifacts too. One way of measuring how good is the resolved LR faces is by the human visual system. Some metrics like the peak-signal-to-noise ratio (PSNR) as well as the structural similarity index measure (SSIM) are designed for quantitatively measuring the structural level similarity of the original HR face images and the super-resolved one, which can reflect the visual quality at the same time. The recognition step is followed by the face super-resolution and usually achieved better performance compared to directly match LR face probes with HR face gallery images.

Sparse representation based method is widely used for super-resolution LR face images by assuming that each LHR patch-pair is sparsely represented over the transformation matrix where the resulting representations are correspondent. Yang et.al [32] discovered that image patches can be well-represented as a sparse linear combination of elements from an appropriately chosen over-complete dictionary. By jointly training two dictionaries for the LR and HR image patches with local sparse modeling, more compact sparse representations were got, which were both robust to natural noises and computationally efficient. Wang et.al [33] proposed an end-to-end CNN based sparse modeling method that achieved better performance. Jiang et.al [34] was able to alleviate the noise effect during the sparse modeling process by using a locality-based smooth constraint. Farrugia et.al [35] estimated the HR patch by the globally optimal LR patches. Sparse coding scheme with Multivariate ridge regression was used in the local patch projection model which then the LR patches is hallucinated and stitched together to form the HR ones. Jiang et.al [36] employed multi-layer locality-constrained iterative neighbor embedding technique to super-resolve the face images from coarse-to-fine as well as preserving the geometry of original HR space. Similar, Lu et.al [37] used a locality-constrained low-rank representation scheme to handle the problem. Xu et.al [38] form the super-resolution task as a missing pixel problem. It employed a solo dictionary learning scheme to structurally fill pixels into LR face images to recover its HR face counterpart. Bulat et.al [39] also form the super-resolution task as interpolating pixels in LR face images using smooth regression on local patches. The relationship between LR pixels and missing HR pixels of is then learned for super-resolution task. Some state-of-the-art approaches as [40] [41] [42] [43] employed deep learning or GAN model to handle the super-resolution task. Both Bulat et.al [40] and Chen

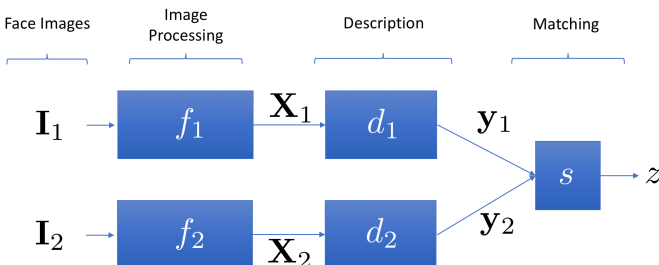


Fig. 2: General schema for recognition of low quality image faces.

et.al [42] employed facial structural prior and unsupervised face alignment method to facilitate super-resolution process in an end-to-end fashion.

B. Face super-resolution for recognition

As most of the face super-resolution method would have a direct visual result with super-resolved HR face output, which is measured using visually quantitative metric as we describe in Sec II-A, there are some other works conduct research focus on using super-resolution to enhance LRFR performance. These methods all reported comparable supreme LRFR performance on the standard public dataset. One group of methods took super-resolution as the first step to meet the good visual result and recognition evaluation followed by. Another incorporates super-resolution into recognition pipeline trying to regularize the process to generate recognition robust intermediate result or features. Compared with system doing super-resolution and recognition in separate stages, this kind of approaches emphasized on incorporating inter-class information during the learning process for a more discriminative feature that was straightly related to classification task. Some of them were able to optimize the parameters for feature extraction part as well as the classifier together during training.

1) *Super-resolution-aided LRFR recognition*: Xu et.al [24] combined the work of Yang et.al's [32] and Wang et.al's [44], employed dictionary learning for patch-based sparse representation and fusion from super-resolved face images sequences. Uiboupin et.al [45] also employed the idea of learning sparse representation using dictionary learning. However, to get more realistic output, they used two different dictionaries, one trained with natural images and facial images, another with facial images only. They further choose Hidden Markov Model for feature extraction and recognition. Aouada et.al's work is [46] inherited from the work of Beretti et.al [47], addressed the limitation using depth camera for face recognition which suffered from LR 3D scanning. It stated that the 3D scans can be processed to extract a higher resolution 3D face model. By performing a deblurring phase on the proposed 3D super-resolution method, the approach boosted up the recognition performance on Superfaces dataset [47] from 50 percent to 80 percent.

Canonical correlation analysis(CCA) has been widely adopted for manifold learning and showed its success when extending to face super-resolution in [48]. However, 1D CCA was not designed specifically for the image data. To fit the image data into 1D CCA formulation, the image has to be first converted into a 1D vector which might obsolete the appearance of an image. To overcome this, An [49] proposed a 2D CCA method that took two sets of images and explores their relations directly without vectorizing each image. It achieved the super-resolution in two steps: face reconstruction and the detail compensation for further refinement with more details. It achieved more than 30 percent of performance improvement on a combined version of CAS-PEAL-R1 dataset and CUHK dataset. In the same year, Pong [50] proposed a method enhancing the features by extracting and combining them at different resolutions. They employed the cascaded

generalized canonical correlation analysis (GCCA) to fuse the Gabor features from three level of resolution of the same image to form a single feature vector for face recognition. Jia et.al [51] also employed CCA analysis to establish the coherent subspaces for HR and LR PCA features. The super-resolution process happened in feature space that the LR PCA features were hallucinating using adaptive Piecewise Kernel Partial Least Squares (P-KPLS) predictor and fused with LBP feature for final feature representation.

Satiro et.al [52] interpolate the LR input images followed by a motion estimation which is used in a non-local mean-based SR algorithm to produce a higher quality image. An alpha-blending approach is then applied to fuse the HR images for better outputs. Wang [53] proposed a semi-coupled deep regression model for pretraining and weight initializing. They then fine-tuned their pre-trained model with different dataset including a low-resolution face dataset which achieved outstanding performance. Jiang et.al [39] also reported recognition rate on Extended Yale-B face database which achieves 89.65 percent while the original HR recognition rate is 90.17.

C. Simultaneous super-resolution and recognition

Works demonstrated the supreme of super-resolution and learning good representation and metrics simultaneously can be found in [54] [55] [56] [57] [58] [59] [60]. The earlier works were summarized in Wang et.al's work [23]. The main contribution of these group of works is that they embedded the recognition oriented constraint into the super-resolution framework or conduct features super-resolution for better representation that can achieve a good result on general HR classifiers. Compared to approaches treat super-resolution as main task and recognition followed by, fusing super-resolution and recognition in the same process force the model to learn more inter-class variant besides intra-class similarities. Three approaches based on this are presented in the later part. Zou et.al [58] state that traditional example-base or Map-based super-resolution tended to hallucinate the HR faces by minimizing the reconstruction error in LR face space, which the object function is in 1. This has its limitation when applied to LRFR task because they tend to generate HR faces look like the LR faces, but the similarity measured in the LR face space cannot hold enough information to reflect the similarity of the face in HR face space, thus serious artifacts were involved. In addition, other information from the inter-class is not fully exploited. Zou et. al tried to solve the problem by transferring the reconstruction from LR face space to HR face space 2 with regression. Moreover, the label constraint is also applied during the optimization. To handle overfitting, a clustering-based algorithm is proposed. Later, Jian [59] discovered and proved that singular values are first proved to be effective for representing face images, and the singular values of a face image at different resolutions are approximately proportional to each other with the magnification factor and largest singular value of the HR face images and the largest singular of the original LR image I_l can be utilized to normalize the global feature to form scale invariant feature vectors.3, where w_l^1 is the largest singular component of the singular value vector

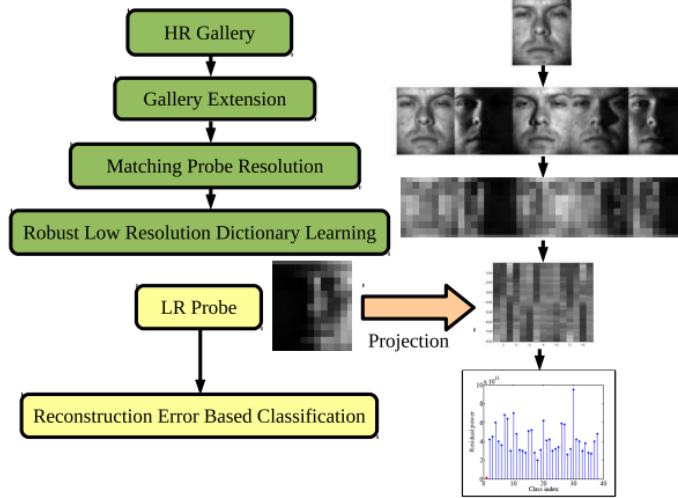


Fig. 3: Overview of the algorithm in [60]

s'_h . With the scale invariant feature, it incorporated the class information by learning two mapping matrices from HLR images pairs in the same class. The HR faces can be then reconstructed from the two mapping matrices learned.

$$\|DI_h - I_l\|^2 \quad (1)$$

$$\|RI_l - I_h\|^2 \quad (2)$$

$$s'_h = \frac{s_h}{w_h^1} \text{ and } s'_l = \frac{s_l}{w_l^1} \quad (3)$$

Shekhar et.al [60] presented a generative approach for LRFR. Image relighting method was used for data augmentation so that the robustness to illumination changes can be achieved. Following this, class-specific LR dictionaries are learned through K-SVD and sparse constraint with the reconstruction error minimized in the LR domain. In the testing phase, the LR probes are projected onto the span of the atoms in the learned dictionary using the orthogonal projector and a residual vector is calculated for each class to determine the classification result. The author extended the generic dictionary learning into non-linear space by introducing kernel functions. The training and testing phase are showing in Fig. 3

III. LOW-RESOLUTION ROBUST FEATURE

Researchers also aim at looking for LR robust feature in the past decade. These features are generally handcrafted and texture-based which does not need any learning-based strategies. However, as mentioned in Sec??, many factors need to be taken into consideration for designing the features. Misalignment and pose or lighting variation are the most important factors that degraded general face recognition which also applies to LRFR. In addition, for LRFR, the robust feature need to be scale or resolution invariant. Gait features have

been utilized to help various task since its invariant to the factors mentioned above and can be collected at a distance and without the collaboration of the person. One of the works employed gait features is Ben et.al's [61]. They proposed a feature fusion learning method to couple the LR face feature and gait feature by mapping them into a kernel-based manifold to minimize the distance between the two features extracted from the same individual. They achieve better performance on ORL database compared to the previous method like CLPM and Hunag's RBF method.

LBP feature is widely applied in face recognition as has proven to be highly discriminative and its key advantages, namely, its invariance to monotonic gray-level changes and computational efficiency. Herrmann [62] addressed the LRFR in the video by suggesting several modifications based on the local binary patterns (LBP) feature for local matching. They avoided the sparse LBP-histograms in the small local regions on low resolutions faces by using different scales and temporal fusion with head poses. They achieve recognition rate with 84 percent on the HONDA dataset and 78 percent on VidTIMIT dataset with face images downsampled to 8x8 in pixels. Kim et.al [63] extracted the LBP feature adaptively by changing the radius of the circular neighborhood based on the images' sharpness via kurtosis. It achieved up to 7 percent performance gain on CMU-PIE dataset and percent on BU-3DFE dataset compared to using the original LBP feature.

To overcome the variation in lighting condition, Zou et.al [64] proposed a GLF feature which is represented in an illumination insensitive feature space. Using the GLF feature for tracking, faces from 20*20 could be successfully tracked.

Also in the year of 2013, Khan et.al [65] and Mostafa et.al [66] conducted a study on LR facial expression recognition and LR face recognition in thermal images. Khan et.al [65] combined pyramidal approach to extract LBP feature at different resolution only from the salient region of a certain face. Mostafa et.al [66] choose Haar-like feature and Adaboost algorithm as the baseline for thermal face recognition.

They improved earlier work [67], making the output of the texture detector probability which was later combined with a shape prior model. They also introduced a normal distribution method to make the shape rotation variant. They reported performance on ND dataset using their keypoint detector and a series texture feature extraction method. They achieve above 85 percent recognition rate when the thermal face images are of size 16x16 pixels.

The work based on improving local phase equalization [68] is proposed by Xiao et. al. They improved the original LPQ in several aspects: First, they extend LPQ to LPQ plus by directly quantizing the Fourier transformation of the blurry image in a densely way. To increase the discriminative power of LPQ, they embed LPQ into fisher vector. Finally, square root and L2 normalization are added before using an SVM for classification. Face recognition rate are reported on Yale database with gaussian blur in different levels. With the largest blurry kernel, the proposed feature representation outperformed LBP by nearly 50 percent and LPQ by 30 percent.

In contrast to most existing works aiming at extracting multi-scale descriptors from the original face images, Boulkenafet et.al [69] derive a new multi-scale space through three multiscale filtering, including Gaussian scale space, Difference of Gaussian scale space and Multiscale Retinex. This new feature is used on different quality of faces images for face anti-spoofing task. LBP features are also employed in this work.

IV. LEARNING UNIFIED SPACE

Compared with super-resolution or designing LR robust features, which conduct a pipeline with enhancing the image quality first followed by feature extraction and matching, there is a big group of method focuses on constructing a connection directly between LR probe images and HR gallery images. Generally, in training process, HR and LR face image pairs will be projected into a common space for the model optimization by minimizing the specifically defined losses. In the testing phase, LR probes and HR gallery images are projected to the learned space and for similarity measurement. These spaces could be linear or non-linear depends on the model definition. In 2010, Li.et.al [70] proposed a general framework using two coupled matrices with a penalty weighting matrix included in the original objective function for the unified space learning. similarly, Biswas et.al [71] introduced a Multidimensional Scaling method to simultaneously embeds the LR probes and HR gallery images into the common space so that the distance between the probe and its counterpart HR approximate both them are HR after projecting into the transformed space. They achieved recognition rate at 87 percent when downsampled the HR images to 15 by 12 pixels as probe image and 53 percent when downsampled to 8 by 6 pixels. They also achieved a prominent result on SCface dataset achieving 76 percent recognition rate using LBP descriptor. Biswas et.al [72] extend their method to handle uncontrolled poses and illumination conditions. They introduced a tensor analysis to handle rough facial landmark localization in the low-resolution uncontrolled probe images

for computing the features. Wang et.al [73] treated the LR and HR images as two different groups of variable and use CCA to determine the transform pair between them. After that, they project the LR and HR images to the common linear space which effectively solved the dimensional mismatching problem. Almaadeed et.al [74] represented LR faces and HR faces as patches and proposed a dictionary learning method so that the LR face can be represented by a set of HR visual words from the learned dictionary. A random pooling is applied on both HR and LR patches for selecting a subset of visual words and K-LDA is applied for classification. Wei et.al [75] developed a mapping between HR and LR faces using linear coupled dictionary learning with sparse constraint to bridge the discrepancy between LR and HR image domains.

Some methods not only focus intra-class similarity but also designed the model emphasizing the inter-class variation for more discriminative features. Shekhar [76] present a generative approach to low-resolution FR based on learning class specific dictionaries, considering pose, illumination variations and expression as parameters. Moutafis et.al [77] jointly trained two semi-coupled bases with LR with class-discriminated correspondence that enhance the class-separation. Lu et.al [78] proposed a similar semi-coupled dictionary method using locality-constrained representation(LCR) instead of sparse representation combined with sparse representation based classifier (SRC) to predict the face labels.

Compared with [70], Jiang et.al and Shi et.al [79] [80] improved the coupled mapping by simultaneously learning from neighbor information and local geometric structure within the training data to minimize the intra-manifold distance and maximize the inter-manifold distance so that more discriminant information is preserved for better classification performance. Zhang et.al [81] similarly proposed a coupled marginal discriminant mappings method by employing between-class similarity matrix and within-class similarity matrix. Similarly, Wang et.al [82] addressed on pose and illumination variations for probe and gallery face images and propose a kernel-based discriminant analysis to matching LR non-frontal probe images with HR frontal gallery images. Dan et.al [83] designed a model using deep architecture and mixed LR images with HR images for training which achieved learning a highly non-linear resolution invariant space. Li [] improved [83] by introducing a centerless regularization to further push the intra-class samples closer. Yang et.al [84] employed multi-dimensional scaling (MDS) to handle HR and LR dimensional mismatching. Compared with previous methods using MDS such as [71], they enhanced the model's discriminative power by introducing a inter-class-constraint to enlarge the distances of different subjects in the subspace. Mudunuri et.al [85] constructed two orthogonal dictionaries in LR and HR domain and aligned them using bipartite graph matching. Compared to other methods, this method does not need one-to-one paired HR LR pairs. Co Haghghat et.al [86] overcame the shortcoming that CCA has, which CCA-based approaches neglected the class structure among samples. They proposed a Discriminant Correlation Analysis (DCA) to n highlighting the differences between classes. Gao [87] mentioned that most previous works ignored the occlusions in the LR probe.

They used double low-rank representation to reveal the data global structures of gallery set and for probe set which might have occlusion, the nuclear norm is used to characterize the reconstruction error. A sparse representation based classifier is also used here for classification.

Mudunuri et.al [88] introduced a new multi-dimensional scaling method but improved it to be more computational cost by using reference-based strategy. Instead of matching incoming probe image with all gallery images, it only matches probe face images to selected reference images in the gallery. Xing et.al [89] proposed a bipartite graph based manifold learning approach to build the unified space for HR and LR face images. This method contained construct the graph on two sample set namely HR and LR and used Couple manifold discriminant analysis to embed the HR and LR face images into the same unified space for matching.

V. DEBLURRING

Blurriness is a common characteristic in most of the natural low-resolution faces that capture in uncontrolled scenes and it would degrade the recognition performance just as if the face image is very small in size. Usually, there is prior information brought in the modeling process. For example, two most common blurriness most work considered are gaussian blurriness which is similar to out-of-motion blurriness and motion blurriness. Same as super-resolution, these deblurring works focused on two goals, restoring an image and acquire good visual result or generate a robust representation of blurry face recognition.

Lai et.al [90] presented the first comprehensive perceptual study and analysis of single image blind deblurring using real-world blurred images and contributed a dataset of real blurred images and another dataset of synthetically blurred images. A group of methods employed blurriness estimation and deblurring were shown effective in solving restoring blur images. Works as [91] [92] [93] [94] [94] [95] used Point Spread Function(PSF) for blurriness level and type estimation followed by the deblurring process. Nishiyama et.al [91] defined a set of PSFs to learn prior information in the training process using a set of blurred faces. They constructed a frequency-magnitude-based feature space which is sensitive to appearance variation of different blurs to learning the representation for PSF inference. Followed that restoration can be applied. They also show that LPQ can be combined with the proposed method to yield a better result. Similarly, Li [92] also combined their method with subspace-based point spread function (PSF) estimation method to handle cases of unknown blur degree. They also adopt multidimensional scaling to learn a transformation with HR face images and their blurry counterparts for face matching. Li et.al 's method [93] adaptively set the best sample frequency point for a certain blur PSF considering lower frequency point would be less sensitive to the noise but would deteriorate classification result. [94] proposed a method that by defining an estimated PSF with a linear combination of a set of pre-defined orthogonal PSFs and an intrinsic sharp image(EI) by a combination of a set of pre-defined orthogonal face images. The coefficient of the PSF

and EI are coupled learned by minimizing a reconstructive error in the HR face image space and a list of candidate for the PSFs are generated for the candidate results. Finally, they used BIQA-based approach to select the best image from the candidacy list. Kumar et.al [95] discovered that based on the PSF shape, the homogeneity and the smoothness of the blurred image in the motion direction are greater than in other directions. This could be used for restoring the image for identification.

Zhang et.al [96] proposed a joint blind image restoration and recognition method based on the sparse representation prior when the realistic degradation is unknown. They combined restoration and recognition in a unified framework by seeking sparse representation over the training faces via l_1 norm minimization. Heinsohn et.al [97] tried to solve the problem by using an adaptive sparse representation of random patches from the face images combined with dictionary learning Vageeswaran et.al [98] defined a bi-convex set for all images blurred and illumination altered from the same image and solve the task by jointly modeling blur and illumination. Mitra et.al [99] proposed a Bank-of-Classifiers approach for directly recognizing motion blurred face images. Some methods are based on priors such as facial structural or facial key points. Pan et.al [100] proposed a maximum a posteriori (MAP) deblurring algorithm based on kernel estimation from exemplar images' structures, which is robust to the size of the dataset. Huang et.al [101] introduced a computationally efficient approach by integrating classical L_0 deblurring approach with face landmark detection. The detected contours are used as salient edges to guide the blind image deconvolution. Chrysos et.al [102] utilized a deep network to perform the deblurring and employ a face alignment technique to pre-process each face in a weak supervision fashion.

Flusser [103] proved that primordial image is invariant to Gaussian blur which exists most LR face images. They used the central moments and scale-normalized moments to handle rotation and scaling variance which also applied to the uncontrolled condition of face images captured under surveillance cameras. They reported that the new feature outperformed zhang distance and local phase equalization.

VI. DEEP LEARNING

Deep convolutional networks (convnets) has been adopted to solve various computer vision tasks for a various computer vision task and achieved impressive results. The deep model has high linearity and when trained with a massive database of image-label pairs like ImageNet, it outperforms most of the traditional approaches. Thanks to the hardware development as large scale of GPU computing resources is available, the optimization process can be handled via back propagation in an efficient way and the whole model can be optimized in an end-to-end fashion. We summarized the approaches used deep learning in Table I, some of which have been introduced in previous sections. These deep learning methods provide a more elegant way to unify each unit in the face recognition pipeline and optimize them simultaneously for better feature representation or recognition rate. As mentioned in the previous section, face super-resolution is a popular technique to

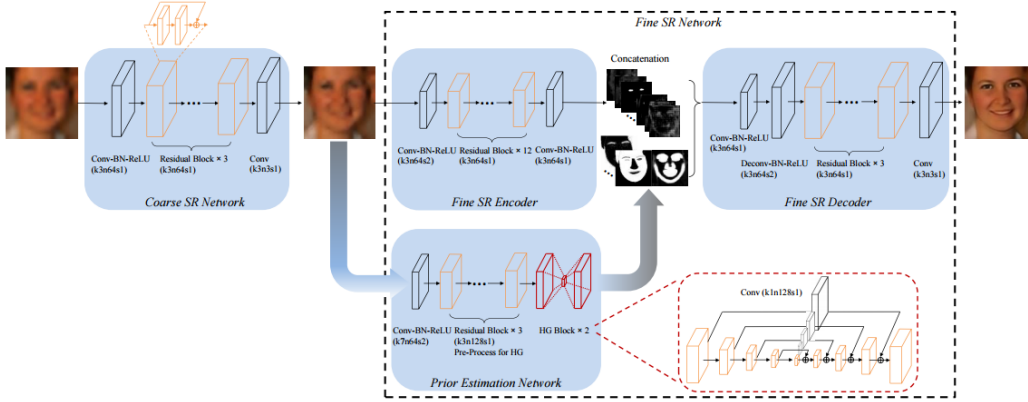


Fig. 4: FSRNet architecture

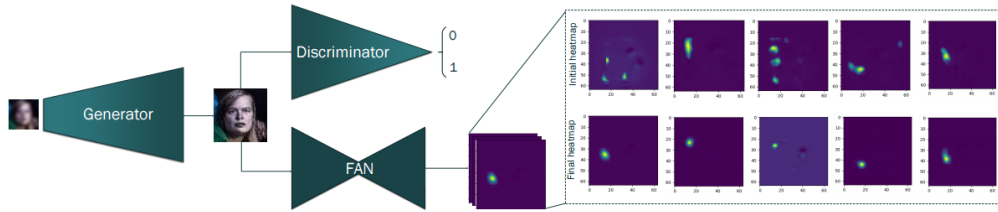


Fig. 5: Super-FAN network architecture

improve the quality of the face images for this goal. However, facial landmark detection for face alignment and super-resolution is a chicken and eggs problem and most approaches were not able to address both of the aspects. Recent, two deep learning-based methods try to incorporate facial prior to improve super-resolution and in turn getting more precise face alignment. Chen et.al [42] proposed a method using a pipeline shown in Figure. 4. The whole architecture contains five components: a coarse SR network, a fine SR encoder, a prior estimation network, a fine SR decoder and finally a GAN for face realization. Considering the face shape information is better preserved compared to the texture, and is more likely to facilitate the super-resolution task. They integrate Hour-Glass structure to estimate facial landmark heatmaps and parsing maps as facial prior which is concatenated with intermediate features for decoding HR face images. Sharing similar thoughts Bulat et.al's method [40] showing in Figure. 5 proposed a GAN-based architecture which also included facial prior that is achieved by incorporating a facial alignment subnetwork. They introduced a heatmap loss to reduce the difference on feature heatmap on the original HR face images and that on LR face images. In this way, they achieved roughly facial alignment utilizing the information from the feature map. Both of the two works mentioned above tried to incorporate facial structure as prior in a weak supervised manner to improve the super-resolution and in turn to improve the prior information while in the training process.

VII. OTHER MODELING

Besides the approaches in several main-stream techniques mentioned above, some methods in our scope tried to exploit some unique yet effective way to solve the LR and HR face image matching task. In 2015, Hernandez [109] argues that using the dissimilarity representation is better than utilizing traditional feature representation and they yield an experimental conclusion that when training images are down-scaled and then up-scaled while the test images are up-scaled, the multi-dimensional matching performance is the best. Peng et.al [110] demonstrate a method based on log-likelihood ratio and tried to solve the misalignment by matching-score-based registration and extended training set augmentation. El et.al [111] used Gabor filter and HOG based feature for feature fusion and the result feature was sent to a 1D Hidden Markov Model. Compared with other HMM model that each stage are defined with a region on the face image, this model estimated the parameters during the training step without knowing any prior information of interested regions.

VIII. DATASET AND EVALUATIONS

LR face recognition as described in previous part is a task to solve matching LR probe images to HR gallery images for corresponding identities. A general way to do this is to do 1 to N matching, which matches the probe image to all images in the gallery by the extracted features and rank the distance of each image pairs to get the best candidate. There are many datasets being employed in researching this topic and each

TABLE I: Summary of Method using Deep learning

	Method description	task
[33]	Proposed a feed-forward neural network whose layers strictly correspond to each step in the processing flow of sparse coding-based image SR. All the components of sparse coding can be trained jointly through back-propagation. They initialize the parameters correspondingly to the understanding of different components of the classical sparse coding method.	super resolution for recognition
[53]	Proposed a Partially Coupled Networks for unsupervised super-resolution pre-training. The classification is by fine-tuning on a different dataset for specific domain super-resolution and recognition simultaneously.	super resolution aided recognition
[104]	provide an evaluation of 4 state-of-the-art deep neural network models for image classification under five quality distortions including blur, noise, contrast, JPEG, and JPEG2000 compression.	quality-based model assessment
[105]	Employed attention model that shift the network's attention during training by blurring the images with various percentage of blurriness.	gender recognition
[106]	Three obfuscation techniques that aim to remove sensitive information from images are considered including mosaicing blurring and, a proposed system called P3 [107]. Supervised learning is performed on the obfuscated images to create an artificially obfuscated-image recognition model.	de-obfuscation
[40]	A multi-task deep model is proposed to simultaneously learn face super-resolution and facial landmark localization. The face super-resolution subnet is trained in an adversarial fashion using a Wgan with the generator part specially designed for super-resolution. A heatmap loss is introduced and applied on the facial landmark localization subnet.	super resolution and facial landmark localization
[41]	Inspired by the traditional wavelet that can depict the contextual and textural information of an image at different levels, the author designed a deep architecture contained three parts doing feature map extraction, wavelet transformation, and coefficient prediction, then reconstruction of the HR image based on predicted wavelet coefficient. Three losses, wavelet prediction loss, texture loss and full image loss are combined in the training process.	super resolution
[42]	Designed a network contained a coarse SR network to recover a coarse HR image, a super-resolution auto-encoder with a landmark estimation multi-task network to recover the final HR face images. The network pipeline is shown in Figure 4.e It is the first deep face super-resolution network utilizing facial geometry prior to end-to-end training and testing.	super resolution
[43]	Gave a comparison of the performance of three versions of GANs in the context of face superresolution: the original GAN, WGAN and the improved WGAN. Evaluated the stability of training and the quality of generated images.	super resolution
[108]	An improvement version of [105]. The author introduced a generative approach for occluded image recovery which boosted the previous work on gender classification.	gender recognition
[102]	Designed a deblurring network for deblurring facial images. Employed Resnet-based non-maxpooling architecture with huber loss for regression.	deblurring and face alignment

work might define their own protocols for evaluation. To give a better understanding of the performance of the methods we reviewed in the previous section, we choose several datasets which are evaluated by majority works and compared the result reported. In order to illustrate the performance difference between constrained synthetic LR faces and LR faces captured under an unconstrained environment such as surveillance cameras. A summary of the datasets used in previous works is shown in Table. IV.

A. LRF on Dataset under Constrained environment

Most of the works tried to explore LRF by generating an LR version of HR face images. Re-sizing the HR face to a smaller scale or add defined blurriness, mostly gaussian blur or motion blur. The original face images from these datasets are all collected under constrained environment by HD cameras and is studied after delicate facial alignment. We choose three datasets which are mostly used in previous works in order to give a fair comparison with different methods. The gallery image size and probe image size were defined differently as shown in Table. II, some of the work might define a set of experiment settings in order to research performance on resolution change. We selected the most representative setting to report below. For the FRGC dataset and Feret dataset, some methods as Lee et.al [27], Li et.al [70] and Yang et.al [84] all have achieved 90 percent above recognition rate while the

probe images size can go as low as 8x8 pixels. However, when pose variant and illumination variant were introduced, performance would degrade correspondingly. Some specially designed pose-robust method such as Biswas et.al [72] and Wang et.al [82] discussed how the pose and illumination change would affect recognition performance on Multi-PIE dataset. Although robust than SIFT descriptor, the recognition rate dropped more than 20 percent under the same illumination condition 10 with larger pose 14₀ in [72] and 15 percent in [82].

B. LRF on Dataset under unconstrained environment

The difference between the unconstrained face datasets and constrained ones laid in several aspects. First, faces are captured by cameras without the targets' cooperation which resulted in random poses (sometimes extreme poses), random resolutions and qualities (depends on how far away the target are captured and is large motion or out of focus situation exist). We summarize two face dataset that released to the public which was collected with surveillance cameras under an unconstrained environment in III. At the first glance of performance and compare with that evaluation performance on dataset under constrained environment, the performance of all the methods evaluated on these unconstrained datasets was much lower. The challenge lies in face quality control and efficient face alignment. Not like artificially generated LR faces,

TABLE II: Performance evaluation on standard constrained face dataset

Dataset name	Method	Gallery resolution	Probe resolution	recognition rate
FRGC	[58]	56x48	7x6	77
	[112]	64x64	Random real-world image blur	84.2
	[27]	-	-	95.21
	[93]	130x150	Random real-world image blur	12.2
	[35]	8 pixels between two eyes	40 pixels between two eyes	60.32
	[86]	128x128	16x16	100
	[60]	48x40	7x6	75
	[45]	60x60	15x15	21.6
FERET	[70]	7272	1212	90.1
	[91]	128x128	64x64 Random artificial blur	82.9
	[112]	64x64	Random artificial blur	97.12
	[98]	-	Random gaussian blur	93
	[92]	128x128	64x64 Gaussian blur	88.56
	[80]	32x32	8x8	80.96
	[81]	80x80	10x10	88.5
	[93]	130x150	Random artificial blur	79.6
	[113]	60x60	15x15	21.6
	[84]	32x32	8x8	93.55
CMU-PIE	[58]	-	-	74
	[98]	-	Random gaussian blur+illumination change	81.36
	[92]	128x128	64x64 Gaussian blur	87.36
	[63]	48x48 pixels between two eyes	Random artificial blur	66.87
	[60]	48x40	7x6	78
	[79]	32x28	8x7	98.2
	[89]	32x32	12x12	93.65
	[94]	-	Random airtificial blur	95.0
CMU Multi-PIE	[75]	16x16	8x8	80
	[96]	80x60	Random airtificial blur	61.3
	[71]	48x40	8x6	53
	[72]	65x55	20x18	89
	[77]	24x24	12x12	80.37
	[80]	32x32	8x8	95.69
	[82]	60x60	20x20	89
	[85]	36x30	18x15	96.34
[84]	32x32	8x8	95.81	

which although are degraded but still contain a reasonable face region and were aligned when it is up-scaling back via super-resolution or other techniques. However, face images captured by surveillance cameras with large standoffs is both hard for face detection and face alignment. Recent works such as [40] [42] employed deep learning which optimize the whole system in an elegant end-to-end fashion. They tried to incorporate facial contour and landmark estimation for LR faces while training which played a role in alignment. They also showed a competitive visual qualitative result for the super-resolution output using LR faces from a large unconstrained web-collected dataset. Although recognition rate is not reported, their practical value is one of their contributions. Another thing challenge for unconstrained LRFR is the training process. Since it is hard to collect and ground truth surveillance video, algorithms trained on artificial generated LR and HR pairs cannot capture the real world LR face distribution which might lead to a degraded performance on dataset such as SCface dataset.

IX. DISCUSSION

A. Existing Problems and Challenges

a) *Super-Resolution and Unified space*: As one of the intuitive ways to enhance image quality, super-resolution techniques have improved and received an impressive result. As detailed reviewed in Section. II, sparse representation-based methods and interpolation-based method are two of

the general way to solve this task. Constraints were designed on the reconstruction of the face image to get as much as information and the optimization usually taken place in in HR space. Dictionary learning and deep neural networks are two of the most popular techniques to build the model. The direct output of these methods are super-resolved face images and can be used for both human visual evaluation and an input image of an automatic face recognition system. The approaches based on "looking for unified space" reviewed in Section IV may have overlap with some of the super-resolution methods. However, they are easier to design for recognition robust feature extractions since optimizations can happened in both on LR and HR domain simultaneously during learning the embedding. However most of the existing visual quality driven SR methods are optimized to have the minimum of signal-to-noise ratio(SNR) which is not a completely suitable indicator for recognition performance. A potential effort could be made to derive improved methods to generating both high visual quality output and recognition robust features.

b) *Resolution robust feature*: From the methods reviewed in Section III, the feature designed for LR face images are all texture features based on LBP or LPQ. They are fast and training free compared to those learning-based method but it has its limitation when there is extremely less texture information could be captured in LR face images. In addition, the hand-crafted features are very sensitive to pose, illumination occlusion and expression change.

TABLE III: performance evaluation on unconstrained face dataset

Dataset Name	Method	Gallery resolution	probe resolution	performance
Siface	[71]	-	-	76
	[77]	30x24	15x12	52.67
	[80]	48x48	16x16	43.24
	[83]	-	-	74
	[85]	-	-	73.25
	[84]	48x48	16x16	81.54
	[86]	128x128	16x16	12.19
	[59]	72x64	18x16	52.64
	[58]	64x56	16x14	22
UCCSface	[53]	80x80	16x16	59.03

c) *Deblurring*: Most method reviewed in Section V trying to reduce blurriness of a facial image is to introduce prior information such as point spread function (PSF) and try to predict an estimation of the blurring kernel for converting the image back to clear image. There also are novel works on predicting random blurring kernel without prior information.

d) *Deep learning*: Although deep learning-based method still achieved outstanding performance on LRFR task, not enough studies has been conducted on the intrinsic representation capacity for LR face images. Thus not many new architectures have been proposed to specifically fit this task.

e) *Ohter*: We are still facing many other challenges. From the dataset respective, most of the method achieved great performance on constrained frontal face dataset while the performance degraded drastically when real-world LR face images are involved. The number of existing public LR face images in-the-wild is not as large as the traditional face recognition dataset in the community, Another challenge we face is LR face alignment. As reviewed in the previous section, there is still no practical yet effective ways to tackle this problem.

B. Trends and Future Research

As Wang et.al [23] analyzed in their work, they proposed the future trend that n learning discriminative nonlinear mapping for the LRFR task is promising. We witnessed elegant modeling highly nonlinear mapping modeling recent years when deep neural networks have been widely employed. It would be a great contribution if there are more real-world data to study. And it is still value to notice that Wang et.al [23] noted for improving super-resolution processing to satisfy both vision and recognition purpose as well as looking for more class discriminative feature learning method in the LR domain.

X. CONCLUSION

We comprehensively summarize and review the works on LRFR problem for the recently decade. By categorizing related works on LRFR task, we give a moderately detailed review on most of the state-of-the-art representative method following by a performance evaluation on some standard public dataset. Finally, we reveal future challenges addressing this problem.

REFERENCES

- [1] P. J. Phillips, H. Wechsler, J. Huang, and P. J. Rauss, "The feret database and evaluation procedure for face-recognition algorithms," *Image and vision computing*, vol. 16, no. 5, pp. 295–306, 1998.
- [2] G. B. Huang, M. Ramesh, T. Berg, and E. Learned-Miller, "Labeled faces in the wild: A database for studying face recognition in unconstrained environments," University of Massachusetts, Amherst, Tech. Rep. 07-49, October 2007.
- [3] L. Wolf, T. Hassner, and I. Maoz, "Face recognition in unconstrained videos with matched background similarity," in *Proceedings of the IEEE Conference on Computer Vision and Pattern Recognition*, 2011, pp. 529–534.
- [4] D. Yi, Z. Lei, S. Liao, and S. Z. Li, "Learning face representation from scratch," *arXiv preprint arXiv:1411.7923*, 2014.
- [5] A. Nech and I. Kemelmacher-Shlizerman, "Level playing field for million scale face recognition," in *Proceedings of the IEEE Conference on Computer Vision and Pattern Recognition*, 2017, pp. 3406–3415.
- [6] O. M. Parkhi, A. Vedaldi, and A. Zisserman, "Deep face recognition," in *British Machine Vision Conference*, 2015.
- [7] F. Schroff, D. Kalenichenko, and J. Philbin, "Facenet: A unified embedding for face recognition and clustering," in *Proceedings of the IEEE conference on computer vision and pattern recognition*, 2015, pp. 815–823.
- [8] Y. Sun, D. Liang, X. Wang, and X. Tang, "Deepid3: Face recognition with very deep neural networks," *arXiv preprint arXiv:1502.00873*, 2015.
- [9] A. Wagner, J. Wright, A. Ganesh, Z. Zhou, H. Mobahi, and Y. Ma, "Toward a practical face recognition system: Robust alignment and illumination by sparse representation," *IEEE Transactions on Pattern Analysis and Machine Intelligence*, vol. 34, no. 2, pp. 372–386, 2012.
- [10] W. Zhao, R. Chellappa, P. J. Phillips, and A. Rosenfeld, "Face recognition: A literature survey," *ACM computing surveys (CSUR)*, vol. 35, no. 4, pp. 399–458, 2003.
- [11] K. W. Bowyer, K. Chang, and P. Flynn, "A survey of approaches and challenges in 3d and multi-modal 3d+ 2d face recognition," *Computer vision and image understanding*, vol. 101, no. 1, pp. 1–15, 2006.
- [12] C. Ding and D. Tao, "A comprehensive survey on pose-invariant face recognition," *ACM Transactions on intelligent systems and technology (TIST)*, vol. 7, no. 3, p. 37, 2016.
- [13] R. Jafri and H. R. Arabnia, "A survey of face recognition techniques," *Jips*, vol. 5, no. 2, pp. 41–68, 2009.
- [14] J. Galbally, S. Marcel, and J. Fierrez, "Biometric antispoofing methods: A survey in face recognition," *IEEE Access*, vol. 2, pp. 1530–1552, 2014.
- [15] M. Najibi, P. Samangouei, R. Chellappa, and L. Davis, "Ssh: Single stage headless face detector."
- [16] K. Zhang, Z. Zhang, Z. Li, and Y. Qiao, "Joint face detection and alignment using multitask cascaded convolutional networks," *IEEE Signal Processing Letters*, vol. 23, no. 10, pp. 1499–1503, 2016.
- [17] S. Zhang, X. Zhu, Z. Lei, H. Shi, X. Wang, and S. Z. Li, "Single shot scale-invariant face detector," *arXiv preprint arXiv:1708.05237*, 2017.
- [18] S. Yang, P. Luo, C. C. Loy, and X. Tang, "Wider face: A face detection benchmark," in *Proceedings of the IEEE Conference on Computer Vision and Pattern Recognition*, 2016.
- [19] V. Jain and E. Learned-Miller, "Fddb: A benchmark for face detection in unconstrained settings."
- [20] H. Liu, J. Lu, J. Feng, and J. Zhou, "Two-stream transformer networks for video-based face alignment," *IEEE Transactions on Pattern Analysis and Machine Intelligence*, 2017.
- [21] Y. Peng, L. Spreuwers, and R. Veldhuis, "Low-resolution face alignment and recognition using mixed-resolution classifiers," *IET Biometrics*, 2017.
- [22] X. Xu, W. Liu, and L. Li, "Face hallucination: How much it can improve face recognition," in *Control Conference (AUCC), 2013 3rd Australian*. IEEE, 2013, pp. 93–98.

TABLE IV: Dataset Summary

Dataset Name	Description	Environment
FRGC	The FRGC is designed to achieve this performance goal by presenting to researchers a six-experiment challenge problem along with a data corpus of 50,000 images. The data consists of 3D scans and high resolution still imagery taken under controlled and uncontrolled conditions.	constrained
CMU-PIE	The CMU-PIE database contains 41,368 images of 68 people. Each person has across 13 different poses, under 43 different illumination conditions, and with 4 different expressions. Among them, 3,805 images have coordinate information of facial feature points.	constrained
CMU-Multi-PIE	The CMU Multi-PIE face database is an extension of CMU PIE database. It contains more than 750,000 images of 337 people recorded in up to four sessions over the span of five months. Subjects were imaged under 15 view points and 19 illumination conditions while displaying a range of facial expressions. In addition, high resolution frontal images were acquired as well.	constrained
Yale-B	The database contains 5760 single light source images of 10 subjects each seen under 576 viewing conditions (9 poses x 64 illumination conditions). For every subject in a particular pose, an image with ambient (background) illumination was also captured. Hence, the total number of images is in fact $5760 \times 90 = 51840$.	constrained
Youtube faces	A database of face videos designed for studying the problem of unconstrained face recognition in videos. The dataset contains 3,425 videos of 1,595 different people. All the videos were downloaded from YouTube. An average of 2.15 videos is available for each subject. The shortest clip duration is 48 frames, the longest clip is 6,070 frames, and the average length of a video clip is 181.3 frames.	unconstrained
LFW	The Labeled Faces in the Wild is a database of face photographs designed for studying the problem of unconstrained face recognition. The data set contains more than 13,000 images of faces collected from the web. Each face has been labeled with the name of the person pictured. 1680 of the people pictured have two or more distinct photos in the data set. The only constraint on these faces is that they were detected by the Viola-Jones face detector.	unconstrained
UND visible face dataset		unconstrained
CAS-PEAL-R1	CAS-PEAL-R1 is a subset of the whole CAS-PEAL face database. It contains 30,900 images of 1,040 subjects. For each subject, images across 21 different poses without any other variations are included. The rest of the images in the distribution were all frontal pose images. Among them, 379 subjects have images with 6 different expressions. 438 subjects have images wearing 6 different accessories. 233 subjects have images under at least 10 lighting changes and at most 31 lighting changes. 297 subjects have images against 2 to 4 different backgrounds. Furthermore, 66 subjects have images recorded in two sessions at a 6-month interval. The following table summarizes the content of the CAS-PEAL-R1 face database.	constrained
CUHK	CUHK Face Sketch database (CUFS) is for research on face sketch synthesis and face sketch recognition. It includes 188 faces from the Chinese University of Hong Kong (CUHK) student database, 123 faces from the AR database, and 295 faces from the XM2VTS database. There are 606 faces in total. For each face, there is a sketch drawn by an artist based on a photo taken in a frontal pose, under normal lighting condition, and with a neutral expression.	constrained
PaSC	The PaSC includes 9,376 still images of 293 people and 2,802 videos for 265 people balanced with varied factors such as the distance to the camera, viewpoints, the sensor types and etc.	unconstrained
AR face	It contains over 4,000 color images corresponding to 126 people's faces (70 men and 56 women). Images feature frontal view faces with different facial expressions, illumination conditions, and occlusions (sun glasses and scarf). The pictures were taken at the CVC under strictly controlled conditions. No restrictions on wear (clothes, glasses, etc.), make-up, hair style, etc. were imposed to participants. Each person participated in two sessions, separated by two weeks (14 days) time. The same pictures were taken in both sessions.	constrained
ORL	There are ten different images of each of 40 distinct subjects. For some subjects, the images were taken at different times, varying the lighting, facial expressions (open / closed eyes, smiling / not smiling) and facial details (glasses / no glasses). All the images were taken against a dark homogeneous background with the subjects in an upright, frontal position (with tolerance for some side movement).	constrained
Superfaces	The Florence Superface dataset comprises low-resolution and high-resolution 3D scans aiming to investigate innovative 3D face recognition solutions that use scans at different resolutions. Currently, 20 subjects are included in the dataset.	constrained
eadPose	The head pose database is a benchmark of 2790 monocular face images of 15 persons with variations of pan and tilt angles from -90 to +90 degrees. For every person, 2 series of 93 images (93 different poses) are available. The purpose of having 2 series per person is to be able to train and test algorithms on known and unknown faces (cf. sections 2 and 3). People in the database wear glasses or not and have various skin color. Background is willingly neutral and uncluttered in order to focus on face operations.	constrained
SCface	SCface is a database of static images of human faces. Images were taken in uncontrolled indoor environment using five video surveillance cameras of various qualities. Database contains 4160 static images (in visible and infrared spectrum) of 130 subjects. Images from different quality cameras mimic the real-world conditions and enable robust face recognition algorithms testing, emphasizing different law enforcement and surveillance use case scenarios.	unconstrained
EBOLO	The whole dataset was collected from a camera network from the public transportation stations over three separate sessions. Two video segments have been processed and curated as part of the dataset. It contains 9 known actors each with 9 appearances walking in and out of the camera with outfits changing and 213 distractors with 90 captured with faces. All the faces are annotated with three landmarks, two eyes, and mouth.	unconstrained
UCCSface	The newest release of UCCSface is an unconstrained, open set face recognition database, which exhibits the properties of operational face recognition scenarios. This is the release 1 of the database and consists of 6,337 images from 308 individuals. Images are acquired using Canon 7D camera fitted with Sigma 800mm F5.6 EX APO DG HSM lens. The camera is placed inside an office room and is focused on the outdoor sidewalk at 100m distance from the office room. It contains multiple sequences of an individual on multiple days. The images contain various weather conditions such as sunny versus snowy days. They also contain various occlusions such as sunglasses, winter caps, fur jackets, etc., and occlusion due to tree branches, poles, etc.	unconstrained

- [23] Z. Wang, Z. Miao, Q. M. Jonathan Wu, Y. Wan, and Z. Tang, "Low-resolution face recognition: a review," *Visual Computer*, vol. 30, no. 4, pp. 359–386, apr 2014.
- [24] X. Xu, W.-Q. Liu, and L. Li, "Low resolution face recognition in surveillance systems," *Journal of Computer and Communications*, vol. 2, pp. 70–77, 2014.
- [25] T. Marciniak, A. Chmielewska, R. Weychan, M. Parzych, and A. Dabrowski, "Influence of low resolution of images on reliability of face detection and recognition," *Multimed Tools Appl.*, vol. 74, no. 12, pp. 4329–4349, jun 2015.
- [26] P. J. Phillips, J. R. Beveridge, D. S. Bolme, B. A. Draper, G. H. Givens, Y. M. Lui, S. Cheng, M. N. Teli, and H. Zhang, "On the existence of face quality measures," in *Proceedings of the IEEE International Conference on Biometrics: Theory, Applications and Systems (BTAS)*, Sept 2013, pp. 1–8.
- [27] H.-I. Kim, S. H. Lee, and Y. M. Ro, "Investigating cascaded face quality assessment for practical face recognition system," in *Proceedings of International Symposium on Multimedia (ISM)*. IEEE, 2014, pp. 399–400.
- [28] A. M. Burton, S. Wilson, M. Cowan, and V. Bruce, "Face recognition in poor-quality video: Evidence from security surveillance," *Psychological Science*, vol. 10, no. 3, pp. 243–248, 1999.
- [29] L. Best-Rowden, S. Bisht, J. C. Klontz, and A. K. Jain, "Unconstrained face recognition: Establishing baseline human performance via crowdsourcing," in *Proceedings of IEEE International Joint Conference on Biometrics (IJCB)*. IEEE, 2014, pp. 1–8.
- [30] D. J. Robertson, E. Noyes, A. J. Dowsett, R. Jenkins, and A. M. Burton, "Face recognition by metropolitan police super-recognisers." *PLoS ONE*, vol. 11, no. 2, p. e0150036, Feb 2016.
- [31] E. Noyes and R. Jenkins, "Camera-to-subject distance affects face configuration and perceived identity." *Cognition*, vol. 165, pp. 97–104, Aug 2017.
- [32] J. Yang, J. Wright, T. S. Huang, and Y. Ma, "Image super-resolution via sparse representation." *IEEE Transactions on Image Processing*, vol. 19, no. 11, pp. 2861–2873, Nov 2010.
- [33] Z. Wang, D. Liu, J. Yang, W. Han, and T. Huang, "Deep networks for image super-resolution with sparse prior," in *Proceedings of IEEE International Conference on Computer Vision (ICCV)*, Dec 2015, pp. 370–378.
- [34] J. Jiang, J. Ma, C. Chen, X. Jiang, and Z. Wang, "Noise robust face image super-resolution through smooth sparse representation," *IEEE transactions on cybernetics*, vol. 47, no. 11, pp. 3991–4002, 2017.
- [35] R. A. Farrugia and C. Guillemot, "Face hallucination using linear models of coupled sparse support," *IEEE Transactions on Image Processing*, vol. 26, no. 9, pp. 4562–4577, 2017.
- [36] J. Jiang, R. Hu, Z. Wang, and Z. Han, "Face super-resolution via multilayer locality-constrained iterative neighbor embedding and intermediate dictionary learning," *IEEE Transactions on Image Processing*, vol. 23, no. 10, pp. 4220–4231, Oct 2014.
- [37] T. Lu, Z. Xiong, Y. Zhang, B. Wang, and T. Lu, "Robust face super-resolution via locality-constrained low-rank representation," *IEEE Access*, vol. 5, pp. 13 103–13 117, 2017.
- [38] F. Juefei-Xu and M. Savvides, "Single face image super-resolution via solo dictionary learning," in *Proceedings of IEEE International Conference on Image Processing (ICIP)*. IEEE, 2015, pp. 2239–2243.
- [39] J. Jiang, C. Chen, J. Ma, Z. Wang, Z. Wang, and R. Hu, "Srlsrp: A face image super-resolution algorithm using smooth regression with local structure prior," *IEEE Transactions on Multimedia*, vol. 19, no. 1, pp. 27–40, 2017.
- [40] A. Bulat and G. Tzimiropoulos, "Super-fan: Integrated facial landmark localization and super-resolution of real-world low resolution faces in arbitrary poses with gans," *arXiv preprint arXiv:1712.02765*, 2017.
- [41] H. Huang, R. He, Z. Sun, and T. Tan, "Wavelet-srnet: A wavelet-based cnn for multi-scale face super resolution," in *Proceedings of the IEEE Conference on Computer Vision and Pattern Recognition*, 2017, pp. 1689–1697.
- [42] Y. Chen, Y. Tai, X. Liu, C. Shen, and J. Yang, "Fsrnet: End-to-end learning face super-resolution with facial priors," *arXiv preprint arXiv:1711.10703*, 2017.
- [43] Z. Chen and Y. Tong, "Face super-resolution through wasserstein gans," *arXiv preprint arXiv:1705.02438*, 2017.
- [44] X. Wang and X. Tang, "Hallucinating face by eigentransformation," *IEEE Transactions on Systems, Man, and Cybernetics, Part C (Applications and Reviews)*, vol. 35, no. 3, pp. 425–434, 2005.
- [45] T. Uiboupin, P. Rasti, G. Anbarjafari, and H. Demirel, "Facial image super resolution using sparse representation for improving face recognition in surveillance monitoring," in *Signal Processing and Communication Application Conference (SIU), 2016 24th*. IEEE, 2016, pp. 437–440.
- [46] D. Aouada, K. Al Ismaeil, K. K. Idris, and B. Ottersten, "Surface up-sr for an improved face recognition using low resolution depth cameras," in *Proceedings of International Conference on Advanced Video and Signal Based Surveillance (AVSS)*. IEEE, 2014, pp. 107–112.
- [47] S. Berretti, A. Del Bimbo, and P. Pala, "Superfaces: A super-resolution model for 3d faces," in *Proceedings of European Conference on Computer Vision*. Springer, 2012, pp. 73–82.
- [48] H. Huang, H. He, X. Fan, and J. Zhang, "Super-resolution of human face image using canonical correlation analysis," *Pattern Recognition*, vol. 43, no. 7, pp. 2532–2543, 2010.
- [49] L. An and B. Bhanu, "Face image super-resolution using 2d cca," *Signal Processing*, vol. 103, pp. 184–194, 2014.
- [50] K.-H. Pong and K.-M. Lam, "Multi-resolution feature fusion for face recognition," *Pattern Recognition*, vol. 47, no. 2, pp. 556–567, feb 2014.
- [51] G. Jia, X. Li, L. Zhuo, and L. Liu, *Recognition Oriented Feature Hallucination for Low Resolution Face Images*. Cham: Springer International Publishing, 2016, pp. 275–284.
- [52] J. Satiro, K. Nasrollahi, P. L. Correia, and T. B. Moeslund, "Super-resolution of facial images in forensics scenarios," in *Proceedings of International Conference on Image Processing Theory, Tools and Applications (IPTA)*. IEEE, 2015, pp. 55–60.
- [53] Z. Wang, S. Chang, Y. Yang, D. Liu, and T. S. Huang, "Studying very low resolution recognition using deep networks," in *Proceedings of IEEE Conference on Computer Vision and Pattern Recognition (CVPR)*, June 2016, pp. 4792–4800.
- [54] K. Jia and S. Gong, "Multi-modal tensor face for simultaneous super-resolution and recognition," in *Proceedings of IEEE International Conference on Computer Vision*, vol. 2, 2005, pp. 1683–1690.
- [55] O. Arandjelovic and R. Cipolla, "A manifold approach to face recognition from low quality video across illumination and pose using implicit super-resolution," in *Proceedings of the International Conference on Computer Vision*. IEEE, 2007, pp. 1–8.
- [56] P. H. Hennings-Yeomans, S. Baker, and B. V. Kumar, "Simultaneous super-resolution and feature extraction for recognition of low-resolution faces," in *Proceedings of IEEE Conference on Computer Vision and Pattern Recognition*. IEEE, 2008, pp. 1–8.
- [57] H. Huang and H. He, "Super-resolution method for face recognition using nonlinear mappings on coherent features," *IEEE Transactions on Neural Networks*, vol. 22, no. 1, pp. 121–130, 2011.
- [58] W. W. Zou and P. C. Yuen, "Very low resolution face recognition problem," *IEEE Transactions on Image Processing*, vol. 21, no. 1, pp. 327–340, Jan 2012.
- [59] M. Jian and K.-M. Lam, "Simultaneous hallucination and recognition of low-resolution faces based on singular value decomposition," *IEEE Transactions on Circuits and Systems for Video Technology*, vol. 25, no. 11, pp. 1761–1772, 2015.
- [60] S. Shekhar, V. M. Patel, and R. Chellappa, "Synthesis-based robust low resolution face recognition," *arXiv preprint arXiv:1707.02733*, 2017.
- [61] X. Ben, M. Jiang, Y. Wu, and W. Meng, "Gait feature coupling for low-resolution face recognition," *Electronics letters*, vol. 48, no. 9, pp. 488–489, 2012.
- [62] C. Herrmann, "Extending a local matching face recognition approach to low-resolution video," in *Proceedings of IEEE International Conference on Advanced Video and Signal Based Surveillance (AVSS)*, 2013, pp. 460–465.
- [63] H.-I. Kim, S. H. Lee, and Y. M. Ro, "Adaptive feature extraction for blurred face images in facial expression recognition," in *Proceedings of the IEEE International Conference on Image Processing (ICIP)*, 2014, 2014, pp. 5971–5975.
- [64] W. W. Zou, P. C. Yuen, and R. Chellappa, "Low-resolution face tracker robust to illumination variations," *IEEE Transactions on image processing*, vol. 22, no. 5, pp. 1726–1739, 2013.
- [65] R. A. Khan, A. Meyer, H. Konik, and S. Bouakaz, "Framework for reliable, real-time facial expression recognition for low resolution images," *Pattern Recognition Letters*, vol. 34, no. 10, pp. 1159–1168, 2013.
- [66] E. Mostafa, R. Hammoud, A. Ali, and A. Farag, "Face recognition in low resolution thermal images," *Computer Vision and Image Understanding*, vol. 117, no. 12, pp. 1689–1694, 2013.
- [67] B. Martinez, X. Binefa, and M. Pantic, "Facial component detection in thermal imagery," in *Proceeding of the IEEE Computer Society Conference on Computer Vision and Pattern Recognition Workshops (CVPRW)*, 2010, pp. 48–54.

- [68] Y. Xiao, Z. Cao, L. Wang, and T. Li, "Local phase quantization plus: A principled method for embedding local phase quantization into fisher vector for blurred image recognition," *Information Sciences*, 2017.
- [69] Z. Boulkenafet, J. Komulainen, X. Feng, and A. Hadid, "Scale space texture analysis for face anti-spoofing," in *Proceedings of International Conference on Biometrics (ICB)*. IEEE, 2016, pp. 1–6.
- [70] B. Li, H. Chang, S. Shan, and X. Chen, "Low-resolution face recognition via coupled locality preserving mappings," *IEEE Signal Processing Letters*, vol. 17, no. 1, pp. 20–23, Jan 2010.
- [71] S. Biswas, K. Bowyer, and P. Flynn, "Multidimensional scaling for matching low-resolution face images," *IEEE Transactions on Pattern Analysis and Machine Intelligence*, 2012.
- [72] S. Biswas, G. Aggarwal, P. J. Flynn, and K. W. Bowyer, "Pose-robust recognition of low-resolution face images," *IEEE Transactions on Pattern Analysis and Machine Intelligence*, vol. 35, no. 12, pp. 3037–3049, Dec 2013.
- [73] Z. Wang, W. Yang, and X. Ben, "Low-resolution degradation face recognition over long distance based on cca," *Neural Computing and Applications*, vol. 26, no. 7, pp. 1645–1652, 2015.
- [74] S. Al-Maadeed, M. Bourif, A. Bouridane, and R. Jiang, "Low-quality facial biometric verification via dictionary-based random pooling," *Pattern Recognition*, vol. 52, pp. 238–248, apr 2016.
- [75] X. Wei, Y. Li, H. Shen, W. Xiang, and Y. L. Murphey, "Joint learning sparsifying linear transformation for low-resolution image synthesis and recognition," *Pattern Recognition*, vol. 66, pp. 412–424, 2017.
- [76] S. Shekhar, V. M. Patel, and R. Chellappa, "Synthesis-based recognition of low resolution faces," in *2011 International Joint Conference on Biometrics (IJCB)*, Oct 2011, pp. 1–6.
- [77] P. Moutafis and I. A. Kakadiaris, "Semi-coupled basis and distance metric learning for cross-domain matching: Application to low-resolution face recognition," in *Proceedings of IEEE International Joint Conference on Biometrics*, sep 2014, pp. 1–8.
- [78] T. Lu, W. Yang, Y. Zhang, X. Li, and Z. Xiong, "Very low-resolution face recognition via semi-coupled locality-constrained representation," in *Proceedings of International Conference on Parallel and Distributed Systems (ICPADS)*, 2016, pp. 362–367.
- [79] J. Jiang, R. Hu, Z. Han, L. Chen, and J. Chen, "Coupled discriminant multi-manifold analysis with application to low-resolution face recognition," in *Proceedings of the International Conference on Multimedia Modeling*. Springer, 2015, pp. 37–48.
- [80] J. Shi and C. Qi, "From local geometry to global structure: Learning latent subspace for low-resolution face image recognition," *IEEE Signal Processing Letters*, vol. 22, no. 5, pp. 554–558, 2015.
- [81] P. Zhang, X. Ben, W. Jiang, R. Yan, and Y. Zhang, "Coupled marginal discriminant mappings for low-resolution face recognition," *Optik - International Journal for Light and Electron Optics*, vol. 126, no. 23, pp. 4352–4357, dec 2015.
- [82] X. Wang, H. Hu, and J. Gu, "Pose robust low-resolution face recognition via coupled kernel-based enhanced discriminant analysis," *IEEE/CAA Journal of Automatica Sinica*, vol. 3, no. 2, pp. 203–212, 2016.
- [83] D. Zeng, H. Chen, and Q. Zhao, "Towards resolution invariant face recognition in uncontrolled scenarios," in *Proceedings of the International Conference on Biometrics (ICB)*, June 2016, pp. 1–8.
- [84] F. Yang, W. Yang, R. Gao, and Q. Liao, "Discriminative multidimensional scaling for low-resolution face recognition," *IEEE Signal Processing Letters*, 2017.
- [85] S. P. Mudunuri and S. Biswas, "Dictionary alignment for low-resolution and heterogeneous face recognition," in *Proceedings of the IEEE Winter Conference on Applications of Computer Vision (WACV)*, March 2017, pp. 1115–1123.
- [86] M. Haghighat and M. Abdel-Mottaleb, "Low resolution face recognition in surveillance systems using discriminant correlation analysis," in *Proceedings of the International Conference on Automatic Face & Gesture Recognition (FG)*. IEEE, 2017, pp. 912–917.
- [87] G. Gao, P. Huang, Q. Zhou, Z. Hu, and D. Yue, "Low-rank representation and locality-constrained regression for robust low-resolution face recognition," in *Proceedings of the Artificial Intelligence and Robotics*. Springer, 2018, pp. 17–26.
- [88] S. P. Mudunuri and S. Biswas, "Low resolution face recognition across variations in pose and illumination," *IEEE Transactions on Pattern Analysis and Machine Intelligence*, vol. 38, no. 5, pp. 1034–1040, 2016.
- [89] X. Xing and K. Wang, "Couple manifold discriminant analysis with bipartite graph embedding for low-resolution face recognition," *Signal Processing*, vol. 125, pp. 329–335, 2016.
- [90] W.-S. Lai, J.-B. Huang, Z. Hu, N. Ahuja, and M.-H. Yang, "A comparative study for single image blind deblurring," in *Proceedings of the IEEE Conference on Computer Vision and Pattern Recognition (CVPR)*, June 2016.
- [91] M. Nishiyama, A. Hadid, H. Takeshima, J. Shotton, T. Kozakaya, and O. Yamaguchi, "Facial deblur inference using subspace analysis for recognition of blurred faces," *IEEE Transactions on Pattern Analysis and Machine Intelligence*, vol. 33, no. 4, pp. 838–845, April 2011.
- [92] J. Li, C. Zhang, J. Hu, and W. Deng, "Blur-robust face recognition via transformation learning," in *Proceedings of the Asian Conference on Computer Vision*. Springer, 2014, pp. 15–29.
- [93] J. Li, S. Li, J. Hu, and W. Deng, "Adaptive lpq: An efficient descriptor for blurred face recognition," in *Proceedings of IEEE International Conference and Workshops on Automatic Face and Gesture Recognition (FG)*, vol. 1, 2015, pp. 1–6.
- [94] D. Tian and D. Tao, "Coupled learning for facial deblur," *IEEE Transactions on Image Processing*, vol. 25, no. 2, pp. 961–972, 2016.
- [95] R. Kumar Shukla, D. Das, and A. Agarwal, "A novel method for identification and performance improvement of blurred and noisy images using modified facial deblur inference (fadein) algorithms," in *Proceedings of the IEEE Students' Conference on Electrical, Electronics and Computer Science (SCEECS)*, 2016, pp. 1–7.
- [96] Z. Haichao, J. Yang, Y. Zhang, N. M. Nasrabadi, and T. S. Huang, "Close the loop: Joint blind image restoration and recognition with sparse representation prior," in *Proceedings of the IEEE International Conference on Computer Vision*, nov 2011, pp. 770–777.
- [97] D. Heinsohn and D. Mery, "Blur adaptive sparse representation of random patches for face recognition on blurred images," in *Workshop on Forensics Applications of Computer Vision and Pattern Recognition, in conjunction with Proceedings of the International Conference on Computer Vision (ICCV2015)*, Santiago, Chile, 2015.
- [98] P. Vageeswaran, K. Mitra, and R. Chellappa, "Blur and illumination robust face recognition via set-theoretic characterization," *IEEE Transactions on Image Processing*, vol. 22, no. 4, pp. 1362–1372, apr 2013.
- [99] K. Mitra, P. Vageeswaran, and R. Chellappa, "Direct recognition of motion-blurred faces," *Motion Deblurring: Algorithms and Systems*, p. 246, 2014.
- [100] J. Pan, Z. Hu, Z. Su, and M.-H. Yang, "Deblurring face images with exemplars," in *Proceeding of the European Conference on Computer Vision*. Springer, 2014, pp. 47–62.
- [101] Y. Huang, H. Yao, S. Zhao, and Y. Zhang, "Efficient face image deblurring via robust face salient landmark detection," in *Proceedings of the Pacific Rim Conference on Multimedia*. Springer, 2015, pp. 13–22.
- [102] G. G. Chrysos and S. Zafeiriou, "Deep face deblurring," *arXiv preprint arXiv:1704.08772*, 2017.
- [103] J. Flusser, S. Farokhi, C. Höschl, T. Suk, B. Zitová, and M. Pedone, "Recognition of images degraded by gaussian blur," *IEEE Transactions on Image Processing*, vol. 25, no. 2, pp. 790–806, 2016.
- [104] S. Dodge and L. Karam, "Understanding how image quality affects deep neural networks," in *Proceedings of the Eighth International Conference on Quality of Multimedia Experience (QoMEX)*, June 2016, pp. 1–6.
- [105] F. Juefei-Xu, E. Verma, P. Goel, A. Cherodan, and M. Savvides, "Deepgenger: Occlusion and low resolution robust facial gender classification via progressively trained convolutional neural networks with attention," in *Proceedings of the IEEE Conference on Computer Vision and Pattern Recognition Workshops (CVPRW)*, June 2016, pp. 136–145.
- [106] R. McPherson, R. Shokri, and V. Shmatikov, "Defeating image obfuscation with deep learning," *arXiv preprint arXiv:1609.00408*, 2016.
- [107] M.-R. Ra, R. Govindan, and A. Ortega, "P3: Toward privacy-preserving photo sharing."
- [108] F. Juefei-Xu, E. Verma, and M. Savvides, "Deepgenger2: A generative approach toward occlusion and low-resolution robust facial gender classification via progressively trained attention shift convolutional neural networks (ptas-cnn) and deep convolutional generative adversarial networks (drgan)," in *Deep Learning for Biometrics*. Springer, 2017, pp. 183–218.
- [109] M. Hernández-Durán, V. Cheplygina, and Y. Plasencia-Calaña, "Dissimilarity representations for low-resolution face recognition," in *Proceedings of the International Workshop on Similarity-Based Pattern Recognition*. Springer, 2015, pp. 70–83.
- [110] Y. Peng, L. Spreuwers, and R. Veldhuis, "Designing a low-resolution face recognition system for long-range surveillance," in *Proceedings of the IEEE International Conference of the Biometrics Special Interest Group (BIOSIG)*, sep 2016, pp. 1–5.
- [111] O. El Meslouhi, Z. Elgarrai, M. Kardouchi, and H. Allali, "Unimodal multi-feature fusion and one-dimensional hidden markov models for

- low-resolution face recognition,” *International Journal of Electrical and Computer Engineering (IJECE)*, vol. 7, no. 4, pp. 1915–1922, 2017.
- [112] R. Gopalan, S. Taheri, P. Turaga, and R. Chellappa, “A blur-robust descriptor with applications to face recognition,” *IEEE Transactions on Pattern Analysis and Machine Intelligence*, vol. 34, no. 6, pp. 1220–1226, June 2012.
- [113] P. Rasti, T. Uiboupin, S. Escalera, and G. Anbarjafari, *Convolutional Neural Network Super Resolution for Face Recognition in Surveillance Monitoring*. Cham: Springer International Publishing, 2016, pp. 175–184.