
Lovász Convolutional Networks

Prateek Yadav

Department of Mathematics
Indian Institute of Science
Bangalore, India
prateekyadav@iisc.ac.in

Madhav Nimishakavi

Computer Science and Automation
Indian Institute of Science
Bangalore, India
madhav@iisc.ac.in

Naganand Yadati

Computer Science and Automation
Indian Institute of Science
y.naganand@gmail.com

Arun Rajkumar

Conduent Labs
Bangalore, India
Arun.Rajkumar@conduent.com

Partha Talukdar

Department of Computational Data Science
Bangalore, India
ppt@iisc.ac.in

Abstract

Semi-supervised learning on graph structured data has received significant attention with the recent introduction of graph convolution networks (GCN). While traditional methods have focused on optimizing a loss augmented with Laplacian regularization framework, GCNs perform an implicit Laplacian type regularization to capture local graph structure. In this work, we propose *Lovász convolutional network* (LCNs) which are capable of incorporating global graph properties. LCNs achieve this by utilizing Lovász's orthonormal embeddings of the nodes. We analyse local and global properties of graphs and demonstrate settings where LCNs tend to work better than GCNs. We validate the proposed method on standard random graph models such as stochastic block models (SBM) and certain community structure based graphs where LCNs outperform GCNs and learn more intuitive embeddings. We also perform extensive binary and multi-class classification experiments on real world datasets to demonstrate LCN's effectiveness. In addition to simple graphs, we also demonstrate the use of LCNs on hypergraphs by identifying settings where they are expected to work better than GCNs.

1 Introduction

Learning on structured data has received significant interest in recent years [13, 33]. One of the most important and useful structures that arises in several real world data is the graph structure. Indeed several real world data-sets can be naturally represented as graphs; knowledge graphs [34, 4, 6], protein interaction graphs [41], social network graphs [23, 22, 29], citation networks [14, 28, 31] etc to name a few. These graphs typically have a large number of nodes and manually labeling them as belonging to a certain class is often prohibitive in terms of resources needed. A common approach is to pose the classification problem as a semi-supervised graph transduction problem where one wishes to label all the nodes of a graph using the labels of a small subset of nodes.

Recent approaches to the graph transduction problem rely on the assumption that the labels of nodes are related to the structure of the graph. A common approach is to use the Laplacian matrix associated with a graph as a form of structural regularizer for the learning problem. While the

Laplacian regularization is done explicitly in [1, 39, 38, 5, 36], more recent deep learning based graph convolution network approaches do an implicit Laplacian type regularization [3, 21, 24, 40]. While these traditional methods work reasonably well for several real world problems, our extensive experiments show that they may not be the best methods for tasks involving communities and there is a scope for significant improvement in such cases. In this work, we propose a graph convolutional

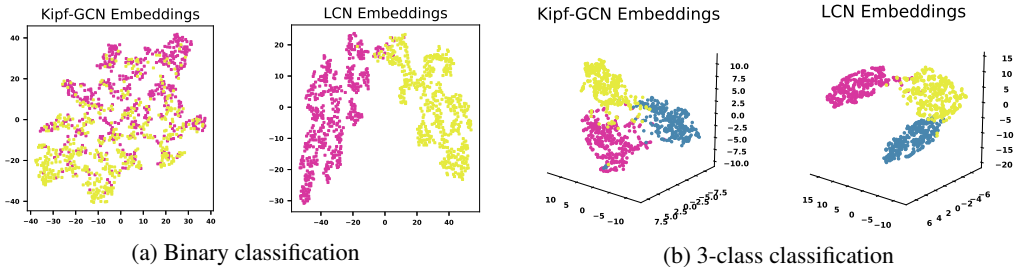


Figure 1: Node embeddings for SBM Experiments

network based approach to solve the semi-supervised learning problem on graphs that typically have a community structure. An extensively studied model for communities is the Stochastic block model which is a random graph model where the nodes of a graph exhibit a community structure i.e., the nodes belonging to same community have a larger probability of having an edge between them than those in different communities. In this work, we propose the *Lovász Convolutional Network*(LCN) which, instead of the traditional Laplacian, uses the embedding of nodes that arise from Lovász’s orthogonal representations as an implicit regularizer. The Lovász regularization, as we will see, is tightly coupled to the coloring of the complement graph of the given graph and hence often produce remarkably superior embeddings than those obtained using the Laplacian regularization for graphs which have a community structure. Intuitively, the optimal coloring of the complement of a graph can be viewed as a way to associate same color to nodes belonging to a same community. As Lovász embeddings also tend to embed nodes with same colors to similar points in euclidean space, the proposed model performs much well in practice. Figure 1a and Figure 1b illustrate this phenomenon using examples for a binary (left) and a three class (right) classification problem where the graph is generated using a stochastic block model. As can be seen, the average distance between embeddings learnt using the LCN is much better than using traditional graph based convolution networks. We make the following contributions in this work:

- We propose the *Lovász Convolutional Network (LCN)* for the problem of semi-supervised learning. LCN combines the power of using the Lovász embeddings with GCNs.
- We analyze various types of graphs and identify the classes of graphs where LCN is expected to perform much better than existing methods. In particular, we demonstrate that by keeping the optimal coloring, a global property of the graph, fixed and increasing the number edges to the graph, LCNs outperforms traditional GCNs.
- We carry out extensive experiments on both synthetic and real world datasets and show significant improvement using LCNs than state of the art algorithms for semi-supervised graph transduction.

We plan to make the code publically available soon.

2 Related Work

The work that is most closely related to ours is [32] which proposes a spectral regularized orthogonal embedding method for graph transduction (SPORE). While they use a Lovász embedding based kernel for explicit regularization, the focus was on computing the embedding efficiently using a special purpose optimization routine. Our work on the other hand proposes a deep learning based Lovász convolutional network which differs from the traditional loss plus explicit regularizer approach of [32] and our experimental results confirm that the proposed LCN approach performs significantly better than SPORE. The use of explicit Laplacian regularizer for semi-supervised learning problems on graphs has been explored in [2] [1] where the focus was to derive generalization bounds for learning on graphs. However, as we will discuss in the sequel, there are settings where the Lovász embeddings

are more natural in capturing the global property of graphs than the Laplacian embeddings and this reflects in our experimental results as well. More recently [40] proposed a dual convolution approach to capture global graph property using positive pointwise mutual information (PPMI). We differ from this approach in defining global property in terms of coloring of the complement graph as opposed to computing semantic similarity using random walks on the graph as done in [40]. Lovász based kernel for graphs have been explored in the context of other machine learning problems such as clustering etc. in [19]. [18] showed an interesting connection between Lovász ϑ function and one class SVMs.

There has been considerable amount of work in extending well established deep learning architectures for graphs. [7, 15, 12, 11] extended Convolutional Neural Networks (CNN) for graphs, while [17] proposed Recurrent Neural Networks (RNN) for graphs. [21] proposed the Graph Convolutional Networks which achieved promising results for the problem of semi-supervised classification on graphs. Most recently, a faster version of GCN, for inductive learning on graphs, was proposed in [8]. However, as we show in our experiments, there are several natural settings where the proposed LCN performs much better than the state of the art GCNs in several problems of interest.

3 Problem Setting and Preliminaries

We work in the semi-supervised graph transduction setting where we are given a graph $G(V, E)$ where $|V| = n$. We are given the labels ($\{0, 1\}$ in the case of binary classification) of a subset of $m < n$ nodes of V and the goal is to predict the labels of the remaining nodes as accurately as possible. Given a graph $G(V, E)$, $\alpha(G)$ denotes the maximum independence number of the graph i.e., the size of the set containing the maximum number of non adjacent nodes in G . A coloring of G corresponds to an assignment of colors to nodes of the graph such that no two nodes with the same color have an edge between them. $\chi(G)$ denotes the chromatic number of G which is the minimum number of colors needed to color G . We denote the complement of a graph by $\bar{G}(V, \bar{E})$. An edge (u, v) is present in the \bar{G} if and only if it is not present in G . It is easily seen that for any graph G , $\alpha(G) \leq \chi(\bar{G})$. A clique is a fully connected graph which has edges between all pairs of nodes. We assume that there is a natural underlying manner in which the graph structure is related to the class labels. In what follows, we recall certain classes of graphs and a certain type of graph embedding which will be of interest in the rest of the paper.

SBM Graphs: The Stochastic Block Model (SBM) [16] [10] is a generative model for random graphs. They are a generalization of the Erdos-Renyi graphs where the edges between nodes of the same community are chosen with a certain probability (say p) while the edges across communities are chosen with a certain other probability (say q where $q < p$). These graphs tend to have community structure and hence are used to model several real world applications including protein interactions, social network analysis etc and have been extensively studied in machine learning, statistics, theoretical computer science and network science literature.

Perfect Graphs: Perfect graphs are a class of graphs whose chromatic number $\chi(G)$ equals the size of the largest clique for every induced subgraph. Several important class of graphs including bipartite graphs, interval graphs, chordal graphs, caveman graphs etc. are all perfect graphs. We refer to [30] for graph theoretical analysis of perfect graphs. Our interest in these graphs is due to the fact that the the chromatic number of these graphs can be computed in polynomial time [26] and they coincide with the Lovász ϑ number of the graph which we discuss next.

Lovász Embeddings: Lovász [25] introduced the concept of *orthogonal embedding* in the context of the problem of embedding a graph $G = (V, E)$ on a unit sphere \mathcal{S}^{d-1} .

Definition 3.1 (Orthogonal embedding [25, 27]). An orthogonal embedding of a graph $G = (V, E)$ with $|V| = n$, is a matrix $\mathbf{U} = [\mathbf{u}_1, \dots, \mathbf{u}_n] \in \mathbb{R}^{d \times n}$ such that $\mathbf{u}_i^\top \mathbf{u}_j = 0$ whenever $(i, j) \notin E$ and $\mathbf{u}_i \in \mathcal{S}^{d-1} \forall i \in [n]$.

Let $Lab(G)$ denote the set of all possible orthogonal embeddings of the graph G , given by $Lab(G) = \{\mathbf{U} | \mathbf{U} \text{ is an orthogonal embedding}\}$. The Lovász theta function is defined as:

$$\vartheta(G) = \min_{\mathbf{U} \in Lab(G)} \min_{\mathbf{c} \in \mathcal{S}^{d-1}} \max_i (\mathbf{c}^\top \mathbf{u}_i)^{-2}.$$

The famous sandwich theorem of Lovász [25] states that $\alpha(G) \leq \vartheta(G) \leq \chi(\bar{G})$ where $\alpha(G)$ is the independence number of the graph and $\chi(\bar{G})$ is the chromatic number of the complement of G . Perfect graphs are of interest to us as both the above inequalities are equalities for them [26].

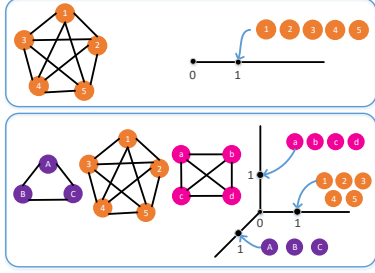


Figure 2: Lovász embeddings for clique (up), disjoint union of cliques (down). Refer Section 3 for more details.

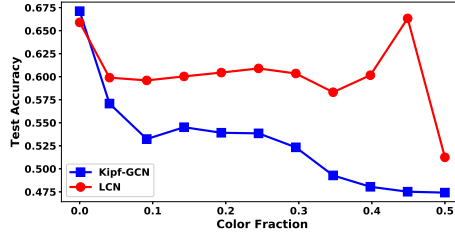


Figure 3: Variation of test accuracy (higher is better) for GCN and LCN- with variation in the graph structure. GCN fails to perform as the number color fraction increases. Refer Section 4 for more details.

A few examples are helpful to gain intuition about the relation of Lovász embeddings to community structures. For the complete graph whose complement can be colored using just a single color, the Lovász embeddings of all the nodes are trivial and in 1 dimension. These embeddings are exactly the same as there are no orthogonal constraints imposed by the edges (Figure 2). As a generalization of this example, for a graph that is a disjoint union of k cliques of possible variable number of nodes in each clique, the complement is a complete k partite graph and hence can be colored using k colors where each partition corresponds to a single color. It turns out the Lovász embeddings for this graph are a set of orthonormal vectors in \mathbb{R}^k . In practice, the communities that occur are not exactly cliques i.e., not all edges in a community are connected to each other. However, the Lovász embeddings still capture the necessary structure as we will see in our experiments.

Graph convolutional networks (GCN): GCNs [21] extend the idea of Convolutional Neural Networks (CNNs) for graphs. Let $G = (V, E)$ be an undirected graph and \mathbf{A} be the adjacency matrix of G and let $\tilde{\mathbf{A}} = \mathbf{A} + \mathbf{I}$ be the adjacency with added self-connections and $\tilde{\mathbf{D}}_{ii} = \sum_j \tilde{\mathbf{A}}_{ij}$. Let $\mathbf{X} \in \mathbb{R}^{n \times d}$ represent the feature matrix of the nodes. A simple two-layer GCN for the problem of semi-supervised node classification assumes the form : $f(\mathbf{X}, \mathbf{A}) = \text{softmax}(\hat{\mathbf{A}} \text{ReLU}(\hat{\mathbf{A}}\mathbf{X}\mathbf{W}^{(0)})\mathbf{W}^{(1)})$.

Where $\hat{\mathbf{A}} = \tilde{\mathbf{D}}^{-\frac{1}{2}}\tilde{\mathbf{A}}\tilde{\mathbf{D}}^{-\frac{1}{2}}$, $\mathbf{W}^{(0)} \in \mathbb{R}^{d \times h}$ is an input-to-hidden weight matrix for a hidden layer with h units and $\mathbf{W}^{(1)} \in \mathbb{R}^{h \times F}$ is hidden-to-output weight matrix. The softmax activation function, defined as $\text{softmax}(x_i) = \frac{1}{Z} \exp(x_i)$ with $Z = \sum_i \exp(x_i)$ is applied row-wise.

For semi-supervised multi-class classification, cross-entropy loss over labeled examples is given by

$$\mathcal{L} = \sum_{l \in \mathcal{Y}_L} \sum_{f=1}^F Y_{lf} \ln Z_{lf}, \quad (1)$$

where \mathcal{Y}_L is the set of labeled nodes. The weights $\mathbf{W}^{(0)}$ and $\mathbf{W}^{(1)}$ are learnt using gradient descent.

4 Motivating Example

In this section we present a motivating example to demonstrate the use of the Lovász orthogonal embedding in the semi-supervised graph transduction task. In particular, we want to show how the embeddings learnt using the Lovász kernel result in improved accuracy as a parameter called *color fraction*, which we define below, varies. To illustrate our hypothesis, we consider a bipartite graph as input to the problem. The reason for this choice is that bipartite graphs are perfect and hence optimal coloring of both the graph G and its complement \bar{G} (which is also perfect by the perfect graph theorem [9]) are easy to compute in polynomial time. Before explaining the experiment, we start with the following definition.

Coloring Fraction The coloring fraction of a graph $G(V, E)$ is the ratio of the number of edges in G with different colors to the number of pairs of nodes with different color where the coloring is optimal with respect to the complement graph \bar{G} .

As an example, for a complete bipartite graph $G = K(n, n)$ on $2n$ nodes, the complement graph is

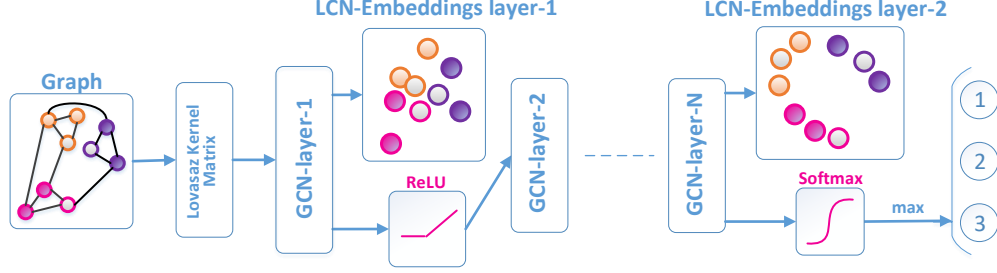


Figure 4: Proposed Architecture of Lovász Convolutional Network along with representative graphs and their embeddings learnt for semi-supervised classification. Refer to Section 5 for more details.

the union of 2 disjoint cliques of n nodes each and hence the graph can be colored using n colors. The coloring fraction is then $\frac{n(n-1)}{2(n-1)(n)} = 0.5$. The following proposition establishes how coloring fraction varies with removal of edges from a graph.

Proposition 1. *Let $G(V, E)$ be a graph where $\chi(\bar{G})$ is the chromatic number of the complement of G . Let $\beta(G)$ be the coloring fraction of G . Let G' be the graph obtained from G by removing a set of edges whose nodes have different colors with respect to the optimal coloring of \bar{G} . Then $\chi(\bar{G}') = \chi(\bar{G})$ whereas $\beta(G') < \beta(G)$.*

Proof. It should be observed that the optimal coloring for \bar{G} is also a *valid* coloring of \bar{G}' as the edges removed from G are only from nodes with different colors with respect to coloring of \bar{G} . To see why it is also an *optimal* coloring, we use contradiction. If there exists a coloring of \bar{G}' with strictly smaller number of colors than $\chi(\bar{G})$, then we can remove edges to form \bar{G}' to obtain \bar{G} such that it is also a valid coloring of \bar{G} as removing edges does not affect the validity of a coloring. However, this contradicts the optimality of the original coloring for \bar{G} . Thus $\chi(\bar{G}) = \chi(\bar{G}')$. Moreover, since we are removing edges from G , the coloring fraction increases by definition and hence $\beta(G') < \beta(G)$. \square

The above proposition says that by removing edges carefully, a local property of the graph (coloring fraction) changes whereas a global property (chromatic number of complement graph) does not change. If the labels of nodes depends on the global property of the graph, then a natural question of interest is to study the sensitivity of algorithms to change in the local property while keeping the global property fixed. This is precisely what we do as we explain below.

We begin with a complete bipartite graph $K(n, n)$ whose coloring fraction as computed above is 0.5. We remove m edges in each step where the nodes of removed edges have different colors (w.r.t optimal coloring of \bar{G}). In each case, the labels are assigned such that nodes with half the colors are assigned to class 0 and remaining to class 1. We compute the accuracy of a Laplacian based GCN model vs the proposed LCN model. In our experiment we set $n = 50$ and $m = 250$. The results averaged over 10 random splits of 20% – 20% – 60% train-validation-test are presented in Figure 3. It is clear that as the color fraction increases, the accuracy of the standard GCN drops while that of Lovász does not. This is because the standard GCN depends on local connectivity property of the graph whereas the labelling is done in accordance to the global coloring of the complement graph and is better captured by the proposed LCN.

The above example motivates our study of Lovász based embeddings in cases where the global structure of the graph is related to the class labels. With this motivation, we propose the Lovász convolution network in the following section.

5 LCN: Proposed Model

In this section, we present our proposed method, the Lovász Convolution Network (LCN), for semi-supervised graph transduction. As motivated in the previous section, when the class labels depend on the coloring (a global property) of the given graph, it is natural to start training a graph based convolution network which incorporates this property into learning. Let $Lab(G)$, as defined in Section 3, represent the set of all possible orthonormal embeddings for a given graph G . The set of graph kernel matrices is defined as

$$\mathbf{K}(G) := \{\mathbf{K} \in \mathcal{S}_n^+ | \mathbf{K}_{ii} = 1, \forall i \in [n]; \mathbf{K}_{ij} = 0, \forall (i, j) \notin E\},$$

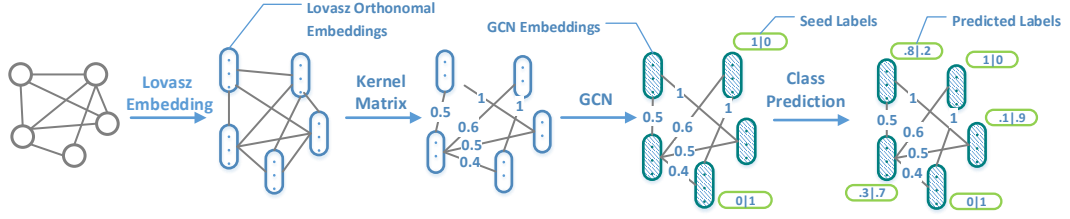


Figure 5: Demonstration of the model highlighting the process of obtaining the Lovász kernel matrix from a graph and the updating node features via a GCN to perform semi-supervised classification. Refer to Section 5 for more details.

Algorithm 1: Lovasz Kernel Matrix Computation

Input: \mathbf{A} , Adjacency matrix of Graph G

Output: \mathbf{K} : Lovasz Kernel

- 1 $\mathbf{Y} \leftarrow$ minimize t subject to $\mathbf{Y} \succeq 0$, $\mathbf{Y}_{ij} = -1$, $\forall (i, j) \notin E$, $\mathbf{Y}_{ii} = t - 1$
 - 2 $\mathbf{X} \in \mathbb{R}^{n \times n} \leftarrow \text{Cholesky}(\mathbf{Y})$;
 - 3 **if** $\text{rank}(\mathbf{X}) < n$ **then**
 - 4 $c \leftarrow$ random basis element from $\text{Null}(\mathbf{X})$;
 - 5 $u_i = \frac{c + x_i}{\sqrt{t}}$;
 - 6 **end**
 - 7 **if** $\text{rank}(\mathbf{X}) = n$ **then**
 - 8 $x_i = [x_i \ 0] \in \mathbb{R}^{n+1} \forall i \in \{1, 2, \dots, n\}$;
 - 9 $u_i = \frac{e_{n+1} + x_i}{\sqrt{t}}$ where $e_{n+1} \in \mathbb{R}^{n+1}$ is the standard basis element;
 - 10 **end**
 - 11 $\mathbf{U} = [u_1 u_2 \dots u_n]$;
 - 12 $\mathbf{K} = \mathbf{U}^\top \mathbf{U}$;
-

where \mathcal{S}_n^+ is the set of all positive semidefinite matrices. [18] showed the equivalence between $\text{Lab}(G)$ and $\mathcal{K}(G)$. Since $\mathbf{K} \in \mathcal{K}(G)$ is positive semidefinite, there exists a $\mathbf{U} \in \mathbb{R}^{n \times d}$ such that $\mathbf{K} = \mathbf{U}^\top \mathbf{U}$. It should be noted that $\mathbf{K}_{ij} = \mathbf{u}_i^\top \mathbf{u}_j$, where \mathbf{u}_i is the i -th column of \mathbf{U} , which implies $\mathbf{U} \in \text{Lab}(G)$. Similarly, it can be shown that for any $\mathbf{U} \in \text{Lab}(G)$, $\mathbf{K} = \mathbf{U}^\top \mathbf{U} \in \mathcal{K}(G)$. Given a graph G , we compute the Lovász orthonormal embedding \mathbf{U} and the associated kernel matrix \mathbf{K} optimally using Algorithm 1. Figure 5 shows the steps involved in computing the Lovász kernel matrix and then how GCN is used to update the embeddings based on this kernel which are then used for classification task. Similar to the normalized Laplacian of a graph, the kernel matrix is also positive semidefinite. We propose to use the following two layered architecture for the problem of semi-supervised classification,

$$f(\mathbf{X}, \mathbf{K}) = \text{softmax}(\mathbf{K} \text{ReLU}(\mathbf{K}\mathbf{X}\mathbf{W}^{(0)})\mathbf{W}^{(1)}). \quad (2)$$

Similar to GCN, we minimize the cross-entropy loss given in (1) for semi-supervised multi-class classification. We use batch gradient descent for learning the weights $\mathbf{W}^{(0)}$ and $\mathbf{W}^{(1)}$. Figure 4 describes the model from GCN's perspective and also shows representative embeddings learned after each layer. The network which we used had two layers of GCN.

We note that when the class labels are a non-linear mapping of the optimal coloring of \bar{G} , LCN with Lovász kernel $\mathcal{K}(G)$ tunes the weights of the network to learn the mapping.

6 Experimental Results

In this section, we report the results of our experiments on several synthetic and real world datasets. We demonstrate the usefulness of the embeddings learnt using the Lovász convolution networks over several state of the art methods including GCNs, SPORE, normalized and unnormalized laplacian

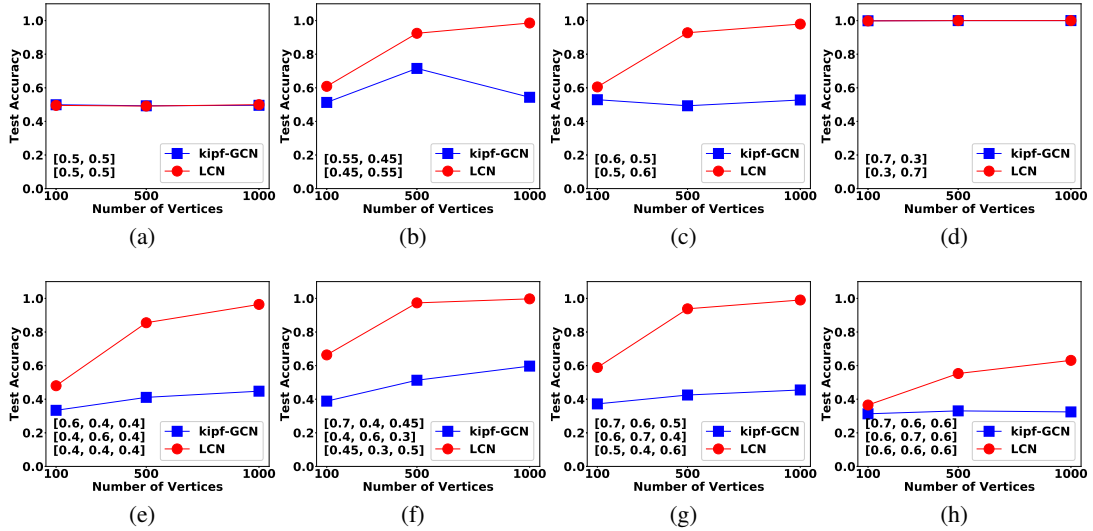


Figure 6: Test accuracy plots for various synthetically generated graphs from stochastic block model. The matrix in plot denotes the connection probabilities between classes.

based regularization along with other embeddings such as KS labellings that are described in [18]. We demonstrate our results on Stochastic block models, real world MNIST datasets (binary and multiclass) and several real world UCI datasets. In addition to this, we test the goodness of Lovász based embeddings in certain perfect graphs called caveman graphs which have been used to model simple social network communities. In addition to simple graphs, we also experiment with hypergraphs with clique expansion to see how the proposed method performs.

Stochastic Block Model: Synthetic Data Experiments: We start by describing our experiments on synthetically generated stochastic block model graphs. We perform the experiment on binary as well as three class classification problem. We report several settings of inter cluster and intra cluster probabilities in Figure 6 and corresponding embeddings in Figure 7. In each of the experiments, we varied the number of nodes from 100 to 1000 and used a 20% – 10% – 70% train-validation-test split where we use early stopping during training. The test accuracy is compared against the standard GCNs. The exact hyperparameter settings for all the experiments are given in the appendix. We make several observations from the results in Figure 6. Firstly, as the inter and intra cluster probabilities get closer, it becomes much harder for GCN to classify well whereas LCN outperforms GCN by a significant margin. Secondly, as the size of the graph increases, the differences in connections become more critical and this is reflected in the increased accuracy with increase in nodes for LCN, whereas accuracy of GCN is almost agnostic to the number of nodes. Finally, as the graph becomes denser i.e., as connection probabilities tend towards 1, LCN performs much better than GCN in the three class setting. These results demonstrate the advantage of using LCNs over GCNs for semi-supervised classification tasks for SBM models.

MNIST and UCI Dataset: Real World Data Experiments: We run several experiments on real world datasets including MNIST and UCI datasets. To make a fair comparison with state of the art, we first run the same set of binary classification experiments as in [32] and compare it with GCNs and our proposed LCNs. These include experiments on 6 UCI datasets (breast-cancer $n = 683$, diabetes $n = 768$, fourclass $n = 862$, heart $n = 270$, ionosphere $n = 351$ and sonar $n = 208$) and experiments on certain pair of classes from a subsampled set of images from the MNIST datasets. Table 1 reports the results for these experiments with various input embeddings including Laplacian (normalized, unnormalized), KS embedding and others as considered in [32]. As can be seen, LCN performs significantly better than SPORE and performs much better than GCNs in all datasets except one. In addition to the binary classification experiment, we also conducted three class classification on 500 and 2000 images from MNIST (randomly subsampled from classes 1, 2 and 7) and also 10 class classification where we randomly subsample 2000 images from all classes. The results are reported in Table 2 As the classes increase, LCN significantly outperforms GCNs.

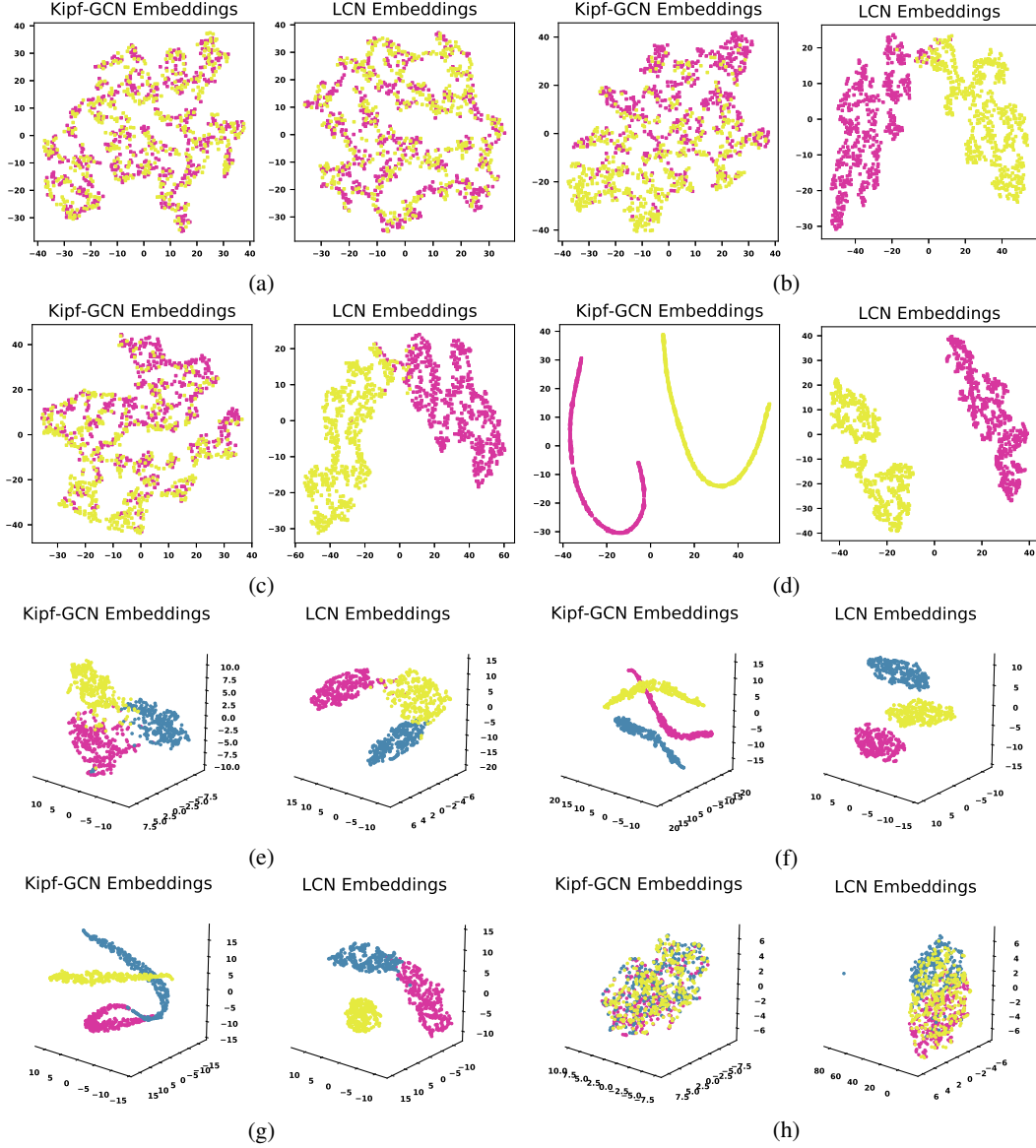


Figure 7: Embeddings learnt for settings corresponding to Figure 6 (a)-(h) for $n=1000$

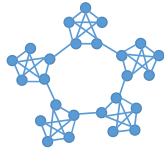
Caveman graph: Goodness of Embeddings Experiment: A connected caveman graph of size (n, k) is formed by modifying a set of isolated k -cliques (or *caves*) by removing one edge from each clique and using it to connect to a neighboring clique along a central cycle such that all n cliques form a single unbroken loop [35]. Caveman graphs are perfect graphs and are used for modeling simple communities in social networks [20]. We run our experiments on various synthetic caveman graphs. For every caveman graph, we compute the optimal coloring of the complement graph. We consider a binary classification setting and randomly assign nodes corresponding to half of the colors to class 0 and the other half to the class 1. We work with a 20% – 20% – 60% train-validation-test splits, for every graph we run the experiments on 10 random splits. Table 8(b) shows the test accuracy of Kipf-GCN and LCN. In Table 8(b), *Avg_same* stands for average inner product of the representations of the nodes with same color and *Avg_diff* stands for that of the nodes with different colors. As we see, LCN performs better on all cases considered. Also, the average dot products of nodes with same color is high and those with different colors is close to zero showing that the representations are as well separated as possible for nodes with different colors.

Table 1: Binary Classification with Random label-to-color assignment in UCI and MNIST datasets.

Dataset	Un-Lap	N-Lap	KS	SPORE	Kipf-GCN	LCN
breast-cancer	88.22	93.33	92.77	96.67	96.00	96.41
diabetes	68.89	69.33	69.44	73.33	66.51	71.82
fourclass	70.00	70.00	70.44	78.00	76.38	79.44
heart	71.97	75.56	76.42	81.97	80.92	75.40
ionosphere	67.77	68.00	68.11	76.11	73.92	76.34
sonar	58.81	58.97	59.29	63.92	65.00	62.96
mnist-500 1 vs 2	75.55	80.55	79.66	85.77	97.70	97.83
mnist-500 3 vs 8	76.88	81.88	83.33	86.11	87.42	89.49
mnist-500 4 vs 9	68.44	72.00	72.22	74.88	71.36	79.75
mnist-2000 1 vs 2	83.80	96.23	94.95	96.72	97.82	98.72
mnist-2000 3 vs 8	55.15	87.35	87.35	91.35	88.43	93.68
mnist-2000 1 vs 7	90.65	96.80	96.55	97.25	97.68	97.92

Table 2: Multi class Classification in MNIST dataset

Dataset	Kipf-GCN	LCN
mnist-500 1 vs 2 vs 7	93.70	94.56
mnist-2000 1 vs 2 vs 7	95.42	96.35
mnist-2000-10class	63.62	82.86

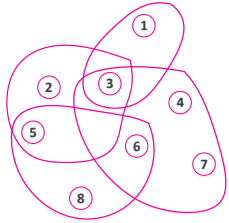


(a) A caveman graph of size (5,5) i.e., 5 cliques of size 5.

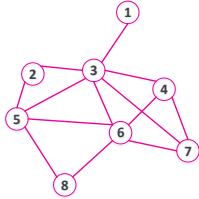
(b) Average test accuracy of Kipf-GCN and LCN on various caveman graphs.

(n, k)	Kipf-GCN	LCN	Avg_same	Avg_diff
(50, 10)	0.92	0.93	0.83	-0.008
(75, 6)	0.77	0.80	0.80	-0.005
(100, 5)	0.71	0.73	0.79	-0.003
(100, 7)	0.81	0.81	0.80	-0.003

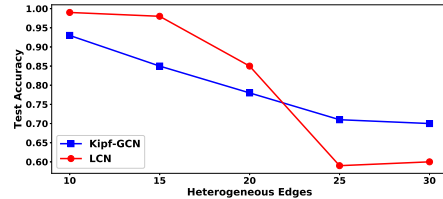
Figure 8: Caveman graph experiment.



(a) Schematic view of a hypergraph.



(b) Clique expansion of a hypergraph.



(c) Behavior of test accuracy with increase in the heterogeneous edges in the hypergraph.

Figure 9: Hypergraph experiment.

Hypergraphs: Homogeneous vs Heterogeneous Edges Experiment: Though our main focus is on simple graphs, we also experiment with synthetic hypergraphs. A hypergraph is a generalized version of a graph where a hyper edge consists of a set of nodes. Figure 9 (left) shows a schematic representation of a hypergraph with 8 nodes and 4 hyperedges. However, for hypergraphs, to the best of our knowledge, orthogonal embeddings and Lovász theta function are not defined. Therefore, we consider the clique expansion of the hypergraphs [37]. Clique expansion creates a simple graph from a hypergraph by replacing every hyperedge with a clique. In our experiments, we generated a hypergraph of 100 nodes with every hyperedge containing 35 nodes. We consider a binary classification setting and assign randomly 50 nodes to one class and the other 50 to a different class. We randomly create 20 hyperedges such that all the nodes in the hyperedge belong to same class, we call these edges homogeneous edges. We also create m random hyperedges such that the label distribution of the nodes in the hyperedge is 2:3, we call these edges heterogeneous. We vary m between 10 and 30 and create multiple hypergraphs. We work with a 20%-20%-60% train-validation-test split and average across ten runs per each hypergraph. Figure 9 (b) shows the behavior of test accuracy with increase in the number of heterogeneous edges. As one can see LCN performs much better than GCN when the number of heterogeneous edges are small (and hence the clique expansion has a community-like structure) whereas GCNs tend to perform better with increase in the number of heterogeneous edges.

7 Conclusion

We propose Lovász Convolution Networks for the problem of semi supervised learning on graphs. Our analysis shows settings where LCNs perform much better than GCNs. Our results on real world and synthetic datasets demonstrate the superior embeddings learnt by LCNs and show that they significantly outperform GCNs. Future work includes detailed analysis of Lovász embeddings for hypergraphs, use of LCNs for community detection and clustering.

References

- [1] Shivani Agarwal. Ranking on graph data. In *International Conference on Machine Learning*, 2006. 2.
- [2] Rie K Ando and Tong Zhang. Learning on graph with laplacian regularization. In *Advances in neural information processing systems*, 2007. 2.
- [3] James Atwood and Don Towsley. Diffusion-convolutional neural networks. In *Advances in neural information processing systems*, 2016. 2.
- [4] Sören Auer, Christian Bizer, Georgi Kobilarov, Jens Lehmann, Richard Cyganiak, and Zachary Ives. Dbpedia: A nucleus for a web of open data. In *Proceedings of the 6th International The Semantic Web and 2Nd Asian Conference on Asian Semantic Web Conference*, 2007. 1.
- [5] Mikhail Belkin, Partha Niyogi, and Vikas Sindhwani. Manifold regularization: A geometric framework for learning from labeled and unlabeled examples. *JMLR*, 2006. 2.
- [6] Kurt Bollacker, Colin Evans, Praveen Paritosh, Tim Sturge, and Jamie Taylor. Freebase: A collaboratively created graph database for structuring human knowledge. In *Proceedings of the 2008 ACM SIGMOD International Conference on Management of Data*, 2008. 1.
- [7] Joan Bruna, Wojciech Zaremba, Arthur Szlam, and Yann LeCun. Spectral networks and locally connected networks on graphs. In *ICLR*, 2014. 3.
- [8] Jie Chen, Tengfei Ma, and Cao Xiao. Fastgcn: Fast learning with graph convolutional networks via importance sampling. *arXiv preprint arXiv:1801.10247*, 2018. 3.
- [9] Maria Chudnovsky, Neil Robertson, Paul Seymour, and Robin Thomas. The strong perfect graph theorem. *Annals of mathematics*, 2006. 4.
- [10] Anne Condon and Richard M Karp. Algorithms for graph partitioning on the planted partition model. In *Randomization, Approximation, and Combinatorial Optimization. Algorithms and Techniques*. 3.
- [11] Michaël Defferrard, Xavier Bresson, and Pierre Vandergheynst. Convolutional neural networks on graphs with fast localized spectral filtering. In *Advances in neural information processing systems*, 2016. 3.
- [12] David K Duvenaud, Dougal Maclaurin, Jorge Iparraguirre, Rafael Bombarell, Timothy Hirzel, Alan Aspuru-Guzik, and Ryan P Adams. Convolutional networks on graphs for learning molecular fingerprints. In *Advances in neural information processing systems*, 2015. 3.
- [13] Lise Getoor and Ben Taskar. *Introduction to statistical relational learning*. 2007. 1.
- [14] C. Lee Giles, Kurt D. Bollacker, and Steve Lawrence. Citeseer: An automatic citation indexing system. In *Proceedings of the Third ACM Conference on Digital Libraries*, 1998. 1.
- [15] Mikael Henaff, Joan Bruna, and Yann LeCun. Deep convolutional networks on graph-structured data. *CoRR*, 2015. 3.
- [16] Paul W Holland, Kathryn Blackmond Laskey, and Samuel Leinhardt. Stochastic blockmodels: First steps. *Social networks*, 1983. 3.
- [17] Ashesh Jain, Amir R Zamir, Silvio Savarese, and Ashutosh Saxena. Structural-rnn: Deep learning on spatio-temporal graphs. In *Proceedings of the IEEE Conference on Computer Vision and Pattern Recognition*, 2016. 3.
- [18] Vinay Jethava, Anders Martinsson, Chiranjib Bhattacharyya, and Devdatt Dubhashi. Lovasz theta function, svms and finding dense subgraphs. *Journal of Machine Learning Research*, 2013. 3, 6, and 7.
- [19] Fredrik Johansson, Vinay Jethava, Devdatt Dubhashi, and Chiranjib Bhattacharyya. Global graph kernels using geometric embeddings. In *Proceedings of the 31st International Conference on Machine Learning, ICML 2014, Beijing, China, 21-26 June 2014*, 2014. 3.
- [20] U Kang and Christos Faloutsos. Beyond ‘caveman communities’: Hubs and spokes for graph compression and mining. In *Data Mining (ICDM), 2011 IEEE 11th International Conference on*, 2011. 8.
- [21] Thomas N Kipf and Max Welling. Semi-supervised classification with graph convolutional networks. In *ICLR*, 2017. 2, 3, and 4.

- [22] Jure Leskovec, Daniel Huttenlocher, and Jon Kleinberg. Predicting positive and negative links in online social networks. In *Proceedings of the 19th International Conference on World Wide Web*, 2010. 1.
- [23] Jure Leskovec, Daniel Huttenlocher, and Jon Kleinberg. Signed networks in social media. In *Proceedings of the SIGCHI Conference on Human Factors in Computing Systems*, 2010. 1.
- [24] Qimai Li, Zhichao Han, and Xiao-Ming Wu. Deeper insights into graph convolutional networks for semi-supervised learning. In *AAAI*, 2018. 2.
- [25] László Lovász. On the shannon capacity of a graph. *IEEE Transactions on Information theory*, 1979. 3.
- [26] László Lovász. A characterization of perfect graphs. In *Classic Papers in Combinatorics*, pages 447–450. Springer, 2009. 3.
- [27] László Lovász and Katalin Vesztergombi. Geometric representations of graphs. In *IN PAUL ERDŐS, PROC. CONF*, 1999. 3.
- [28] Qing Lu and Lise Getoor. Link-based classification. In *Proceedings of the Twentieth International Conference on International Conference on Machine Learning*, 2003. 1.
- [29] Julian McAuley and Jure Leskovec. Learning to discover social circles in ego networks. In *Proceedings of the 25th International Conference on Neural Information Processing Systems - Volume 1*, 2012. 1.
- [30] Jorge L Ramírez-Alfonsín and Bruce A Reed. *Perfect graphs*, volume 44. Wiley, 2001. 3.
- [31] Prithviraj Sen, Galileo Mark Namata, Mustafa Bilgic, Lise Getoor, Brian Gallagher, and Tina Eliassi-Rad. Collective classification in network data. *AI Magazine*, 2008. 1.
- [32] Rakesh Shivanna, Bibaswan K Chatterjee, Raman Sankaran, Chiranjib Bhattacharyya, and Francis Bach. Spectral norm regularization of orthonormal representations for graph transduction. In *Advances in Neural Information Processing Systems 28*. Curran Associates, Inc., 2015. 2 and 7.
- [33] Amarnag Subramanya and Partha Pratim Talukdar. Graph-based semi-supervised learning. *Synthesis Lectures on Artificial Intelligence and Machine Learning*, 8(4):1–125, 2014. 1.
- [34] Fabian M. Suchanek, Gjergji Kasneci, and Gerhard Weikum. Yago: A core of semantic knowledge. In *Proceedings of the 16th International Conference on World Wide Web*, 2007. 1.
- [35] Duncan J Watts. Networks, dynamics, and the small-world phenomenon. *American Journal of sociology*, 1999. 8.
- [36] Zhilin Yang, William W. Cohen, and Ruslan Salakhutdinov. Revisiting semi-supervised learning with graph embeddings. In *International Conference on Machine Learning*, 2016. 2.
- [37] Dengyong Zhou, Jiayuan Huang, and Bernhard Schölkopf. Learning with hypergraphs: Clustering, classification, and embedding. In *Advances in neural information processing systems*, 2006. 9.
- [38] Denny Zhou, Olivier Bousquet, Thomas N Lal, Jason Weston, and Bernhard Schölkopf. Learning with local and global consistency. In *Advances in neural information processing systems*, 2004. 2.
- [39] Xiaojin Zhu, Zoubin Ghahramani, and John Lafferty. Semi-supervised learning using gaussian fields and harmonic functions. In *International Conference on Machine Learning*, 2003. 2.
- [40] Chenyi Zhuang and Qiang Ma. Dual graph convolutional networks for graph-based semi-supervised classification. In *TheWebConf*, 2018. 2 and 3.
- [41] Marinka Zitnik and Jure Leskovec. Predicting multicellular function through multi-layer tissue networks. *Bioinformatics*, 2017. 1.