

# Multi-Level Deep Cascade Trees for Conversion Rate Prediction

Hong Wen

Alibaba Group  
Hangzhou, Zhejiang, China 311121  
qinggan.wh@alibaba-inc.com

Jing Zhang

Hangzhou Dianzi University  
Hangzhou, Zhejiang, China 310018  
jingzhang@hdu.edu.cn

Quan Lin, Keping Yang\*

Alibaba Group  
Hangzhou, Zhejiang, China 311121  
{tieyi.lq,shaoyao}@taobao.com

Taiwei Jin, Fuyu Lv

Alibaba Group  
Hangzhou, Zhejiang, China 311121  
{taiwei.jtw,fuyu.lfy}@alibaba-inc.com

Xiaofeng Pan, Pipei Huang

Alibaba Group  
Hangzhou, Zhejiang, China 311121  
{qiuzhi.pxf,pipei.hpp}@alibaba-inc.com

Zheng-Jun Zha

USTC  
Hefei, Anhui, China 230026  
zhazj@ustc.edu.com

## ABSTRACT

Developing effective and efficient recommendation methods is very challenging for modern e-commerce platforms (e.g., *Taobao*). Generally speaking, two essential modules named "Click-Through Rate Prediction" (*CTR*) and "Conversion Rate Prediction" (*CVR*) are included, where *CVR* module is a crucial factor that affects the final purchasing volume directly. However, it is indeed very challenging due to its sparseness nature. In this paper, we tackle this problem by proposing multi-Level Deep Cascade Trees (*ldcTree*), which is a novel decision tree ensemble approach. It leverages deep cascade structures by stacking Gradient Boosting Decision Trees (*GBDT*) to effectively learn feature representation. In addition, we propose to utilize the cross-entropy in each tree of the preceding *GBDT* as the input feature representation for next level *GBDT*, which has a clear explanation, i.e., a traversal from root to leaf nodes in the next level *GBDT* corresponds to the combination of certain traversals in the preceding *GBDT*. The deep cascade structure and the combination rule enable the proposed *ldcTree* to have a stronger distributed feature representation ability. Moreover, inspired by ensemble learning, we propose an Ensemble *ldcTree* (*E-ldcTree*) to encourage the model's diversity and enhance the representation ability further. Finally, we propose an improved Feature learning method based on *EldcTree* (*F-EldcTree*) for taking adequate use of weak and strong correlation features identified by pre-trained *GBDT* models. Experimental results on off-line dataset and online deployment demonstrate the effectiveness of the proposed methods.

## KEYWORDS

deep cascade trees, conversion rate prediction, feature representation, weak and strong correlation features

\*Corresponding author

Permission to make digital or hard copies of all or part of this work for personal or classroom use is granted without fee provided that copies are not made or distributed for profit or commercial advantage and that copies bear this notice and the full citation on the first page. Copyrights for components of this work owned by others than ACM must be honored. Abstracting with credit is permitted. To copy otherwise, or republish, to post on servers or to redistribute to lists, requires prior specific permission and/or a fee. Request permissions from [permissions@acm.org](mailto:permissions@acm.org).

CIKM'2018, 22-26 October, 2018, Lingotto, Turin, Italy

© 2018 Association for Computing Machinery.

ACM ISBN 978-x-xxxx-xxxx-x/YY/MM...\$15.00

<https://doi.org/10.1145/nnnnnnn.nnnnnnn>

## ACM Reference Format:

Hong Wen, Jing Zhang, Quan Lin, Keping Yang, Taiwei Jin, Fuyu Lv, Xiaofeng Pan, Pipei Huang, and Zheng-Jun Zha. 2018. Multi-Level Deep Cascade Trees for Conversion Rate Prediction. In *Proceedings of the 27th ACM International Conference on Information and Knowledge Management (CIKM'2018)*. ACM, New York, NY, USA, 10 pages. <https://doi.org/10.1145/nnnnnnn.nnnnnnn>

## 1 INTRODUCTION

With the explosive growth of information available online, Recommender System (RS), as a useful information filtering tool, is used for estimating users' preferences on items they have not seen and guides them to discover products or services they might be interested in from massive possible options [1]. In general, recommender systems are classified into the following three categories based on the forms of recommendations [2]: Collaborative recommendations, Content-based recommendations and Hybrid recommendations. Collaborative recommendations make users recommended items that people with similar tastes preferred in the past. Content-based recommendations make users recommended items similar to the ones the user preferred in the past. Hybrid recommendations integrates two or more types of recommendation strategies, which helps to avoid certain limitations of single strategy [1].

Recommender System increasingly plays an essential role in industry area, which promotes services for many applications [8, 14]. For example, *Taobao*, as the largest third-party retail platform in China and a business unit of Alibaba Group, provides online display for billions of items every day. In addition, in order to help customers find exactly what they need, recommendation techniques have been studied and deployed extensively on the *Taobao* platform, which significantly provides good user experience and promotes incredible increase in revenue. In this paper, we mainly focused on the recommendation module (named "also view") of "detailed page", which brings the **largest** transaction amount among all the recommendation modules of *Taobao*, contributing more than one hundred million *yuan RMB* every day. Fig. 1 shows the "detailed page" of an item, with the recommended items from "also view" module highlighted by a red rectangle.

Usually, the deployed framework of online recommendation system in *Taobao* is illustrated in Fig. 2. Specifically, when a user visits *Taobao* through a terminal, such as smartphones, the system firstly analyzes his/her long and short term behaviors and then his/her interested items, called *Triggers*, are selected. Then, massive items

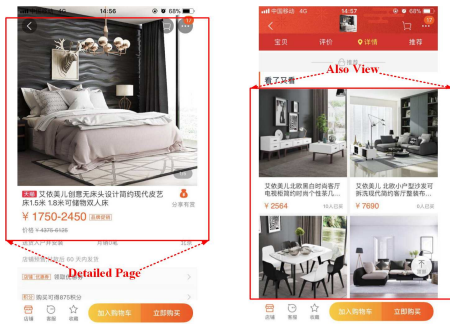


Figure 1: The "detailed page" of an item, associated with recommended items highlighted by a red rectangle in the "also view" module.

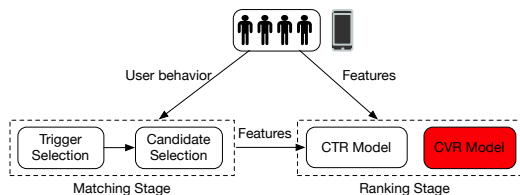


Figure 2: The framework for online recommendation in Taobao.

closely related with *Triggers* are generated. Further, top K (e.g., 500) of them (based on the "matching score"), along with extra information (e.g., user, item, user-item cross features), are delivered to the next *Ranking* stage where it contains two core modules, namely *CTR* and *CVR*. Finally, the recommendation results are generated and displayed to the user. Back to the "also view" module, we notice that only the items from the same seller can be recommended due to its particularity, which may result in inadequate candidates if adopting aforementioned *Matching Strategies* especially for small sellers. Therefore, we resort to all the items from the same seller as the candidates for later *Ranking Stage*. And in this paper, we mainly focus on the *CVR* prediction in *Ranking Stage* (here, *CTR* problem is beyond the scope of this paper).

In the past few decades, deep learning has been witnessed the tremendous successes in many application areas [24, 35], such as image classification [23, 30], speech recognition [9, 10] and object detection [13, 28]. Meanwhile, recent studies also demonstrate its efficiency and effectiveness in coping with recommendation tasks [5, 11, 15, 17, 18, 22, 32, 34]. Though deep learning has been partially overcoming obstacles of conventional models and gaining momentum due to its state-of-the-art performances, it has apparent deficiencies, such as a huge amount of data and powerful computational facilities required for training, more importantly many hyper-parameters to be tuned. Recently, *gcForest* [37], an alternative to *DNN*, is proposed, which generates a deep forest ensemble, with a cascade structure to do representation learning. In addition, it achieves highly competitive performance compared with *DNN* for various domains' tasks while having fewer hyper-parameters.

In this paper, partially inspired by *gcForest* [37], we firstly propose a multi-Level Deep Cascade Trees model (short as *ldcTree*) to cope with the essential task *CVR prediction* in the "also view" module. *ldcTree* is another alternative to *DNN* and encourages to do representation learning by a level-by-level cascade structure. Specifically, it takes a multi-dimensional representational feature vector from preceding level and outputs its processing results to the next level by employing Gradient Boosting Decision Trees (*GBDT*) models [12], where a new tree is created to model the residual of previous trees during each iteration, and a traversal from root node to a leaf node represents a combination rule of certain input features. One step further, we propose to utilize the cross-entropy value of each leaf node on the trees in the preceding level *GBDT* to construct the feature representation for the next level *GBDT*, which results a clear explanation of the splitting node in the next level *GBDT*, i.e., a traversal from root to a leaf node in next level *GBDT* indicates a combination rule of certain paths on the trees from preceding level *GBDT*. Then, inspired by the idea of the ensemble learning, we proposed Ensemble *ldcTree* (short as *E-ldcTree*), which encourages the model's diversity and enhances the representation ability further.

Furthermore, it is noteworthy that a small number of raw features contributes the majority of explanatory power while the remaining features have only a marginal contribution in *GBDT* models [19], which results in the importance of certain raw features can't be demonstrated. Therefore, we further proposed an improved Feature learning method based on the above *EldcTree*, named *F-EldcTree*, which takes more adequately use of weak and strong correlation features identified by pre-trained *GBDT* model at corresponding levels. The key contributions of this paper are:

- We propose a novel model *ldcTree* and its extension *EldcTree*, which are decision tree ensemble methods by exploiting the deep cascade structures and using a cross-entropy based feature representation. It exhibits a strong feature representation ability and has a clear explanation.
- To the extent of our knowledge, our proposed *F-EldcTree* is the first recommendation work which adequately takes into account weak and strong correlation features identified by pre-trained *GBDT* model at corresponding levels, and contributes more excellent ability for representation learning.
- We have successfully deployed the proposed methods to the recommendation module "also view" on *Taobao*, and carry out online experiments with more than 100M users and items, furthermore achieves 12 percent Gross Merchandise Volume (*GMV*) improvement compared with the baseline model.

The rest of this paper is organized as follows. Section 2 briefly reviews some existing related work. Section 3 describes the proposed approach detailedly, followed by presenting experimental results on both off-line evaluation and online applications in Section 4. Finally, we conclude the paper in Section 5.

## 2 RELATED WORK

In this section, we will briefly review some existing work on conversion rate prediction, deep learning for recommendation tasks and tree based feature representation methods.

## 2.1 Conversion Rate Prediction

Generally speaking, conversions are very rare events and only a very small portion of the users will eventually convert after clicking or being shown, resulting in extremely challenging for building thus models [3, 16, 25, 26, 29]. In addition, it can be broadly divided to two categories of Post View Conversion (*PVC*) and Post Click Conversion (*PCC*), which means conversion after viewing an item without having clicked it itself and conversion after having clicked, respectively. In the context of this paper, conversion refers to the purchase event that occurs after a user clicking an item, i.e. post click conversions (*PCC*) [29].

## 2.2 Deep Learning for Recommendation Tasks

In recent years, extensive research efforts have demonstrated the efficiency and effectiveness of deep learning methods in coping with recommendation tasks. For example, L. Zheng et al. propose deep cooperative neural networks to learn item properties and user behaviors jointly [36], and a shared layer is utilized to enable latent factors learned for users and items to interact with each other. B. Hidasi et al. propose a parallel recurrent neural network based method to model sessions by learning features from the clicked items, and the proposed session-based method achieves significant performance improvements [20, 21]. X. He et al. explored neural network architectures for collaborative filtering [18]. X. Wang and Y. Wang propose a method based on deep belief network and probabilistic graphical model to learn representative features from audio content. And an hybrid method is proposed to accomplish recommendation by collaborative filtering based on the learnt features [33]. H. Guo et al. propose a factorization machine based neural network, which combines the power of factorization machines for recommendation and deep learning for feature learning in a new neural network architecture [17].

Moreover, deep learning techniques also have driven a remarkable revolution in industrial recommender applications for further enhancing recommendation quality [6, 7, 27, 38]. Covington et al. present a deep neural networks (*DNN*) based recommendation algorithm for video recommendation on YouTube, which effectively assimilates many signals, outperforming previous matrix factorization approaches used [7]. H. Cheng et al. propose a wide and deep model based App recommender system for Google Play, which combining the benefits of memorization and generalization [6]. Okura et al. present a recurrent neural network (*RNN*) based news recommender system for Yahoo News, which provides recommendations to over ten million individual users per day and achieves 23% improvement for the click-through rate (*CTR*) [27]. Aaron et al. compare a traditional approach using a bag-of-words representation of the audio signals with deep convolutional neural networks and shows the superiority of *DNN* based model for music recommendation [31].

## 2.3 Tree based Feature Representation

Gradient Boosting Decision Trees (*GBDT*) follows the Gradient Boosting Machine (*GBM*) [12], which produces competitive, highly robust, interpretable procedures for both regression and classification, especially appropriate for mining less than clean data. In

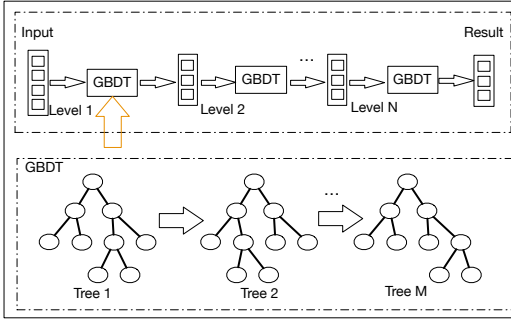
literature [19], a hybrid model, combining *GBDT* with Logistic Regression (*LR*), outperforms either of these methods on their own. It treats each individual tree as a bin feature and takes the index of the leaf node an instance ends up falling in as value. Therefore, it converts a real-valued vector into a compact binary-valued vector, further included into the next linear model, i.e. *LR*. Compared with [19], our proposed method employs the cross-entropy based feature representation in a deep cascaded structure, which results in strong and explainable representation ability, i.e., a traversal from root to a leaf node in next level *GBDT* indicates a combination rule of certain paths on the trees from preceding level *GBDT*.

*gcForest*, an alternative to deep neural networks for many tasks, is proposed in literature [37], which employs deep forest structure to do representation learning. Specifically, it takes a multi-dimensional class vector from preceding level, together with the original feature vector, as the inputs of next level. Our proposed methods mainly have two significant differences from *gcForest*:

- In *gcForest*, the class-specific prediction probabilities form a feature vector, further included into the next level forest after concatenating it with the original features. However, We employ *GBDT* as the base unit in the proposed deep cascade structure. In addition, we use the cross-entropy in each tree of the preceding *GBDT* as the feature representation for next level *GBDT*. The aforementioned two points lead to a more explainable feature representation ability of the proposed method, e.g., a traversal from root to a leaf node in next level *GBDT* indicates a combination rule of certain paths on the trees from preceding level *GBDT*.
- Compared with *gcForest*, Our method takes into account mutual complementarity between strong correlation features and weak correlation features for better representation learning.

## 3 THE PROPOSED APPROACH

In this section, we firstly proposed a novel multi-Level Deep Cascade Trees (*ldcTree*) to tackle the *CVR* prediction problem in recommendation. Specifically, the base structure of the *ldcTree* is constructed by stacking several *GBDT*s sequentially, and the cross-entropy of each leaf node in the preceding *GBDT* is calculated and used to form the input feature representation for the next *GBDT*. Moreover, inspired by the idea of ensemble learning, an improved structure of the *ldcTree* is proposed, named Ensemble *ldcTree* (short as *EldcTree*), which further encourages the model's diversity and enhances the representation ability. Finally, we notice that a small number of features contributes the majority of explanatory power while the remaining features have only a marginal contribution in *GBDT* models [19], which leads to the importance of weak correlation features, especially the combination of weak correlation features, can't be revealed. Therefore, based on *EldcTree*, We further propose an improved Feature learning method, named *F-EldcTree*. We will present the details in the following parts.



**Figure 3: Illustration of feature representation with deep cascade tree structure, where each level receives learned features from its preceding level.**

### 3.1 Representation Learning based on Cascade Trees

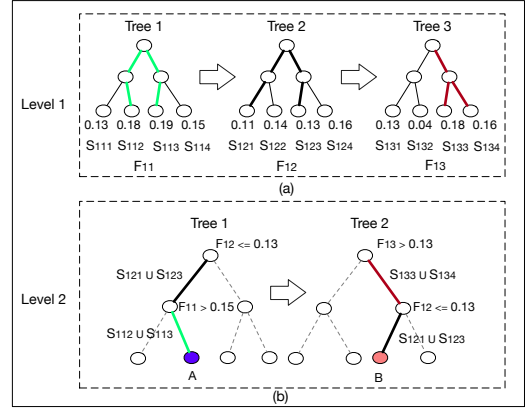
Inspired by representation learning in deep neural network which mostly relies on the level-by-level abstraction of features, we propose a novel method named *ldcTree* by employing the deep cascade tree structure as illustrated in Fig. 3. In *ldcTree*, level-by-level greedily learning towards the final target is carried out. Specifically, each level with a certain number of trees included in *GBDT*, receives the outputted features from its preceding level. To facilitate the narration, some mathematical notations in this section are defined as follows:

- $S_{ijk}$ : the cross-entropy of the  $k$ -th leaf node of the  $j$ -th tree at level  $i$ .
- $I_{ijk}$ : the number of instances falling in the  $k$ -th leaf node of the  $j$ -th tree at level  $i$ .
- $\delta_{ijk}$ : the split threshold for the  $k$ -th node of the  $j$ -th tree at the level  $i$ .
- $L_{ij}$ : the number of leaf nodes of the  $j$ -th tree at level  $i$ .
- $F_{ij}$ : the feature value at the  $j$ -th dimension of the feature at level  $i$ .
- $N_i$ : the number of trees for the *GBDT* model at level  $i$ .
- $h_{ij}(x^n)$ : the predicted probability of the  $n$ -th instance  $x^n$  on the  $j$ -th tree at the level  $i$ .
- $y_n$ : the ground truth label of the  $n$ -th instance  $x^n$ : 0 or 1 in our two class *CVR* problem.

Given an instance, according to the principle of *GBDT* model, each individual tree will produce a path from the root node to a leaf node. Instances are split into different paths and each leaf node will gather a certain part of them. Then, we define the cross-entropy  $S_{ijk}$  at each leaf node as:

$$S_{ijk} = -\frac{1}{I_{ijk}} \sum_{m=1}^{I_{ijk}} [y_m \log(h_{ij}(x^m)) + (1 - y_m) \log(1 - h_{ij}(x^m))] \quad (1)$$

Therefore, there are  $L_{ij}$  cross-entropy values on the  $j$ -th tree on the  $i$ -th level, i.e.,  $S_{ij1}, S_{ij2}, \dots, S_{ijL_{ij}}$  and each of them is a possible instantiation of  $F_{ij}$ . For all the trees in a *GBDT* at the level  $i$ , we denote the feature representation as  $[F_{i1}, F_{i2}, \dots, F_{iN_i}]$ , and use it as the inputs of the *GBDT* at the level  $i + 1$ .



**Figure 4: Illustration of feature representation in the *ldcTree*. (a) an exemplar *GBDT* of three trees at level 1. (b) an exemplar *GBDT* at the next level of two trees. Each splitting node at the level 2 corresponds a split of paths in a certain tree at level 1. Please note the corresponding colors of paths at the two levels.**

Without loss of generality, assuming the feature  $F_{ij}$  with the best *gini* value is chosen for splitting instances on the  $q$ -th node of the  $p$ -th tree at the level  $i + 1$ . The split threshold  $\delta_{(i+1)pq}$  divides the set of  $S_{ij1}, S_{ij2}, \dots, S_{ijL_{ij}}$ , into two subsets  $S_{ij}^+, S_{ij}^-$ :

$$S_{ij}^+ = \bigcup_{p=1}^{L_{ij}} I(S_{ijp} > \delta_{(i+1)pq}) S_{ijp} \quad (2)$$

$$S_{ij}^- = \bigcup_{p=1}^{L_{ij}} I(S_{ijp} \leq \delta_{(i+1)pq}) S_{ijp} \quad (3)$$

where  $I(z)$  is an indicator function that outputs 1 if  $z$  is true and zero otherwise.

**REMARK 1.** By using cross-entropy as the basic feature representation for leaf nodes, the proposed *ldcTree* has a clear explanation: i.e., a traversal from root to leaf nodes in the next level *GBDT* corresponds to the combination of certain traversals in the preceding *GBDT*, which also leads to a distributed feature representation ability.

*Explanation:* Usually,  $\delta_{(i+1)pq}$  in Eq.(2) and Eq.(3) takes a value from the set of  $S_{ij1}, S_{ij2}, \dots, S_{ijL_{ij}}$ . The splitting process is carried out repeatedly until the stop rule for leaf nodes holds (We show an example in Fig. 4). It can be seen that, each element in  $S_{ij}^+$  or  $S_{ij}^-$  corresponds a path on the  $j$ -th tree of level  $i$ . Therefore, each splitting node at the level  $i + 1$  corresponds a split of paths in a certain tree at the preceding level  $i$ . Consequently, a path at the level  $i + 1$  corresponds a union of several paths at the preceding level  $i$ . It indicates the nature of the proposed *ldcTree*: a clear explanation and a distributed feature representation ability. As shown in Fig. 4, an instance is represented as a three-dimensional feature vector  $[F_{11}, F_{12}, F_{13}]$  after level 1 with three trees, where  $F_{11}$  takes a value from the set of 0.13, 0.18, 0.19, 0.15, analogously for  $F_{12}$  and  $F_{13}$ . Given  $[F_{11}, F_{12}, F_{13}]$  as the inputs at level 2,  $F_{12}$  is chosen as the split feature with the split threshold 0.13 on Tree 1,

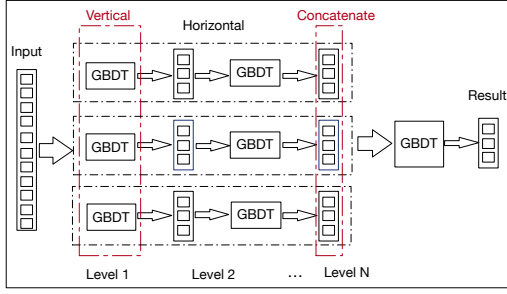


Figure 5: Illustration of the structure of *EldcTree*, where each horizontal part of the ensemble structure is a single *ldcTree*, and each vertical part of the ensemble structure are parallel *GBDTs*. The input features of the first level *GBDTs* are different and randomly chosen from a feature pool, which encourages the model’s diversity. The outputted features from each *ldcTree* are concatenated together and used as the input features of the last *GBDT* for final prediction.

which leads to  $S_{121}, S_{123} \subset S_{12}^-$  and  $S_{122}, S_{124} \subset S_{12}^+$ . And analogously,  $S_{112}, S_{113} \subset S_{11}^+$  and  $S_{111}, S_{114} \subset S_{11}^-$ . Consequently, the union of paths at leaf node A can be represented as  $S_{12}^- \cap S_{11}^+$ , i.e.  $(S_{121} \cup S_{123}) \cap (S_{112} \cup S_{113})$ , and analogously for Tree 2.

Moreover, inspired by the ensemble learning idea, we propose an Ensemble *ldcTree* named *EldcTree* by constructing several parallel *ldcTrees* to enhance the representation ability further. As shown in Fig. 5, each horizontal part of the ensemble structure is a single *ldcTree*, and each vertical part of the ensemble structure are parallel *GBDTs*. Their initial input features for the first level of each *ldcTree* are different and chosen randomly from a raw feature pool which encourages the model’s diversity. The last level’s outputted features from each *ldcTree* are concatenated together and used as the input features of the last *GBDT* for final prediction. It is noteworthy that such an ensemble structure is naturally apt to parallel implementation and have the potential for incremental learning, e.g., the idea used in broad learning system [4]. We leave it as a future work.

### 3.2 Cascade Trees Associated With Weak Correlation Features

Though features can be chosen randomly from a given feature pool and used as the input features of each *ldcTree*, features indeed have different importance for prediction. In this paper, we use the *statistic Boosting Feature Importance* [19], which aims to capture the cumulative loss reduction attributable to a feature, to measure feature’s importance. More specifically, a best feature is selected and split to maximize the squared error reduction during each tree node construction. Therefore, the importance of each feature is determined by summing the total reduction for itself across all the trees. Typically, a small number of features contributes the majority of explanatory power while the remaining features have only a marginal contribution in *GBDT* models. For example, Fig. 6 plots single feature importance and cumulative top  $K$  importance from a real application scenario in *Taobao*, where top 15 features, named *SCF*, i.e. "Strong Correlation Features", contributing more than 95 percent importance while the remaining 100 features, named *WCF*,

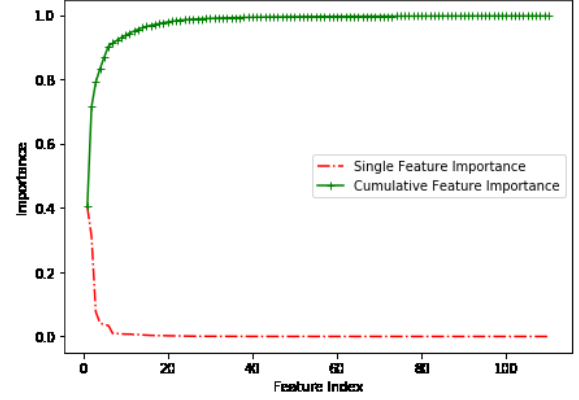


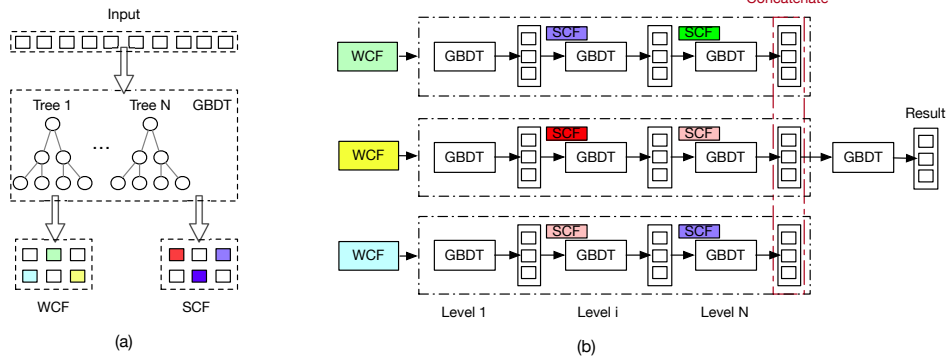
Figure 6: Feature importance in *GBDT*, where X-axis corresponds to specific features (named by 1,2... due to the data sensitivity and the company policy), Y-axis indicates single feature importance and cumulative feature importance respectively

i.e. "Weak Correlation Features", contributing less than 5 percent importance. In a nutshell, the representation ability of *WCF* can not be revealed intuitively.

To take adequate use of *WCF*, we proposed an improved Feature learning method based on the above *EldcTree*, named *F-EldcTree*, whose structure is showed in Fig. 7. In Fig. 7(a), a separated *GBDT* is pre-trained to identify the importance of all the initial raw features, and these features are further split into two subsets, namely *WCF* and *SCF*. For example, *SCF* includes *items’ historical counting features* (i.e. *CVR*) in recent  $K$  (i.e., 1,3,7) days, etc, while *WCF* including the historical counting features (i.e. *CVR*) of the categories which items belonging to, etc. Due to our practical lessons, single feature from *WCF* contributes little to final prediction results, while the combinations of features from *WCF* not. Moreover, in *GBDT* models, a traversal from root to a leaf node in each tree indicates a combination rule of certain raw features. Therefore, we can resort to *GBDT* models for unioning certain *WCFs* to take full advantage of them and collaborate with *SCFs* to further improve the prediction accuracy.

The strategies of randomly selecting features in *gcForest* [37] convinces us its effectiveness in ensemble learning. Therefore, in Fig. 7(b), features are also randomly chosen from *WCFs* during the first level *GBDT* training stage of each *ldcTree*, which not only can learn the combination of certain *WCFs*, but also encourages the model’s diversity and enhances the representation ability further. For *GBDTs* at the remaining levels of each *ldcTree*, their input features consists of two parts: one is the representational features from the preceding level, the other is randomly chosen from the *SCFs*. In this way, the *F-EldcTree* starts learning features from *WCFs* and combines the learned features (i.e., the combinations of *WCFs*) with *SCFs* little by little. Lastly, an additional *GBDT* model concatenates all the representational features from *ldcTrees* as the inputs for final results.





**Figure 7: Illustration of the proposed *F-EldcTree* method, which utilizes weak correlation features and strong correlation features in a coordinated manner.**

## 4 EXPERIMENTAL RESULTS

To evaluate the effectiveness of the proposed method, we conducted extensive experiments including off-line and online evaluations. First, we present the evaluation settings including dataset preparation, evaluation metrics, a brief description of related comparison methods, and the hyper-parameters settings of the proposed method. Then, we present the experimental results of different methods on the off-line dataset along with the analysis. Finally, we present experimental results of different methods for online deployment through A/B test.

### 4.1 Evaluation settings

**4.1.1 Dataset preparation.** The off-line benchmark dataset is generated from the real click and purchase logs of "also view" module in several consecutive days of December, 2017. The dataset consists of more than 100M instances, each of which is represented as a tuple including user, item and label. Here, label is positive if purchase after clicking, or negative if no purchase after clicking. Therefore, the *CVR* prediction is indeed a binary classification problem. For each instance, we extract hundreds of raw features including user features, item features and user-item cross features. For example, user features include users' ages, genders and purchasing powers, etc. Item features include items' prices, historical *CVRs* and Click-through Rate (*CTRs*), etc. User-item cross features include uses' historical *CVRs*, preference scores, etc, on items.

**4.1.2 Evaluation metrics.** In order to comprehensively compare the performance of the propose method with other related methods, we adopt two commonly used metrics namely *AUC* (Area Under Curve) and  $F_1$  score based on precision and recall. Specifically, denoting all ground truth positive instances as  $T$  and all predicted positive instances as  $P$ , then precision and recall are defined as follows:

$$precision = \frac{|P \cap T|}{|P|} \quad (4)$$

$$recall = \frac{|T \cap P|}{|T|} \quad (5)$$

Then, the  $F_1$  score is defined as:

$$F_1 = \frac{2 * precision * recall}{precision + recall} \quad (6)$$

**4.1.3 Related comparison methods.** In the following experiments, we compare the proposed method with other related methods including:

- *Naive GBDT*: We refer to a single *GBDT* model without level-by-level learning as *Naive GBDT*.
- *GBDT + LR*: First, feature representation is trained from a *GBDT* model. Then, it is used for *CVR* prediction by a Logistic Regression (*LR*). For feature representation, it calculated a bin feature for each individual tree by taking the index of the leaf node which an instance ends up falling in as the corresponding feature value. Therefore, it converts a real-valued raw feature vector into a compact binary-valued feature vector [19].
- *DNN*: Referring to [18], we design a *DNN* structure including three hidden layers and a prediction layer, where *ReLU* is used as the activation function for each hidden layer. We choose the hyper-parameters on the validation set. For instance, the number of units for each hidden layer is set as 128. Dropout rate is set as 0.5. We use the cross-entropy loss and *SGD* algorithm to train this *DNN* model.
- *gcForest*: Following our practical experience, we replace the Forests in the original *gcForest* [37] with *GBDTs* for a better performance. Since the *CVR* prediction is a binary classification problem, a two-dimensional class-specific feature vector is obtained from each *GBDT*. Then, it is used along with the raw feature vector as the inputs of next level *GBDT* for learning deep feature representation further.

Moreover, we also evaluate the performance among our proposed *ldcTree*, *EldcTree* and *F-EldcTree* methods for demonstrating the effectiveness of ensembling learning and the adequate use of *WCF* and *SCF* at corresponding levels. It should also be noted that all methods use the same raw features as inputs if not specified (e.g., here, user, item and user-item cross features are included).

**Table 1: Hyper-parameters in *ldcTree* and *EldcTree***

Parameters Name	Value
the type of loss function	logistic loss
minimum instance numbers when node split	20
sampling rate of train set for each iteration	0.6
sampling rate of features for each iteration	0.6
the tree depth	8
the number of trees	150
learning rate	0.01

**Table 2: The metric on Time Cost and the AUC in *ldcTree***

Metric Name	Depth 4	Depth 6	Depth 8	Depth 10
<i>Time Cost</i> (s)	5	7	15	26
<i>AUC</i>	0.783	0.789	0.794	0.797

**4.1.4 Hyper-parameters settings.** We choose the hyper-parameters of the proposed methods according to the *AUC* metric on the validation set. And the main hyper-parameters of the proposed methods we used in all the following concern experiments are shown in Tab. 1. Here, we take a critical parameter "the tree depth" as example to illustrate the process of parameter selection in *ldcTree* model. After sampling a small subset from the whole data, we train different *ldcTree* models by changing the tree depth while fixing other settings. Results are shown in Tab. 2. It can be seen that the time cost for each iteration increases consistently with the growth of the tree depth, and the corresponding *AUC* on the validation set also increases. In addition, the time cost increases significantly when the depth increases from 8 to 10, while for the *AUC* value, it grows at a snail's pace. For example, marginal gains of 0.003 are achieved by increasing the depth from 8 to 10. Therefore, to achieve a trade-off between model capacity and complexity, we set the hyper-parameter "the tree depth" as 8. Moreover, *EldcTree* and *F-EldcTree* can refer to the same hyper-parameters as *ldcTree*. Finally, aforementioned naive experiments also taught us that the performance of models can't be boosted further while increasing the tree depth blindly.

## 4.2 Comparison results on off-line dataset

We report the *AUC* values and  $F_1$  scores of different methods on the off-line test set. The results are shown in Tab. 3 and Tab. 4, respectively. Referring to Tab. 3, it can be seen that the *GBDT + LR* method achieves a gain of 0.0023 compared to *Naive GBDT* due to the additional *LR* classifier. *DNN* and *gcForest* achieve better results than *GBDT + LR*. It convinces us that strong representation features are learned due to their deep structures. Our proposed method *ldcTree* achieves higher *AUC* values than certain related methods (such as *Naive GBDT*, *GBDT+LR*, *DNN*). Moreover, the proposed *EldcTree* achieves better *AUC* result than *ldcTree* due to the idea of ensembling learning. Finally, the further proposed *F-EldcTree* achieves the best result than all the other competitive methods by taking full use of *WCF* and *SCF* little by little, together with the idea of ensembling learning. And the gain is nearly 0.035 compared to the initial baseline *Naive GBDT*. According to our

**Table 3: Comparison AUC results for all competitors.**

Method Name	AUC
<i>Naive GBDT</i>	0.7788
<i>GBDT + LR</i>	0.7811
<i>DNN</i>	0.7868
<i>gcForest</i>	0.7891
<i>ldcTree</i>	0.7953
<i>EldcTree</i>	0.8021
<i>F-EldcTree</i>	0.8104

practical lessons, it should be noted that a gain of 0.01 in off-line *AUC* can lead to nearly 4% increasement in revenue in our online recommendation system. In conclusion, the significant gain over initial *Naive GBDT* convinces the effectiveness of the proposed deep cascade structure for stronger feature representation, and the gain over *gcForest* convinces the effectiveness of level-by-level learning, for example, taking the outputs of preceding level as the inputs of the next level. Moreover, compared with *EldcTree*, results of *F-EldcTree* convince the idea by taking full use of weak and strong correlation features.

As for the  $F_1$  score, we report several values by setting different thresholds. First, we sort all the instances in a descending order according to the predicted score. Then, we choose 3 thresholds namely top@10%, top@20% and top@50% to split the predictions into positive and negtive groups accordingly. Finally, we calculate the Precision, Recall and  $F_1$  scores of these predictions at different thresholds. Results are showed in Tab. 4. As can be seen, the proposed method achieves the best performance which is consistent with Tab. 3.

## 4.3 Online evaluation results

The goal of the recommendation module "also view" is maximizing Gross Merchandise Volume (*GMV*), which is the function of *CTR*, *CVR* and item Price, defined as:

$$GMV = CTR^\alpha \cdot CVR^\beta \cdot Price^\gamma \quad (7)$$

Where  $\alpha, \beta, \gamma$  are the adjustable coefficients based on online recommendation strategies. While keeping *CTR*, Price and their corresponding coefficients fixed, the increasement of *GMV* is contributed by *CVR*. Therefore, motivated by aforementioned off-line evaluation results, we employ several online A/B test experiments to further demonstrate the effectiveness of level-by-level learning using our proposed methods.

During our practical lessons, the initial online deployed recommendation strategy for *CVR* prediction on "also view" module is based on the *Naive GBDT* with solely item based features. And we considered it as the initial baseline model. Next, we firstly present an online contrastive experiment between *EldcTree* and initial baseline model with solely item features for demonstrating the effectiveness of level-by-level learning. Then, we showed the effectiveness of adding extra users' features compared with solely item based features. Finally, we compare the proposed method with aforementioned related methods by taking full use of user, item and user-item cross features.

**Table 4: The Precision, Recall and  $F_1$  score for all the competitors.**

Method Type	Method Name	top@10 percent			top@20 percent			top@50 percent		
		Precision	Recall	F1-Score	Precision	Recall	F1-Score	Precision	Recall	F1-Score
Compare Methods	<i>Naive GBDT</i>	5.75%	36.39%	9.93%	4.16%	51.69%	7.70%	2.42%	76.57%	4.68%
	<i>GBDT + LR</i>	6.39%	37.40%	10.92%	4.63%	54.16%	8.52%	2.68%	78.71%	5.19%
	<i>DNN</i>	6.79%	38.32%	11.54%	4.92%	55.51%	9.03%	2.85%	80.96%	5.51%
	<i>gcForest</i>	6.82%	39.03%	11.61%	4.94%	56.52%	9.08%	2.87%	82.14%	5.54%
Our Methods	<i>ldcTree</i>	6.85%	39.86%	11.69%	4.96%	57.72%	9.13%	2.88%	82.92%	5.56%
	<i>EldcTree</i>	7.44%	41.49%	12.62%	5.39%	61.81%	9.91%	3.13%	87.31%	6.04%
	<i>F-EldcTree</i>	<b>8.16%</b>	<b>43.91%</b>	<b>13.76%</b>	<b>5.91%</b>	<b>63.58%</b>	<b>10.81%</b>	<b>3.43%</b>	<b>92.40%</b>	<b>6.61%</b>

**Table 5: The Effectiveness of level-by-level learning.**

Model Name	Day 1	Day 2	Day 3	Day 4	Day 5
<i>Naive GBDT</i>	100%	100%	100%	100%	100%
<i>EldcTree</i>	<b>104.3%</b>	<b>104.1%</b>	<b>103.8%</b>	<b>103.9%</b>	<b>104.5%</b>

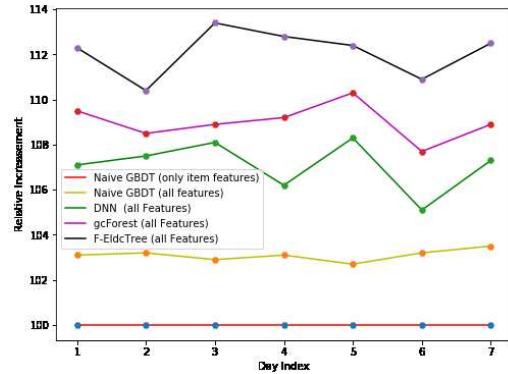
**Table 6: The Effectiveness of adding extra users' features.**

Model Name	Day 1	Day 2	Day 3	Day 4	Day 5
<i>EldcTree(item)</i>	100%	100%	100%	100%	100%
<i>EldcTree(user&amp;item)</i>	<b>103.1%</b>	<b>103.5%</b>	<b>102.9%</b>	<b>102.7%</b>	<b>103.2%</b>

**4.3.1 The Effectiveness of level-by-level Learning.** The initial strategy for *CVR* prediction in the recommendation module "also view" is based on *Naive GBDT* with solely item features. For demonstrating the effectiveness of the proposed level-by-level *EldcTree*, we also implement it with the same features from *Naive GBDT*. After deploying them in the online recommendation system, we record five days' purchase logs and calculate the relative increase in *GMV*. The A/B test results are showed in Tab. 5, where the *Test Model* is our proposed method *EldcTree*, while the *Base Model* is *Naive GBDT* method. It can be seen the proposed method achieves more than 4% gain of *GMV* averagely. In addition, after analyzing the difference between the structures of the two methods, we find that the gain mainly comes from the stronger feature representation ability of the proposed deep cascade structure in *EldcTree*. It is consistent with the experimental results on the aforementioned off-line dataset.

**4.3.2 The Effectiveness of users' features.** In practical purchasing case, the distinct attributes of a user also have impacts on his/her purchasing behavior. Therefore, we hypothesize that if we can efficiently utilize user features along with item features, the performance will be boosted further. To convince this idea, we can employ an online experiment with *EldcTree*(or other any models), where the only difference is one with only item features, while the other with both user and item features. And the A/B test results showed in Tab. 6, where the *Test Model* is based on users' and items' features, while the *Base Model* is only based on items' features. It can be seen that more than 3% gain of *GMV*, which convinces us to utilize extra user features compared with only item features.

**4.3.3 The Effectiveness of *F-EldcTree*.** After demonstrating the effectiveness of utilizing level-by-level learning and adding extra users' features through two online A/B experiments, we employed



**Figure 8: The online A/B test results on *GMV*. The initial baseline model marked in red is based on *Naive GBDT* and solely item features. Here, we only employ *F-EldcTree* among our proposed methods due to its best performance from off-line evaluations.**

*F-EldcTree*, the structure of which depicted in Fig.7, for online environment with *all features* (for simplicity, we resort to user features, item features and user-item cross features as *all feature*). Due to the latency of online surfing service, only one vertical part and one horizontal part employed for feature representation. And the horizontal part consists of two levels, where the inputs for the first level only contains *WCFs*, while the inputs for the second level contains the raw *SCFs* and representation features from preceding level. In addition, the features for other competitive methods are exactly the same with *F-EldcTree*. The A/B test results are showed in Fig. 8, where *gcForest* and *DNN* achieve better results than *Naive GBDT* due to their deep feature representation abilities. As for the proposed method, it achieves the best result, i.e. 12 percent increase in *GMV* among all the methods.

In a nutshell, considering the experimental results from both off-line and online tests, we conclude that the proposed method has a stronger feature representation ability due to its deep cascade structure and the adequate use of *WCFs* and *SCFs* at corresponding levels. Moreover, these two distinct characteristics enables the learned features to have a clear explanation as depicted in Section 3.1.



## 5 CONCLUSIONS

In this paper, we introduce an effective and efficient distributed feature learning method *ldcTree*, which has a deep cascade structure by stacking several *GBDT* units sequentially. By using a cross-entropy based feature representation, it leads to a clear explanation and a distributed feature representation ability. Moreover, after taking into account mutual complementarity between strong correlation features and weak correlation features under the ensemble learning framework, the proposed method achieves the best performance in both off-line and on-line experiments. Specifically, we successfully deploy the proposed method online in the "also view" module of *Taobao* app, it achieves a significant improvement compared with the previously baseline, i.e. 12 percent increase in revenue. Our methods have small training cost and are naturally apt to parallel implementation. In addition, it is promising to be applicable for other online advertising scenarios [19]. Future work may include the following two directions: 1) Incorporating more features, such as information from the parent nodes and sibling nodes for learning stronger feature representation. 2) Studying the end-to-end training method for jointly feature learning and classifying based on the proposed deep cascade tree structure.

## ACKNOWLEDGMENTS

The authors would also like to thank the anonymous referees for their valuable comments and helpful suggestions.

## REFERENCES

- [1] Gediminas Adomavicius and Alexander Tuzhilin. 2005. Toward the next generation of recommender systems: A survey of the state-of-the-art and possible extensions. *IEEE transactions on knowledge and data engineering* 17, 6 (2005), 734–749.
- [2] Marko Balabanović and Yoav Shoham. 1997. Fab: content-based, collaborative recommendation. *Commun. ACM* 40, 3 (1997), 66–72.
- [3] Olivier Chapelle, Eren Manavoglu, and Romer Rosales. 2015. Simple and scalable response prediction for display advertising. *ACM Transactions on Intelligent Systems and Technology (TIST)* 5, 4 (2015), 61.
- [4] CL Philip Chen and Zhulin Liu. 2018. Broad learning system: An effective and efficient incremental learning system without the need for deep architecture. *IEEE transactions on neural networks and learning systems* 29, 1, 10–24.
- [5] Jingyuan Chen, Hanwang Zhang, Xiangnan He, Liqiang Nie, Wei Liu, and Tat-Seng Chua. 2017. Attentive collaborative filtering: Multimedia recommendation with item-and component-level attention. In *Proceedings of the 40th International ACM SIGIR conference on Research and Development in Information Retrieval*. ACM, 335–344.
- [6] Heng-Tze Cheng, Levent Koc, Jeremiah Harmsen, Tal Shaked, Tushar Chandra, Hrishikesh Aradhya, Glen Anderson, Greg Corrado, Wei Chai, Mustafa Isipir, et al. 2016. Wide & deep learning for recommender systems. In *Proceedings of the 1st Workshop on Deep Learning for Recommender Systems*. ACM, 7–10.
- [7] Paul Covington, Jay Adams, and Emre Sargin. 2016. Deep neural networks for youtube recommendations. In *Proceedings of the 10th ACM Conference on Recommender Systems*. ACM, 191–198.
- [8] James Davidson, Benjamin Liebald, Junning Liu, Palash Nandy, Taylor Van Vleet, Ullas Gargi, Sujoy Gupta, Yu He, Mike Lambert, Blake Livingston, et al. 2010. The YouTube video recommendation system. In *Proceedings of the fourth ACM conference on Recommender systems*. ACM, 293–296.
- [9] Li Deng, Jinyu Li, Jui-Ting Huang, Kaisheng Yao, Dong Yu, Frank Seide, Michael Seltzer, Geoff Zweig, Xiaodong He, Jason Williams, et al. 2013. Recent advances in deep learning for speech research at Microsoft. In *Acoustics, Speech and Signal Processing (ICASSP), 2013 IEEE International Conference on*. IEEE, 8604–8608.
- [10] Li Deng, Michael L Seltzer, Dong Yu, Alex Acero, Abdel-rahman Mohamed, and Geoff Hinton. 2010. Binary coding of speech spectrograms using a deep auto-encoder. In *Eleventh Annual Conference of the International Speech Communication Association*.
- [11] Ali Mamdouh Elkahky, Yang Song, and Xiaodong He. 2015. A multi-view deep learning approach for cross domain user modeling in recommendation systems. In *Proceedings of the 24th International Conference on World Wide Web*. International World Wide Web Conferences Steering Committee, 278–288.
- [12] Jerome H Friedman. 2001. Greedy function approximation: a gradient boosting machine. *Annals of statistics*, 1189–1232.
- [13] Ross Girshick. 2015. Fast r-cnn. *arXiv preprint arXiv:1504.08083*.
- [14] Carlos A Gomez-Urbe and Neil Hunt. 2016. The netflix recommender system: Algorithms, business value, and innovation. *ACM Transactions on Management Information Systems (TMIS)* 6, 4 (2016), 13.
- [15] Yuyun Gong and Qi Zhang. 2016. Hashtag Recommendation Using Attention-Based Convolutional Neural Network. In *IJCAI*. 2782–2788.
- [16] Thore Graepel, Joaquin Quinero Candela, Thomas Borchert, and Ralf Herbrich. 2010. Web-scale bayesian click-through rate prediction for sponsored search advertising in microsoft's bing search engine. Omnipress.
- [17] Hui Feng Guo, Ruiming Tang, Yunming Ye, Zhenguo Li, and Xiuqiang He. 2017. Deepfm: A factorization-machine based neural network for CTR prediction. *arXiv preprint arXiv:1703.04247* (2017).
- [18] Xiangnan He, Lizi Liao, Hanwang Zhang, Liqiang Nie, Xia Hu, and Tat-Seng Chua. 2017. Neural collaborative filtering. In *Proceedings of the 26th International Conference on World Wide Web*. International World Wide Web Conferences Steering Committee, 173–182.
- [19] Xinran He, Junfeng Pan, Ou Jin, Tianbing Xu, Bo Liu, Tao Xu, Yanxin Shi, Antoine Atallah, Ralf Herbrich, Stuart Bowers, et al. 2014. Practical lessons from predicting clicks on ads at facebook. In *Proceedings of the Eighth International Workshop on Data Mining for Online Advertising*. ACM, 1–9.
- [20] Balázs Hidasi, Alexandros Karatzoglou, Linas Baltrunas, and Domonkos Tikk. 2015. Session-based recommendations with recurrent neural networks. *arXiv preprint arXiv:1511.06939* (2015).
- [21] Balázs Hidasi, Massimo Quadrana, Alexandros Karatzoglou, and Domonkos Tikk. 2016. Parallel recurrent neural network architectures for feature-rich session-based recommendations. In *Proceedings of the 10th ACM Conference on Recommender Systems*. ACM, 241–248.
- [22] Wenyi Huang, Zhaohui Wu, Liang Chen, Prasenjit Mitra, and C Lee Giles. 2015. A Neural Probabilistic Model for Context Based Citation Recommendation. In *AAAI*. 2404–2410.
- [23] Alex Krizhevsky, Ilya Sutskever, and Geoffrey E Hinton. 2012. Imagenet classification with deep convolutional neural networks. In *Advances in neural information processing systems*. 1097–1105.
- [24] Weibo Liu, Zidong Wang, Xiaohui Liu, Nianyin Zeng, Yurong Liu, and Fuad E Alsaadi. 2017. A survey of deep neural network architectures and their applications. *Neurocomputing* 234 (2017), 11–26.
- [25] Mohammad Mahdian and Kerem Tomak. 2007. Pay-per-action model for online advertising. In *Proceedings of the 1st international workshop on Data mining and audience intelligence for advertising*. ACM, 1–6.
- [26] Richard J Oentaryo, Ee-Peng Lim, Jia-Wei Low, David Lo, and Michael Finegold. 2014. Predicting response in mobile advertising with hierarchical importance-aware factorization machine. In *Proceedings of the 7th ACM international conference on Web search and data mining*. ACM, 123–132.
- [27] Shumpei Okura, Yukihiko Tagami, Shingo Ono, and Akira Tajima. 2017. Embedding-based news recommendation for millions of users. In *Proceedings of the 23rd ACM SIGKDD International Conference on Knowledge Discovery and Data Mining*. ACM, 1933–1942.
- [28] Shaoqing Ren, Kaiming He, Ross Girshick, and Jian Sun. 2015. Faster r-cnn: Towards real-time object detection with region proposal networks. In *Advances in neural information processing systems*. 91–99.
- [29] Römer Rosales, Haibin Cheng, and Eren Manavoglu. 2012. Post-click conversion modeling and analysis for non-guaranteed delivery display advertising. In *Proceedings of the fifth ACM international conference on Web search and data mining*. ACM, 293–302.
- [30] Karen Simonyan and Andrew Zisserman. 2014. Very deep convolutional networks for large-scale image recognition. *arXiv preprint arXiv:1409.1556* (2014).
- [31] Aaron van den Oord, Sander Dieleman, and Benjamin Schrauwen. 2013. Deep content-based music recommendation. In *Advances in Neural Information Processing Systems 26*, C. J. C. Burges, L. Bottou, M. Welling, Z. Ghahramani, and K. Q. Weinberger (Eds.), Curran Associates, Inc., 2643–2651. <http://papers.nips.cc/paper/5004-deep-content-based-music-recommendation.pdf>
- [32] Hao Wang, Naiyan Wang, and Dit-Yan Yeung. 2015. Collaborative deep learning for recommender systems. In *Proceedings of the 21th ACM SIGKDD International Conference on Knowledge Discovery and Data Mining*. ACM, 1235–1244.
- [33] Xinxi Wang and Ye Wang. 2014. Improving content-based and hybrid music recommendation using deep learning. In *Proceedings of the 22nd ACM international conference on Multimedia*. ACM, 627–636.
- [34] Carl Yang, Lanxiao Bai, Chao Zhang, Quan Yuan, and Jiawei Han. 2017. Bridging Collaborative Filtering and Semi-Supervised Learning: A Neural Approach for POI Recommendation. In *Proceedings of the 23rd ACM SIGKDD International Conference on Knowledge Discovery and Data Mining*. ACM, 1245–1254.
- [35] Shuai Zhang, Lina Yao, and Aixin Sun. 2017. Deep learning based recommender system: A survey and new perspectives. *arXiv preprint arXiv:1707.07435* (2017).
- [36] Lei Zheng, Vahid Noroozi, and Philip S Yu. 2017. Joint deep modeling of users and items using reviews for recommendation. In *Proceedings of the Tenth ACM International Conference on Web Search and Data Mining*. ACM, 425–434.

- [37] Zhi-Hua Zhou and Ji Feng. 2017. Deep forest: Towards an alternative to deep neural networks. *arXiv preprint arXiv:1702.08835*.
- [38] Yi Zuo, Jiulin Zeng, Maoguo Gong, and Licheng Jiao. 2016. Tag-aware recommender systems based on deep neural networks. *Neurocomputing* 204 (2016), 51-60.