

# A New Approach to the Statistical Analysis of Non-Central Complex Gaussian Quadratic Forms with Applications

Pablo Ramírez-Espinosa, Laureano Moreno-Pozas, José F. Paris, José A. Cortés and Eduardo Martos-Naya

## Abstract

This paper proposes a novel approach to the statistical characterization of non-central complex Gaussian quadratic forms (CGQFs). Its key strategy is the generation of an auxiliary random variable (RV) that converges in distribution to the original CGQF. Since the mean squared error between both is given in a simple closed-form formulation, the auxiliary RV can be particularized to achieve the required accuracy. The technique is valid for both definite and indefinite CGQFs and yields simple expressions of the probability density function (PDF) and the cumulative distribution function (CDF) that involve only elementary functions. This overcomes a major limitation of previous approaches, in which the complexity of the resulting PDF and CDF prevents from using them for subsequent calculations. To illustrate this end, the proposed method is applied to maximal ratio combining systems over correlated Rician channels, for which the outage probability and the average bit error rate are derived.

## Index Terms

Quadratic forms, Gaussian random vectors, correlation, Rician channels, diversity techniques.

## I. INTRODUCTION

Complex Gaussian quadratic forms (CGQFs) play an essential role when analyzing several wireless techniques, including maximal ratio combining (MRC) [1], optimum combining [2], beamforming [3], multibeam strategies [4], orthogonal space time block coding [5], relays [6], non-coherent modulations [7], differential detections [8] and matched-field processing [9].

The analysis of CGQFs have been usually restricted to central CGQFs, i.e. quadratic forms built from zero mean complex Gaussian vectors, which can be given in a very tractable form [10, 11]. However, despite its interest, e.g. in the study of digital communication over Rician channels, it remains as an open problem in the literature. Hence, when considering non-zero mean Gaussian vectors, no closed-form expressions are known for chief probability functions like the probability density function (PDF) and the cumulative density function (CDF), for which only approximated solutions have been given.

The statistical analysis of non-central CGQFs can be traced back to the work by Turin [12]. Although their characteristic function was given in closed-form, Turin highlighted the challenge of obtaining precisely the PDF of CGQFs built from non-zero mean Gaussian vectors. Since then, some works made initial progress to pave the way for the complete statistical characterization of non-central CGQFs. To the best of the authors' knowledge, most of the approaches available in the literature are based on the direct inversion of the moment generating function (MGF), or equivalently, the characteristic function, to obtain an approximation of the PDF of CGQFs [13–15]. Some works apply different series expansions to the characteristic function to allow such inversion [13, 14], while the work by Biyari and Lindsey considers a specific non-central CGQF and inverts its MGF by solving some convolution integrals [15]. All these works present approximations for the PDF of non-central CGQFs in terms of double infinite sum of special functions. In particular, the PDF of positive-definite non-central CGQFs is given in terms of a double infinite sum of modified Bessel functions in [13], while the PDF of indefinite non-central CGQFs can be given in terms of a double infinite sum of incomplete gamma functions [14] or a double infinite sum of Laguerre polynomials [15].

Taking into account the limitations of direct inversion methods, since the solutions provided for the PDF and the CDF of non-central CGQFs are difficult to compute and not suitable for any further insightful analysis, very recently, Al-Naffouri et al. presented a different approach. They applied a transformation to the inequality that defines the CDF of non-central CGQFs, yielding a problem in which the well-known saddle point technique allows expressing the CDF as the solution of a differential equation [10].

This paper proposes a completely different approach to the statistical analysis of indefinite non-central CGQFs, which is based on appropriately perturbing the non-zero mean components of the Gaussian vectors. This yields an auxiliary CGQFs,

P. Ramírez-Espinosa, J. F. Paris, J.A. Cortés and E. Martos-Naya are with Departamento de Ingeniería de Comunicaciones, Universidad de Malaga - Campus de Excelencia Internacional Andalucía Tech., Malaga 29071, Spain. E-mail: {pre, paris, jaca, eduardo}@ic.uma.es.

L. Moreno-Pozas is with Department of Electronic and Computer Engineering, School of Electrical and Computer Engineering, Hong Kong University of Science and Technology, Kowloon, Hong Kong. E-mail: eelaureano@ust.hk.

This work has been funded by the Spanish Government and the European Fund for Regional Development FEDER (project TEC2014-57901-R).

This work has been submitted to the IEEE for publication. Copyright may be transferred without notice, after which this version may no longer be accessible.

denoted as confluent CGQFs, which converges in distribution to the original quadratic form and whose analysis is surprisingly simpler. Specifically, it offers the following advantages over the recently proposed work in [10] and the other approaches given in the literature [13–15]:

- The probability functions, namely PDF and CDF, are given as a linear combination of elementary functions (exponentials and powers) in a very tractable form.
- Simple closed-form expression for the mean squared error (MSE) between the CGQF and the auxiliary one is provided, allowing the particularization of the derived statistics in order to achieve the desired precision in the approximation.
- Since the statistics of an auxiliary random variable are used to characterize CGQFs, the approximated solution is also a statistical distribution. In turn, when the expressions of the PDF in terms of infinite series proposed in the literature are truncated, they are no longer a strict PDF (they have no-unit area).

Finally, with the aim of exemplifying the tractability of the derived expressions, they are used to further study the performance of MRC systems over non-identically distributed Rician fading channels with arbitrary correlation. Simple expressions for the outage probability are provided, as well as for the bit error rate (BER) for different modulation schemes in these scenarios.

The remainder of this paper is structured as follows. The notation and some preliminary results are introduced in Section II. Section III presents the general approach, as well as the statistical characterization of indefinite non-central CGQFs with a very simple and precise approximation which admits a closed-form expression for its associated MSE. In Section IV, an efficient recursive algorithm to compute the derived expressions is introduced. In Section V, the new statistical characterization of non-central CGQFs is applied to the performance analysis of MRC systems over correlated Rician channels. Finally, conclusions are drawn in Section VI.

## II. NOTATION AND BACKGROUND

Throughout this paper, the following notation will be used. Vectors and matrices are denoted in bold lowercase and bold uppercase, respectively.  $\mathbb{E}[\cdot]$  is the expectation operator, while  $\mathcal{L}\{\cdot\}$  and  $\mathcal{L}^{-1}\{\cdot\}$  denote the Laplace transform and the inverse Laplace transform operators, respectively. The symbol  $\sim$  signifies *statistically distributed as*. The superscript  $(\cdot)^\dagger$  indicates matrix complex conjugate transpose and  $\text{tr}(\cdot)$  is the matrix trace. The matrices  $\mathbf{I}_p$  and  $\mathbf{0}_{p \times q}$  denote a  $p \times p$  identity and a  $p \times q$  all-zero matrix, respectively. When  $\text{diag}(\cdot)$  is applied to a matrix, it returns a vector whose entries are the diagonal elements of that matrix. Additionally,  $u(\cdot)$  is the unit step function whose value is 1 if the argument is non-negative and 0 otherwise.  $\text{sgn}(\cdot)$  is the sign function whose value is 1 for non-negative arguments and  $-1$  otherwise. Some relevant definitions and preliminary results, which will be used when presenting the main contributions, are now introduced.

### A. Basic distributions

*Definition 1 (Gamma distribution):* Let  $X$  be a real random variable, which statistically follows a Gamma distribution with shape parameter  $m$  and scale parameter  $\theta$ , i.e.  $X \sim \Gamma(m, \theta)$ . Then, the PDF of  $X$  is given by

$$f_X(x) = \frac{1}{\Gamma(m)\theta^m} x^{m-1} e^{-x/\theta} \quad (1)$$

where  $\Gamma(\cdot)$  is the gamma function and  $m, \theta \in \mathbb{R}^+$ .

*Definition 2 (Non-central  $\chi^2$  distribution with  $n$  degrees of freedom):*

Define

$$Y = \sum_{i=1}^n X_i^2 \quad (2)$$

where  $X_i$ ,  $i = 1, \dots, n$ , are statistically independent real Gaussian random variables with unit variance and means  $\mu_i$ , i.e.  $X_i \sim \mathcal{N}(\mu_i, 1)$ . Then,  $Y$  follows a non-central  $\chi^2$  distribution with  $n$  degrees of freedom and noncentrality parameter  $\delta = \sum_{i=1}^n \mu_i^2$ , i.e.  $Y \sim \chi_n^2(\delta)$ . The MGF of  $Y$  is therefore given by

$$M_Y(s) = \frac{1}{(1-2s)^{n/2}} \exp\left(\frac{\delta s}{1-2s}\right). \quad (3)$$

### B. Complex Gaussian Quadratic Forms

*Definition 3 (CGQF):* Let  $\mathbf{v} \in \mathbb{C}^{n \times 1}$  be a random vector that follows a  $n$ -variate Gaussian distribution with mean vector  $\bar{\mathbf{v}} \in \mathbb{C}^{n \times 1}$  and non-singular Hermitian covariance matrix  $\mathbf{L} \in \mathbb{C}^{n \times n}$ , i.e.  $\mathbf{v} \sim \mathcal{CN}_n(\bar{\mathbf{v}}, \mathbf{L})$ , and let  $\mathbf{A} \in \mathbb{C}^{n \times n}$  be a non-singular indefinite Hermitian matrix, i.e.  $\mathbf{A}$  can have positive and negative real eigenvalues. Then, the real random variable

$$Q = \mathbf{v}^\dagger \mathbf{A} \mathbf{v} \quad (4)$$

is an indefinite non-central CGQF.

Note that assuming  $\mathbf{L}$  is non-singular does not implies any loss of generality. If  $\text{rank}(\mathbf{L}) < n$ , then some components of  $\mathbf{v}$  are linearly related [16, chap. 1] and, consequently,  $Q$  can be rewritten in terms of another vector with full-rank covariance matrix. That is equivalent to assuming  $\mathbf{L}$  is positive definite.

The expression in (4) has been classically employed in the context of CGQF analysis [12, 14, 17]. However, in this work, an alternative form will be used, which is equivalent to (4) and can be deduced from it by performing some algebraic transformations. This alternative form will be essential to simplifying the analysis of CGQF and was derived for the real case in [11]. Since the covariance matrix  $\mathbf{L}$  is a positive definite Hermitian matrix, a Cholesky factorization is performed such that  $\mathbf{L} = \mathbf{C}\mathbf{C}^\dagger$ , where  $\mathbf{C} \in \mathbb{C}^{n \times n}$  is an invertible lower triangular matrix with non-negative diagonal entries [18]. Then, the vector  $\mathbf{v}$  can be expressed as

$$\mathbf{v} = \mathbf{C}\mathbf{z} + \bar{\mathbf{v}} \quad (5)$$

where  $\mathbf{z} \sim \mathcal{CN}_n(\mathbf{0}_{n \times 1}, \mathbf{I}_n)$ . Substituting (5) in (4) and after some algebraic manipulations, one has

$$Q = (\mathbf{z} + \mathbf{C}^{-1}\bar{\mathbf{v}})^\dagger \mathbf{C}^\dagger \mathbf{A} \mathbf{C} (\mathbf{z} + \mathbf{C}^{-1}\bar{\mathbf{v}}). \quad (6)$$

Moreover, since  $\mathbf{C}^\dagger \mathbf{A} \mathbf{C}$  is Hermitian, it can be diagonalized as

$$\mathbf{C}^\dagger \mathbf{A} \mathbf{C} = \mathbf{U} \mathbf{\Lambda} \mathbf{U}^\dagger \quad (7)$$

where  $\mathbf{U}$  is an unitary matrix and  $\mathbf{\Lambda}$  is a diagonal matrix whose entries are the eigenvalues  $\lambda_i$  for  $i = 1, \dots, n$  of  $\mathbf{C}^\dagger \mathbf{A} \mathbf{C}$  (or, equivalently, those of  $\mathbf{L}\mathbf{A}$ ) [19, chap. 2]. Thus, relabeling  $\mathbf{y} = \mathbf{U}^\dagger \mathbf{z}$  and  $\bar{\mathbf{h}} = \mathbf{U}^\dagger \mathbf{C}^{-1}\bar{\mathbf{v}}$ , one gets

$$Q = (\mathbf{y} + \bar{\mathbf{h}})^\dagger \mathbf{\Lambda} (\mathbf{y} + \bar{\mathbf{h}}). \quad (8)$$

Since  $\mathbf{U}$  is unitary, the distribution of  $\mathbf{y}$  is the same as that of  $\mathbf{z}$ , i.e.  $\mathbf{y} \sim \mathcal{CN}_n(\mathbf{0}_{n \times 1}, \mathbf{I}_n)$ . Consequently, the quadratic form  $Q$  is now expressed in terms of a random vector  $\mathbf{y}$  whose elements are independent and the diagonal matrix  $\mathbf{\Lambda}$  with the eigenvalues of  $\mathbf{L}\mathbf{A}$ . Depending on whether  $Q$  is definite or indefinite, all the eigenvalues have the same sign or not. For positive definite and negative definite CGQFs,  $\lambda_i > 0$  and  $\lambda_i < 0$  for  $i = 1, \dots, n$ , respectively. In turn, when  $Q$  is indefinite, the eigenvalues can be either positive or negative. In order to obtain the MGF of  $Q$ , (8) is expanded as

$$Q = \sum_{i=1}^n \lambda_i (y_i + \bar{h}_i)^\dagger (y_i + \bar{h}_i) \quad (9)$$

where  $y_i$  and  $\bar{h}_i$ , with  $i = 1, \dots, n$ , are the entries of  $\mathbf{y}$  and  $\bar{\mathbf{h}}$ , respectively. Additionally, defining  $Y_i = 2(y_i + \bar{h}_i)^\dagger (y_i + \bar{h}_i)$ , the statistical independence of the elements of  $\mathbf{y}$  allows expressing  $Q$  as

$$Q = \sum_{i=1}^n \frac{\lambda_i}{2} Y_i \quad (10)$$

with  $Y_i \sim \chi_2^2(2|\bar{h}_i|^2)$ . Thus,  $Q$  can be expressed in terms of a linear combination of independent non-central  $\chi^2$  variables. Hence, its MGF can be straightforwardly obtained as the product of the MGFs of the scaled version of  $Y_i$ , which can be deduced from (3), getting the result given in [13, eq. (7)]

$$M_Q(s) = \prod_{i=1}^n \frac{\exp\left(\frac{\lambda_i \mu_i s}{1 - \lambda_i s}\right)}{1 - \lambda_i s}, \quad (11)$$

where  $\mu_i = |\bar{h}_i|^2 = \left[ \mathbf{U}^\dagger \mathbf{C}^{-1} \bar{\mathbf{v}} \bar{\mathbf{v}}^\dagger (\mathbf{C}^{-1})^\dagger \mathbf{U} \right]_{i,i}$ . Note that the distinct sign with respect to [13, eq. (7)] is due to a slightly different definition of the MGF, which in (11) is calculated as  $M_Q(s) = \mathbb{E}[e^{sQ}]$ .

Closed-form expressions for some statistics of  $Q$ , e.g., the PDF and CDF, cannot be provided due to the exponential term in (11), which considerably complicates performing an inverse Laplace transformation.

This issue is a direct consequence of considering a non-central Gaussian vector  $\mathbf{v}$ . Actually, this does not occur when  $\mathbf{v}$  has zero mean, since the exponential term in (11) vanishes, allowing a straightforward inversion to obtain the distribution of  $Q$ . Although the idea behind all previous contributions consists in expanding such exponential function to perform the inverse Laplace transform, the approach here presented will circumvent the need of manipulating this function, which usually leads to complicated statistical expressions that are not suitable for subsequent analyzes [13–15]. It is based on randomly perturbing the deterministic elements that originate the non-centrality of the quadratic form, such that the exponential term in (11) disappears, thus facilitating the derivation of the distribution of  $Q$ . This approach will be referred to as principle of confluence in the next section.

### III. CONFLUENT NON-CENTRAL COMPLEX GAUSSIAN QUADRATIC FORM

The here proposed approach exploits the fact that the analysis of some statistical problems is notably simplified by introducing a random fluctuation into them. A major innovation of this paper is the determination of an adequate fluctuation to achieve this end in the context of non-central CGQFs. To this aim, an auxiliary CGQF is obtained by perturbing vector  $\bar{\mathbf{h}}$  in (8) with a random variable that depends on a shape parameter. When the latter tends to infinity, the auxiliary CGQF converges to the original one. This section firstly formalizes this property, referred to as principle of confluence, and then shows that the statistical analysis of the original CGQF can be derived from that of the auxiliary one.

#### A. The Principle of Confluence

In the following, the former definition of confluent random variable is given, as well as some relevant lemmas that build a general framework that will be used to analyze non-central CGQFs.

*Definition 4 (Confluent random variable):* Let  $X_m$  be a real random variable with a real and positive shape parameter  $m$ . Then, the random variable  $X_m$  is *confluent* in  $m$  to another random variable  $X$  if

$$\lim_{m \rightarrow \infty} M_{X_m}(s) = M_X(s) \quad (12)$$

for  $s = it$  with  $i = \sqrt{-1}$  and  $t \in \mathbb{R}$ , and it is denoted as  $X_m \rightsquigarrow X$ . Also,  $X$  is named the *limit* variable.

*Definition 5 (Weak convergence):* Let  $\{X_n\}$  be a sequence of real random variables. Then,  $\{X_n\}$  is said to converge weakly, or converge in distribution, to another random variable  $X$  if

$$\lim_{n \rightarrow \infty} F_{X_n}(x) = F_X(x) \quad (13)$$

at every continuity point [20], where  $F_X(x)$  is the CDF of  $X$ .

With the above definitions, the following lemmas are now presented.

*Lemma 1:* Let  $X_m$  and  $X$  be two random variables such that  $X_m \rightsquigarrow X$ . Then,  $X_m$  converges weakly to  $X$  in  $m$ .

*Proof:* The lemma is a consequence of Lévy's continuity theorem [21, chap. 1]. The confluence in  $m$  between the random variables  $X_m$  and  $X$  implies that the MGF of  $X_m$  converges pointwise to  $M_X(s)$  in the imaginary axis. This is equivalent to the convergence of the characteristic functions, fulfilling Lévy's theorem and ensuring the weak convergence of  $X_m$  to  $X$ . ■

*Lemma 2:* Let  $X_m$  and  $X$  be two random variables such that  $X_m \rightsquigarrow X$  in  $m$ . If  $g : \mathbb{R} \rightarrow \mathbb{R}$  is a continuous and bounded function, then

$$\lim_{m \rightarrow \infty} \mathbb{E}[g(X_m)] = \mathbb{E}[g(X)]. \quad (14)$$

*Proof:* As  $X_m \rightsquigarrow X$ , Lemma 1 ensures the weak convergence between  $X_m$  and  $X$ . According to Helly-Bray theorem, this weak convergence is equivalent to the convergence in expectations if and only if  $g$  is a continuous and bounded function [22]. ■

Definition 4 along with Lemma 1 and Lemma 2 constitute the principle of confluence. It allows circumventing the need of manipulating the statistics of  $X$ , working with those of  $X_m$  instead. As such, the principle of confluence is a novel approach to characterize complicated random variables, by means of auxiliary variables which are more tractable to analyze.

#### B. The Principle of Confluence for CGQFs

The principle of confluence is here used to analyze non-central CGQFs. In order to do so, it is necessary to firstly define the auxiliary random variable, which will be referred to as confluent CGQF.

*Proposition 1:* Let  $\xi_i$  for  $i = 1, \dots, n$  be a set of random variables such that  $\xi_i^2 \sim \Gamma(m, 1/m) \forall i$ . Then,  $\xi_i \rightsquigarrow 1 \forall i$ .

*Proof:* It can be straightforwardly demonstrated that  $\lim_{m \rightarrow \infty} M_{\xi_i^2}(s) = e^s$ , proving the confluence of  $\xi_i^2$  to the constant limit variable 1. ■

*Proposition 2:* Consider  $Q$  the non-central CGQF in (8) and let  $\mathbf{D}_\xi \in \mathbb{R}^{n \times n}$  be a diagonal matrix with entries  $\xi_i$  for  $i = 1, \dots, n$ . Then,

$$Q_m = (\mathbf{y} + \mathbf{D}_\xi \bar{\mathbf{h}})^\dagger \Lambda (\mathbf{y} + \mathbf{D}_\xi \bar{\mathbf{h}}) \quad (15)$$

is a confluent non-central CGQF whose MGF is given by

$$M_{Q_m}(s) = \prod_{i=1}^n \frac{\left(1 - \frac{\lambda_i \mu_i s}{m(1 - \lambda_i s)}\right)^{-m}}{1 - \lambda_i s}, \quad (16)$$

where  $\lim_{m \rightarrow \infty} M_{Q_m}(s) = M_Q(s)$  and, therefore,  $Q_m \rightsquigarrow Q$ .

*Proof:* The MGF in (16) is derived in Appendix A and, since

$$\lim_{m \rightarrow \infty} \left(1 - \frac{\lambda_i \mu_i s}{m(1 - \lambda_i s)}\right)^{-m} = \exp\left(\frac{\lambda_i \mu_i s}{1 - \lambda_i s}\right), \quad (17)$$

then  $\lim_{m \rightarrow \infty} M_{Q_m}(s) = M_Q(s)$ , which proves that  $Q_m$  is confluent in  $m$  to  $Q$ .  $\blacksquare$

To give an intuitive explanation for Proposition 2, observe (15). Since  $\xi_i \rightsquigarrow 1$  for  $i = 1, \dots, n$ ,  $\mathbf{D}_\xi$  becomes the identity matrix when  $m \rightarrow \infty$ . Consequently, the confluent CQGF in (15) becomes the original one in (8) in the limit. Additionally, the expression in (16) confirms that choosing the perturbing fluctuations to follow Gamma distributions is appropriate since this expression does no longer present the exponential term. In fact, by performing some algebraic manipulations in (16), the MGF of  $Q_m$  can be written as

$$M_{Q_m}(s) = \prod_{k=1}^n \left[ (-\lambda_k) \left( 1 + \frac{\mu_k}{m} \right)^m \right]^{-1} \prod_{i=1}^n \frac{(s - 1/\lambda_i)^{m-1}}{(s - \beta_i)^m} \quad (18)$$

where  $M_{Q_m}(s)$  is in terms of a rational polynomial whose zeroes and poles are  $1/\lambda_i$  and  $\beta_i = [\lambda_i(1 + \mu_i/m)]^{-1}$  for  $i = 1, \dots, n$ , respectively. Assuming there can be repeated poles and zeroes, and taking into account that, if  $\mu_i = 0$ , then  $\beta_i = 1/\lambda_i$ , this rational polynomial can be simplified. Thus, denoting as  $\tilde{\beta}_i$  and  $1/\tilde{\lambda}_j$  for  $i = 1, \dots, n_\beta$  and  $j = 1, \dots, n_\lambda$  the distinct poles and zeroes resulting from simplifying the rational polynomial in (18) with multiplicities  $p_i$  and  $q_j$ , respectively, the MGF of  $Q_m$  is expressed

$$M_{Q_m}(s) = \prod_{k=1}^n \left[ (-\lambda_k) \left( 1 + \frac{\mu_k}{m} \right)^m \right]^{-1} \frac{\prod_{j=1}^{n_\lambda} (s - 1/\tilde{\lambda}_j)^{q_j}}{\prod_{i=1}^{n_\beta} (s - \tilde{\beta}_i)^{p_i}}, \quad (19)$$

In contrast with the MGF of the original CGQF in (11), the expression of  $M_{Q_m}(s)$  in (19) allows a straightforward inversion, i.e. performing an inverse Laplace transformation in order to obtain the PDF and the CDF of  $Q_m$ . Moreover, from Proposition 2, since  $Q_m \rightsquigarrow Q$ , the statistics of  $Q$  can be obtained from those of  $Q_m$  by virtue of Lemma 1. Thus, the PDF and CDF of  $Q_m$  are calculated in the following propositions, which are easily derived from (19) after expanding the rational polynomial in partial fractions.

*Proposition 3:* Consider  $Q_m$  the confluent CGQF defined in (15). Then, the PDF of  $Q_m$  is given by a linear combination of elementary functions as

$$f_{Q_m}(x) = \sum_{i=1}^{n_\beta} \sum_{j=1}^{p_i} \alpha_{i,j} e^{-\tilde{\beta}_i x} x^{j-1} u(\tilde{\beta}_i x) \operatorname{sgn}(x), \quad (20)$$

where  $\alpha_{i,j} = B_j A_{i,j}$  with

$$B_j = \frac{1}{(j-1)!} \prod_{k=1}^n \left[ (-\lambda_k) \left( 1 + \frac{\mu_k}{m} \right)^m \right]^{-1} \quad (21)$$

and  $A_{i,j}$  the residues that arises from performing a partial fraction decomposition in (19) after a change of sign. A closed-form expression for  $A_{i,j}$  is given by

$$A_{i,j} = \sum_{\substack{k_1 + \dots + k_{N-1} = p_i - j \\ k_u \leq q_u, u=1, \dots, n_\lambda}} \frac{1}{\prod_{s=1}^{N-1} k_s!} \prod_{t=1}^{n_\lambda} \frac{(\tilde{\lambda}_t^{-1} - \tilde{\beta}_i)^{q_t - k_t}}{(q_t!)^{-1} (q_t - k_t)!} \prod_{r=1}^{i-1} \frac{(-1)^{k_r + n_\lambda} (p_r)_{k_r + n_\lambda}}{(\tilde{\beta}_r - \tilde{\beta}_i)^{p_r + k_r + n_\lambda}} \prod_{l=i+1}^{n_\beta} \frac{(-1)^{k_l + n_\lambda - 1} (p_l)_{k_l + n_\lambda - 1}}{(\tilde{\beta}_l - \tilde{\beta}_i)^{p_r + k_l + n_\lambda - 1}} \quad (22)$$

as proved in Appendix B, where the sum subindex denotes there are as many terms in the sum as combinations of  $k_1, \dots, k_{N-1}$  exist that fulfil  $\sum_{t=1}^{N-1} k_t = p_i - j$  with  $N = n_\lambda + n_\beta$ .

*Proof:* The PDF of  $Q_m$  is easily obtained from (19) as  $f_{Q_m}(x) = \mathcal{L}^{-1}\{M_{Q_m}(-s)\}$  by performing a partial fraction expansion as detailed in Appendix C.  $\blacksquare$

*Proposition 4:* Consider  $Q_m$  the confluent CGQF defined in (15). Then, the CDF of  $Q_m$  is given by

$$F_{Q_m}(x) = u(x) + \sum_{i=1}^{n_\beta} \sum_{j=1}^{p_i} \omega_{i,j} e^{-\tilde{\beta}_i x} x^{j-1} u(\tilde{\beta}_i x) \operatorname{sgn}(x) \quad (23)$$

where  $\omega_{i,j} = B_j C_{i,j}$  with  $C_{i,j}$  the partial expansion residues given by

$$C_{i,j} = \sum_{\substack{k_1 + \dots + k_N = p_i - j \\ k_u \leq q_u, u=1, \dots, n_\lambda}} \frac{1}{\prod_{s=1}^N k_s!} \prod_{t=1}^n \frac{(\tilde{\lambda}_t^{-1} - \tilde{\beta}_i)^{q_t - k_t}}{(q_t!)^{-1} (q_t - k_t)!} \prod_{r=1}^{i-1} \frac{(-1)^{k_r + n_\lambda} (p_r)_{k_r + n_\lambda}}{(\tilde{\beta}_r - \tilde{\beta}_i)^{p_r + k_r + n_\lambda}} \prod_{l=i+1}^{n_\beta} \frac{(-1)^{k_l + n_\lambda - 1} (p_l)_{k_l + n_\lambda - 1}}{(\tilde{\beta}_l - \tilde{\beta}_i)^{p_r + k_l + n_\lambda - 1}} \frac{k_N! (-1)^{k_N}}{(-\tilde{\beta}_i)^{1 + k_N}}, \quad (24)$$

as proved in Appendix B.

*Proof:* Following the same steps as in the previous proof, the CDF of  $Q_m$  is straightforwardly calculated from (19) as  $F_{Q_m}(x) = \mathcal{L}^{-1}\{M_{Q_m}(-s)/s\}$ , as detailed in Appendix D. ■

Propositions 3 and 4 provide simple closed-form expressions for both the PDF and CDF of  $Q_m$  in terms of elementary functions, i.e. exponentials and powers. Regarding the argument of the unit step function, note that the domain of  $u(\tilde{\beta}_i x)$  where the function values are non-negative will depend on the sign of  $\tilde{\beta}_i$ . Thus, if  $x < 0$ , then the value of  $u(\tilde{\beta}_i x)$  will be zero for those  $\tilde{\beta}_i > 0$  for  $i = 1, \dots, n_\beta$ . In turn, for positive values of  $x$ , the value of the step function will be zero for those  $\tilde{\beta}_i < 0$ . Moreover, since  $\mu_i \geq 0 \forall i$ , the sign of  $\tilde{\beta}_i$  is the same as that of  $\tilde{\lambda}_i$ , so the shape of the distribution of  $Q_m$  (and, equivalently, that of  $Q$ ) depends on the positive eigenvalues  $\tilde{\lambda}_i$  for  $x \geq 0$ , while it depends on the negative eigenvalues for  $x < 0$ .

From (20) and (23), the PDF and CDF of  $Q$  can be approximated just by setting  $m$  to a high enough value. Note that, although  $m$  does not appear explicitly in (20) and (23), both the poles  $\tilde{\beta}_i$  and their multiplicities  $p_i$  depends on  $m$ , as well as zeroes multiplicities  $q_j$ . Additionally, in contrast with other approximations which directly manipulate the expression in (11), it is possible to quantify the minimum squared error (MSE) between  $Q$  and  $Q_m$  in closed-form. This result is given in the following proposition.

*Proposition 5:* Consider  $Q$  the CGQF and  $Q_m$  the confluent CGQF given in (8) and (15), respectively. Then, the MSE between  $Q$  and  $Q_m$  is given by

$$\begin{aligned} \overline{\epsilon^2} &\triangleq \mathbb{E} \left[ (Q_m - Q)^2 \right] = \mathbb{E} \left[ \left( (\mathbf{y} + \mathbf{D}_\xi \bar{\mathbf{h}})^\dagger \mathbf{\Lambda} (\mathbf{y} + \mathbf{D}_\xi \bar{\mathbf{h}}) - (\mathbf{y} + \bar{\mathbf{h}})^\dagger \mathbf{\Lambda} (\mathbf{y} + \bar{\mathbf{h}}) \right)^2 \right] \\ &= \sum_{i=1}^n \lambda_i^2 \mu_i \left[ 4 \left( 1 - \frac{\Gamma(m+1/2)}{m^{1/2}\Gamma(m)} \right) + \frac{\mu_i}{m} \right]. \end{aligned} \quad (25)$$

*Proof:* See Appendix E. ■

Observe that, when  $\mu_i = |h_i|^2 = 0$  for  $i = 1, \dots, n$  then  $\overline{\epsilon^2} = 0$  for any value of  $m$ . This is coherent with the fact that setting  $\mu_i = 0 \forall i$  implies having a central CGQF. Additionally, it is easy to prove that the error also goes to zero when  $m \rightarrow \infty$ . By applying the asymptotic formula for the gamma function given in [23, eq. 6.1.39], which allows to write

$$\Gamma(m + \tau) \approx \sqrt{2\pi} e^{-m} m^{m+\tau-1/2}, \quad (26)$$

for large  $m$ , it is clear that  $\lim_{m \rightarrow \infty} \overline{\epsilon^2} = 0$ . This implies that  $Q_m$  converges in mean square to  $Q$ , which is a more general type of convergence between random variables [24, chap. 4]. In fact, convergence in mean square also implies convergence in probability and, consequently, weak convergence.

When compared to other approximations, the novel approach here presented renders more tractable expressions for the chief probability functions of indefinite non-central CGQFs. The PDF and CDF of  $Q$  can be approximated from those of  $Q_m$ , which only involves elementary functions in contrast to the more complicated expressions available in the literature [10, 13–15]. It is only necessary to set  $m$  large enough, such that the MSE between  $Q_m$  and  $Q$  drops below a certain threshold, in order to achieve the desired precision in the approximation.

#### IV. DISCUSSION ON THE COMPUTATION OF PARTIAL FRACTION EXPANSION RESIDUES

The expressions of  $f_{Q_m}(x)$  and  $F_{Q_m}(x)$  have been obtained as the inverse Laplace transformation of  $M_{Q_m}(-s)$  and  $M_{Q_m}(-s)/s$ , respectively. These transformations are straightforwardly performed by expanding the rational polynomial in (19) with a change of sign, that is

$$R(s) = \frac{\prod_{t=1}^{n_\lambda} \left( s + 1/\tilde{\lambda}_t \right)^{q_t}}{\prod_{i=1}^{n_\beta} \left( s + \tilde{\beta}_i \right)^{p_i}}, \quad (27)$$

so the constants  $\alpha_{i,j}$  and  $\omega_{i,j}$  in (20) and (23) depend on the partial expansion residues  $A_{i,j}$  and  $C_{i,j}$ , respectively.

Although closed-form expressions for such constants have been provided in (22) and (24), the computation of these expressions is unfeasible for large  $m$ . This is explained as follows. The number of terms that needs to be computed for those residues depends on a combinatorial, so it grows exponentially with  $m$ . As such, for  $m$  sufficiently large, the number of combinations becomes computationally unbearable. This issue is commonly referred to as combinatorial explosion.

Since the partial expansion residues can be defined as derivatives of the rational polynomial [25, eq. (A.36)], an alternative approach to circumvent the combinatorial explosion may be computing numerically these derivatives. Using Cauchy's differentiation formula, it is possible to rewrite the derivatives as a complex integral over a closed path that can be computed numerically [26]. However, the resulting function to be integrated exhibits an oscillatory behavior with positive and negative values. Then, for high values of  $m$ , the expected value of the integral and the maximum values of the function can differ in tens of orders of magnitude, rendering significant numerical errors that prevent the integral convergence.

To deal with the computation of  $A_{i,j}$  and  $C_{i,j}$ , an alternative algorithm will be used to calculate recursively those partial expansion residues. The algorithm was proposed in [27], allowing the partial expansion of both proper and improper rational

functions and providing exact recursive expressions for the partial fraction residues. Since  $R(s)$  is a proper rational function, the recursion for the partial expansion residues  $A_{i,j}$  is given by [27, eq. (11a) and (11b)]. Hence, each residue  $A_{i,j}$  for  $i = 1, \dots, n_\beta$  and  $j = 1, \dots, p_i$  is calculated as a linear combination of the previous ones. The recursion starts from  $A_{i,p_i}$ , which can be directly computed from the definition in [25, eq. (A.36)] without taking any derivative. From it, this algorithm computes  $A_{i,p_i-1}, A_{i,p_i-2}, \dots, A_{i,1}$  recursively as

$$A_{i,j} = \begin{cases} \frac{1}{p_i - j} \sum_{k=1}^{p_i-j} A_{i,j+k} \rho_A(k, -\tilde{\beta}_i) & \text{if } 1 \leq j \leq p_i - 1, \\ \frac{\prod_{t=1}^{n_\lambda} (\tilde{\lambda}_t^{-1} - \tilde{\beta}_i)^{q_t}}{\prod_{\substack{l=1 \\ l \neq i}}^{n_\beta} (\tilde{\beta}_l - \tilde{\beta}_i)^{p_l}} & \text{if } j = p_i, \end{cases} \quad (28)$$

where  $\rho_A(k, s)$  is given by

$$\rho_A(k, s) = \sum_{\substack{l=1 \\ l \neq i}}^{n_\beta} \frac{p_l}{(-\tilde{\beta}_l - s)^k} - \sum_{t=1}^{n_\lambda} \frac{q_t}{(-\tilde{\lambda}_t^{-1} - s)^k}. \quad (29)$$

Analogously,  $C_{i,j}$  for  $i = 1, \dots, n_\beta$  and  $j = 1, \dots, p_i$  arises as the partial expansion residues of  $R(s)/s$ , so following the same steps as with  $A_{i,j}$  one has

$$C_{i,j} = \begin{cases} \frac{1}{p_i - j} \sum_{k=1}^{p_i-j} A_{i,j+k} \rho_C(k, -\tilde{\beta}_i) & \text{if } 1 \leq j \leq p_i - 1, \\ \frac{\prod_{t=1}^{n_\lambda} (\tilde{\lambda}_t^{-1} - \tilde{\beta}_i)^{q_t}}{-\tilde{\beta}_i \prod_{\substack{l=1 \\ l \neq i}}^{n_\beta} (\tilde{\beta}_l - \tilde{\beta}_i)^{p_l}} & \text{if } j = p_i, \end{cases} \quad (30)$$

with

$$\rho_C(k, s) = \sum_{\substack{l=1 \\ l \neq i}}^{n_\beta} \frac{p_l}{(-\tilde{\beta}_l - s)^k} + \frac{1}{(-s)^k} - \sum_{t=1}^{n_\lambda} \frac{q_t}{(-\tilde{\lambda}_t^{-1} - s)^k}. \quad (31)$$

Thanks to (28) and (30) each residue  $A_{i,j}$  and  $C_{i,j}$  can be computed as a linear combination of the previous ones. In contrast with (22) and (24), the computational cost grows linearly with  $m$  instead of exponentially, avoiding the combinatorial explosion. Despite that, numerical errors could still be relevant when computing (28) and (30) due to the limited floating-point precision in calculation software. For very large  $m$ , the distinct terms in the summation can also differ in considerable orders of magnitude, which could lead to inaccurate results. However, in contrast with convergence issues related to numerical integration for Cauchy formula, in this case these errors can be easily prevented by working with rational numbers in the software MATHEMATICA. This suite allows the possibility of working with floating-point number with full precision by rationalizing them using the function RATIONALIZE, allowing an error-free computation of  $A_{i,j}$  and  $C_{i,j}$ .

## V. PRACTICAL EXAMPLE: MRC SYSTEMS OVER RICIAN FADING CHANNELS

Although the statistical analysis of non-central CGQFs plays an important role in a wide number of applications, the most interesting examples are those which require further manipulations of the PDF or CDF, in order to show the usefulness of the novel results. A common example in wireless communications that implies manipulating the PDF is the study of the BER of MRC systems over correlated Rician channels. As an additional result, the outage probability ( $P_{\text{out}}$ ) of such MRC systems is also provided.

### A. System model

Consider a MRC system with  $P$  branches at the receiver side. Then, the received signal can be written as

$$\mathbf{r} = \mathbf{g}z + \mathbf{w} \quad (32)$$

where  $z$  is the complex transmitted symbol with  $\mathbb{E}[|z|^2] = E_s$ ,  $\mathbf{w} \in \mathbb{C}^{P \times 1}$  is the noise vector, and  $\mathbf{g} \in \mathbb{C}^{P \times 1}$  is the normalized channel complex gain vector. The noise at each branch is assumed to be independent and identically distributed with zero-mean and variance  $N_0$ . Since the fading at each branch is assumed to be Rician distributed with  $K_i$  factor for  $i = 1, \dots, P$ ,  $\mathbf{g}$  is

a complex Gaussian vector such that  $\mathbf{g} \sim \mathcal{CN}_P(\bar{\mathbf{g}}, \mathbf{\Sigma})$ , with  $\bar{\mathbf{g}} = \mathbb{E}[\mathbf{g}]$  and  $\mathbf{\Sigma}$  the covariance matrix. The entries of both the mean vector and the covariance matrix can be expressed in terms of the Rician factors as

$$\bar{g}_i = \sqrt{\frac{K_i}{K_i + 1}}, \quad \Sigma_{i,j} = \sqrt{\frac{1}{K_i K_j}} R_{i,j}, \quad (33)$$

with  $R_{i,j}$  for  $i, j = 1, \dots, P$  the entries of the correlation matrix  $\mathbf{R}$  of  $\mathbf{g}$ . Since each element of  $\mathbf{g}$  has unit power, i.e.  $\mathbb{E}[|g_i|^2] = 1$ , then the average signal-to-noise ratio (SNR) at each branch is given by  $\bar{\gamma} = E_s/N_0$ . Considering perfect symbol synchronization and channel estimation, when the MRC principle is applied to the received signal, this yields to a post-processing signal that can be expressed as

$$r_{\text{out}} = \sum_{k=1}^P r_k \frac{g_k^\dagger}{\mathbf{g}^\dagger \mathbf{g}} = z + \sum_{k=1}^P \frac{g_k^\dagger w_k}{\mathbf{g}^\dagger \mathbf{g}}. \quad (34)$$

Thus, the post-processing SNR is given by

$$\gamma = \bar{\gamma} \mathbf{g}^\dagger \mathbf{g} \quad (35)$$

Since (35) is the non-central CGQF given in (4) with  $\mathbf{A} = \mathbf{I}$ , the theoretical results derived in this paper can be used to analyze the performance analysis of such system. To that end, it is necessary to define an auxiliary variable  $\gamma_m$  as in (15) such as

$$\gamma_m = \bar{\gamma} (\mathbf{y} + \mathbf{D}_\xi \bar{\mathbf{h}})^\dagger \mathbf{\Lambda} (\mathbf{y} + \mathbf{D}_\xi \bar{\mathbf{h}}), \quad (36)$$

where  $\mathbf{y} \sim \mathcal{CN}_P(\mathbf{0}_{P \times 1}, \mathbf{I}_P)$ ,  $\bar{\mathbf{h}} = \mathbf{U}^\dagger \mathbf{C}^{-1} \bar{\mathbf{g}}$  with  $\mathbf{U}$  and  $\mathbf{\Lambda}$  being the unitary matrix and the diagonal matrix built with the eigenvalues of  $\mathbf{C}^\dagger \mathbf{C}$ , respectively, with  $\mathbf{\Sigma} = \mathbf{C} \mathbf{C}^\dagger$ . When defining  $\mathbf{D}_\xi$  as in Section III-B,  $\gamma_m$  is confluent to  $\gamma$  by virtue of Proposition 2. Therefore, the performance analysis of the system will be based on the characterization of  $\gamma_m$  when  $m$  takes appropriated large values.

### B. Outage probability

Defining  $\gamma_{\text{th}}$  as the minimum SNR required for a reliable communication, the outage probability is given by [28, eq. (6.46)]

$$P_{\text{out}}(\gamma_{\text{th}}) \approx P(\gamma_m < \gamma_{\text{th}}) = \int_0^{\gamma_{\text{th}}} f_{\gamma_m}(\gamma_m) d\gamma_m, \quad (37)$$

which corresponds to the CDF of  $\gamma_m$ . Moreover, since  $\mathbf{\Lambda}$  is positive definite, then  $\tilde{\beta}_i > 0 \forall i$ , such that the outage probability is written as

$$P_{\text{out}}(\gamma_{\text{th}}) \approx 1 + \sum_{i=1}^{n_\beta} \sum_{j=1}^{\tilde{p}_i} \omega_{i,j} e^{-\tilde{\beta}_i \gamma_{\text{th}} N_0 / E_s} \left( \frac{\bar{\gamma}}{\gamma_{\text{th}}} \right)^{-j+1}, \quad (38)$$

where  $\omega_{i,j}$ ,  $\tilde{\beta}_i$ ,  $n_\beta$  and  $p_i$  are defined in Section III.

### C. BER for M-QAM

Assuming a Gray coded constellation, the exact BER expression conditioned to a certain  $\gamma_m$  for arbitrary  $M$ -ary square QAM is given by [29]

$$P_b(\gamma_m) = L \sum_{i=1}^{L-1} \omega(i) Q \left( (2i-1) \sqrt{\frac{3\gamma_m}{M-1}} \right) \quad (39)$$

where  $\omega(i)$  are constants defined in [29, eq. (6), (14) and (21)],  $L = \sqrt{M}$  and  $Q(\cdot)$  is the Gaussian  $Q$ -function [30, eq. (4.1)]. In order to obtain the BER for the system model described in the previous section over correlated Rician channels, (39) is averaged over the distribution of  $\gamma_m$ , such as

$$P_b(\bar{\gamma}) \approx \int_0^\infty P_b(\gamma_m) f_{\gamma_m}(\gamma_m) d\gamma_m. \quad (40)$$

From (39) and (40), and using the relation between the Gaussian  $Q$ -function and the error function  $\text{erf}(\cdot)$  given in [31, eq. (8.250 1)], the average BER is calculated by applying [31, eq. (3.381 4)] and [32, eq. (4.3.8)], obtaining

$$P_b(\bar{\gamma}) \approx \sum_{i=1}^{n_\beta} \sum_{j=1}^{\tilde{p}_i} \sum_{k=1}^{L-1} L \omega(k) \alpha_{i,j} \left[ \frac{\Gamma(j)}{2\tilde{\beta}_i^j} - \frac{\delta_k \Gamma(j + \frac{1}{2})}{\tilde{\beta}_i^{j+1/2}} \sqrt{\frac{\bar{\gamma}}{2\pi}} {}_2F_1 \left( \frac{1}{2}, j + \frac{1}{2}; \frac{3}{2}; \frac{-\delta_k^2 \bar{\gamma}}{2\tilde{\beta}_i} \right) \right] \quad (41)$$

where  $\delta_k = (2k-1)\sqrt{3/(M-1)}$  and  ${}_2F_1(\cdot)$  is the Gauss hypergeometric function [23, eq. (15.1.1)].



#### D. Numerical Results

In the following, some numerical results are provided in order to study the outage probability and BER in different scenarios with different modulation schemes. For the sake of simplicity, consider  $\mathbf{k}$  the vector containing the  $P$  different Rician  $K$ -factors of the branches, i.e.  $\mathbf{k} = [K_1, \dots, K_P]$ . Also, the matrix correlation  $\mathbf{R}$  is assumed to be exponential, i.e.  $(\mathbf{R})_{i,j} = \rho^{|i-j|}$  with  $|\rho| < 1$  [33–35]. Both the outage probability and BER are validated through Monte-Carlo simulations, observing a perfect match between the theoretical expressions and the simulations in all the figures. In order to quantify the precision of the approximations, the MSE between the original CGQF and the confluent one is also represented for different scenarios.

Figs 1-4 focus on the outage probability. Since it is interesting to analyze the impact of the correlation matrix and the  $K$  factors in both low-SNR and high-SNR scenarios, two types of representations have been used. Hence, Fig. 1 depicts the complementary outage probability ( $1 - P_{\text{out}}$ ) for low  $\bar{\gamma}$  values whereas Figs. 2-4 show  $P_{\text{out}}$  for large SNR. In all the figures, the mean SNR is normalized by  $\gamma_{\text{th}}$ . Figs. 1 and 2 compare the performance of the system for different values of  $\rho$  and  $\mathbf{k}$  for small and large  $\bar{\gamma}$ , respectively. The number of branches at the receiver is fixed to  $P = 2$ . As observed, the effect of the correlation and  $\mathbf{k}$  is the opposite in both figures. While for high SNR a stronger line of sight (LoS) (high values for  $\mathbf{k}$ ) renders a better performance, in the low-SNR regime a weak direct component seems to be beneficial. The same occurs with  $\rho$ , since a strong correlation factor degrades the system performance when  $\bar{\gamma}$  takes high values, but slightly increases it in the low-SNR regime.

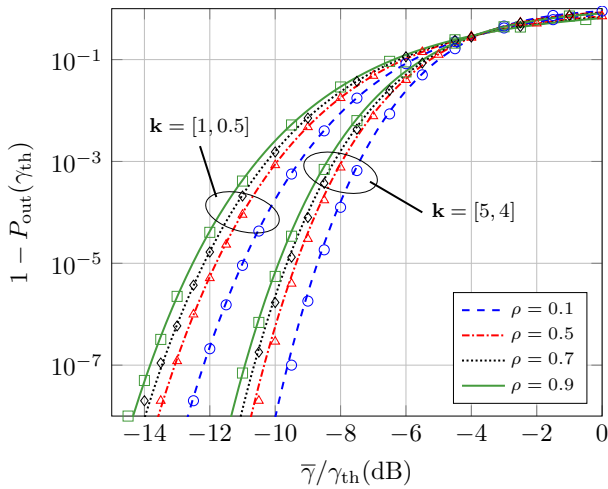


Fig. 1. Complementary  $P_{\text{out}}$  vs.  $\bar{\gamma}/\gamma_{\text{th}}$  for  $P = 2$ , different values of  $\rho$  and different values of  $K$  at each path. Solid lines correspond to theoretical calculation with  $m = 40$  for  $\mathbf{k} = [1, 0.5]$  and  $m = 80$  for  $\mathbf{k} = [5, 4]$ , while markers correspond to Monte Carlo simulations.

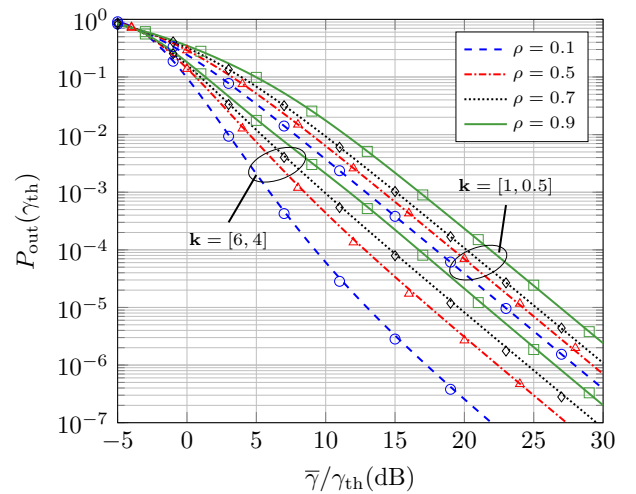


Fig. 2.  $P_{\text{out}}$  vs.  $\bar{\gamma}/\gamma_{\text{th}}$  for  $P = 2$ , different values of  $\rho$  and different values of  $K$  at each path. Solid lines correspond to theoretical calculation with  $m = 50$  for  $\mathbf{k} = [1, 0.5]$  and  $m = 150$  for  $\mathbf{k} = [6, 4]$ , while markers correspond to Monte Carlo simulations.

Fig. 3 also represents the outage probability for different correlation factors in a strong and a weak LoS scenario, but extends the number of branches to  $P = 4$ . It can be observed that the impact of  $\rho$  depends on the value of  $\mathbf{k}$ . If the distinct  $K_i$  factors are set to high enough values, increasing the correlation between branches implies a considerable degradation of the system performance. In fact, when  $\rho = 0.9$ , the outage probability is higher for large  $\mathbf{k}$  than for a weak LoS component. This effect is analyzed in more detail in Fig. 4, where the outage probability is plotted for different values of  $\mathbf{k}$  when  $\rho = 0.1$  (low correlation between branches) and  $\rho = 0.9$  (branches highly correlated). For the sake of simplicity, the distinct channel gains are assumed to be identically distributed in this figure. Thus, for low  $\rho$ , the behavior of the system is as expected, i.e. the outage probability decreases as  $\mathbf{k}$  takes higher values. However, when  $\rho = 0.9$ , the system performance degrades as  $\mathbf{k}$  increases. Once a certain value of  $\mathbf{k}$  is reached, then increasing the LoS power yields a better performance. The value of this turning point depends on the number of branches and the correlation between them. This behavior was deeply analyzed in [36], where an exact expression is given for the threshold value of  $K$ .

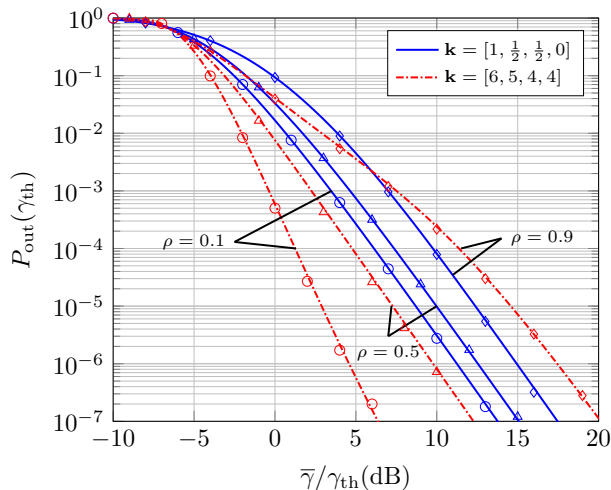


Fig. 3.  $P_{out}$  vs.  $\bar{\gamma}/\gamma_{th}$  for  $P = 4$ , different values of  $\rho$  and different values of  $K$  at each path. Solid lines correspond to theoretical  $P_{out}$  while markers correspond to Monte Carlo simulations. For theoretical calculation,  $m = 50$  for  $\mathbf{k} = [1, 0.5, 0.5, 0]$  and  $m = 120$  for  $\mathbf{k} = [6, 5, 4, 4]$ .

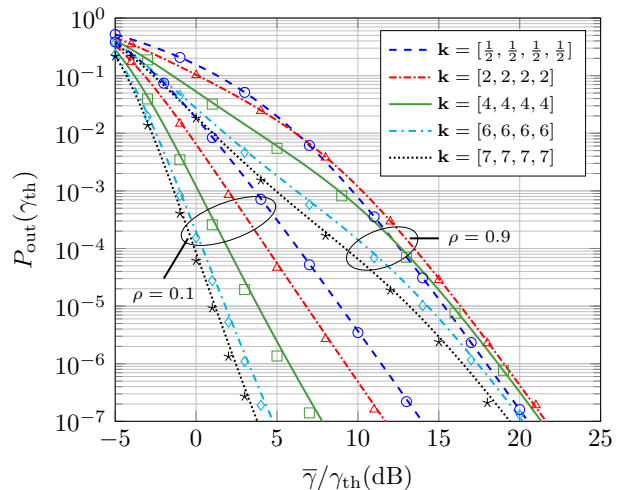


Fig. 4.  $P_{out}$  vs.  $\bar{\gamma}/\gamma_{th}$  for  $P = 4$  and different values of  $\mathbf{k}$  with a strong correlation factor ( $\rho = 0.9$ ) and a weak correlation factor ( $\rho = 0.1$ ). Solid lines correspond to theoretical  $P_{out}$  while markers correspond to Monte Carlo simulations. For theoretical calculation,  $m \in [40, 250]$ .

BER results in different scenarios are plotted in Figs. 5 and 6. Fig. 5 depicts the BER for 16-QAM for different values of  $\rho$  in a strong LoS and a weak LoS scenario. It is observed a similar result as in Fig. 3, i.e. lower values of  $\mathbf{k}$  render a better system performance when the branches are highly correlated. In turn, Fig. 6 represents the bit error for different modulation schemes and different values of  $\mathbf{k}$  for a fixed correlation factor. It is interesting to observe that the BER suffers the same relative degradation in all modulation schemes when decreasing the Rician  $K$ -factors. Similar conclusions were drawn in [37, 38] when different reception techniques are applied over correlated Rician channels.

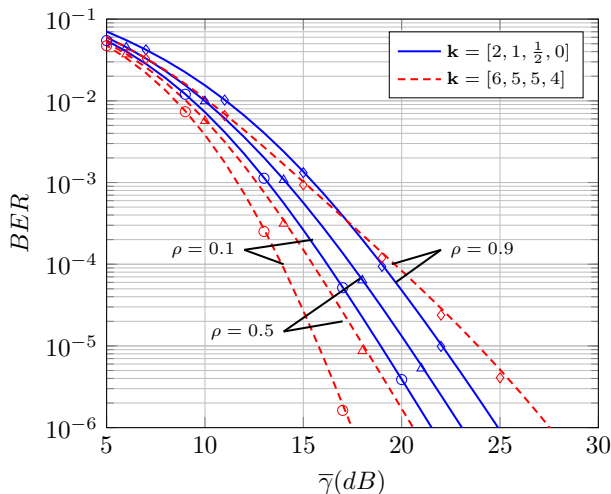


Fig. 5. BER vs.  $\bar{\gamma}$  for 16-QAM,  $P = 4$  and different values of  $\rho$  and  $\mathbf{k}$ . Solid lines correspond to theoretical BER with  $m = 40$  for  $\mathbf{k} = [2, 1, 0.5, 0]$  and  $m = 80$  for  $\mathbf{k} = [6, 5, 5, 4]$ , while markers correspond to Monte Carlo simulations.

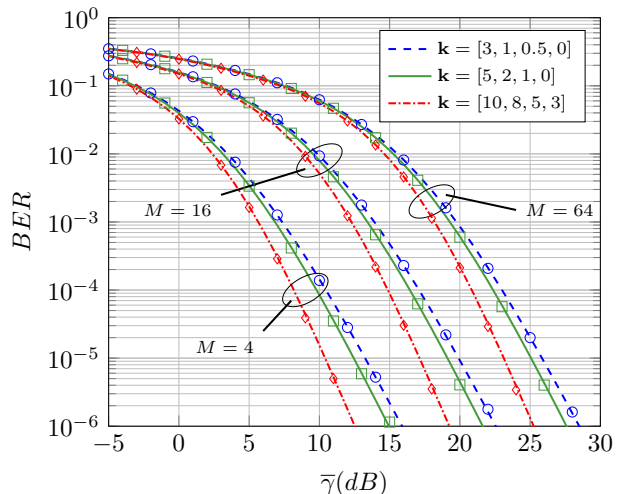


Fig. 6. BER vs.  $\bar{\gamma}$  for different modulation schemes and different values of  $\mathbf{k}$  with  $P = 4$  and  $\rho = 0.5$ . Solid lines correspond to theoretical BER while markers correspond to Monte Carlo simulations. For theoretical calculation,  $m \in [50, 150]$ .

Finally, Fig. 7 shows the MSE between the original CGQF  $\gamma$  in (35) and the confluent one in (36) for different values of  $\mathbf{k}$  employed in the previous figures. Note that the MSE is normalized by  $\Omega = \mathbb{E}[\gamma^2]$ . It is observed that the MSE always drops below  $10^{-2}$  for the values of  $m$  employed in the theoretical calculations, justifying the good match with the simulations. Also, note that higher values of  $\mathbf{k}$  usually make necessary a large  $m$  to reach a certain MSE. Interestingly, the slope of the MSE does not depend on the channel parameters, being the same for all the cases.

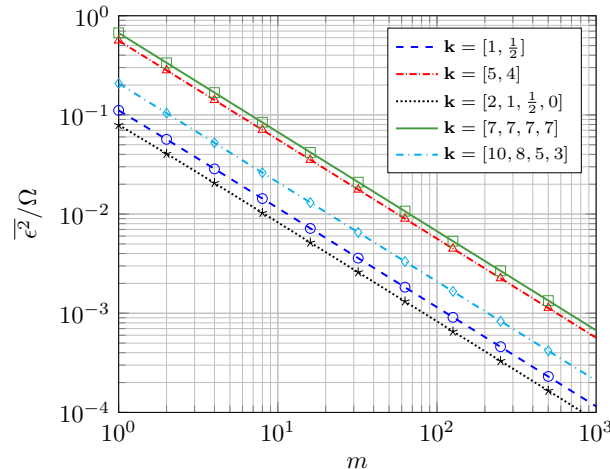


Fig. 7. Normalized MSE vs.  $m$  for different values of  $P$  and  $\mathbf{k}$ . Solid lines correspond to theoretical MSE while markers correspond to Monte Carlo simulations.

## VI. CONCLUSIONS

This paper has presented a novel approach to the statistical characterization of indefinite non-central CGQFs. Its key idea is to perturb the non-central vector of the CGQF with a random variable that depends on a shape parameter. The resulting auxiliary CGQF, which converges to the original one when this parameter tends to infinity, has simpler PDF and CDF expressions. The MSE between the auxiliary CGQF and the original one is given in closed-form, which allows determining the value of the shape parameter required to achieve the desired accuracy. In contrast to previous approaches available in the literature, results derived herein permits further insightful analyses, since the resulting probability functions are expressed in terms of elementary functions (exponential and powers) that can be used in subsequent calculations. The usefulness of the proposed method has been exemplified by the analysis of MRC systems over non-identically distributed Rician fading channels with arbitrary correlation, whose outage probability and BER expressions are given and validated through Monte-Carlo simulations.

### APPENDIX A PROOF OF PROPOSITION 2

Consider the confluent CGQF  $Q_m$  defined in (15). When conditioned on  $\mathbf{D}_\xi$ , its MGF is straightforwardly obtained from (11), getting

$$M_{Q_m|\mathbf{D}_\xi}(s) = \prod_{i=1}^n \frac{\exp\left(\frac{\xi_i^2 \lambda_i \mu_i s}{1 - \lambda_i s}\right)}{1 - \lambda_i s}, \quad (42)$$

The non-conditional MGF is obtained by integrating over each  $\xi_i^2$  variable as

$$M_{Q_m}(s) = \int_0^\infty \cdots \int_0^\infty M_{Q_m|\mathbf{D}_\xi}(s) f_{\xi^2}(\mathbf{u}) d\mathbf{u}, \quad (43)$$

with  $f_{\xi^2}(\mathbf{u})$  the joint probability density function of vector  $\xi^2 = \text{diag}(\mathbf{D}_\xi^2)$ . Since the elements of this vector are independent random variables, the joint density function can be calculated as

$$f_{\xi^2}(\mathbf{u}) = \prod_{i=1}^n f_{\xi_i^2}(u_i), \quad (44)$$

where  $f_{\xi_i^2}(u_i)$  for  $i = 1, \dots, n$  is the PDF of the Gamma distribution with shape parameter  $m$  and scale parameter  $1/m$ , given in (1). By substituting in (43), the MGF of the confluent CGQF is rewritten as follows

$$M_{Q_m}(s) = \prod_{i=1}^n \frac{m^m}{\Gamma(m)(1 - \lambda_i s)} \int_0^\infty \cdots \int_0^\infty \prod_{k=1}^n \exp\left(-u_k \left[m - \frac{\lambda_k \mu_k s}{1 - \lambda_k s}\right]\right) du_1 \dots du_n. \quad (45)$$

where, due to the independence between variables, each integral can be solved separately using [31, eq. 3.381 4], yielding (16) after some algebraic manipulations.

APPENDIX B  
DERIVATION OF  $A_{i,j}$  AND  $C_{i,j}$

$A_{i,j}$  arise as the partial expansion residues of the rational polynomial in (19) after evaluating  $M_{Q_m}(-s)$ , whose general expression is given in terms of derivatives of the rational polynomial as [25, eq. (A.36)]

$$A_{i,j} = \frac{1}{(p_i - j)!} \frac{d^{p_i - j}}{ds^{p_i - j}} \left( \frac{\prod_{t=1}^{n_\lambda} (s + 1/\tilde{\lambda}_t)^{q_t}}{\prod_{\substack{l=1 \\ l \neq i}}^{n_\beta} (s + \tilde{\beta}_l)^{p_l}} \right) \Big|_{s = -\tilde{\beta}_i}. \quad (46)$$

By using the general Leibniz rule, the rational polynomial derivatives can be rewritten in term of the derivatives of the individual binomials, resting

$$A_{i,j} = \sum_{k_1 + \dots + k_{N-1} = p_i - j} \left( \frac{1}{\prod_{s=1}^N k_s} \prod_{t=1}^{n_\lambda} [(s + \tilde{\lambda}^{-1})^{q_t}]^{(k_t)} \prod_{r=1}^{i-1} [(s + \tilde{\beta}_r)^{-p_r}]^{(k_{r+n})} \prod_{l=i+1}^{n_\beta} [(s + \tilde{\beta}_l)^{-p_l}]^{(k_{l+n-1})} \right) \Big|_{s = -\tilde{\beta}_i}, \quad (47)$$

where the sum subindex denotes that there are as many terms in the sum as combinations of  $k_1, \dots, k_{N-1}$  exist that fulfil  $\sum_{t=1}^{N-1} k_t = p_i - j$  with  $N = n_\lambda + n_\beta$ . Thus,  $A_{i,j}$  are expressed as a finite sum of the  $q$ -th derivative of binomials with positive and negative exponents, which can be written in closed-form by using

$$\frac{d^q}{dx^q} (x + a)^\nu = \begin{cases} \frac{(-1)^q (-\nu)_q}{(x + a)^{-\nu + q}} & \text{if } \nu < 0 \\ \frac{\nu!}{(\nu - q)!} (x + a)^{\nu - q} & \text{if } \nu > 0 \end{cases}. \quad (48)$$

Then, the final expression for  $A_{i,j}$  is obtained from (47) and (48) after evaluating at  $s = -\tilde{\beta}_i$ , yielding (22). Note that, if  $\nu > 0$ , (48) is only valid for  $q \leq \nu$  since the derivative is zero otherwise. Taking this into consideration, it is necessary to impose the restriction  $k_u \leq q_u$ ,  $u = 1, \dots, n_\lambda$  in (22).

Analogously,  $C_{i,j}$  are the partial expansion residues of  $R(s)/s$ , so following the same steps as with  $A_{i,j}$  one gets (24).

APPENDIX C  
PROOF OF PROPOSITION 3

The PDF of  $Q_m$  is obtained by performing an inverse Laplace transformation to the MGF such as

$$f_{Q_m}(x) = \mathcal{L}^{-1} \{M_{Q_m}(-s)\}. \quad (49)$$

Thus, evaluating (19) at  $-s$  and performing a partial fraction decomposition, one has

$$M_{Q_m}(-s) = \prod_{k=1}^n \left[ \lambda_k \left( 1 + \frac{\mu_k}{m} \right)^m \right]^{-1} \sum_{i=1}^{n_\beta} \sum_{j=1}^{p_i} \frac{A_{i,j}}{(s + \tilde{\beta}_i)^j}, \quad (50)$$

with  $A_{i,j}$  the partial fraction decomposition residues given in (22), which are calculated in Appendix B. The expression of the PDF is easily derived from above equation just applying the Laplace transform pair [25]

$$\mathcal{L}^{-1} \left\{ \frac{1}{(s + \alpha)^\nu} \right\} = \begin{cases} \frac{t^{\nu-1}}{(\nu-1)!} e^{-\alpha t} u(t) & \text{if } \alpha \geq 0, \\ \frac{-t^{\nu-1}}{(\nu-1)!} e^{-\alpha t} u(-t) & \text{if } \alpha < 0, \end{cases} \quad (51)$$

yielding (20) after further algebraic manipulations.

APPENDIX D  
PROOF OF PROPOSITION 4

As done with the PDF, the CDF of  $Q_m$  is obtained as an inverse Laplace transformation from the MGF as

$$F_{Q_m}(t) = \mathcal{L}^{-1} \left\{ \frac{1}{s} M_{Q_m}(-s) \right\}. \quad (52)$$

Following the same steps as with the PDF, after evaluating (19) at  $-s$ , dividing by  $s$  and performing a partial fraction expansion one gets

$$\frac{1}{s} M_{Q_m}(-s) = \frac{1}{s} + \prod_{k=1}^n \left[ \lambda_k \left( 1 + \frac{\mu_k}{m} \right)^m \right]^{-1} \sum_{i=1}^{n_\beta} \sum_{j=1}^{p_i} \frac{C_{i,j}}{\left( s + \tilde{\beta}_j \right)^j}. \quad (53)$$

where  $C_{i,j}$  are the partial expansion residues given in (24), whose proof is given in Appendix B. The final expression for the CDF is straightforwardly obtained from (53) by applying the Laplace transform pair shown in (51), yielding (23).

APPENDIX E  
CALCULATION OF MSE

The MSE between  $Q_m$  and  $Q$  is given by

$$\bar{\epsilon}^2 = \mathbb{E} \left[ (Q_m - Q)^2 \right] = \mathbb{E}_{\mathbf{y}, \mathbf{D}_\xi} \left[ \left( (\mathbf{y} + \mathbf{D}_\xi \bar{\mathbf{h}})^\dagger \mathbf{\Lambda} (\mathbf{y} + \mathbf{D}_\xi \bar{\mathbf{h}}) - (\mathbf{y} + \bar{\mathbf{h}})^\dagger \mathbf{\Lambda} (\mathbf{y} + \bar{\mathbf{h}}) \right)^2 \right]. \quad (54)$$

A simple way of perform the above expectation is considering first the MSE conditioned to  $\mathbf{D}_\xi$  (or equivalently, to  $\xi_i$  for  $i = 1, \dots, n$ ). Expanding the square in (54), considering the expectancy of a CGQF given in [11, eq. (3.2b.2)] and taking into account the fact that the entries of  $\mathbf{y}$  are mutually independent zero-mean complex Gaussian random variables whose real and imaginary parts are also independent and identically distributed, the conditioned MSE rests

$$\bar{\epsilon}^2 \Big|_{\mathbf{D}_\xi} = \text{tr} \left( \mathbf{\Lambda} (\mathbf{D}_\xi - \mathbf{I}) \bar{\mathbf{h}} \bar{\mathbf{h}}^\dagger (\mathbf{D}_\xi - \mathbf{I}) \mathbf{\Lambda} \right) + \bar{\mathbf{h}}^\dagger (\mathbf{D}_\xi - \mathbf{I}) \mathbf{\Lambda}^2 (\mathbf{D}_\xi - \mathbf{I}) \bar{\mathbf{h}} + \bar{\mathbf{h}}^\dagger (\mathbf{D}_\xi^2 - \mathbf{I}) \mathbf{\Lambda} \bar{\mathbf{h}} \bar{\mathbf{h}}^\dagger (\mathbf{D}_\xi^2 - \mathbf{I}) \mathbf{\Lambda} \bar{\mathbf{h}}. \quad (55)$$

The deconditioned MSE is obtained by averaging (55) as

$$\bar{\epsilon}^2 = \mathbb{E}_{\mathbf{D}_\xi} \left[ \bar{\epsilon}^2 \Big|_{\mathbf{D}_\xi} \right], \quad (56)$$

where, considering that both  $\mathbf{D}_\xi$  and  $\mathbf{\Lambda}$  are diagonal matrices and  $\mathbb{E} \left[ \mathbf{D}_\xi^2 \right] = \mathbf{I}_n$ , one gets

$$\bar{\epsilon}^2 = 4 (1 - \bar{\xi}) \sum_{i=1}^n \lambda_i^2 |h_i|^2 + \text{tr} \left( \mathbf{\Lambda} \bar{\mathbf{h}} \bar{\mathbf{h}}^\dagger \mathbf{\Sigma} \right), \quad (57)$$

where  $\bar{\xi} = \mathbb{E} [\xi_i]$  for  $i = 1, \dots, n$  is the expectation of a Nakagami- $m$  random variable which is given by

$$\bar{\xi} = \frac{\Gamma(m + 1/2)}{m^{1/2} \Gamma(m)} \quad (58)$$

and  $\mathbf{\Sigma}$  is the covariance matrix of  $\mathbf{x} = \mathbf{D}_\xi^2 \bar{\mathbf{h}}$ . Due to the statistical independence of the elements of  $\mathbf{x}$ ,  $x_i$  for  $i = 1, \dots, n$ ,  $\mathbf{\Sigma}$  is a diagonal matrix whose entries are the variances of the entries of  $\mathbf{x}$ . Since  $\xi_i^2 \sim \Gamma(m, 1/m) \forall i$ , then  $\text{Var}[x_i] = |h_i|^2 / m$ , where  $h_i$  for  $i = 1, \dots, n$  are the entries of  $\bar{\mathbf{h}}$ . The final expression for the MSE in (25) is straightforwardly obtained by substituting the value of  $\mathbf{\Sigma}$  in (57) and performing some algebraic manipulations.

REFERENCES

- [1] B. D. Rao, M. Wengler, and B. Judson, "Performance analysis and comparison of MRC and optimal combining in antenna array systems," in *2001 IEEE International Conference on Acoustics, Speech, and Signal Processing. Proceedings (Cat. No.01CH37221)*, vol. 5, 2001, pp. 2949–2952.
- [2] D. Lao and A. M. Haimovich, "Exact closed-form performance analysis of optimum combining with multiple cochannel interferers and Rayleigh fading," *IEEE Transactions on Communications*, vol. 51, no. 6, pp. 995–1003, June 2003.
- [3] C. Kim, S. Lee, and J. Lee, "SINR and throughput analysis for random beamforming systems with adaptive modulation," *IEEE Transactions on Wireless Communications*, vol. 12, no. 4, pp. 1460–1471, Apr. 2013.
- [4] C. Schlegel, "Error probability calculation for multibeam Rayleigh channels," *IEEE Transactions on Communications*, vol. 44, no. 3, pp. 290–293, Mar. 1996.
- [5] G. A. Ropokis, A. A. Rontogiannis, and P. T. Mathiopoulos, "Quadratic forms in normal rvs: theory and applications to OSTBC over Hoyt fading channels," *IEEE Transactions on Wireless Communications*, vol. 7, no. 12, pp. 5009–5019, Dec. 2008.
- [6] V. Havary-Nassab, S. Shahbazpanahi, and A. Grami, "Optimal distributed beamforming for two-way relay networks," *IEEE Transactions on Signal Processing*, vol. 58, no. 3, pp. 1238–1250, Mar. 2010.

- [7] D. Raphaeli, "Noncoherent coded modulation," *IEEE Transactions on Communications*, vol. 44, no. 2, pp. 172–183, Feb. 1996.
- [8] V. Pauli, R. Schober, and L. Lampe, "A unified performance analysis framework for differential detection in MIMO Rayleigh fading channels," *IEEE Transactions on Communications*, vol. 56, no. 11, pp. 1972–1981, Nov. 2008.
- [9] Y. L. Gall, F. X. Socheleau, and J. Bonnel, "Matched-field processing performance under the stochastic and deterministic signal models," *IEEE Transactions on Signal Processing*, vol. 62, no. 22, pp. 5825–5838, Nov. 2014.
- [10] T. Y. Al-Naffouri, M. Moinuddin, N. Ajeeb, B. Hassibi, and A. L. Moustakas, "On the distribution of indefinite quadratic forms in Gaussian random variables," *IEEE Transactions on Communications*, vol. 64, no. 1, pp. 153–165, Jan. 2016.
- [11] S. Provost and A. Mathai, *Quadratic Forms in Random Variables: Theory and Applications*, ser. Statistics : textbooks and monographs. Marcel Dekker, 1992.
- [12] G. L. Turin, "The characteristic function of Hermitian quadratic forms in complex normal variables," *Biometrika*, vol. 47, no. 1/2, pp. 199–201, 1960.
- [13] G. Tziritas, "On the distribution of positive-definite Gaussian quadratic forms," *IEEE Transactions on Information Theory*, vol. 33, no. 6, pp. 895–906, Nov. 1987.
- [14] D. Raphaeli, "Distribution of noncentral indefinite quadratic forms in complex normal variables," *IEEE Transactions on Information Theory*, vol. 42, no. 3, pp. 1002–1007, May 1996.
- [15] K. H. Biyari and W. C. Lindsey, "Statistical distributions of Hermitian quadratic forms in complex Gaussian variables," *IEEE Transactions on Information Theory*, vol. 39, no. 3, pp. 1076–1082, May 1993.
- [16] R. J. Muirhead, *Aspects of Multivariate Statistical Theory*. John Wiley & Sons, 2009, vol. 197.
- [17] M. P. Slichenko, "Characteristic function of a quadratic form formed by correlated complex Gaussian variables," *Journal of Communications Technology and Electronics*, vol. 59, no. 5, pp. 433–440, 2014.
- [18] R. Horn and C. Johnson, *Matrix Analysis*. Cambridge University Press, 1990.
- [19] L. L. Scharf, *Statistical Signal Processing*. Addison-Wesley Reading, MA, 1991, vol. 98.
- [20] P. Billingsley, *Probability and Measure*, ser. Wiley Series in Probability and Statistics. Wiley, 2012.
- [21] D. Williams, *Probability with Martingales*, ser. Cambridge mathematical textbooks. Cambridge University Press, 1991.
- [22] P. Billingsley, *Convergence of Probability Measures*, 2nd ed. John Wiley & Sons, Inc., 1999.
- [23] M. Abramowitz, I. A. Stegun *et al.*, *Handbook of Mathematical Functions with Formulas, Graphs, and Mathematical Tables*. Dover, New York, 1972, vol. 9.
- [24] T. T. Soong, *Random Differential Equations in Science and Engineering*. Academic Press, New York and London, 1973.
- [25] A. V. Oppenheim, A. S. Willsky, and S. H. Nawab, *Signals & Systems (2Nd Ed.)*. Upper Saddle River, NJ, USA: Prentice-Hall, Inc., 1996.
- [26] L. Ahlfors, *Complex Analysis*. McGraw-Hill, Inc., 1966.
- [27] Y. Ma, J. Yu, and Y. Wang, "Efficient recursive methods for partial fraction expansion of general rational functions," *Journal of Applied Mathematics*, vol. 2014, 2014.
- [28] A. Goldsmith, *Wireless Communications*. Cambridge university press, 2005.
- [29] F. J. Lopez-Martinez, E. Martos-Naya, J. F. Paris, and U. Fernandez-Plazaola, "Generalized BER analysis of QAM and its application to MRC under imperfect CSI and interference in Rician fading channels," *IEEE Transactions on Vehicular Technology*, vol. 59, no. 5, pp. 2598–2604, Jun. 2010.
- [30] M. K. Simon and M.-S. Alouini, *Digital communication over fading channels*. John Wiley & Sons, 2005, vol. 95.
- [31] I. S. Gradshteyn and I. M. Ryzhik, *Table of Integrals, Series, and Products*. Academic Press, 2007.
- [32] E. W. Ng and M. Geller, "A table of integrals of the error functions," *Journal of Research of the National Bureau of Standards B*, vol. 73, no. 1, pp. 1–20, 1969.
- [33] G. K. Karagiannidis, D. A. Zogas, and S. A. Kotsopoulos, "On the multivariate Nakagami-m distribution with exponential correlation," *IEEE Transactions on Communications*, vol. 51, no. 8, pp. 1240–1244, Aug. 2003.
- [34] R. Subadar and R. Mudoi, "Performance of multiuser TAS/MRC-MIMO systems over Rayleigh fading channels with exponential correlation," in *2015 International Conference on Electronic Design, Computer Networks Automated Verification (EDCAV)*, Jan. 2015, pp. 165–168.
- [35] S. L. Loyka, "Channel capacity of MIMO architecture using the exponential correlation matrix," *IEEE Communications Letters*, vol. 5, no. 9, pp. 369–371, Sept. 2001.
- [36] Y. Wu, R. H. Y. Louie, and M. R. McKay, "Asymptotic outage probability of MIMO-MRC systems in double-correlated Rician environments," *IEEE Transactions on Wireless Communications*, vol. 15, no. 1, pp. 367–376, Jan. 2016.
- [37] S. Haghani and N. C. Beaulieu, "Performance of two dual-branch postdetection switch-and-stay combining schemes in correlated Rayleigh and Rician fading," *IEEE Transactions on Communications*, vol. 55, no. 5, pp. 1007–1019, May 2007.
- [38] —, "Performance of  $s + n$  selection diversity receivers in correlated rician and rayleigh fading," *IEEE Transactions on Wireless Communications*, vol. 7, no. 1, pp. 146–154, Jan. 2008.