

Peer-to-Peer Energy-Aware Tree Network Formation*

Adelina Madhja

University of Patras & CTI “Diophantus”

madia@ceid.upatras.gr

Sotiris Nikolettseas

University of Patras & CTI “Diophantus”

nikole@cti.gr

Dimitrios Tsolovos

Inria & University of Versailles St. Quentin-en-Yvelines

dimitrios.tsolovos@inria.fr

Alexandros A. Voudouris

University of Patras

voudouris@ceid.upatras.gr

Abstract

We study the fundamental problem of distributed energy-aware network formation with mobile agents of limited computational power that have the capability to wirelessly transmit and receive energy in a peer-to-peer manner. Specifically, we design simple distributed protocols consisting of a small number of states and interaction rules for the construction of both arbitrary and binary trees. Further, we theoretically and experimentally evaluate a plethora of energy redistribution protocols that exploit different levels of knowledge in order to achieve desired energy distributions which require, for instance, that every agent has twice the energy of the agents of higher depth (according to the tree network). Our study shows that without using any knowledge about the network structure, such energy distributions cannot be achieved in a timely manner, which means that there might be high energy loss during the redistribution process. On the other hand, only a few extra bits of information seem to be enough to guarantee quick convergence to energy distributions that satisfy particular properties, yielding low energy loss.

1. Introduction

Considerable advances in Wireless Power Transfer (WPT) (Kurs *et al.* [2007], Lin *et al.* [2015]) have made the technology viable for use in (mobile) ad hoc networks. Special nodes can be deployed in the network area and exploit WPT to replenish the energy reserves of the network nodes, allowing them to sustain their normal operation for longer periods of time, and thus extending the network lifetime.

Further recent developments on WPT technologies offer mobile devices the capability to achieve bi-directional energy transfer, and enable peer-to-peer energy exchanges between network nodes (del Prete *et al.* [2015], Schafer *et al.* [2015]). This enables new applications. For instance, we can imagine scenarios where tiny medical devices, equipped with sensors, are injected into a patient’s body in order to monitor her medical status. Due to their size, such devices would be computationally weak and have limited memory as well as energy reserves. By utilizing their communication capabilities, these devices will be able to coordinate with each other in order to form complex network structures that will enable them to perform more advanced computations.

*, This work has been partially supported by the Greek State Scholarships Foundation (IKY), and by a PhD scholarship from the Onassis Foundation.

Michail and Spirakis [2016] initiated the study of network formation among populations of computationally weak agents. Their model is inspired by the population protocol model (Angluin *et al.* [2007]), and assumes that the agents do not share memory or exchange messages unless they interact, in which case they can get connected to form particular network structures. The agents are required to collectively *converge* to a stable state, even though they cannot grasp the status of the entire population. The authors design, prove the correctness, and analyze the time complexity of a series of protocols for the formation of many interesting networks focusing, among others, to stars, lines and rings. Moreover, they design generic protocols that are capable of simulating Turing Machines in order to construct large classes of networks.

Achieving energy balance over the network nodes using a peer-to-peer WPT schema can ensure the longevity of the network. Recently, Nikolettseas *et al.* [2017b] showed that energy balance can be achieved by populations of devices (agents) that interact in an opportunistic manner. Whenever two agents happen to be in close proximity they can decide whether they will exchange energy based on their current configuration (energy levels, memory, etc) or not. They use the model of a probabilistic scheduler to simulate the interactions between pairs of nodes, and assume that during an energy exchange a *constant* fraction of the energy is lost.

Madhja *et al.* [2016a] studied the problem of energy-aware network formation among populations of computationally weak agents, a problem that combines elements from the models of Michail and Spirakis [2016] and Nikolettseas *et al.* [2017b]. The goal is to design distributed protocols so that the nodes connect with each other to form a *star* network as well as a particular energy distribution, where the central node stores half of the network energy, while the remaining energy is evenly distributed among the rest of the nodes. Another critical difference of the model of Madhja *et al.* [2016a] from that of Nikolettseas *et al.* [2017b], is that the energy that is lost during any exchange *varies* from interaction to interaction.

1.1 Our contribution

In the current paper, we adopt the model of Madhja *et al.* [2016a], and focus on the problem of peer-to-peer energy-aware *tree* network formation among populations of computationally weak agents. In particular, we focus on the construction of spanning arbitrary and binary tree networks, and energy distributions with the property that every node has (at least) twice the energy of each of its children.

We design, prove the correctness, and analyze the time complexity of two simple protocols for the construction of spanning arbitrary and binary tree networks. These protocols require only a few states (four for arbitrary trees and six for binary) and interaction rules (five and eight, respectively). We also present two simple interaction rules that allow the nodes to locally infer useful information about their own depth and the height of the tree. See Section 3.

To achieve desired energy distributions, which depend on the network structure, we consider four energy redistribution protocols that differ on the amount of energy that gets exchanged during the interactions, and on the knowledge that the nodes learn about the network structure. In Section 4, we present the protocols and analyze some of their properties, mainly focusing on the *lossless* case, where we assume that no energy is lost during any interaction. This assumption allows us to argue whether, even under unrealistically perfect conditions, our protocols are able to converge to the desired energy distributions. In Section 5, we further consider the *lossy* case and conduct simulations in order to fine-tune several parameters used by the proto-

cols, and evaluate their performance on several metrics, including the convergence time and the quality of the outcome distribution.

1.2 Related Work

Wireless Power Transfer has been extensively studied in the context of (mobile) ad hoc networks. In most of these studies, powerful chargers are used with the sole purpose of replenishing the energy of the network nodes. For an overview of WPT techniques as well as some of the key elements that make WPT possible, we refer the interested reader to the work of Bi *et al.* [2016] and the book by Nikolettseas *et al.* [2016].

Nikolettseas *et al.* [2017a] experimentally show that WPT is a viable option for the extension of the lifetime of wireless sensor networks, by performing experiments using real devices that aim to charge the sensors and, at the same time, keep the energy loss low. They also propose a protocol that achieves energy balance over the chargers. Dai *et al.* [2018a,b] evaluate WPT in the context of electromagnetic radiation (EMR) safety. They design protocols for the placement and configuration of chargers in static communication networks in order to guarantee EMR safety at any point of the network area. They prove approximation guarantees, and evaluate their protocols both via simulations as well as experimentally in field tests.

Madhja *et al.* [2015] consider multiple mobile chargers with limited energy and design efficient traversal and coordination strategies with the goal of extending the network lifetime of static sensor networks. In contrast, Angelopoulos *et al.* [2015] consider mobile ad hoc networks and a single mobile charger with infinite energy that traverses the network in order to recharge the agents as required. Another variation of this flavor, is the recent work of Madhja *et al.* [2018] who consider mobile ad hoc networks and a single static charger that has the ability to adapt its charging power in order to balance the trade-offs between recharging the mobile agents and saving energy for future interactions.

Zhang *et al.* [2012] and Madhja *et al.* [2016b] take a different approach and assume some peer-to-peer elements for the chargers. In these two studies, the authors propose protocols which allow the chargers to cooperate and charge each other as well as the network nodes. Dhungana *et al.* [2018] study the advantages of peer-to-peer energy exchange between mobile devices. In their model, the mobile devices can be charged either by using a charging cable or in a peer-to-peer manner based on their interactions with other devices. The goal is to minimize the amount of times a device will need to be charged through a charging cable. Bulut *et al.* [2018] study the potential of crowdcharging. They discuss its feasibility, the software and hardware challenges that emerge for its use, and develop an app that builds a social network among the users, which manages the entire process of power sharing between the mobile devices.

2. Preliminaries

We consider a population of n agents (*nodes*) $V = \{v_1, v_2, \dots, v_n\}$ who move around in a bounded networking area. When two nodes come in close proximity, they interact according to an *interaction protocol* which essentially defines the information that the nodes must exchange, and how they should update their configuration. The objective of the interaction protocol is the nodes to eventually form a desired network structure and an energy distribution.

In the following, we give necessary definitions and terminology regarding node configuration, interactions, tree formation, energy distributions, exchanges and loss.

2.1 Configurations and interactions

We assume that the time is split into discrete steps. For every time step $t \in \mathbb{N}_{\geq 0}$, each node v is in a state $q_v(t)$ from a set \mathcal{Q} of possible states, has energy $E_v(t)$, memory $M_v(t)$, and network connections $N_v(t)$; the tuple $c_v(t) = [q_v(t), E_v(t), M_v(t), N_v(t)]$ is the *configuration* of node v at time t . During each time step t , a pair of nodes (u, v) interacts, and the nodes update their configurations according to the rules of the interaction protocol, which define *transitions* of the form

$$(c_u(t), c_v(t), \text{condition}) \rightarrow (c_u(t+1), c_v(t+1)).$$

Such a transition indicates that, if a specific condition regarding the nodes or the network is met, then the configurations of the two participating nodes u and v are updated from $c_u(t)$ and $c_v(t)$ at time t to $c_u(t+1)$ and $c_v(t+1)$ at time $t+1$.

In general, the movement of the nodes can be highly arbitrary as they may correspond to smart devices that are carried around by humans or robots following possibly unpredictable movement patterns performing tasks. Following previous work (Madhja *et al.* [2016a], Michail and Spirakis [2016], Nikolettseas *et al.* [2017b]), we abstract the movement of the nodes by assuming that all interactions are planned by a *fair scheduler*, which satisfies the property that all possible interactions will eventually occur. Specifically, we consider the existence of a *fair probabilistic scheduler* (Angluin *et al.* [2007]), according to which, during every time step, a single pair of nodes is selected independently and uniformly at random among all possible pairs of nodes in the population. Hence, every pair of nodes will most probably interact in a span of $\Theta(n^2)$ time steps.

2.2 Tree formation

Our goal in this paper is to define interaction protocols that can construct tree networks. Hence, we assume that the nodes can form parent-child connections. When such a connection is established between two nodes u and v , a *directed* edge from u to v , denoted as $u \rightsquigarrow v$, is formed in the network. The direction indicates that u is the parent node and v is the child node, and helps them to realize who of them is the parent when they communicate again in future interactions. Of course, each node can have at most one parent, but multiple children, depending on the tree we are aiming for.

We are particularly interested in rooted spanning tree structures consisting of all nodes in the network. We will call a node v *isolated* if it is not connected to any other node in the network, *leaf* if it has a parent but no children, *internal* if it has a parent and at least one child, and *root* if it does not have parent but has children.

2.3 Energy distributions

Another goal of this paper is to define protocols that can achieve desired energy distributions over the nodes of the network. We define three interesting types of energy distributions. All of them demand that nodes of lower depth (closer to the root of the tree) have more energy than nodes of higher depth. This is intuitive in applications related to data propagation, where the nodes that are closer to the data sink are involved in almost all propagations and need plenty of energy to function properly for long periods of time, while distant nodes rarely communicate that much and they can sustain normal operation using less energy.

The first energy distribution that we consider is the strongest one (in terms of the condition that must be satisfied) and requires that every node has *exactly* twice the energy of each of its children. We refer to such an energy distribution as *exact*. In particular, we say that a parent-child pair of nodes (p, c) is in an *exact energy equilibrium* at time t if $E_p(t) = 2E_c(t)$. Then, a tree network converges to an exact energy distribution at time t if every parent-child pair of nodes (p, c) is in an exact energy equilibrium.

The second type of energy distributions is a relaxation of the first one and requires every node to have *at least* twice the energy of each of its children; we refer to these as *relaxed*. In particular, we say that a parent-child pair of nodes (p, c) is in a *relaxed energy equilibrium* at time t if $E_p(t) \geq 2E_c(t)$. Then, a tree network converges to a relaxed energy distribution at time t if every parent-child pair of nodes (p, c) is in a relaxed energy equilibrium.

Finally, the third type we consider is yet another relaxation of the exact energy distribution, which is however more restrictive than the relaxed one. In particular, we require that every node has exactly twice the energy of each of its children *except* possibly for the root of the tree. We refer to such an energy distribution as *exact up to the root*.

2.4 Energy exchange and loss

To achieve the aforementioned energy distributions, the nodes must exchange energy when they meet. A *redistribution protocol* defines the conditions under which such exchanges take place as well as the amount of energy that one node has to transfer to another during their interaction.

Due to the nature of wireless energy technology, any energy exchange may induce some irrevocable *energy loss*. Following Madhja *et al.* [2016a], Nikolettseas *et al.* [2017b], we assume that whenever a node v is supposed to transfer an amount x of energy to another node u , a fraction β of x is lost, and u actually receives $(1 - \beta)x$ units of energy. In general, β is unknown and may vary from interaction to interaction (during which there is indeed energy exchange among the participating nodes – not all interactions lead to energy exchange). When we study the theoretical properties of our protocols (Section 4), we mainly focus on the *lossless* case $\beta = 0$. However, in our experimental evaluation (Section 5), we additionally consider the *lossy* case, where β is a random variable following some normal distribution. We remark that we do not account for the possible energy loss due to movement or other activities of the nodes, as these are beyond the focus of the current paper.

3. Basic tree constructors

In this section, we present protocols for the basic construction of spanning arbitrary trees where each node may have any number of children, and spanning binary trees where every node can have at most two children.

3.1 Spanning arbitrary trees

For the basic construction of spanning arbitrary trees, we consider the protocol **TreeConstructor** which uses 4 states and the interaction rules of Table 1; see also Figure 1. In particular, a node v is in state

- S if v is isolated,
- L if v is a leaf,

rule	transition
\mathcal{SS}	$(S, S) \rightarrow (R, L, \rightsquigarrow)$
\mathcal{RS}	$(R, S) \rightarrow (R, L, \rightsquigarrow)$
\mathcal{IS}	$(I, S) \rightarrow (I, L, \rightsquigarrow)$
\mathcal{LS}	$(L, S) \rightarrow (I, L, \rightsquigarrow)$
\mathcal{RR}	$(R, R) \rightarrow (R, I, \rightsquigarrow)$

Table 1: The interaction rules of **TreeConstructor**. Here, rule \mathcal{SS} suggests that when two isolated nodes interact, they form a parent-child connection, one of them becomes the root of the newly formed 2-node tree, and the other becomes the leaf; the rest of the rules can be interpreted similarly.

rule	transition
\mathcal{SS}	$(S, S) \rightarrow (R_1, L, \rightsquigarrow)$
\mathcal{RS}	$(R_1, S) \rightarrow (R_2, L, \rightsquigarrow)$
\mathcal{IS}	$(I_1, S) \rightarrow (I_2, L, \rightsquigarrow)$
\mathcal{LS}	$(L, S) \rightarrow (I_1, L, \rightsquigarrow)$
\mathcal{RR}	$(R_1, R_i, <) \rightarrow (R_2, I_i, \rightsquigarrow)$
\mathcal{IR}	$(I_1, R_i, <) \rightarrow (I_2, I_i, \rightsquigarrow)$
\mathcal{LR}	$(L, R_i, <) \rightarrow (I_1, I_i, \rightsquigarrow)$
\mathcal{UW}	$(u, v, \rightsquigarrow) \rightarrow w_v := w_u$

Table 2: The interaction rules of **BinaryTreeConstructor**.

- I if v is internal, and
- R if v is a root.

According to the interaction rules, when two nodes u and v interact with each other, node v becomes a child of u when v is isolated, or when both u and v are root nodes. Essentially, we allow different trees to get connected only when their roots interact (viewing isolated nodes as 1-node trees).

Theorem 1. *The protocol **TreeConstructor** correctly constructs a spanning arbitrary tree network, and its expected running time is $\Theta(n^2)$.*

Proof. To prove the correctness of **TreeConstructor** we need to argue that (a) no cycles will ever appear, and (b) the network will eventually consist of a single connected component. For (a), simply observe that the interaction rules of **TreeConstructor** are such that *only* different components are allowed to get connected. Therefore, since initially all nodes are isolated (1-node trees), the only possible components that may form are trees. For (b), observe that at any time step the network may consist of multiple components that are either isolated nodes or trees. Any interaction between an isolated node and any other node yields at least one less isolated node and at most one more root node, while any interaction between two root nodes yields one less root. We can think of the number of isolated nodes plus the number of roots as a potential which is initially equal to n and decreases by exactly 1 for every interaction involving isolated or root nodes; for any

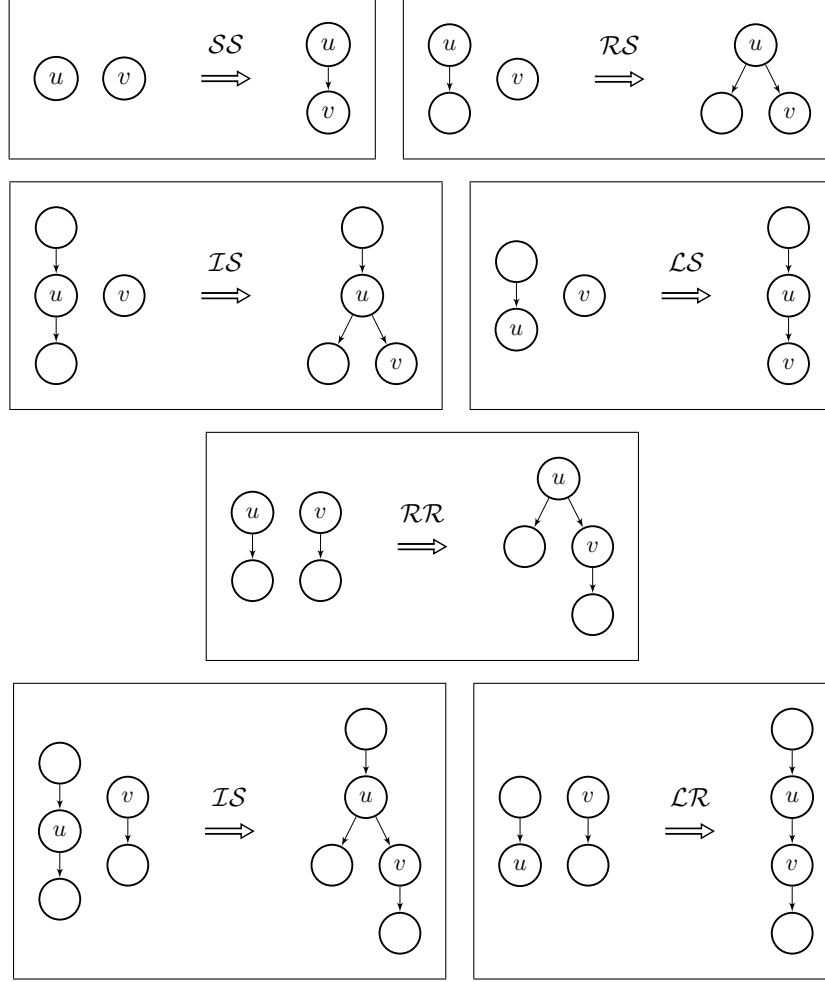


Figure 1: Graphical representation of the interaction rules used by the two protocols **TreeConstructor** and **BinaryTreeConstructor**.

other type of interaction, its value remains unchanged. Hence, it eventually becomes equal to 1, when there is only a single spanning tree left.

For the running time, since we assume the existence of a fair probabilistic scheduler, every pair of nodes needs on average $\Theta(n^2)$ steps to interact and, therefore, during such a span of $\Theta(n^2)$ steps, each node will definitely interact with the node that will end up become its parent in the final tree network. \square

3.2 Spanning binary trees

For the basic construction of spanning binary trees, we assume that each node v is equipped with a register w_v which initially stores a unique random number.¹ The values that are stored in the registers are used to define a monotonic merging of different trees so that no cycles appear.

1. Assuming unique random number is only a simplification for exposition reasons. In a real implementation, when an isolated node v interacts with and connects as a child of another node u , we can set w_u and w_v equal to the current timestamp (which

Now, we consider the protocol **BinaryTreeConstructor** which uses six states and the interaction rules of Table 2; see also Figure 1. Specifically, a node v is in state

- S if v is isolated,
- L if v is a leaf,
- I_i if v is internal with $i \in \{1, 2\}$ children, and
- R_i if v is a root with $i \in \{1, 2\}$ children.

According to the interaction rules, when two nodes u and v interact with each other, node v becomes a child of u when v is isolated, or when v is a root and it holds that $w_u < w_v$. Essentially, by always respecting this inequality condition, we guarantee that, at any time, every distinct tree contains nodes that store values strictly greater than the value stored in the root of the tree. In this way, cycles that could appear due to the interactions between leaf or internal nodes with root nodes that are part of the same tree, are correctly avoided. For example, consider the interaction of a leaf node v with the root r of the tree that it belongs to. Then, since $w_v > w_r$, the condition of rule \mathcal{LR} is not satisfied and r will not become a child of v .

The interaction rule \mathcal{UW} is necessary to guarantee that the value that is stored in the root of each tree is spread to all other nodes of this tree so that a single spanning tree network can be formed. To see the necessity of this, consider two trees T_1 and T_2 with corresponding root nodes r_1 and r_2 (each with two children) such that $w_{r_1} < w_v$ for every $v \in T_2 \setminus \{r_2\}$ and $w_{r_2} < w_v$ for every $v \in T_1 \setminus \{r_1\}$. Then, without the interaction rule \mathcal{UW} , these two trees will never get connected. However, with \mathcal{UW} , it is now possible to spread the values w_{r_1} and w_{r_2} to all nodes in the two trees and, since one of them is strictly greater than the other, the connection of the trees will eventually become possible.

Theorem 2. *The protocol **BinaryTreeConstructor** correctly constructs a spanning binary tree network, and its running time is $O(n^4)$.*

Proof. The correctness of the protocol follows by the above discussion: no cycles will ever appear, and all nodes will end up be connected in a single spanning binary tree.

For the running time, observe that for every possible merging of two different trees, it might be the case that we first need to update the values stored in all nodes of the two trees, and then wait for the right pair of nodes to interact in order for the merging to take place. This last step needs expected time $\Theta(n^2)$. For the update step, in the worst case, we must wait for all sequential parent-child interactions, starting from the root and its children. Since there are $O(n)$ parent-child pairs in the tree and each such interaction takes average time $\Theta(n^2)$ to happen, the update of all values in a tree needs time $O(n^3)$. Therefore, every merging needs time $O(n^3) + O(n^2) = O(n^3)$, and since n mergings must take place, the total time is $O(n^4)$. \square

3.3 Depth and height estimation

As we will see later, information about the depth of each node and the height (max depth) of the tree can be very useful, especially since this information can be computed locally by each node through its interactions

is unique) if u is isolated as well, or we can set w_v equal to w_u in any other case like rule \mathcal{UW} suggests. This way, there is no randomness involved.

rule	transition
\mathcal{UD}	$(u, v, \rightsquigarrow) \rightarrow d_v := d_u + 1$
\mathcal{UH}	$(u, v) \rightarrow h_u := h_v := \max\{h_u, h_v, d_u, d_v\}$

Table 3: Depth, height and initial total energy estimation.

with other nodes of the network. We assume that each node v is equipped with two more registers d_v and h_v , which store the node's estimation about its own depth and the height of the tree, respectively. Both of them are initially equal to zero, and are updated according to the interaction rules of Table 3.

Of course, while the network is under construction, every node v has a wrong estimation about these quantities, but eventually after the completion of the network structure, the values stored in the registers d_v and h_v will stabilize to the correct ones such that $d_r = 0$ only for the root node r of the tree, and $h_v = \max_u h_u = h$ for every node v .

Theorem 3. *Rules \mathcal{UD} and \mathcal{UH} correctly compute the depth of each node and the height of the tree.*

Proof. Since the register d_v is initially equal to zero for every node v , once the network is constructed, the root node r of the tree will definitely have the right estimation about its own depth, that is, $d_r = 0$; notice that r changes its state only once (from isolated to root) and never updates the register value of d_r . Therefore, rule \mathcal{UD} will correctly compute the depth of the root's children when these nodes interact with r , and the information will sequentially be spread in an up-bottom manner to all nodes of the network. Then, once every node correctly knows its own depth, rule \mathcal{UH} will spread the information about the maximum depth in a bottom-up manner to all nodes. \square

4. Energy redistribution protocols

In this section, we present several energy redistribution protocols and discuss some of their theoretical properties, mainly focusing in the lossless case. In our experimental evaluation in the upcoming section, we will consider the more general lossy case as well.

4.1 Exploiting global network information

We start with the presentation of a protocol that exploits the whole network structure; we refer to it as **ideal-target**. In our experimental evaluation, the performance of **ideal-target** will serve as an upper bound on the performance of the rest of our protocols, which we will define next.

Given a tree structure T and the total energy of the network E_{total} , it is easy to compute the *ideal* energy $\gamma_v(T, E_{\text{total}})$ that each node v must have so that the energy distribution of the network is exact. Let h denote the height (maximum depth) of the tree, $d_v \in \{0, \dots, h\}$ denotes the depth of node v , and n_d the number of nodes at depth $d \in \{0, \dots, h\}$. By the definition of the exact energy distribution, all nodes at depth $d < h$ must have equal ideal energy that is twice the energy of every node at depth $d + 1$. Let x denote the ideal energy of any node at depth h . Then, the ideal energy of node v is $\gamma_v(T, E_{\text{total}}) = 2^{h-d_v} \cdot x$, where

$$x = \frac{E_{\text{total}}}{\sum_{d=0}^h n_d \cdot 2^{h-d}}$$

Protocol 1: ideal-target

Input: interacting pair of nodes (u, v) at time step t , loss β

Output: updated energies $E_u(t+1)$ and $E_v(t+1)$

if $E_u(t) > T_u(t)$ **and** $E_v(t) < T_v(t)$ **then**

$x := \min\{E_u(t) - T_u(t), T_v(t) - E_v(t)\}$

$E_u(t+1) := E_u(t) - x$

$E_v(t+1) := E_v(t) + (1 - \beta)x$

else if $E_u(t) < T_u(t)$ **and** $E_v(t) > T_v(t)$ **then**

$x := \min\{T_u(t) - E_u(t), E_v(t) - T_v(t)\}$

$E_u(t+1) := E_u(t) + (1 - \beta)x$

$E_v(t+1) := E_v(t) - x$

end if

so that $\sum_v \gamma_v(T, E_{\text{total}}) = E_{\text{total}}$.²

Now, the protocol **ideal-target** is defined as follows: given the tree network structure T and the initial total energy E_{total} of the network, simply compute the ideal energy $\gamma_v(T, E_{\text{total}})$ for every node v , and then use this as the *target* energy that v must end up storing. So, node v asks for energy if its current energy is below the target, and gives away energy when its current energy is exceeding the target; see Protocol 1.

Theorem 4. *The protocol ideal-target converges to an exact energy distribution for $\beta = 0$.*

Proof. Observe that for $\beta = 0$, a given tree structure T and total network energy E_{total} , the exact energy distribution is *unique* and, due to the definition of **ideal-target**, the network converges to exactly this energy distribution. \square

Unfortunately, for $\beta \neq 0$, the total energy of the network is continuously decreasing from interaction to interaction. Therefore, we cannot guarantee that the network will converge to an exact energy distribution. In fact, it might be the case that the outcome distribution is not even relaxed; for instance, the root may end up with less than twice the energy of its children. However, as we will see later, **ideal-target** converges to a stable energy distribution fast enough so that the total energy loss is small and the final distribution is close to the exact energy distribution (as computed using the initial total energy of the network).

4.2 Oblivious protocols

Even though **ideal-target** looks like the perfect protocol, it assumes that the nodes can infer global information about the network structure. Since the nodes are computationally weak devices with limited memory, they cannot “remember” how many nodes there are in every different depth level. So, we now turn our attention in defining two protocols that are oblivious to the structure of the network and need less information to operate. These protocols redistribute energy only when parent-child pairs of nodes interact.

For any $\lambda \geq 2$, the protocol λ -**exchange** requires that when a parent-child pair of nodes (p, c) interacts, their energy is redistributed so that p has exactly λ times the energy of c *only if* p has initially strictly less

2. Observe that if the height of the tree is large, then nodes of higher depth will have an ideal energy that is close to zero. The worst case is when the tree ends up being a line.

Protocol 2: λ -exchange

Input: interacting parent-child pair (p, c) at time step t , loss β

Output: updated energies $E_p(t+1)$ and $E_c(t+1)$

if $E_p(t) < \lambda E_c(t)$ **then**

$$\begin{aligned} x &:= \frac{1}{\lambda+1} \left(\lambda E_c(t) - E_p(t) \right) \\ E_p(t+1) &:= E_p(t) + (1-\beta)x \\ E_c(t+1) &:= E_c(t) - x \end{aligned}$$

end if

Protocol 3: κ -transfer

Input: interacting parent-child pair (p, c) at time step t , loss β

Output: updated energies $E_p(t+1)$ and $E_c(t+1)$

if $E_p(t) < 2E_c(t)$ **then**

$$\begin{aligned} E_p(t+1) &:= E_p(t) + (1-\beta)\kappa E_c(t) \\ E_c(t+1) &:= (1-\kappa)E_c(t) \end{aligned}$$

end if

than λ times the energy of c ; see Protocol 2. For any $\kappa \in (0, 1)$, we also consider the protocol κ -transfer, which requires that when a parent-child pair (p, c) interacts and p has less than twice the energy of c , then c transfers a κ -fraction of its energy to p ; see Protocol 3. It can be easily observed that these protocols are designed to achieve a relaxed energy distribution rather than an exact one. In order to have any chance to converge to an exact distribution, we need to embed them a modified condition that requires an energy redistribution every time p does not have *exactly* twice the energy of c . Also, notice that λ -exchange makes sense only for $\lambda = 2$ in this case.

Theorem 5. *The protocols 2-exchange and κ -transfer embedded with the exact equilibrium condition, may not converge to the exact energy distribution.*

Proof. Let $\beta = 0$. Consider three nodes $\{a, b, c\}$ and an instantiation of the probabilistic fair scheduler that processes all possible pairs of nodes in the order $\{(a, b), (b, c), (a, c)\}$ in a round-robin manner. Following this order of interactions, any of our basic tree constructors may form the line-tree network $a \rightsquigarrow b \rightsquigarrow c$, where a is the root, b is an internal node, and c is a leaf. Since interactions between the pair (a, c) do not affect the energy distribution, we assume that during any time step the only interactions that take place are between the pairs (a, b) and (b, c) .

For 2-exchange, consider the case where all nodes have the same initial energy $E_a(0) = E_b(0) = E_c(0)$. Let $t \geq 1$ be a time step such that both parent-child pairs (a, b) and (b, c) are in exact energy equilibrium. We will examine the case where the interaction at time t is between the parent-child pair (b, c) ; the other case of (a, b) is symmetric. During the previous time step $t-1$, due to the interaction of a and b , we have that (a, b) is in energy equilibrium, i.e., $E_a(t-1) = 2E_b(t-1)$. At time t , since the pair (a, b) remains in equilibrium, we have that $E_a(t) = 2E_b(t)$. Also, since node a does not participate in the scheduled interaction at time t , we obtain that $E_a(t) = E_a(t-1)$. Combining these three relations,

yields that $E_b(t) = E_b(t-1)$. Since there is no energy loss, the condition $E_a(t) + E_b(t) + E_c(t) = E_a(t-1) + E_b(t-1) + E_c(t-1)$ yields that $E_c(t) = E_c(t-1)$. Therefore, if there exists a time step t during which the energy distribution of the network is exact, it must be the case that at time $t-1$ the energy distribution of the network is also exact. Recursively, this requires that the energy distribution of the network is exact from the beginning, which is not true. Hence, there cannot be any such t .

For κ -transfer, consider the case where the nodes have initial energy such that $E_a(0) > 2[E_b(0) + E_c(0)]$. For any $\kappa \in (0, 1)$, by the definition of the protocol, we have that the energy $E_a(t)$ is non-decreasing in time. Hence, due to the particular initial energy, there exists no time step t such that $E_a(t) = 2E_b(t)$. The theorem follows. \square

Actually, we believe that no oblivious protocol can converge to an exact energy distribution, even for $\beta = 0$. We were not able to prove such a statement, but our intuition is that fixing a parent-child pair of nodes (p, c) in equilibrium will inevitably break other pairs of nodes that are already in equilibrium.

Next, we will prove that if there is no energy loss ($\beta = 0$) and the tree network is a line (each node has at most one child), then λ -exchange always converges to some relaxed distribution, for any $\lambda \geq 2$. Our experimental evaluation in the next section indicates that this is true for any kind of tree network, and also, that this holds true for κ -exchange as well. However, as we will see, there is a huge difference between these protocols in terms of the quality of the final distribution.

Theorem 6. *When $\beta = 0$ and the tree network is a spanning line, the protocol λ -exchange always converges to a relaxed energy distribution for any $\lambda \geq 2$.*

Proof. Let $v_1 \rightsquigarrow v_2 \rightsquigarrow \dots \rightsquigarrow v_n$ be the spanning line tree network: v_1 is the root, nodes v_i for $i \in \{2, \dots, n-1\}$ are internal, and v_n is the leaf. To simplify our notation, in the following, we denote by $E_i(t)$ the energy that node v_i has at time t . We will define a function $\Phi : \mathbb{N}_{\geq 0} \rightarrow \mathbb{R}_{\geq 0}$ with the following two properties:

- (P1) $\Phi(t) = 0$ means that the network converges to a relaxed energy distribution at time t ,
- (P2) $\Phi(t)$ is non-increasing for every $t \geq 0$, and
- (P3) there exists a number of time steps during which Φ strictly decreases until it reaches 0.

Then, Φ is a potential function. Essentially, properties (P2) and (P3) guarantee that Φ will reach its global minimum value of zero, and property (P1) guarantees that when Φ has reached this global minimum value, the network has converged to a relaxed energy distribution.

To this end, for any $i \in [n-1]$, let $x_i(t) = \mathbf{1}\{E_i(t) < \lambda E_{i+1}(t)\}$ be the indicator variable indicating whether at time t the energy $E_i(t)$ of node v_i is strictly less than λ times the energy $E_{i+1}(t)$ of its child node v_{i+1} or not, and consider the function

$$\Phi(t) = \sum_{i=1}^{n-1} \left(\lambda E_{i+1}(t) - E_i(t) \right) \cdot x_i(t).$$

Observe that $\Phi(t) \geq 0$ for every t . Moreover, property (P1) is satisfied since if $\Phi(t) = 0$ for some t , then $E_i(t) \geq \lambda E_{i+1}(t) \geq 2E_{i+1}(t)$ for every parent-child pair (v_i, v_{i+1}) . So, it remains to prove that Φ satisfies properties (P2) and (P3) as well.

For property (P2), let $t \geq 1$ be a time step during which a parent-child pair (v_i, v_{i+1}) with $x_i(t-1) = 1$ interacts; otherwise, obviously there is no change during step t and $\Phi(t) = \Phi(t-1)$. Then, the λ -exchange protocol will set $E_i(t) = \frac{\lambda}{\lambda+1} \left(E_i(t-1) + E_{i+1}(t-1) \right)$ and $E_{i+1}(t) = \frac{1}{\lambda+1} \left(E_i(t-1) + E_{i+1}(t-1) \right)$ so that $E_i(t) = \lambda E_{i+1}(t)$ and, hence, $x_i(t) = 0$. To prove that Φ is non-increasing, we have to show that $\Phi(t) - \Phi(t-1) \leq 0$. We distinguish between cases, depending on the states of v_i and v_{i+1} .

First, we consider the case $i = 1$: v_1 is the root of the tree and v_2 is internal; the case $i = n-1$ is similar. By the definition of Φ , we have that

$$\begin{aligned} \Phi(t) - \Phi(t-1) &= \sum_{i=1}^{n-1} \left(\lambda E_{i+1}(t) - E_i(t) \right) \cdot x_i(t) - \sum_{i=1}^{n-1} \left(\lambda E_{i+1}(t-1) - E_i(t-1) \right) \cdot x_i(t-1) \\ &= \left(\lambda E_2(t) - E_1(t) \right) x_1(t) - \left(\lambda E_2(t-1) - E_1(t-1) \right) x_1(t-1) \\ &\quad + \left(\lambda E_3(t) - E_2(t) \right) x_2(t) - \left(\lambda E_3(t-1) - E_2(t-1) \right) x_2(t-1). \end{aligned}$$

Since $x_1(t-1) = 1$ and $x_1(t) = 0$, observe that the worst case occurs when $x_2(t-1) = 0$ and $x_2(t) = 1$ so that the last expression in the above sequence of equalities is maximized; that is, fixing the pair of nodes (v_1, v_2) breaks the pair (v_2, v_3) . Therefore, since v_3 does not participate in the interaction of time t , we have that $E_2(t-1) \geq \lambda E_3(t-1) = \lambda E_3(t)$ and, consequently, we obtain

$$\begin{aligned} \Phi(t) - \Phi(t-1) &= E_1(t-1) - \lambda E_2(t-1) + \lambda E_3(t) - E_2(t) \\ &\leq E_1(t-1) - (\lambda-1)E_2(t-1) - \frac{1}{\lambda+1} \left(E_1(t-1) + E_2(t-1) \right) \\ &= \frac{\lambda}{\lambda+1} \left(E_1(t-1) - \lambda E_2(t-1) \right) \\ &< 0, \end{aligned}$$

as desired. The last inequality follows since $x_1(t-1) = 1$.

Further, we consider the case $1 < i < n-1$. Then, again by the definition of Φ , we have that

$$\begin{aligned} \Phi(t) - \Phi(t-1) &= \left(\lambda E_i(t) - E_{i-1}(t) \right) x_{i-1}(t) - \left(\lambda E_i(t-1) - E_{i-1}(t-1) \right) x_{i-1}(t-1) \\ &\quad + \left(\lambda E_{i+1}(t) - E_i(t) \right) x_i(t) - \left(\lambda E_{i+1}(t-1) - E_i(t-1) \right) x_i(t-1) \\ &\quad + \left(\lambda E_{i+2}(t) - E_{i+1}(t) \right) x_{i+1}(t) - \left(\lambda E_{i+2}(t-1) - E_{i+1}(t-1) \right) x_{i+1}(t-1) \end{aligned}$$

Given that $x_i(t-1) = 1$ and $x_i(t) = 0$, the worst case occurs when $x_{i-1}(t-1) = 0$, $x_{i-1}(t) = 1$, $x_{i+1}(t-1) = 0$ and $x_{i+1}(t) = 1$ so that the last expression is maximized; essentially, the worst case is when fixing the pair (v_i, v_{i+1}) leads to breaking both pairs (v_{i-1}, v_i) and (v_{i+1}, v_{i+2}) . Therefore, since nodes v_{i-1} and v_{i+2} do not participate in the interaction of time t , we have that $E_{i-1}(t) = E_{i-1}(t-1) \geq \lambda E_i(t-1)$ and $E_{i+1}(t-1) \geq \lambda E_{i+2}(t-1) = \lambda E_{i+2}(t)$. Also, since $\lambda E_i(t) - E_{i+1}(t) = (\lambda-1) \left(E_i(t-1) + E_{i+1}(t-1) \right)$,

we obtain

$$\Phi(t) - \Phi(t-1) = \lambda E_i(t) - E_{i-1}(t) - \lambda E_{i+1}(t-1) + E_i(t-1) + \lambda E_{i+2}(t) - E_{i+1}(t) \leq 0.$$

For property (P3), it suffices to show that if $\Phi(t) \neq 0$ for some time step t and $x_1(t) = x_{n-1}(t) = 0$, then there exists a sequence of interactions between internal nodes that leads to $x_1(\tau) = 1$ and/or $x_{n-1}(\tau) = 1$ for some time step $\tau > t$. If this is true, then the potential will eventually (after multiple interactions at the two endpoints of the line) reach its minimum value of 0, as it strictly decreases when the interactions (v_1, v_2) or (v_{n-1}, v_n) take place and change the energy of the participating nodes; any other parent-child pair interaction does not increase Φ .

Now, assume a time step with the above specifications. Since $\Phi(t) \neq 0$, there exists $1 < i < n-1$ such that $x_i(t) = 1$ and $x_\ell(t) = 0$ for $\ell < i$, and $1 < j < n-1$ such that $x_j(t) = 1$ and $x_\ell(t) = 0$ for $\ell > j$. In the worst case, after the interaction of (v_i, v_{i+1}) or (v_j, v_{j+1}) at some time step $t_i > t$ or $t_j > t$, it will be $x_{i-1}(t_i) = 1$ or $x_{j+1}(t_j) = 1$. Inductively, since the energy is in general flowing upwards in the network, such interactions will define chains of future interactions that can lead to at least one of the pairs (v_1, v_2) or (v_{n-1}, v_n) to no longer satisfy the condition of λ -exchange, i.e., there exists time step τ such that $x_1(\tau) = 1$ or $x_{n-1}(\tau) = 1$. The proof is now complete. \square

We remark that the above theorem guarantees *only* convergence to a relaxed energy distribution. However, it is not obvious that this convergence will happen quickly, or that the final relaxed distribution will be close to an exact one. We expect that the convergence time decreases as λ increases since the latter increases the energy that flows upwards. On the other hand, the distance of the outcome distribution from an exact distribution increases as λ increases since nodes at lower depth will end up with substantially more energy than those in higher depth; in fact, for high enough λ , the root might concentrate almost all of the network energy. Hence, it is important to fine-tune the parameter λ and balance these trade-offs.

4.3 Mixing locally inferred and global information

For spanning binary tree networks, we define the protocol **depth-target** which sets a target energy for each node by exploiting some network information that can be locally estimated as well as some global network information that is provided as input to the nodes. Specifically, during each time step $t \geq 0$, every node v sets a target energy

$$\zeta_v(t) = \frac{E_{\text{total}}}{2^{d_v(t)}(h_v(t) + 1)},$$

where $d_v(t)$ is the estimation of node v for its own depth at time t , $h_v(t)$ is the estimation of v for the height of the tree at time t , and E_{total} is the initial total network energy. As already discussed in Section 3.3, once the network is formed, the values of $d_v(t)$ and $h_v(t)$ will stabilize to the correct ones. Then, the target is set to the correct value as well, and eventually all non-root nodes will end up storing exactly this much energy, while the root r will collect the remaining $E_{\text{total}} - \sum_{v \neq r} \zeta_v(t)$ units of energy. A description of **depth-target** is given as Protocol 4.

Next, we prove that for $\beta = 0$ this targeted protocol converges to an exact up to the root energy distribution, which is also a relaxed.

Protocol 4: depth-target

Input: interacting pair of nodes (u, v) at time step t , loss β

Output: updated energies $E_u(t+1)$ and $E_v(t+1)$

if $u, v \notin R$ and $E_u(t) > \zeta_u(t)$ and $E_v(t) < \zeta_v(t)$ **then**

$x := \min\{E_u(t) - \zeta_u(t), \zeta_v(t) - E_v(t)\}$

$E_u(t+1) := E_u(t) - x$

$E_v(t+1) := E_v(t) + (1 - \beta)x$

else if $u \in R$ **then**

$y := \zeta_v(t) - E_v(t)$

$x := \min\{|y|, E_u(t)\}$

$E_u(t+1) := E_u(t) + \text{sgn}\{y\}x - \beta x \cdot \mathbf{1}\{y > 0\}$

$E_v(t+1) := E_v(t) - \text{sgn}\{y\}x - \beta x \cdot \mathbf{1}\{y < 0\}$

else if $v \in R$ **then**

$y := \zeta_u(t) - E_u(t)$

$x := \min\{|y|, E_v(t)\}$

$E_u(t+1) := E_u(t) - \text{sgn}\{y\}x - \beta x \cdot \mathbf{1}\{y < 0\}$

$E_v(t+1) := E_v(t) + \text{sgn}\{y\}x - \beta x \cdot \mathbf{1}\{y > 0\}$

end if

Theorem 7. For $\beta = 0$ and any kind of spanning binary tree network, the protocol depth-target converges to an exact up to the root energy distribution.

Proof. Let $\tau \geq 1$ be the time step after which all nodes correctly estimate their own depths and the height of the tree. Then, for every $t > \tau$ and non-root node v , we have that $d_v(t) = d_v(\tau) = d_v$, $h_v(t) = h_v(\tau) = h$, and $\zeta_v(t) = \zeta_v(\tau) = \zeta_v$. During every interaction that a non-root node v participates in, it requests for energy when $E_v(t) < \zeta_v(\tau)$ and gives away energy when $E_v(t) > \zeta_v(\tau)$; the root node r gives away and receives energy based on the demands of the other nodes with which it interacts. Therefore, in the first case the energy of a non-root node can only increase until it reaches the target, while in the second case it can only decrease until it again reaches the target. Hence, the protocol converges to a distribution where each non-root node has its target energy, and the root stores the remaining energy of the network. This distribution is exact up to the root. To see this, consider a parent-child pair (p, c) for which it holds that $d_c = d_p + 1$. Then,

$$\frac{\zeta_p}{\zeta_c} = \frac{\frac{E_{\text{total}}}{2^{d_p}(h+1)}}{\frac{E_{\text{total}}}{2^{d_p+1}(h+1)}} = 2,$$

as desired.

Let n_d be the number of nodes at depth d . Then, for the root node r , we have that

$$\begin{aligned} E_r &= E_{\text{total}} - \sum_{v \neq r} \zeta_v = E_{\text{total}} - \sum_{d=1}^h n_d \frac{E_{\text{total}}}{2^d(h+1)} \\ &= \left(d_{\max} + 1 - \sum_{d=1}^h \frac{n_d}{2^d} \right) \frac{E_{\text{total}}}{h+1} \geq \frac{E_{\text{total}}}{h+1}, \end{aligned}$$

where the inequality follows by the fact that $n_d \leq 2^d$. Since any children node v of the root has $\zeta_v = \frac{E_{\text{total}}}{2(h+1)}$, we obtain that

$$\frac{E_r}{T_v} \geq 2,$$

and the theorem follows. \square

In addition to the above theorem, in most instances, we expect that even in the lossy case, **depth-target** will converge to an exact up to the root distribution: each node will aim to store its target energy, and any energy loss will be accumulated in the root; this means, however, that the distribution is no longer relaxed. Of course, converging to an exact up to the root distribution cannot be guaranteed in general, especially in cases where the loss is so much that there is not enough energy for the non-root nodes to satisfy their targets.

Further, observe that when $\beta = 0$ and the binary tree network structure is complete (the root and all internal nodes have exactly two children), then the target energy of any node will be exactly equal to its ideal energy. Hence, **depth-target** converges to the unique exact distribution in this case. However, if the tree structure is incomplete (with the worst case being a line), then the target energy of any non-root node will be far away from ideal. As we will see in our evaluation, the structure of the network plays a huge factor in the quality of the final distribution when compared to the distribution produced by **ideal-target**.

5. Experimental evaluation

5.1 Simulation Setup

In this section, we experimentally evaluate the energy redistribution protocols that we previously defined (see Section 4), via simulations that were implemented in Matlab 2018a. We study both the lossless case, where $\beta = 0$, and the lossy case, where β is a random variable following the Normal Distribution $N(0.2, 0.05)$. We investigate two scenarios regarding the initial energy of the nodes. The total initial network energy is analogous to the number $n \in \{10, 30, 50\}$ of nodes in the network, and it can be split among the nodes either uniformly, leading to all nodes having the same initial energy, or randomly, leading to the nodes having possibly different initial energy. The second scenario (of unequal initial energy) is more realistic due to the different characteristic and needs of the various portable devices there exists (e.g. smartphones). To have a fair comparison with **depth-target**, here we only focus on binary tree networks.

For statistical smoothness we have repeated each simulation for 100 times. The statistical analysis of our findings (average, median, lower and upper quartiles, outliers) demonstrate very high concentration around the mean and, thus, in the following we depict only the average values of our simulation results.

5.2 Metrics

We use two metrics to measure the performance of our protocols. The first one (distribution distance) is designed to show how fast a protocol converges to a relaxed energy distribution if this is possible, while the second one (energy distance) measures the quality of the final energy distribution compared to the ideal one (as computed by **ideal-target**; see Section 4.1).

For any time step $t \geq 0$, the *distribution distance* is defined as

$$\text{DD}(t) = \sum_u \sum_{v: u \sim v} \left(2E_v(t) - E_u(t) \right) \mathbf{1}\{E_u(t) < 2E_v(t)\}.$$

Essentially, the distribution distance accounts for the total energy that must be redistributed at time t in order to achieve a relaxed energy distribution. The *convergence time* of λ -**exchange** and κ -**transfer** is the first time step τ for which $\text{DD}(\tau) = 0$, when a relaxed distribution has been reached. For the targeted protocols **ideal-target** and **depth-target**, the convergence time is the first time step τ after which the distribution distance remains constant: $\text{DD}(\tau) = \text{DD}(t)$ for every $t > \tau$. The value of $\text{DD}(\tau)$ will be 0 in the lossless case since both protocols achieve a relaxed distribution then. In the lossy case, $\text{DD}(\tau)$ can be positive, since the energy that is lost may prevent the protocols to achieve a relaxed distribution, especially **ideal-target** which sets targets to achieve an exact distribution based on the initial total network energy.

The *energy distance* of the final distribution from the ideal one is defined as

$$\text{ED} = \frac{1}{2} \sum_v |E_v(\tau) - \gamma_v(T, E_{\text{total}})|,$$

where $\gamma_v(T, E_{\text{total}})$ is the target energy of v as set by **ideal-target**, i.e., its ideal energy based on the underlying tree structure T of the network and the total initial network energy. Essentially, the energy distance accounts for the total energy that has been misplaced in the final distribution. This metric also allows us to compare our protocols even when there is energy loss. Since even a perfect protocol like **ideal-target** will inevitably lose some energy in the lossy case, we do not consider metrics that measure the total energy loss in absolute terms.

5.3 Fine-tuning of λ -exchange

To optimize the performance of λ -**exchange** and pick the right value for the parameter λ , we study the cases where $\lambda \in \{2, 3, 4, 5, 6\}$. Figure 2 depicts the performance of λ -**exchange** for these values of λ with respect to the distribution distance metric, for $n = 10$ nodes in the lossless case and different initial energy supplies; we have experimented with many more different settings, but the conclusions are similar. One can easily observe that as the value of λ increases, the distribution distance and, consequently, the convergence time decreases. Specifically, there is a huge improvement from $\lambda = 2$ to $\lambda = 3$, but then the improvement is only minor as we consider higher values of λ . Further, as shown in table 4, high values of λ incur higher and higher energy distance.

As a result, we conclude that the values $\lambda = 2$ and $\lambda = 3$ nicely balance the two metrics. In the rest of our experimental evaluation, we set $\lambda = 2$, but we also implement another *randomized* protocol, which we call **rand-exchange**. According to this protocol, λ varies from interaction to interaction, as a random variable following a uniform distribution taking values in the interval $[2, 3]$.

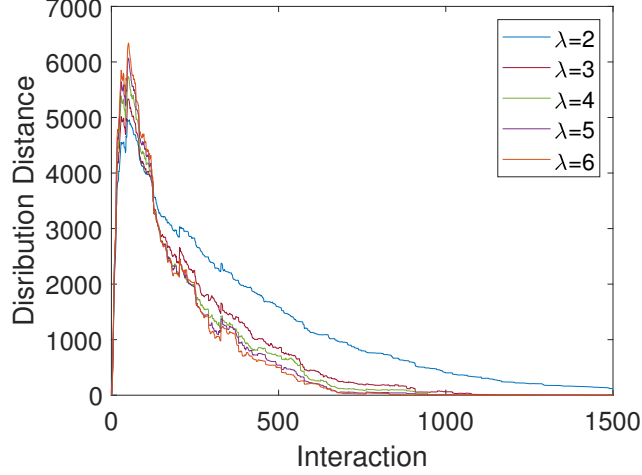


Figure 2: Distribution distance of λ -exchange for various values of $\lambda \geq 2$. As λ increases, the distance decreases.

Energy distance				
$\lambda = 2$	$\lambda = 3$	$\lambda = 4$	$\lambda = 5$	$\lambda = 6$
5,98%	12,76%	18,03%	21,03%	23,92%

Table 4: Energy distance of λ -exchange for various values of $\lambda \geq 2$. The depicted percentages are the result of dividing the energy distance by the total network energy. As λ increases, the distance increases.

5.4 Fine-tuning of κ -transfer

Similarly, to optimize the performance of κ -transfer and pick the right value for κ , we conduct simulations for various values of $\kappa \in \{0.3, 0.4, 0.5, 0.6, 0.7\}$. Figure 3 and Table 5 depict the performance of κ -transfer for these values of κ in terms of the distribution and energy distances, respectively. Due to the very high energy distance of all values, in the rest of our experimental evaluation, we set $\kappa = 0.5$ as the middle ground.

5.5 Comparison of protocols

Figures 5 and 6 depict the performance of our energy redistribution protocols in terms of the distribution distance metric, in the lossless and lossy case, respectively. The corresponding performance values in terms of the energy distance metric are given in Tables 6 and 7.

First, we can easily observe that as the number of nodes increases, the protocols require more time to converge (see Figures 5 and 6) and the quality of the final distribution decreases (see Tables 6 and 7). Second, whether the nodes all have equal or different energy does not seem to affect the performance of the protocols (for instance, compare Figures 5a, 5c and 5e to 5b, 5d and 5f). Finally, we observe that in the lossy case, the protocols converge faster than in the lossless case (for example, compare Figures 5a–5e to 6a–6e). This is expected since in the lossy case the total network energy is decreasing in time.

In all cases, 2-exchange seems to be the slowest protocol, which is natural since it is not a targeted protocol and may require many exchanges where the energy may go upwards or downwards (as opposed

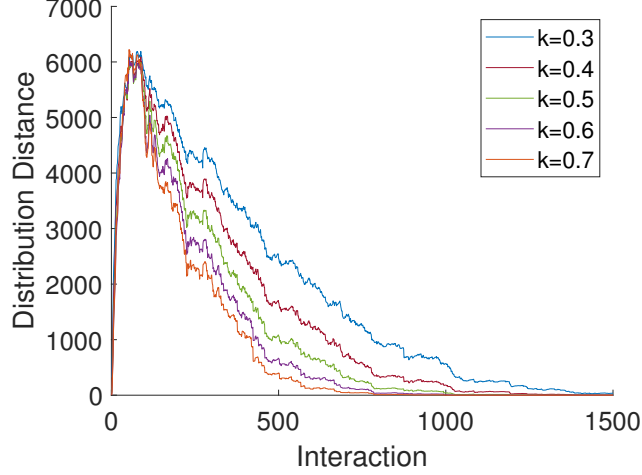


Figure 3: Distribution Distance of κ -exchange protocol. As κ increases, the distance decreases.

Energy distance				
$\kappa = 0.3$	$\kappa = 0.4$	$\kappa = 0.5$	$\kappa = 0.6$	$\kappa = 0.7$
57,80%	59,44%	59,65%	59,67%	59,67%

Table 5: Energy distance of κ -transfer protocol for various values of parameter κ . All values exhibit similar high energy distance.

to 0.5-transfer where the energy is only going towards the root of the tree). The protocol **rand-exchange** is of course faster than **2-exchange**, since it also randomly considers higher values of λ (see Section 5.3). On the other hand, **depth-target** seems to be the fastest protocol, outperforming even **ideal-target**. This is due to its definition, where the root plays the role of an auxiliary node helping the other nodes to reach their target (as opposed to **ideal-target** where the root has also a target that must be reached).

Even though **2-exchange** needs more time to converge to a stable distribution, as we can see in Tables 6 and 7, it outperforms all protocols (except **ideal-target**) in terms of energy distance. This result is correlated to the equilibrium condition that **2-exchange** uses, and to the fact that the amount of energy that is exchanged in an interaction is small, which yields small loss per interaction. The only other protocol that has comparable performance is, of course, **rand-exchange**. Both **0.5-transfer** and **depth-target** exhibit high energy distance. This is naturally expected since, as already discussed in Section 4, **0.5-transfer** only transfers energy towards the root (thus creating an unbalanced distribution), while **depth-target** sets energy targets that depend on the tree network structure, and if the structure is unbalanced, then almost all of the network energy end up to the root; see Figure 4 for an example of a tree structure and the corresponding final distributions achieved by the protocols.

Given the above observations, we can now conclude that the protocol that best balances all of the trade-offs that we have discussed (fast convergence and distribution of good quality) seems to be **rand-exchange**, and not **depth-target**, which is vulnerable when the tree network ends up being even just a bit unbalanced.

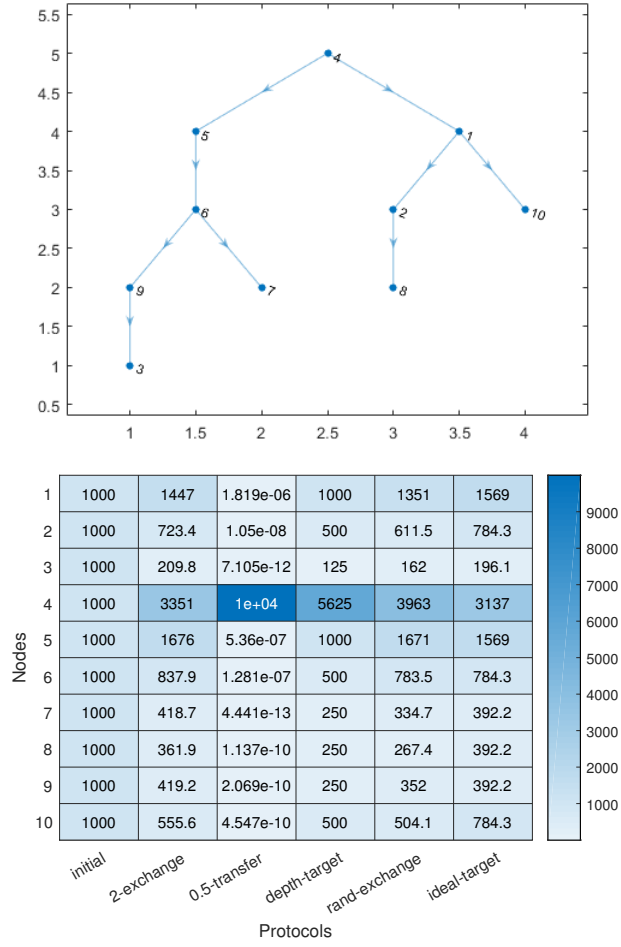


Figure 4: An example of a binary tree network for $n = 10$ nodes and the corresponding final energy distribution that the protocols compute for the lossless case with equal initial energy for the nodes.

6. Conclusions and possible extensions

In this paper, we have thoroughly studied the problem of energy-aware tree network formation, both theoretically as well as experimentally. We proposed two simple interaction protocols for the basic construction of arbitrary and binary tree networks, as well as four energy redistribution protocols that exploit different levels of information regarding the network structure. Still, our work leaves open several problems and reveals new ones.

Aiming for an energy distribution that requires every node to have at least twice the energy of each of its children seems like an intuitive choice. However, as we have observed, almost all of the network energy gets concentrated close to the root of the tree, even if we are able to achieve an exact distribution (e.g. consider the case where we have a complete binary tree). Therefore, considering other interesting energy distributions, possibly with additive terms rather than multiplicative ones, is an important future direction.

lossless case						
protocol	Same initial energy			Different initial energy		
	$n = 10$	$n = 30$	$n = 50$	$n = 10$	$n = 30$	$n = 50$
2-exchange	6.93%	6.92%	24.32%	6.15%	2.27%	16.70%
0.5-transfer	63.71%	66.32%	56.73%	62.97%	66.94%	64.02%
depth-target	33.81%	47.60%	51.24%	33.14%	49.91%	51.59%
rand-exchange	10.96%	11.97%	16.41%	11.21%	15.21%	15.31%
ideal-target	0%	0%	0%	0%	0%	0%

Table 6: Energy distance of the five energy redistribution protocols in the lossless for various number of nodes.

lossy case						
protocol	Same initial energy			Different initial energy		
	$n = 10$	$n = 30$	$n = 50$	$n = 10$	$n = 30$	$n = 50$
2-exchange	3.28%	4.51%	10.35%	5.36%	7.14%	12.09%
0.5-transfer	57.71%	62.38%	67.93%	58.48%	68.85%	65.28%
depth-target	33.73%	43.26%	48.53%	32.85%	42.63%	49.54%
rand-exchange	8.69%	9.87%	11.73%	8.99%	11.64%	9.73%
ideal-target	4.25%	8.63%	10.11%	5.77%	8.99%	10.77%

Table 7: Energy distance of the five energy redistribution protocols in the lossy case for various number of nodes.

For instance, is it possible to achieve an energy distribution where every node has exactly (or at least) α units more energy than each of its children, for some $\alpha > 0$?

In the paper of Madhja *et al.* [2016a], the star network structure is very well defined: one of the nodes is the center, while all others are peripherals. In contrast, our basic constructors may construct so many different tree structures, ranging from totally balanced trees to lines or even stars. This is one of the reasons why the final energy distribution may end up being so different than the ideal one, especially when the number of nodes is large. Can we design protocols that are able to construct predictable tree networks? If so, then it may be possible to achieve energy distributions of better quality.

Another issue that has not been addressed in the current paper or in previous related work, is that the nodes actually have battery limits. Therefore, it is not possible for a node (e.g. the root of a tree network) to store a really high amount of energy. This gives rise to many interesting algorithmic challenges. For instance, suppose that a parent-child pair of nodes interacts, and in order to satisfy the required energy equilibrium, the parent must receive energy from the child. However, what happens if the parent has reached its battery limit? The child has to dispose parts of its energy by giving it to some other unrelated node. But then, other interaction may take place and the state of the energy distribution over the network may be completely

different, meaning that the child node has outdated information, leading to “confusion.” Resolving such problems seems to be highly non-trivial and definitely deserves more investigation in the future.

References

- C. M. Angelopoulos, J. Buwaya, O. Evangelatos, and J. D. P. Rolim. Traversal strategies for wireless power transfer in mobile ad-hoc networks. In *Proceedings of the 18th ACM International Conference on Modeling, Analysis and Simulation of Wireless and Mobile Systems (MSWiM)*, pages 31–40, 2015.
- D. Angluin, J. Aspnes, D. Eisenstat, and E. Ruppert. The computational power of population protocols. *Distributed Computing*, 20(4):279–304, 2007.
- S. Bi, Y. Zeng, and R. Zhang. Wireless powered communication networks: An overview. *IEEE Wireless Communications*, 23(2):10–18, 2016.
- E. Bulut, S. Hernandez, A. Dhungana, and B. Szymanski. Is crowdcharging possible? In *Proceedings of the 27th IEEE International Conference on Computer Communications and Networks (ICCN)*, page to appear, 2018.
- H. Dai, Y. Liu, G. Chen, X. Wu, T. He, A. X. Liu, and Y. Zhao. SCAPE: safe charging with adjustable power. *IEEE/ACM Transactions on Networking*, 26(1):520–533, 2018.
- H. Dai, H. Ma, A. X. Liu, and G. Chen. Radiation constrained scheduling of wireless charging tasks. *IEEE/ACM Transactions on Networking*, 26(1):314–327, 2018.
- M. del Prete, A. Costanzo, A. Georgiadis, A. Collado, D. Masotti, and Z. Popović. Energy-autonomous bi-directional wireless power transmission (wpt) and energy harvesting circuit. In *IEEE MTT-S International Microwave Symposium*, 2015.
- A. Dhungana, T. Arodz, and E. Bulut. Charging skip optimization with peer-to-peer wireless energy sharing in mobile networks. In *Proceedings of IEEE International Conference on Communications (ICC)*, page to appear, 2018.
- A. Kurs, A. Karalis, R. Moffatt, J. D. Joannopoulos, P. Fisher, and M. Soljačić. Wireless power transfer via strongly coupled magnetic resonances. *Science*, 317(5834):83–86, 2007.
- M. Lin, M. Gong, B. Lu, Y. Wu, D. Wang, M. Guan, M. Angell, C. Chen, J. Yang, B. J. Hwang, and H. Dai. An ultrafast rechargeable aluminium-ion battery. *Nature*, 520, 2015.
- A. Madhja, S. E. Nikolettseas, and T. P. Raptis. Distributed wireless power transfer in sensor networks with multiple mobile chargers. *Computer Networks*, 80:89–108, 2015.
- A. Madhja, S. Nikolettseas, C. Raptopoulos, and D. Tsolovos. Energy aware network formation in peer-to-peer wireless power transfer. In *The 19th ACM International Conference on Modeling, Analysis and Simulation of Wireless and Mobile Systems (MSWiM)*, 2016.

- A. Madhja, S. E. Nikolettseas, and T. P. Raptis. Hierarchical, collaborative wireless energy transfer in sensor networks with multiple mobile chargers. *Computer Networks*, 2016.
- A. Madhja, S. E. Nikolettseas, and A. A. Voudouris. Mobility-aware, adaptive algorithms for wireless power transfer in ad hoc networks. *CoRR*, abs/1802.00342, 2018.
- O. Michail and P. G. Spirakis. Simple and efficient local codes for distributed stable network construction. *Distributed Computing*, 29(3):207–237, 2016.
- S. E. Nikolettseas, Y. Yang, and A. Georgiadis, editors. *Wireless power transfer algorithms, technologies and applications in ad hoc communication networks*. Springer, 2016.
- S. Nikolettseas, T. P. Raptis, A. Souroulagkas, and D. Tsolovos. Wireless power transfer protocols in sensor networks: Experiments and simulations. *Journal of Sensor and Actuator Networks*, 6(2):4, 2017.
- S. E. Nikolettseas, T. P. Raptis, and C. Raptopoulos. Wireless charging for weighted energy balance in populations of mobile peers. *Ad Hoc Networks*, 60:1–10, 2017.
- S. Schafer, M. Coffey, and Z. Popović. X-band wireless power transfer with two-stage high-efficiency gan pa/ rectifier. In *WPTC*, 2015.
- S. Zhang, J. Wu, and S. Lu. Collaborative mobile charging for sensor networks. In *MASS*, 2012.

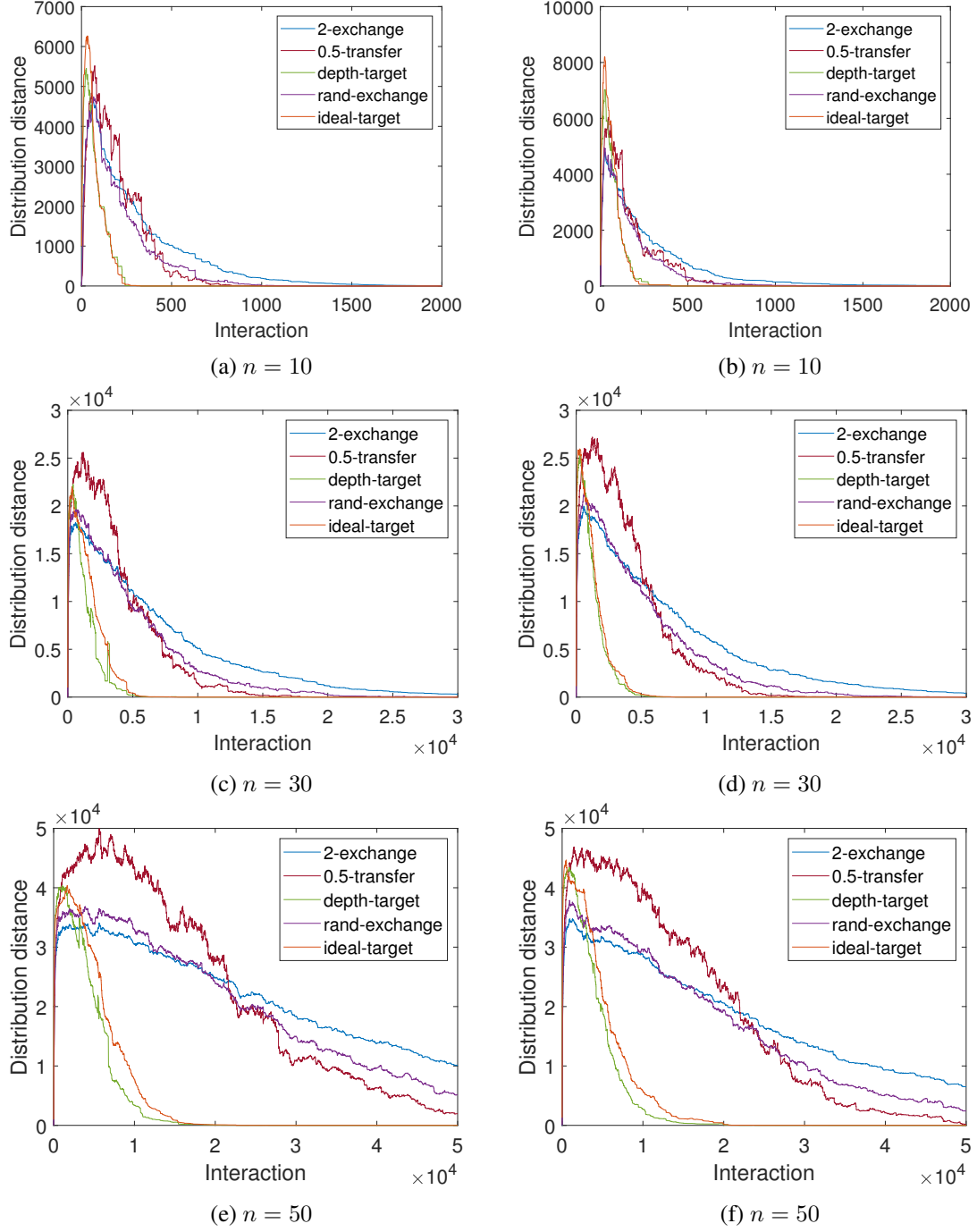


Figure 5: Distribution distance of the five energy redistribution protocols (2-exchange, 0.5-transfer, depth-target, rand-exchange and ideal-target) in the *lossless* case for various number of nodes ($n \in \{10, 30, 50\}$). Figures (a), (c) and (e) depict the performance of the protocols in the case where the nodes have the same initial energy, while Figures (b), (d) and (f) depict their performance in the case of different initial energy supplies.

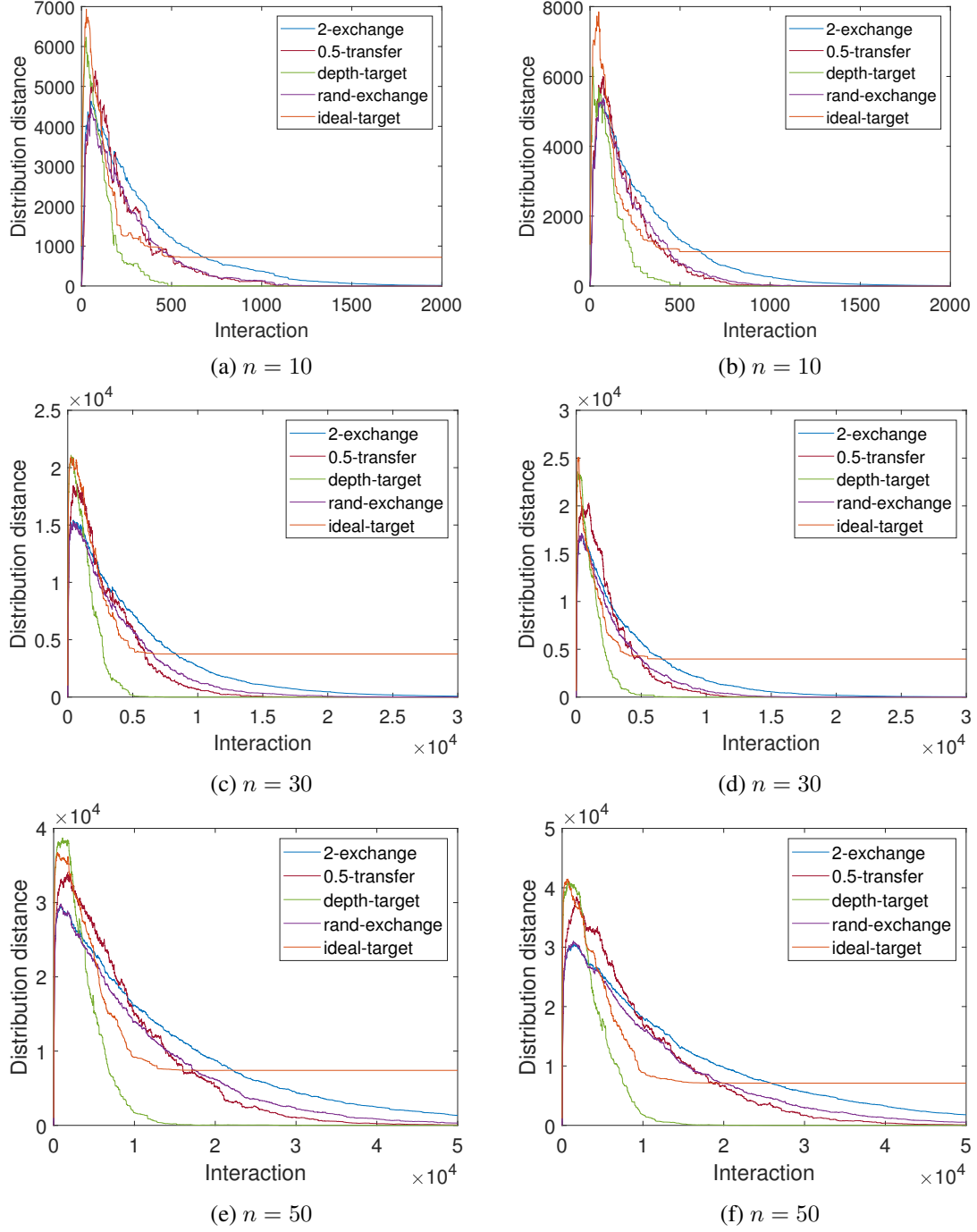


Figure 6: Distribution distance of the five energy redistribution protocols (2-exchange, 0.5-transfer, depth-target, rand-exchange and ideal-target) in the *lossy* case for various number of nodes ($n \in \{10, 30, 50\}$). Figures (a), (c) and (e) depict the performance of the protocols in the case where the nodes have the same initial energy, while Figures (b), (d) and (f) depict their performance in the case of different initial energy supplies.