

Multiple Treatments with Strategic Interaction*

Jorge Balat
Department of Economics
University of Texas at Austin
jbalat@utexas.com

Sukjin Han
Department of Economics
University of Texas at Austin
sukjin.han@austin.utexas.edu

First Draft: February 23, 2016

This Draft: December 3, 2024

Abstract

We develop an empirical framework in which we identify and estimate the effects of treatments on outcomes of interest when the treatments are the result of strategic interaction (e.g., bargaining, oligopolistic entry, peer effects). We consider a model where agents play a discrete game with complete information whose equilibrium actions (i.e., binary treatments) determine a post-game outcome in a nonseparable model with endogeneity. Due to the simultaneity in the first stage, the model as a whole is incomplete and the selection process fails to exhibit the conventional monotonicity. Without imposing parametric restrictions or large support assumptions, this poses challenges in recovering treatment parameters. To address these challenges, we first analytically characterize regions that predict equilibria in the first-stage game with possibly more than two players, and ascertain a monotonic pattern of these regions. Based on this finding, we derive bounds on the average treatment effects (ATE's) under nonparametric shape restrictions and the existence of excluded exogenous variables. We also introduce and point identify a multi-treatment version of local average treatment effects (LATE's). We apply our method to data on airlines and air pollution in cities in the U.S. We find that (i) the causal effect of each airline on pollution is positive, and (ii) the effect is increasing in the number of firms but at a decreasing rate.

JEL Numbers: C14, C31, C36, C57

Keywords: Heterogeneous treatment effects, strategic interaction, endogenous treatments, average treatment effects, local average treatment effects.

*The author is grateful to Tim Armstrong, Steve Berry, Andrew Chesher, Áureo de Paula, Phil Haile, Karam Kang, Juhyun Kim, Yuichi Kitamura, Simon Lee, Konrad Menzel, Francesca Molinari, Adam Rosen, Azeem Shaikh, Jesse Shapiro, Dean Spears, Ed Vytlačil, Haiqing Xu, and participants in the 2016 Texas Econometrics Camp, the 2016 North American Summer Meeting of the Econometric Society, Interactions Conference 2016 at Northwestern University, the 2017 Conference on Econometrics and Models of Strategic Interactions (CeMMAP UCL and Vanderbilt), International Association for Applied Econometrics 2017 at Sapporo, the 27th Annual Meeting of the Midwest Econometrics Group at Texas A&M, and seminars at Brown, BU, SNU, Yale, UBC, UNC, Xiamen for helpful comments and discussions.

1 Introduction

We develop an empirical framework in which we identify and estimate the heterogeneous effects of treatments on outcomes of interest where the treatments are the result of strategic interaction (e.g., bargaining, oligopolistic entry, decisions in the presence of peer effects or strategic effects). Treatments are determined as an equilibrium of a game and these strategic decisions of players endogenously affect common or player-specific outcomes. For example, one may be interested in the effects of newspaper entry on local political behaviors, the effects of entry of carbon-emitting companies on local air pollution and health outcomes, the effects of the presence of potential entrants in nearby markets on pricing or investment decisions of incumbents, the effects of large supermarkets' exit decisions on local health outcomes, and the effects of provision of limited resources where individuals make participation decisions under peer effects as well as based on their own gains from the treatment. As reflected in some of these examples, our framework allows us to study *externalities of strategic decisions*, such as societal outcomes resulting from firm behavior. Ignoring strategic interaction in treatment selection processes may lead to biased, or at least less informative, conclusions about the effects of interest.

We consider a model where agents play a discrete game of complete information, whose equilibrium actions (i.e., a profile of binary endogenous treatments) determine a post-game outcome in a nonseparable model with endogeneity. We are interested in various treatment parameters of this model. In recovering these parameters, the setting of this paper poses several challenges. First, the first-stage game posits a structure in which binary dependent variables are simultaneously determined in threshold crossing models, thereby making the model as a whole *incomplete*. This is related to the problem of multiple equilibria in the game. Second, due to this simultaneity, the selection process does not exhibit the conventional monotonic property à la [Imbens and Angrist \(1994\)](#). Furthermore, we want to remain flexible with other components of the model. That is, we make no assumptions on the joint distributions of the unobservables nor parametric restrictions on the player's payoff function and on how treatments affect the outcome. Also, we do not impose any arbitrary equilibrium selection mechanism as a way of solving the multiplicity of equilibria. In nonparametric models with multiplicity or/and endogeneity, identification may be achieved using excluded instruments with large support. Even though such a strong requirement can be met in practice, estimation and inference can still be problematic ([Andrews and Schafgans \(1998\)](#), [Khan and Tamer \(2010\)](#)). We thus allow instruments and other exogenous variables to be discrete and have small supports.

The first contribution of this paper is to analytically characterize regions that predict equilibria in the first-stage game, which is an important initial step to address the challenges described above. Complete analytical characterization of the equilibrium regions for more than two players has not been studied in the literature.¹ Under symmetry and strategic substitutability restrictions on the payoff functions, we fully characterize the geometric properties of the regions in the space of unobservables, which describe the properties of equilibria

¹To estimate payoff parameters, [Berry \(1992\)](#) partly characterizes equilibrium regions. To calculate the bounds on these parameters, [Ciliberto and Tamer \(2009\)](#) simulate their moment inequalities model that are implied by the shape of these regions, especially the regions for multiple equilibria. While their approaches are enough for the purpose of their analyses, full analytical results are critical for the identification analysis of the current paper.

in the game. More importantly, we show that these regions exhibit a monotonic pattern in terms of the number of players who choose to take the action—e.g., the number of entrants in an entry game.

The second contribution of this paper is to show, after restoring a generalized version of monotonicity in the selection process, how the model structure and the data can be informative about treatment parameters, such as the average treatment effects (ATE’s) and the local ATE (LATE’s). We first establish the bounds on the ATE and other related parameters with possibly discrete instruments of small support. We also show that tighter bounds on the ATE can be obtained by introducing (possibly discrete) exogenous variables excluded from the first-stage game. This is especially motivated when the outcome variable is affected by externalities generated by the players. We can derive sharp bounds as long as the outcome variable is binary. Further, with continuous instruments of large supports, we show that multiplicity and endogeneity become irrelevant and the ATE is point identified. To derive informative bounds, we impose nonparametric shape restrictions, such as conditional symmetry and uniformity. These restrictions are particularly useful, since the outcome function features a vector of treatments as its argument. The symmetry assumption is not needed if there exist instruments that vary enough to offset the effect of strategic substitutability. We provide a simple testable implication for the existence of such instruments variation for the case of mutually independent payoff unobservables. The symmetry assumption may be relaxed by assuming that strategic interaction occurs only within subgroups of players, thus allowing for partial symmetry. Next, we introduce and point identify a multi-treatment version of the LATE. The simultaneity in the selection process does not permit the usual equivalence result by [Vytlacil \(2002\)](#) between the specification of a threshold-crossing selection rule and [Imbens and Angrist \(1994\)](#)’s monotonicity assumption. Exploiting a monotonic pattern for the equilibrium regions, however, enables us to recover the LATE for a treatment of “dichotomous states.” A marked feature of our analyses is that for the sharp bounds on the ATE and the identification of the LATE, player-specific instruments are not necessary.

Partial identification in single-agent nonparametric triangular models with binary endogenous variables has been studied in [Shaikh and Vytlacil \(2011\)](#) and [Chesher \(2005\)](#), among others. [Shaikh and Vytlacil \(2011\)](#) provide bounds on the ATE in this setting. In a more general model, [Vytlacil and Yildiz \(2007\)](#) achieve point identification with an exogenous variable that is excluded from the selection equation and has a large support. Our bound analysis builds on these papers, but we allow for multi-agent strategic interaction as a key component of the model. A few existing studies have extended a single-treatment model to a multiple-treatment setting (e.g., [Heckman et al. \(2006\)](#), [Jun et al. \(2011\)](#)), but their models maintain monotonicity in the selection process and none of them allow simultaneity among the multiple treatments resulting from agents’ interaction as we do in this paper.

In interesting recent work, [Pinto \(2015\)](#), [Heckman and Pinto \(2015\)](#), and [Lee and Salanié \(2016\)](#) extend the monotonicity of the selection process in multi-valued treatments settings, but they generally consider different types of treatment selection mechanisms than ours. [Pinto \(2015\)](#) and [Heckman and Pinto \(2015\)](#) introduce unordered monotonicity, and [Lee and Salanié \(2016\)](#) consider more general non-monotonicity. The latter paper does mention entry games as one example of the treatment selection processes they allow, but they assume known payoffs and bypass the multiplicity of equilibria, which is one of the emphases of our paper. Also, [Lee and Salanié \(2016\)](#)’s main focus is on identification of marginal treatment effects

with continuous instruments. In another important work, [Chesher and Rosen \(2017\)](#) consider a wide class of generalized instrumental variable models in which our model falls and propose a systematic method of characterizing sharp identified sets for admissible structures. The focus of the present paper is to point and partially identify particular structural features (i.e., treatment parameters) analytically, and to investigate how the identification is related to the exogenous sources of variation in the model and to the equilibrium characterization in the treatment selection process. Calculating the sharp bounds on these treatment parameters using their general approach involves projections of identified sets that may require additional parametric restrictions. Lastly, [Han \(2018\)](#) considers identification of dynamic treatment effects and optimal treatment regimes in a nonparametric dynamic model, where the dynamic relationship causes non-monotonicity in the determination of each period’s outcome and treatment.

Without triangular structures, [Manski \(1997\)](#), [Manski and Pepper \(2000\)](#) and [Manski \(2013\)](#) also propose bounds on the ATE with multiple treatments under various monotonicity assumptions, including an assumption on the sign of the treatment response. We take an alternative approach that is more explicit about treatments interaction while remaining agnostic about the direction of the treatment response. Our results suggest that, provided there exist exogenous variation excluded from the selection process, the bounds calculated from this approach can be more informative than those from their approach. Among these papers, [Manski \(2013\)](#) is the closest to ours in that it considers multiple treatments and multiple agents with simultaneous interaction, but with an important difference from our approach. The interaction in his setting is through individuals which are the unit of observation. On the other hand, our setting features the interaction through the treatment/player unit, and the unit of observation is i.i.d. markets or regions in which the first-stage game is played and from which the outcome variable may emerge.

Identification in models for binary games with complete information has been studied in [Tamer \(2003\)](#) and [Ciliberto and Tamer \(2009\)](#), [Bajari et al. \(2010\)](#), among others. The present paper contributes to this literature by considering post-game outcomes, especially those that are not of players’ direct concern. As related work that considers post-game outcomes, [Ciliberto et al. \(2013\)](#) introduce a model where firms make simultaneous decisions of entry and pricing upon entry. As a result, their model can be seen as a multi-agent extension of a sample selection model. The model considered in this paper, on the other hand, is a multi-agent extension of a model for endogenous treatments. [Ciliberto and Tamer \(2009\)](#) and [Ciliberto et al. \(2013\)](#) recover model primitives as their parameters of interest and they impose parametric assumptions to facilitate their analyses. In contrast, our parameters of interest are functionals of the primitives (but excluding the game parameters) and thus allow our model to remain essentially nonparametric. Also a different approach to partial identification under multiplicity is employed, as their approach is not applicable to the particular setting of this paper even if we are to assume a known distribution for the unobserved payoff types.

To show the applicability of our method we take the bounds we propose to data on airline market structure and air pollution in cities in the U.S. Aircrafts and airports land operations are a major source of emissions and, thus, quantifying the causal effect of air transport on pollution is of importance to policy makers. We explicitly allow market structure to be determined endogenously as the outcome of an entry game in which airlines behave strategically

to maximize their profits and the resulting pollution in this market is not internalized by the firms. Additionally, we do not impose any structure on the way airline competition affects pollution and allow for heterogeneous effects across firms. In other words, not only we allow the effect of a different number of firms in the market on pollution to be nonlinear and not restricted in any way, the identities of the firms in the market matter. To carry our application we combine data from two sources. The first one contains airline information from the Department of Transportation, which we use to construct a dataset of airlines presence in each market. We then merge it with air pollution data in each airport from air monitoring stations compiled by the Environmental Protection Agency. In our preferred specification our outcome variable is a binary measure of the level of particulate matter in the air.

We consider three sets of ATE exercises to investigate different aspects of the relationship between market structure and pollution in equilibrium. The first one simply quantifies the effects of each airline operating as a monopolist compared to a situation in which the market is not served by any airline. We find that the effect of each airline on pollution is positive and statistically significant. We also find evidence that there is some heterogeneity in the effects across the different airlines. The second set of exercises looks at the ATE's of all potential market structures on pollution. We find that the probability of high pollution is increasing with the number of airlines in the market, but at a decreasing rate. Finally, the third set of exercises quantifies the ATE of a single airline under all potential configurations of the market in terms of its rivals. We observe that, in all cases, Delta entering a market has a positive effect on pollution and this effect is decreasing with the number of rivals. The results from the last two set of exercises are consistent with the results of a Cournot-competition oligopolistic model in which incumbents *accommodate* new entrants by reducing the quantity they produce.

The paper is organized as follows. Section 2 introduces the model, the parameters of interest, and motivating examples. As the first main result of this paper, Section 3 presents the analytical characterization of equilibrium regions for many players. Section 4 delivers the partial identification results of this paper. We start by conducting the bound analysis on the ATE's for a two-player case and a binary dependent variable as an illustration. Then we extend the results to a many-player case with a more general dependent variable. Section 5 relaxes the symmetry assumption introduced in the previous section, and Section 6 discusses an extension of the model, point identification under large support, and relationship to Manski (2013). The LATE parameter is introduced and identified in Section 7. Section 8 presents a numerical illustration and Section 9 the empirical application on airlines and pollution. Unless noted, the proofs of theorems and lemmas are collected in Appendix D.

In terms of notation, for a generic \tilde{S} -vector $\mathbf{v} \equiv (v_1, \dots, v_{\tilde{S}})$, let \mathbf{v}_{-s} denote an $(\tilde{S} - 1)$ -vector where s -th element is dropped from \mathbf{v} , i.e., $\mathbf{v}_{-s} \equiv (v_1, \dots, v_{s-1}, v_{s+1}, \dots, v_{\tilde{S}})$. When no confusion arises, we sometimes change the order of entry and write $\mathbf{v} = (v_s, \mathbf{v}_{-s})$ for convenience. For a multivariate function $f(\mathbf{v})$, the integral $\int_A f(\mathbf{v}) d\mathbf{v}$ is understood as a multi-dimensional integral over a set A contained in the space of \mathbf{v} . Vectors in this paper are row vectors.

2 Setup and Motivating Examples

Let $\mathbf{D} \equiv (D_1, \dots, D_S) \in \mathcal{D} \subseteq \{0, 1\}^S$ be a S -vector of observed binary treatments and $\mathbf{d} \equiv (d_1, \dots, d_S)$ be its realization, where S is fixed. We assume that \mathbf{D} is predicted as a pure strategy Nash equilibrium of a complete information game with S players who make entry decisions or individuals who choose to receive treatments.² Let Y be an observed post-game outcome that results from profile \mathbf{D} of endogenous treatments. It can be an outcome common to all players or an outcome specific to each player. Let (X, Z_1, \dots, Z_S) be observed exogenous covariates. We consider a model of a semi-triangular system:

$$Y = \theta(\mathbf{D}, X, \epsilon_{\mathbf{D}}), \quad (2.1)$$

$$D_s = 1[\nu^s(\mathbf{D}_{-s}, Z_s) \geq U_s], \quad s \in \{1, \dots, S\}, \quad (2.2)$$

where s is an index for players or interchangeably for treatments. Without loss of generality we normalize the scalar U_s to be distributed as $Unif(0, 1)$, and $\nu^s : \mathbb{R}^{S-1+d_{z_s}} \rightarrow (0, 1]$ and $\theta : \mathbb{R}^{S+d_x+1} \rightarrow \mathbb{R}$ are unknown functions that are nonseparable in their arguments. We allow the unobservables $(\epsilon_{\mathbf{D}}, U_1, \dots, U_S)$ to be arbitrarily dependent to one another. Although the notation suggests that the instruments Z_s 's are player/treatment-specific they are not necessarily required to be so for the analyses of this paper; see Appendix C for a discussion. The exogenous variables X are variables excluded from all the equations for D_s . The existence of X is not necessary but useful for the bound analysis of the ATE, and it can be motivated when Y is generated from externalities incurred by the players and thus does not enter the players' first-stage payoff functions. There may be covariates W common to all the equations for Y and D_s , which is suppressed for succinctness. Implied from the complete information game, player s 's decision D_s depends on the decisions of all others \mathbf{D}_{-s} in \mathcal{D}_{-s} , and thus \mathbf{D} is determined by a simultaneous system. The model (2.1)–(2.2) is *incomplete*, i.e., the model primitives and the covariates do not uniquely predict (Y, \mathbf{D}) due to the possible existence of multiple equilibria in the first-stage game of treatment selection. Moreover, the conventional monotonicity in the sense of Imbens and Angrist (1994) is not exhibited in the selection process due to simultaneity. The unit of observation, indexed by market or geographical region i , is suppressed in all the expressions.

The potential outcome of receiving treatments $\mathbf{D} = \mathbf{d}$ can be written as

$$Y_{\mathbf{d}} = \theta(\mathbf{d}, X, \epsilon_{\mathbf{d}}), \quad \mathbf{d} \in \mathcal{D},$$

and $\epsilon_{\mathbf{D}} = \sum_{\mathbf{d} \in \mathcal{D}} 1[\mathbf{D} = \mathbf{d}] \epsilon_{\mathbf{d}}$. We are interested in the ATE and related parameters. With the average structural function (ASF) $E[Y_{\mathbf{d}} | X = x]$ for vector $\mathbf{d} \in \mathcal{D}$, the ATE can be written as

$$E[Y_{\mathbf{d}} - Y_{\mathbf{d}'} | X = x] = E[\theta(\mathbf{d}, x, \epsilon_{\mathbf{d}}) - \theta(\mathbf{d}', x, \epsilon_{\mathbf{d}'}), \quad (2.3)$$

for $\mathbf{d}, \mathbf{d}' \in \mathcal{D}$. Another parameter of interest is the average treatment effect on the treated (ATT): $E[Y_{\mathbf{d}} - Y_{\mathbf{d}'} | \mathbf{D} = \mathbf{d}'', Z = z, X = x]$ for $\mathbf{d}, \mathbf{d}', \mathbf{d}'' \in \mathcal{D}$. Unlike the ATT or the treatment of the untreated in the single-treatment case, \mathbf{d}'' does not necessarily equal \mathbf{d} or

²While mixed strategy equilibria are not considered in this paper, it may be possible to extend the setup to incorporate mixed strategies following the argument in Ciliberto and Tamer (2009).

\mathbf{d}' here. One might also be interested in the sign of the ATE, which in this multi-treatment case is essentially establishing an ordering among the ASF's. Lastly, we are interested in the LATE, which will be considered later after necessary concepts are introduced.

As an example of the ATE, we may choose $\mathbf{d} = (1, \dots, 1)$ and $\mathbf{d}' = (0, \dots, 0)$ to measure some cancelling-out effect, or we may be interested in more general nonlinear effects. Another example would be choosing $\mathbf{d} = (1, \mathbf{d}_{-s})$ and $\mathbf{d}' = (0, \mathbf{d}_{-s})$ for given \mathbf{d}_{-s} . In the latter example, we can learn interaction effects of treatments, i.e., how much the average gain (ATE) from treatment s is affected by other treatments: suppressing the conditioning on $X = x$,

$$E[Y_{1, \mathbf{d}_{-s}} - Y_{0, \mathbf{d}_{-s}}] - E[Y_{1, \mathbf{d}'_{-s}} - Y_{0, \mathbf{d}'_{-s}}],$$

where $Y_{\mathbf{d}}$ is interchangeably written as $Y_{\mathbf{d}_s, \mathbf{d}_{-s}}$ here. For example with $\mathbf{d}_{-s} = (1, \dots, 1)$ and $\mathbf{d}'_{-s} = (0, \dots, 0)$, complementarity between treatment s and all the other treatments can be represented as $E[Y_{1, \mathbf{d}_{-s}} - Y_{0, \mathbf{d}_{-s}}] - E[Y_{1, \mathbf{d}'_{-s}} - Y_{0, \mathbf{d}'_{-s}}] > 0$. Sometimes, we instead want to focus on learning about complementarity between two treatments, while averaging over the remaining $S - 2$ treatments. This can be dealt with a more general framework of defining the ASF and ATE by introducing a partial potential outcome; this is discussed in Appendix A.

In identifying these treatment parameters, suppose we attempt to recover the effect of a single treatment with D^1 being a scalar in model (2.1)–(2.2) conditional on $D^2 = D_{-s} = \mathbf{d}_{-s}$, and then recover the effects of multiple treatments by transitively using these effects of single treatments. This strategy is not valid since D^2 is a function of D^1 and also due to multiplicity. Therefore, the approaches in the literature with single-treatment, single-agent triangular models are not directly applicable and a new theory is demanded in this more general setting.

We provide two examples to which model (2.1)–(2.2) may apply; other examples mentioned in the introduction are discussed in Appendix B.

Example 1 (Externality of airline entry). *In this example, we are interested in the effects of airline competition on local air quality and health. Consider multiple airline companies making entry decisions in local market i defined as a route that connects a pair of cities. Let Y_i denote the air pollution levels or average health outcomes of this local market. Let $D_{s,i}$ denote airline s 's decision to enter market i , which is correlated with some unobserved characteristics of the local market that affect Y_i . The parameter $E[Y_{\mathbf{d},i} - Y_{\mathbf{d}',i}]$ captures the effects of market structure on pollution or health. One interesting question would be whether the ATE is nonlinear in the number of airlines as companies may share the market and operate more efficiently when facing more competition. In related work, [Schlenker and Walker \(2015\)](#) document how sensitively local health outcomes, such as acute respiratory diseases, are affected by an exogenous change in flight schedules. Economic activity variables, such as population and income, can be included in W_i , since they not only affect the outcomes but also the entry decisions. The excluded variable X_i can be characteristics of the local market that directly affect pollution or health levels, such as weather shocks or the share of pollution-related industries in the local economy. We assume that, conditional on W_i , these factors affect the outcome but do not enter the payoff functions of the airlines. The instruments $Z_{s,i}$ are cost shifters that affect entry decisions. When Y_i is a health outcome, pollution levels can*

be included in X_i .

Example 2 (Media and political behavior). *In this example, the interest is in how media affects political participation or electoral competitiveness. In county or market i , either $Y_i \in [0, 1]$ can denote voter turnout, or $Y_i \in \{0, 1\}$ can denote whether an incumbent is re-elected or not. Let $D_{s,i}$ denote the market entry decision by local newspaper type s , which is correlated with unobserved characteristics of the county. In this example, $Z_{s,i}$ can be the neighborhood counties' population size and income, which is common to all players ($Z_{1,i} = \dots = Z_{S,i}$). Lastly, X_i can include changes in voter ID regulations. Using a linear panel data model, [Gentzkow et al. \(2011\)](#) show that the number of newspapers in the market significantly affects the voter turnout but find no evidence whether it affects the re-election of incumbents. More explicit modeling of the strategic interaction among newspaper companies can be important to capture competition effects on political behavior of the readers.*

3 Geometric Characterization of Equilibrium Regions

As an important step for the analyses of this paper, we formally characterize the regions in the space of the unobservables that predict equilibria of the treatment selection process in the first-stage game. The analytical characterization of the equilibrium regions when there are more than two players ($S > 2$) can generally be complicated ([Ciliberto and Tamer \(2009, p. 1800\)](#)) and has not been fully studied in the literature. Let \mathcal{Z}_s be the support of Z_s . We make the following assumptions on the first-stage nonparametric payoff function for each $s \in \{1, \dots, S\}$.

Assumption SS. *For every $z_s \in \mathcal{Z}_s$, $\nu^s(\mathbf{d}_{-s}, z_s)$ is strictly decreasing in each element of \mathbf{d}_{-s} .*

Assumption SY1. *For every $z_s \in \mathcal{Z}_s$, $\nu^s(\mathbf{d}_{-s}, z_s) = \nu^s(\tilde{\mathbf{d}}_{-s}, z_s)$ for any permutation $\tilde{\mathbf{d}}_{-s}$ of \mathbf{d}_{-s} .*

Assumption SS asserts that the agents' treatment decisions are produced in a game with strategic substitutability. The strictness of the monotonicity is not important for our purpose but convenient in making statements about the regions. Assumption SY1 imposes symmetry (conditional on $Z_s = z_s$) in terms of the way opponents' decisions enter players' payoff functions, which trivially holds in the two-player case and becomes crucial with many players in the characterization by simplifying the regions of multiple equilibria. This assumption is related to the exchangeability assumption in classical entry games (e.g., [Berry \(1992\)](#), [Kline and Tamer \(2012\)](#)), which imposes that the payoff of a player is a function of the number of other entrants, or the anonymity assumption in large games (e.g., [Kalai \(2004\)](#), [Menzel \(2016\)](#)).³ In the language of [Ciliberto and Tamer \(2009\)](#), although SY1 restricts heterogeneity in the *fixed competitive effects* (i.e., how each of other entrants affects one's payoff), the nonseparability between \mathbf{d}_{-s} and z_s in $\nu^s(\mathbf{d}_{-s}, z_s)$ allows for heterogeneity in how each player is affected by other entrants; this heterogeneity is related to the *variable competitive effects*.

³This assumption is imposed as part of a monotonicity assumption (Assumption 3.2) in [Kline and Tamer \(2012\)](#). The "symmetry of payoffs" has a different meaning in their paper.

We begin by introducing some notations for equilibrium profiles. For $k = 1, \dots, S$, let \mathbf{e}_k be an S -vector of all zeros except for the k -th element which is equal to one, and let $\mathbf{e}_0 \equiv (0, \dots, 0)$. For $j = 0, \dots, S$, define $\mathbf{e}^j \equiv \sum_{k=0}^j \mathbf{e}_k$, which is an S -vector where the first j elements are unity and the rest are zero. For a set of positive integers, define a permutation function $\sigma : \{n_1, \dots, n_S\} \rightarrow \{n_1, \dots, n_S\}$, which has to be a one-to-one function. For example,

$$\begin{pmatrix} n_1 & n_2 & n_3 & n_4 & n_5 \\ \sigma(n_1) & \sigma(n_2) & \sigma(n_3) & \sigma(n_4) & \sigma(n_5) \end{pmatrix} = \begin{pmatrix} 1 & 2 & 3 & 4 & 5 \\ 2 & 1 & 5 & 3 & 4 \end{pmatrix}.$$

Let Σ be a set of all possible permutations. Define a set of all possible permutations of $\mathbf{e}^j = (e_1^j, \dots, e_S^j)$ as

$$M_j \equiv \left\{ \mathbf{d}^j : \mathbf{d}^j = (\sigma(e_1^j), \dots, \sigma(e_S^j)) \text{ for } \sigma(\cdot) \in \Sigma \right\} \quad (3.1)$$

for $j = 0, \dots, S$. Note M_j is constructed to be a set of all equilibrium profiles with j treatments selected or j entrants, and it partitions $\mathcal{D} = \bigcup_{j=0}^S M_j$. There are $S!/j!(S-j)!$ distinct \mathbf{d}^j 's in M_j . For example with $S = 3$, $\mathbf{d}^2 \in M_2 = \{(1, 1, 0), (1, 0, 1), (0, 1, 1)\}$ and $\mathbf{d}^0 \in M_0 = \{(0, 0, 0)\}$. Note $\mathbf{d}^0 = \mathbf{e}^0 = (0, \dots, 0)$ and $\mathbf{d}^S = \mathbf{e}^S = (1, \dots, 1)$.

Let $\mathbf{D}(\mathbf{z}) \equiv (D_1(z_1), \dots, D_S(z_S))$ where $\mathbf{z} \equiv (z_1, \dots, z_S)$ and $D_s(z_s)$ is the potential treatment decision had the player s been assigned $Z_s = z_s$. We are interested in characterizing a region R of $\mathbf{U} \equiv (U_1, \dots, U_S)$ in $\mathcal{U} \equiv (0, 1]^S$ that satisfies $\mathbf{U} \in R \Leftrightarrow \mathbf{D}(\mathbf{z}) \in M_j$ for some j . Let $\tilde{\mathbf{e}}^j$ be a $(S-1)$ -vector where the first j elements are unity and the rest are zero for $j = 0, \dots, S-1$. By Assumption SY1, $\nu^s(\tilde{\mathbf{e}}^j, z_s)$ is the only relevant payoff function to define the equilibrium regions. For notational simplicity, let $\nu_j^s(z_s) \equiv \nu_{\tilde{\mathbf{e}}^j}^s(z_s) \equiv \nu^s(\tilde{\mathbf{e}}^j, z_s)$. Now, for each equilibrium profile, we define regions of \mathbf{U} that are Cartesian products in \mathcal{U} :

$$R_{\mathbf{d}^0}(\mathbf{z}) \equiv \prod_{s=1}^S (\nu_0^s(z_s), 1], \quad R_{\mathbf{d}^S}(\mathbf{z}) \equiv \prod_{s=1}^S (0, \nu_{S-1}^s(z_s)]$$

and, given $\mathbf{d}^j = (\sigma(e_1^j), \dots, \sigma(e_S^j))$ for some $\sigma(\cdot) \in \Sigma^4$ and $j = 1, \dots, S-1$,

$$R_{\mathbf{d}^j}(\mathbf{z}) = \left\{ \mathbf{U} : (U_{\sigma(1)}, \dots, U_{\sigma(S)}) \in \left\{ \prod_{s=1}^j (0, \nu_{j-1}^{\sigma(s)}(z_{\sigma(s)})] \right\} \times \left\{ \prod_{s=j+1}^S (\nu_j^{\sigma(s)}(z_{\sigma(s)}), 1] \right\} \right\}. \quad (3.2)$$

For example, for $\sigma(\cdot)$ such that $\mathbf{d}^1 = (\sigma(1), \sigma(0), \sigma(0)) = (0, 1, 0)$,

$$R_{010}(\mathbf{z}) = (\nu_1^1(z_1), 1] \times (0, \nu_0^2(z_2)] \times (\nu_1^3(z_3), 1].$$

Lastly, define the region of all equilibria with j treatments selected or j entrants as

$$\mathbf{R}_j(\mathbf{z}) \equiv \bigcup_{\mathbf{d} \in M_j} R_{\mathbf{d}}(\mathbf{z}). \quad (3.3)$$

⁴Sometime we use the notation \mathbf{d}_{σ}^j to emphasize the permutation function $\sigma(\cdot)$ from which \mathbf{d}^j is generated.

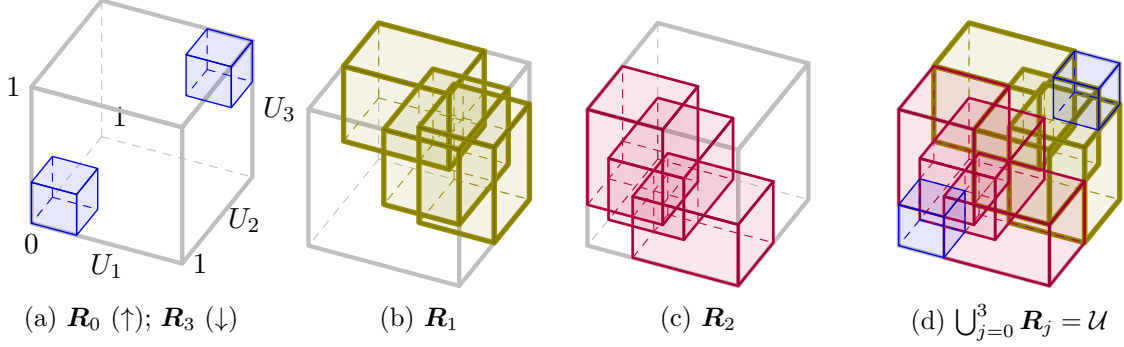


Figure 1: Illustration of equilibrium regions in treatment selection process (Proposition 3.1) for three players ($S = 3$).

In what follows, we establish the geometric properties of these regions.

Definition 3.1. *Sets A and B are neighboring sets when there exists a point in one set whose open ε -ball has nonempty intersection with the other set for any $\varepsilon > 0$.*

Two sets with a nonempty intersection are trivially neighboring sets. Two disjoint sets can possibly be neighboring sets when they share a “border”. Let \mathcal{Z} be the support of $\mathbf{Z} \equiv (Z_1, \dots, Z_S)$.

Proposition 3.1. *Consider the first-stage game (2.2). Under Assumptions SS and SY1, the following holds: For every $\mathbf{z} \in \mathcal{Z}$ (which is suppressed),*

- (i) $\mathbf{R}_j \cap \mathbf{R}_{j'} = \emptyset$ for $j, j' = 0, \dots, S$ with $j \neq j'$;
- (ii) \mathbf{R}_j and \mathbf{R}_{j-1} are neighboring sets for $j = 1, \dots, S$;
- (iii) \mathbf{R}_j and \mathbf{R}_{j-t} are not neighboring sets for $j = t, \dots, S$ and $t \geq 2$;
- (iv) $\bigcup_{j=0}^S \mathbf{R}_j = \mathcal{U}$.

This proposition fully characterizes the equilibrium regions. Figure 1 illustrates the results of Proposition 3.1 for $S = 3$ with $\mathbf{R}_0 = R_{000}$, $\mathbf{R}_1 = R_{100} \cup R_{010} \cup R_{001}$, $\mathbf{R}_2 = R_{110} \cup R_{101} \cup R_{011}$ and $\mathbf{R}_3 = R_{111}$; also see Figures 7 and 8 for illustrations of individual $R_{\mathbf{d}^j}$ ’s and regions of multiple equilibria for this case.

For concreteness, we henceforth discuss Proposition 3.1 in terms of an entry game. By (i) and the fact that M_S and M_0 are singleton, one can conclude that $R_{\mathbf{d}^S}$ and $R_{\mathbf{d}^0}$ are regions of unique equilibrium. For $j = 1, \dots, S - 1$, however, $R_{\mathbf{d}^j} \cap R_{\tilde{\mathbf{d}}^j}$ is not necessarily empty for $\mathbf{d}^j \neq \tilde{\mathbf{d}}^j$. In particular, $R_{\mathbf{d}^j} \cap R_{\tilde{\mathbf{d}}^j}$ are regions of multiple equilibria. By (i), there is no multiple equilibria where one equilibrium has j entrants and another has j' entrants for $j' \neq j$. This is reminiscent of Berry (1992) and Bresnahan and Reiss (1990, 1991) in that the equilibrium is unique in terms of the number of entrants. In other words, $\mathbf{D}(\mathbf{z}) \in M_j$ is uniquely predicted by $\mathbf{U} \in \mathbf{R}_j(\mathbf{z})$. In the present paper, this result is obtained under substantially weaker conditions on the payoff function than those in Berry (1992).

Proposition 3.1(ii)–(iii) assert that regions are neighboring sets when the number of entrants differs by one, but not when the number of entrants differs by more than one. By (i), neighboring sets in (ii) are disjoint neighboring sets. For sets A and B , let $A \sim B$ denote that A and B are neighboring sets. Note that $A \sim B$ implies $B \sim A$ and vice versa. Then

Player s	1	2	3	4	5
Decision d_s^j	1	1	0	1	0
Decision d_s^{j-1}	1	0	0	0	1

Table 1: An example of equilibria that differ by one entrant with $S = 5$ and $j = 3$.

(i)–(iii) immediately imply that \mathbf{R}_j ’s are disjoint regions that lie in \mathcal{U} in a monotonic fashion, where all possible neighboring relationships are expressed as

$$\mathbf{R}_1 \sim \mathbf{R}_2 \sim \dots \sim \mathbf{R}_{S-1} \sim \mathbf{R}_S. \quad (3.4)$$

Proposition 3.1(iv) implies that an equilibrium always exists in a discrete game with strategic substitutes, regardless of the number of players or the shape of the distribution of unobservables. That is, an econometric model for this game is coherent (Tamer (2003); Chesher and Rosen (2012)), which extends the finding with a two-player game in the literature. Proposition 3.1(i) and (iv) imply that \mathbf{R}_j for $j = 1, \dots, S$ partition the entire \mathcal{U} . Note that, reversion (or crossing) of the “border” of the partition does not occur, otherwise it violates (iii).

Proposition 3.1(i)–(iii) can be shown by utilizing the properties of sets defined as Cartesian products (Proposition D.1 in Appendix D) and by observing that the pairs of equilibrium profiles in question obey certain rules. For example for \mathbf{d}^j and \mathbf{d}^{j-1} in (ii), there always exists a player s^* such that $d_{s^*}^j = 1$ and $d_{s^*}^{j-1} = 0$ by contradiction. For all other players, each equilibrium decision must be one of the following four pairs: $(d_s^j, d_s^{j-1}) \in \{(1, 1), (0, 0), (1, 0), (0, 1)\} \forall s \neq s^*$. One possibility of \mathbf{d}^j and \mathbf{d}^{j-1} is where all the four pairs occur (although not necessary) as displayed in the example in Table 1 with $S = 5$, $j = 3$ and $s^* = 2$ (or 4). Now to prove (ii), we show that $R_{\mathbf{d}^j} \sim R_{\mathbf{d}^{j-1}} \forall \mathbf{d}^j \in M_j$ and $\forall \mathbf{d}^{j-1} \in M_{j-1}$. For any Cartesian products $R = \prod_{s=1}^S r_s$ and $Q = \prod_{s=1}^S q_s$, it satisfies that $R \sim Q$ if and only if $r_s \sim q_s \forall s$. But it can be shown that for each of (d_s^j, d_s^{j-1}) pairs above $\forall s$, U_s falls into respective intervals r_s and q_s that satisfy $r_s \sim q_s$. This is formally shown as part of the proof of Proposition 3.1 in Appendix D.

Lastly, we introduce a uniformity assumption that is required in this multi-agent setting.

Assumption M1. For any $z_s, z'_s \in \mathcal{Z}_s$, either $\nu^s(\mathbf{d}_{-s}, z_s) \geq \nu^s(\mathbf{d}_{-s}, z'_s) \forall \mathbf{d}_{-s} \in \mathcal{D}_{-s}$ and $\forall s \in \{1, \dots, S\}$, or $\nu^s(\mathbf{d}_{-s}, z_s) \leq \nu^s(\mathbf{d}_{-s}, z'_s) \forall \mathbf{d}_{-s} \in \mathcal{D}_{-s}$ and $\forall s \in \{1, \dots, S\}$.

The uniformity is across \mathbf{d}_{-s} and s . Note that this assumption is weaker than a conventional monotonicity assumption that $\nu^s(\mathbf{d}_{-s}, z_s)$ is either non-decreasing or non-increasing in z_s for all \mathbf{d}_{-s} and s . Assumption M1 is justifiable especially when z_s is chosen to be of the same kind for all players. For example in an entry game, if z_s is chosen to be each player’s cost shifters, then the payoffs would decrease in their costs for all players.

Now we are ready to state the first main result of this paper. For $j = 0, \dots, S$, define the region of all equilibria with *at most* j entrants as

$$\mathbf{R}^{\leq j}(z) \equiv \bigcup_{k=0}^j \mathbf{R}_k(z).$$

Although this region is hard to express explicitly in general, it has a simple feature that

serves our purpose:

Theorem 3.1. *Under Assumptions SS, SY1 and M1 and for any given $\mathbf{z}, \mathbf{z}' \in \mathcal{Z}$, either*

$$\mathbf{R}^{\leq j}(\mathbf{z}) \subseteq \mathbf{R}^{\leq j}(\mathbf{z}') \quad \forall j, \quad \text{or} \quad \mathbf{R}^{\leq j}(\mathbf{z}) \supseteq \mathbf{R}^{\leq j}(\mathbf{z}') \quad \forall j. \quad (3.5)$$

Theorem 3.1 establishes a generalized version of monotonicity in the treatment selection process. This theorem plays a crucial role in calculating the bounds on the treatment parameters, in showing sharpness of the bounds, and in introducing the LATE. In showing Theorem 3.1, since deriving the explicit expression of $\mathbf{R}^{\leq j}$ can be cumbersome, we infer its form by focusing on the “border” of $\mathbf{R}^{\leq j}$ and using the results of Proposition 3.1; see the proof in Appendix D.⁵

4 Partial Identification of the ATE

4.1 Preliminaries

To characterize the bounds on the treatment parameters, we make the following assumptions. Unless otherwise noted, the assumptions hold for each $s \in \{1, \dots, S\}$.

Assumption IN. $(X, \mathbf{Z}) \perp (\epsilon_d, U) \quad \forall d \in \mathcal{D}$.

Assumption E. *The distribution of (ϵ_d, U) has strictly positive density with respect to (w.r.t.) Lebesgue measure on $\mathbb{R}^{S+1} \quad \forall d \in \mathcal{D}$.*

Assumption EX. *For each $\mathbf{d}_{-s} \in \mathcal{D}_{-s}$, $\nu^s(\mathbf{d}_{-s}, Z_s)|X$ is nondegenerate.*

Assumptions IN, EX and all the analyses below can be understood as conditional on W , the common covariates in X and $\mathbf{Z} = (Z_1, \dots, Z_S)$. Assumption EX is related to the exclusion restriction and the relevance condition of the instruments Z_s .

We now impose two shape restrictions on the outcome function $\theta(\mathbf{d}, x, \epsilon_d)$ via restrictions on

$$\vartheta(\mathbf{d}, x; \mathbf{u}) \equiv E[\theta(\mathbf{d}, x, \epsilon_d)|U = \mathbf{u}]$$

a.e. \mathbf{u} . These restrictions on the conditional mean are weaker than those that are directly imposed on $\theta(\mathbf{d}, x, \epsilon_d)$. Let \mathcal{X} be the support of X .

Assumption M. *For every $x \in \mathcal{X}$, either $\vartheta(1, \mathbf{d}_{-s}, x; \mathbf{u}) \geq \vartheta(0, \mathbf{d}_{-s}, x; \mathbf{u})$ a.e. $\mathbf{u} \quad \forall \mathbf{d}_{-s} \in \mathcal{D}_{-s}$ or $\vartheta(1, \mathbf{d}_{-s}, x; \mathbf{u}) \leq \vartheta(0, \mathbf{d}_{-s}, x; \mathbf{u})$ a.e. $\mathbf{u} \quad \forall \mathbf{d}_{-s} \in \mathcal{D}_{-s}$*

Assumption M holds with, but is not restricted to, a leading case of binary Y with a threshold crossing model that satisfies uniformity:

Assumption M*. *(i) $\theta(\mathbf{d}, x, \epsilon_d) = 1[\mu(\mathbf{d}, x) \geq \epsilon_d]$ where ϵ_d is scalar and $F_{\epsilon_d|U} = F_{\epsilon_{d'}|U}$ for any $\mathbf{d}, \mathbf{d}' \in \mathcal{D}$; (ii) for every $x \in \mathcal{X}$, either $\mu(1, \mathbf{d}_{-s}, x) \geq \mu(0, \mathbf{d}_{-s}, x) \quad \forall \mathbf{d}_{-s} \in \mathcal{D}_{-s}$ or $\mu(1, \mathbf{d}_{-s}, x) \leq \mu(0, \mathbf{d}_{-s}, x) \quad \forall \mathbf{d}_{-s} \in \mathcal{D}_{-s}$.*

⁵Berry (1992) derives the probability of an event that the number of entrants is less than a certain value, which can be written as $\Pr[U \in \mathbf{R}^{\leq j}(\mathbf{z})]$ using our notation. This result is not sufficient for the purpose of our paper.

Assumption M* implies Assumption M. Assumption M can be stated in two parts, corresponding to (i) and (ii) of Assumption M*: (a) for every x and \mathbf{d}_{-s} , either $\vartheta(1, \mathbf{d}_{-s}, x; \mathbf{u}) \geq \vartheta(0, \mathbf{d}_{-s}, x; \mathbf{u})$ a.e. \mathbf{u} , or $\vartheta(1, \mathbf{d}_{-s}, x; \mathbf{u}) \leq \vartheta(0, \mathbf{d}_{-s}, x; \mathbf{u})$ a.e. \mathbf{u} ; (b) for every x , each inequality statement in (a) holds for all \mathbf{d}_{-s} . For an outcome function with a scalar index, $\theta(\mathbf{d}, x, \epsilon_{\mathbf{d}}) = \tilde{\theta}(\mu(\mathbf{d}, x), \epsilon_{\mathbf{d}})$, part (a) is implied by $\epsilon_{\mathbf{d}} = \epsilon_{\mathbf{d}'} = \epsilon$ (or more generally $F_{\epsilon_{\mathbf{d}}|U} = F_{\epsilon_{\mathbf{d}'}}|U$) for any $\mathbf{d}, \mathbf{d}' \in \mathcal{D}$ and $E[\tilde{\theta}(t, \epsilon_{\mathbf{d}})|U = \mathbf{u}]$ being strictly increasing (decreasing) in t a.e. \mathbf{u} .⁶ Functions that satisfy the latter assumption include: strictly monotonic functions such as transformation models $\tilde{\theta}(t, \epsilon) = r(t + \epsilon)$ with $r(\cdot)$ being possibly unknown strictly increasing, or their special case $\tilde{\theta}(t, \epsilon) = t + \epsilon$, allowing continuous dependent variables; and functions that are not strictly monotonic such as models for limited dependent variables, $\tilde{\theta}(t, \epsilon) = 1[t \geq \epsilon]$ or $\tilde{\theta}(t, \epsilon) = 1[t \geq \epsilon](t - \epsilon)$. There can be, however, functions that violate the latter assumption but satisfy part (a). For example, consider a threshold crossing model with a random coefficient: $\theta(\mathbf{d}, x, \epsilon) = 1[\phi(\epsilon)\mathbf{d}\beta^\top \geq x\gamma^\top]$ where $\phi(\epsilon)$ is nondegenerate. When $\beta_s \geq 0$, then $E[\theta(1, \mathbf{d}_{-s}, x, \epsilon) - \theta(0, \mathbf{d}_{-s}, x, \epsilon)|U = \mathbf{u}] = \Pr\left[\frac{x\gamma^\top}{\beta_s + \mathbf{d}_{-s}\beta_{-s}^\top} \leq \phi(\epsilon) \leq \frac{x\gamma^\top}{\mathbf{d}_{-s}\beta_{-s}^\top} | U = \mathbf{u}\right]$ and thus nonnegative a.e. \mathbf{u} , and vice versa. Part (a) also does not impose any monotonicity of θ in $\epsilon_{\mathbf{d}}$ (e.g., $\epsilon_{\mathbf{d}}$ can be a vector).

Part (b) of Assumption M imposes mild uniformity as we deal with more than one treatment. Uniformity is required across different values of \mathbf{d}_{-s} but not across s , which means that different treatments can have different directions of monotonicity. More importantly, knowledge on the direction of the monotonicity is not necessary, unlike Manski (1997) or Manski (2013) where the semi-monotone treatment response is assumed for possible multiple treatments.

Assumption SY. For every $x \in \mathcal{X}$, $\vartheta(\mathbf{d}, x; \mathbf{u}) = \vartheta(\tilde{\mathbf{d}}, x; \mathbf{u})$ a.e. \mathbf{u} for any permutation $\tilde{\mathbf{d}}$ of \mathbf{d} .

For a benchmark analysis, we first maintain this conditional symmetry since it is convenient to simplify the analysis given our incomplete model. This assumption imposes symmetry in the functions as long as the observed characteristics X remain the same. In Section 5, Assumption SY is dropped by assuming the existence of instruments that offset strategic substitutability, and is relaxed by allowing partial symmetry. An assumption related to SY is also found in Manski (2013).

Heuristically, the following is the idea of the bound analysis. For given $\mathbf{d} \in \mathcal{D}$, consider

$$\begin{aligned} E[Y_{\mathbf{d}}|X] &= E[Y_{\mathbf{d}}|\mathbf{Z}, X] = E[Y|\mathbf{D} = \mathbf{d}, \mathbf{Z}, X] \Pr[\mathbf{D} = \mathbf{d}|\mathbf{Z}] \\ &\quad + \sum_{\mathbf{d}' \neq \mathbf{d}} E[Y_{\mathbf{d}}|\mathbf{D} = \mathbf{d}', \mathbf{Z}, X] \Pr[\mathbf{D} = \mathbf{d}'|\mathbf{Z}], \end{aligned} \quad (4.1)$$

where the first equality and $\Pr[\mathbf{D} = \mathbf{d}|\mathbf{Z}, X] = \Pr[\mathbf{D} = \mathbf{d}|\mathbf{Z}]$ in the second equality are by Assumption IN. In this expression, the counterfactual term $E[Y_{\mathbf{d}}|\mathbf{D} = \mathbf{d}', \mathbf{Z}, X]$ can be bounded as long as Y is bounded by a known interval (Manski (1990)) and instruments in \mathbf{Z} that are excluded from the equation for Y can then be used to narrow the bounds. The goal of our analysis is to derive tighter bounds on the ATT's $E[Y_{\mathbf{d}}|\mathbf{D} = \mathbf{d}', \mathbf{Z}, X]$ by fully exploiting

⁶A single-treatment version of the latter assumption appears in Vytlacil and Yildiz (2007) (Assumption A-4), which is weaker than assuming $\tilde{\theta}(t, \epsilon)$ is strictly increasing (decreasing) a.e. ϵ ; see Vytlacil and Yildiz (2007) for related discussions.

the structure of the model under the above assumptions, without necessarily requiring Y to be bounded by a known interval. These bounds then can be used to construct bounds on the ATE.

4.2 Analysis with Binary Y

As a leading case, we first consider model (2.1)–(2.2) with binary Y (consistent with Assumption M*(i)) and no X to illustrate the main idea of our bound analysis. Moreover, with binary Y , sharp bounds on the mean treatment parameters can be obtained in this model of a triangular structure. Consider

$$Y = 1[\mu(\mathbf{D}) \geq \epsilon_{\mathbf{D}}], \quad (4.2)$$

where, again, W is suppressed for succinctness.

We first define quantities that are identified directly from the data. For two realization of \mathbf{z}, \mathbf{z}' of \mathbf{Z} , define

$$\begin{aligned} h(\mathbf{z}, \mathbf{z}') &\equiv E[Y|\mathbf{Z} = \mathbf{z}] - E[Y|\mathbf{Z} = \mathbf{z}'] \\ &= \Pr[Y = 1|\mathbf{Z} = \mathbf{z}] - \Pr[Y = 1|\mathbf{Z} = \mathbf{z}'], \end{aligned} \quad (4.3)$$

which record the change in the distributions of Y as \mathbf{Z} changes. To see this change relative to the change in the distribution of \mathbf{D} , define a *joint propensity score* as $p_M(\mathbf{z}) \equiv \Pr[\mathbf{D} \in M|\mathbf{Z} = \mathbf{z}]$ for $M \subset \mathcal{D}$ and consider

$$p_{M^{\leq j}}(\mathbf{z}) < p_{M^{\leq j}}(\mathbf{z}') \quad \forall j = 0, \dots, S-1, \quad (4.4)$$

where $M^{\leq j} \equiv \bigcup_{k=0}^j M_k$. Under Assumption EX, the existence of \mathbf{z}, \mathbf{z}' that satisfy (4.4) is guaranteed by Theorem 3.1, since $p_{M^{\leq j}}(\mathbf{z}) - p_{M^{\leq j}}(\mathbf{z}') = \Pr[\mathbf{U} \in \mathbf{R}^{\leq j}(\mathbf{z})] - \Pr[\mathbf{U} \in \mathbf{R}^{\leq j}(\mathbf{z}')] by Assumption IN. Let the function $\text{sgn}\{h\}$ take values $-1, 0, 1$ when h is negative, zero and positive, respectively.$

Lemma 4.1. *In model (4.2) and (2.2), suppose Assumptions SS, SY1, M1, IN, E, EX, M* and SY hold, and $h(\mathbf{z}, \mathbf{z}')$ is well-defined. For \mathbf{z}, \mathbf{z}' such that (4.4) holds, it satisfies that*

$$\text{sgn}\{h(\mathbf{z}, \mathbf{z}')\} = \text{sgn}\{\mu(\mathbf{d}^j) - \mu(\mathbf{d}^{j-1})\}$$

for $\mathbf{d}^j \in M_j$ and $\mathbf{d}^{j-1} \in M_{j-1}$ with $j = 1, \dots, S$.

Given the result of this lemma, we recover the signs of $\mu(\mathbf{d}^j) - \mu(\mathbf{d}^{j-1})$, i.e., the direction of monotonicity in Assumption M*(ii). This knowledge is useful to calculate bounds on the unknown conditional mean terms (the ATT's) in (4.1).

To illustrate the proof of this lemma, suppose $S = 2$; a formal proof can be found in Section 4.3 in a more general setting. By Proposition 3.1, $(1, 0)$ and $(0, 1)$ are the values of \mathbf{D} that can be realized as possible multiple equilibria. Given this knowledge, we define

$$\begin{aligned} h_M(\mathbf{z}, \mathbf{z}') &\equiv \Pr[Y = 1, \mathbf{D} \in \{(1, 0), (0, 1)\}|\mathbf{Z} = \mathbf{z}] \\ &\quad - \Pr[Y = 1, \mathbf{D} \in \{(1, 0), (0, 1)\}|\mathbf{Z} = \mathbf{z}'], \end{aligned}$$

and

$$\begin{aligned} h_{11}(\mathbf{z}, \mathbf{z}') &\equiv \Pr[Y = 1, \mathbf{D} = (1, 1) | \mathbf{Z} = \mathbf{z}] - \Pr[Y = 1, \mathbf{D} = (1, 1) | \mathbf{Z} = \mathbf{z}'], \\ h_{00}(\mathbf{z}, \mathbf{z}') &\equiv \Pr[Y = 1, \mathbf{D} = (0, 0) | \mathbf{Z} = \mathbf{z}] - \Pr[Y = 1, \mathbf{D} = (0, 0) | \mathbf{Z} = \mathbf{z}'], \end{aligned}$$

so that $h(\mathbf{z}, \mathbf{z}') = h_{11}(\mathbf{z}, \mathbf{z}') + h_{00}(\mathbf{z}, \mathbf{z}') + h_M(\mathbf{z}, \mathbf{z}')$. Making use of the conditional symmetry assumption (SY), combining $\mathbf{D} = (1, 0)$ and $\mathbf{D} = (0, 1)$ will conveniently manage the multiple equilibria problem. Define

$$\begin{aligned} R_{11}(\mathbf{z}) &\equiv \{\mathbf{U} : U_1 \leq \nu_1^1(z_1), U_2 \leq \nu_1^2(z_2)\}, \\ R_{00}(\mathbf{z}) &\equiv \{\mathbf{U} : U_1 > \nu_0^1(z_1), U_2 > \nu_0^2(z_2)\}, \\ R_{10}(\mathbf{z}) &\equiv \{\mathbf{U} : U_1 \leq \nu_0^1(z_1), U_2 > \nu_1^2(z_2)\}, \\ R_{01}(\mathbf{z}) &\equiv \{\mathbf{U} : U_1 > \nu_1^1(z_1), U_2 \leq \nu_0^2(z_2)\}. \end{aligned}$$

Let $\mu_{\mathbf{d}} \equiv \mu(\mathbf{d})$ for brevity. Given Assumption M*(i), let ϵ be a r.v. such that $F_{\epsilon|U} = F_{\epsilon_{\mathbf{d}}|U}$ for any $\mathbf{d} \in \mathcal{D}$. By Assumption IN,

$$\begin{aligned} h_{11}(\mathbf{z}, \mathbf{z}') + h_{00}(\mathbf{z}, \mathbf{z}') &= \Pr[\epsilon \leq \mu_{11}, \mathbf{U} \in R_{11}(\mathbf{z})] - \Pr[\epsilon \leq \mu_{11}, \mathbf{U} \in R_{11}(\mathbf{z}')] \\ &\quad + \Pr[\epsilon \leq \mu_{00}, \mathbf{U} \in R_{00}(\mathbf{z})] - \Pr[\epsilon \leq \mu_{00}, \mathbf{U} \in R_{00}(\mathbf{z}')], \end{aligned} \quad (4.5)$$

where the equality uses the fact that R_{11} and R_{00} are disjoint and regions of unique equilibrium. By Assumption SY that $\mu_{10} = \mu_{01}$, we have

$$h_M(\mathbf{z}, \mathbf{z}') = \Pr[\epsilon \leq \mu_{10}, \mathbf{U} \in R_{10}(\mathbf{z}) \cup R_{01}(\mathbf{z})] - \Pr[\epsilon \leq \mu_{10}, \mathbf{U} \in R_{10}(\mathbf{z}') \cup R_{01}(\mathbf{z}')]. \quad (4.6)$$

The main insight to obtain the results of Lemma 4.1 is as follows. By (4.3), h captures how $\Pr[Y = 1 | \mathbf{Z} = \mathbf{z}]$ changes in \mathbf{z} . By $h = h_{11} + h_{00} + h_M$ and (4.5)–(4.6), such a change can be translated into shifts in the regions of equilibria while the thresholds of ϵ in each of h_{11} , h_{00} and h_M remain unchanged by the exclusion restriction. Therefore, by inspecting how $\Pr[Y = 1 | \mathbf{Z} = \mathbf{z}]$ changes in \mathbf{z} (i.e., the sign of h) relative to the changes in the equilibrium regions R_{11} and R_{00} (i.e., the signs of h_{11}^D and h_{00}^D), we recover the signs of $\mu_{11} - \mu_{01}$ and $\mu_{10} - \mu_{00}$. In doing so, we use the crucial fact that the changes in the region $R_{10} \cup R_{01}$ are offset with the changes in R_{11} and R_{00} .

To be specific, since $(\mathbf{z}, \mathbf{z}')$ are chosen such that (4.4) holds, it satisfies that $R_{11}(\mathbf{z}) \supset R_{11}(\mathbf{z}')$ and $R_{00}(\mathbf{z}) \subset R_{00}(\mathbf{z}')$ by Theorem 3.1.⁷ Then

$$\Delta_+(\mathbf{z}, \mathbf{z}') \equiv \{R_{10}(\mathbf{z}) \cup R_{01}(\mathbf{z})\} \setminus \{R_{10}(\mathbf{z}') \cup R_{01}(\mathbf{z}')\} = R_{00}(\mathbf{z}') \setminus R_{00}(\mathbf{z}), \quad (4.7)$$

$$\Delta_-(\mathbf{z}, \mathbf{z}') \equiv \{R_{10}(\mathbf{z}') \cup R_{01}(\mathbf{z}')\} \setminus \{R_{10}(\mathbf{z}) \cup R_{01}(\mathbf{z})\} = R_{11}(\mathbf{z}) \setminus R_{11}(\mathbf{z}'), \quad (4.8)$$

because, as \mathbf{z} changes, an inflow of one region is an outflow of a region next to it. This set algebra is illustrated in Figure 2. Then (4.6) becomes

⁷We assume for simplicity that this choice of \mathbf{z} and \mathbf{z}' satisfies $A^* = \emptyset$, where A^* is defined in the proof of a more general case (Lemma 4.2).

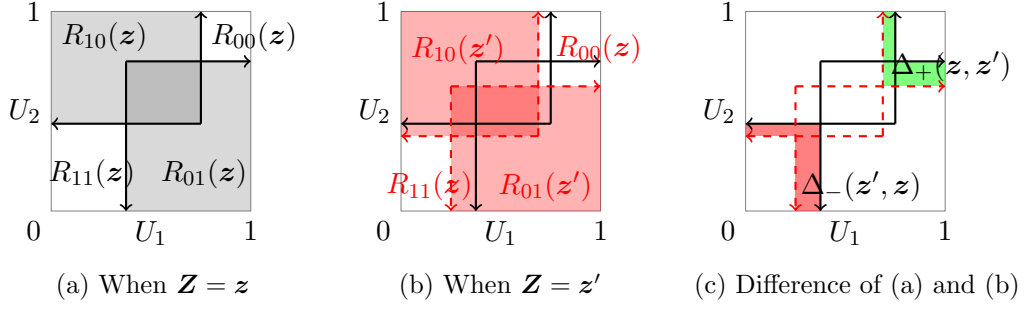


Figure 2: Inflow and outflow at change in \mathbf{Z} in calculating h .

$$h_M(\mathbf{z}, \mathbf{z}') = \Pr[\epsilon \leq \mu_{10}, \mathbf{U} \in \Delta_+(\mathbf{z}, \mathbf{z}')] - \Pr[\epsilon \leq \mu_{10}, \mathbf{U} \in \Delta_-(\mathbf{z}, \mathbf{z}')], \quad (4.9)$$

by the following general rule: for a uniform random vector $\tilde{\mathbf{U}}$ and two sets B and B' contained in $\tilde{\mathcal{U}}$ and for a r.v. ϵ and set $A \subset \mathcal{E}$,

$$\Pr[\epsilon \in A, \tilde{\mathbf{U}} \in B] - \Pr[\epsilon \in A, \tilde{\mathbf{U}} \in B'] = \Pr[\epsilon \in A, \tilde{\mathbf{U}} \in B \setminus B'] - \Pr[\epsilon \in A, \tilde{\mathbf{U}} \in B' \setminus B]. \quad (4.10)$$

Therefore by combining (4.9) with (4.5) applying (4.10) once more, we have

$$\begin{aligned} h(\mathbf{z}, \mathbf{z}') &= \Pr[\epsilon \leq \mu_{11}, \mathbf{U} \in \Delta_-(\mathbf{z}, \mathbf{z}')] - \Pr[\epsilon \leq \mu_{00}, \mathbf{U} \in \Delta_+(\mathbf{z}, \mathbf{z}')] \\ &\quad - \Pr[\epsilon \leq \mu_{10}, \mathbf{U} \in \Delta_-(\mathbf{z}, \mathbf{z}')] + \Pr[\epsilon \leq \mu_{10}, \mathbf{U} \in \Delta_+(\mathbf{z}, \mathbf{z}')]. \end{aligned} \quad (4.11)$$

Now, given Assumption E, Assumption M*(ii) holds with $\mu(1, d_{-s}) > \mu(0, d_{-s})$ for any d_{-s} if and only if

$$h(\mathbf{z}, \mathbf{z}') = \Pr[\mu_{01} \leq \epsilon \leq \mu_{11}, \mathbf{U} \in \Delta_-(\mathbf{z}, \mathbf{z}')] + \Pr[\mu_{00} \leq \epsilon \leq \mu_{10}, \mathbf{U} \in \Delta_+(\mathbf{z}, \mathbf{z}')],$$

which is positive as is the sum of two probabilities. One can analogously show this for other signs and we have the result of Lemma 4.1.⁸ Lastly, to gain efficiency in determining the sign of $h(\mathbf{z}, \mathbf{z}')$ for $\mathbf{z}, \mathbf{z}' \in \mathcal{Z}$, define the integrated version of h as

$$H \equiv E[h(\mathbf{Z}, \mathbf{Z}') \mid p_{M \leq j}(\mathbf{Z}) < p_{M \leq j}(\mathbf{Z}') \ \forall j = 0, \dots, S-1], \quad (4.12)$$

where $h(\mathbf{z}, \mathbf{z}') = 0$ whenever it is not well-defined. Then $\text{sgn}\{H\} = \text{sgn}\{\mu_{11} - \mu_{01}\} = \text{sgn}\{\mu_{10} - \mu_{00}\}$ in this illustration.

Using 4.1, now consider calculating the upper bound on $\Pr[Y_{00} = 1]$. Suppose $H \geq 0$. Then by Lemma 4.1, $\mu_{00} \leq \mu_{10}$, $\mu_{00} \leq \mu_{01}$, and $\mu_{00} \leq \mu_{10} \leq \mu_{11}$. We can then derive the

⁸Note that in deriving the result of the lemma, a player-specific exclusion restriction is not crucial and one may be able to relax it.

upper bound on, e.g., $\Pr[Y_{00} = 1 | \mathbf{D} = (1, 0), \mathbf{Z}]$ as

$$\begin{aligned}\Pr[Y_{00} = 1 | \mathbf{D} = (1, 0), \mathbf{Z} = \mathbf{z}] &= \Pr[\epsilon \leq \mu_{00} | \mathbf{D} = (1, 0), \mathbf{Z} = \mathbf{z}] \\ &\leq \Pr[\epsilon \leq \mu_{10} | \mathbf{D} = (1, 0), \mathbf{Z} = \mathbf{z}] \\ &= \Pr[Y = 1 | \mathbf{D} = (1, 0), \mathbf{Z} = \mathbf{z}],\end{aligned}\tag{4.13}$$

which is smaller than one, the upper bound without the knowledge of the direction. Likewise, using $\mu_{00} \leq \mu_{01}$ and $\mu_{00} \leq \mu_{11}$, we can calculate upper bounds on the other unobserved terms $\Pr[Y_{00} = 1 | \mathbf{D} = \mathbf{d}, \mathbf{Z}]$ for $\mathbf{d} \neq (0, 0)$ analogous to the ones in (4.1). Consequently we have

$$\Pr[Y_{00} = 1] \leq \Pr[Y = 1 | \mathbf{Z} = \mathbf{z}].$$

Likewise, we can derive the lower bounds on $\Pr[Y_{00} = 1]$ when $H \leq 0$.⁹

To be more general, we calculate the bounds on $E[Y_{\mathbf{d}^j}] = \Pr[Y_{\mathbf{d}^j} = 1]$ for given $\mathbf{d}^j \in M_j$ and $j = 0, \dots, S$. We also show that the bounds are sharp. We consider the case $H > 0$; the case $H < 0$ is symmetric and the case $H = 0$ is straightforward. Recall $M^{\leq j} \equiv \bigcup_{k=0}^j M_k$ and let $M^{> j} \equiv \bigcup_{k=j+1}^S M_k = \mathcal{D} \setminus M^{\leq j}$, which are understood to be empty sets for unconforming values of j . Then one can show that $L_{\mathbf{d}^j} \leq \Pr[Y_{\mathbf{d}^j} = 1] \leq U_{\mathbf{d}^j}$ with

$$\begin{aligned}U_{\mathbf{d}^j} &\equiv \inf_{\mathbf{z} \in \mathcal{Z}} \left\{ \Pr[Y = 1, \mathbf{D} \in M_j | \mathbf{Z} = \mathbf{z}] + \sum_{\mathbf{d}' \in M^{> j}} \Pr[Y = 1, \mathbf{D} = \mathbf{d}' | \mathbf{Z} = \mathbf{z}] \right. \\ &\quad \left. + \sum_{\mathbf{d}' \in M^{\leq j-1}} \Pr[\mathbf{D} = \mathbf{d}' | \mathbf{Z} = \mathbf{z}] \right\},\end{aligned}\tag{4.14}$$

$$\begin{aligned}L_{\mathbf{d}^j} &\equiv \sup_{\mathbf{z} \in \mathcal{Z}} \left\{ \Pr[Y = 1, \mathbf{D} \in M_j | \mathbf{Z} = \mathbf{z}] + \sum_{\mathbf{d}' \in M^{\leq j-1}} \Pr[Y = 1, \mathbf{D} = \mathbf{d}' | \mathbf{Z} = \mathbf{z}] \right. \\ &\quad \left. + \sum_{\mathbf{d}' \in M^{> j}} \Pr[\mathbf{D} = \mathbf{d}' | \mathbf{Z} = \mathbf{z}] \right\}.\end{aligned}\tag{4.15}$$

We can simplify these bounds and show that they are sharp under the following assumption.

Assumption C. (i) $\mu_{\mathbf{d}}(\cdot)$ and $\nu_{\mathbf{d}_{-s}}(\cdot)$ are continuous; (ii) \mathcal{Z} is compact.

For $j' = 0, \dots, S-1$, the joint propensity score with $M^{> j'}$ satisfies

$$p_{M^{> j'}}(\mathbf{z}) = \Pr[\mathbf{U} \in \mathcal{U} \setminus \mathbf{R}^{\leq j'}(\mathbf{z})].\tag{4.16}$$

Under Assumption C and by Theorem 3.1, there exist vectors $\bar{\mathbf{z}} \equiv (\bar{z}_1, \dots, \bar{z}_S)$ and $\underline{\mathbf{z}} \equiv (\underline{z}_1, \dots, \underline{z}_S)$ that satisfy

$$p_{M^{> j'}}(\bar{\mathbf{z}}) = \max_{\mathbf{z} \in \mathcal{Z}} p_{M^{> j'}}(\mathbf{z}), \quad p_{M^{> j'}}(\underline{\mathbf{z}}) = \min_{\mathbf{z} \in \mathcal{Z}} p_{M^{> j'}}(\mathbf{z}),\tag{4.17}$$

⁹When $H \geq 0$, the lower bounds on $\Pr[Y_{00} = 1]$ is trivially zero.

$\forall j' = 0, \dots, S-1$.

Theorem 4.1. *Given model (4.2) and (2.2), suppose the assumptions of Lemma 4.1 and Assumption C hold. Also suppose H is well-defined and $H \geq 0$. Then the bounds $U_{\mathbf{d}^j}$ and $L_{\mathbf{d}^j}$ in (4.14) and (4.15) simplify as*

$$\begin{aligned} U_{\mathbf{d}^j} &= \Pr[Y = 1, \mathbf{D} \in M^{>j-1} | \mathbf{Z} = \bar{\mathbf{z}}] + \Pr[\mathbf{D} \in M^{\leq j-1} | \mathbf{Z} = \bar{\mathbf{z}}], \\ L_{\mathbf{d}^j} &= \Pr[Y = 1, \mathbf{D} \in M^{\leq j} | \mathbf{Z} = \underline{\mathbf{z}}] + \Pr[\mathbf{D} \in M^{>j} | \mathbf{Z} = \underline{\mathbf{z}}], \end{aligned}$$

and these bounds and thus the bounds on the ATE are sharp.

In a single treatment model, Shaikh and Vytlacil (2011) use the propensity score as a scalar conditioning variable, which summarizes all the exogenous variation in the selection process and is convenient in simplifying the bounds and proving sharpness. In the context of the current paper, however, this approach is invalid since $\Pr[D_s = 1 | Z_s = z_s, \mathbf{D}_{-s} = \mathbf{d}_{-s}]$ cannot be written in terms of a propensity score of player s as \mathbf{D}_{-s} is endogenous. We instead use the vector \mathbf{Z} as conditioning variables and establish partial ordering for the relevant conditional probabilities (that define the lower and upper bounds) w.r.t. the joint propensity score (4.16). In proving the sharpness of the bounds, Theorem 3.1 plays an important role. Even though \mathbf{D} is a vector that is determined by simultaneous decisions, Theorem 3.1 combined with the partial ordering above establishes “monotonicity” of the event $\mathbf{U} \in \mathbf{R}^j(\mathbf{z})$ (and $\mathbf{U} \in \mathcal{U} \setminus \mathbf{R}^j(\mathbf{z})$) w.r.t. \mathbf{z} .

Bounds when X is present in the model and its variation is additionally exploited will be narrower than the bounds in Theorem 4.1, but showing sharpness of these bounds requires a different approach to expressing bounds. This is discussed in the next section.

4.3 General Analysis

In this section we consider the full model (2.1)–(2.2), in which Y may no longer be binary and the number of players may exceed two. We also exploit additional exogenous variation that is generated from X conditional on \mathbf{Z} . The existence of such variation is motivated by the examples of externalities we discussed. We first introduce a generalized version of the sign matching results (Lemma 4.1). For realizations x of X and \mathbf{z}, \mathbf{z}' of \mathbf{Z} , define

$$h(\mathbf{z}, \mathbf{z}', x) \equiv E[Y | \mathbf{Z} = \mathbf{z}, X = x] - E[Y | \mathbf{Z} = \mathbf{z}', X = x], \quad (4.18)$$

$$\begin{aligned} h_j(\mathbf{z}, \mathbf{z}', x) &\equiv E[Y | \mathbf{D} \in M_j, \mathbf{Z} = \mathbf{z}, X = x] \Pr[\mathbf{D} \in M_j | \mathbf{Z} = \mathbf{z}] \\ &\quad - E[Y | \mathbf{D} \in M_j, \mathbf{Z} = \mathbf{z}', X = x] \Pr[\mathbf{D} \in M_j | \mathbf{Z} = \mathbf{z}']. \end{aligned} \quad (4.19)$$

The introduction of the quantity (4.19) is motivated by Proposition 3.1.¹⁰ Also, since M_j ’s are disjoint, $\sum_{j=0}^S \Pr[\mathbf{D} \in M_j | \mathbf{Z} = \cdot] = 1$ and thus $h(\mathbf{z}, \mathbf{z}', x) = \sum_{j=0}^S h_j(\mathbf{z}, \mathbf{z}', x)$. Let $\mathbf{x} = (x_0, \dots, x_S)$ be an array of (possibly different) realizations of X , i.e., each x_j for $j = 0, \dots, S$ is a realization of X , and define

$$h(\mathbf{z}, \mathbf{z}'; \mathbf{x}) \equiv \sum_{j=0}^S h_j(\mathbf{z}, \mathbf{z}'; x_j).$$

¹⁰Even if $\Pr[\mathbf{D} = \mathbf{d}^j | \mathbf{Z} = \mathbf{z}] \neq \Pr[\mathbf{U} \in R_{\mathbf{d}^j}(\mathbf{z})]$ due to multiple equilibria, it satisfies that $\Pr[\mathbf{D} \in M_j | \mathbf{Z} = \mathbf{z}] = \Pr[\mathbf{U} \in \mathbf{R}_j(\mathbf{z})]$.

Recall $\vartheta(\mathbf{d}, x; \mathbf{u}) \equiv E[\theta(\mathbf{d}, x, \epsilon) | U = \mathbf{u}]$, and for succinctness let $\vartheta_j(x; \mathbf{u}) \equiv \vartheta(\mathbf{e}^j, x; \mathbf{u})$ as \mathbf{e}^j is the only relevant set of treatments under Assumption SY. We state the main lemma of this section.

Lemma 4.2. *In model (2.1)–(2.2), suppose Assumptions SS, SY1, IN, E, EX, M and SY hold, and $h(\mathbf{z}, \mathbf{z}', x)$ and $h(\mathbf{z}, \mathbf{z}'; \mathbf{x})$ are well-defined. For \mathbf{z}, \mathbf{z}' such that (4.4) holds, it satisfies that, for $j = 1, \dots, S$,*

- (i) $\text{sgn}\{h(\mathbf{z}, \mathbf{z}', x)\} = \text{sgn}\{\vartheta_j(x; \mathbf{u}) - \vartheta_{j-1}(x; \mathbf{u})\}$ a.e. \mathbf{u} ;
- (ii) for $\iota \in \{-1, 0, 1\}$, if $\text{sgn}\{h(\mathbf{z}, \mathbf{z}'; \mathbf{x})\} = \text{sgn}\{\vartheta_{k-1}(x_{k-1}; \mathbf{u}) - \vartheta_k(x_k; \mathbf{u})\} = \iota \forall k \neq j$, then $\text{sgn}\{\vartheta_j(x_j; \mathbf{u}) - \vartheta_{j-1}(x_{j-1}; \mathbf{u})\} = \iota$ a.e. \mathbf{u} .

Part (i) parallels Lemma 4.1. To show Lemma 4.2, we track the inflow and outflow in each $\mathbf{R}_j(\mathbf{Z})$ when the value of \mathbf{Z} changes. Specifically, based on Theorem 3.1 we equate the inflow and outflow of \mathbf{R}_j with those of $\mathbf{R}^{\leq j}$'s in calculating (4.19) (and thus $h(\mathbf{z}, \mathbf{z}'; \mathbf{x})$), which can be written as

$$\begin{aligned} h_j(\mathbf{z}, \mathbf{z}', x) &= E[Y | U \in \mathbf{R}_j(\mathbf{z}), \mathbf{Z} = \mathbf{z}, X = x] \Pr[U \in \mathbf{R}_j(\mathbf{z})] \\ &\quad - E[Y | U \in \mathbf{R}_j(\mathbf{z}'), \mathbf{Z} = \mathbf{z}', X = x] \Pr[U \in \mathbf{R}_j(\mathbf{z}')], \end{aligned} \quad (4.20)$$

by Assumption IN. This approach is analogous to the simpler analysis shown in Section 4.2.

For part (i) of Lemma 4.2, suppose that $\vartheta_j(x; \mathbf{u}) - \vartheta_{j-1}(x; \mathbf{u}) > 0$ a.e. $\mathbf{u} \forall j = 1, \dots, S$. Then by (D.7), $h > 0$. Conversely, if $h > 0$ then it should be that $\vartheta_j(x; \mathbf{u}) - \vartheta_{j-1}(x; \mathbf{u}) > 0$ a.e. $\mathbf{u} \forall j = 1, \dots, S$. Suppose not and suppose $\vartheta_j(x; \mathbf{u}) - \vartheta_{j-1}(x; \mathbf{u}) \leq 0$ with positive measure for some j . Then by Assumption M, this implies that $\vartheta_j(x; \mathbf{u}) - \vartheta_{j-1}(x; \mathbf{u}) \leq 0 \forall j$ a.e. \mathbf{u} , and thus $h \leq 0$ which is contradiction. By applying similar arguments for other signs, we have the desired result. The proof for Lemma 4.2(ii) is in Appendix D.

Using Lemma 4.2, note first that the sign of the ATE is identified by Lemma 4.2(i) since $E[Y_{\mathbf{d}} | X = x] = E[\vartheta(\mathbf{d}, x; \mathbf{U})]$. Next, we calculate the bounds on $E[Y_{\mathbf{d}} | X = x]$ with $\mathbf{d} = \mathbf{d}^j$ for a given $\mathbf{d}^j \in M_j$ for some $j = 0, \dots, S$. Consider

$$\begin{aligned} E[Y_{\mathbf{d}^j} | X = x] &= E[Y | \mathbf{D} = \mathbf{d}^j, \mathbf{Z} = \mathbf{z}, X = x] \Pr[\mathbf{D} = \mathbf{d}^j | \mathbf{Z} = \mathbf{z}] \\ &\quad + \sum_{\mathbf{d}' \neq \mathbf{d}^j} E[Y_{\mathbf{d}'} | \mathbf{D} = \mathbf{d}', \mathbf{Z} = \mathbf{z}, X = x] \Pr[\mathbf{D} = \mathbf{d}' | \mathbf{Z} = \mathbf{z}]. \end{aligned} \quad (4.21)$$

Note that for $\mathbf{d}' \in M_j$,

$$E[Y_{\mathbf{d}'} | \mathbf{D} = \mathbf{d}', \mathbf{Z} = \mathbf{z}, X = x] = E[Y | \mathbf{D} = \mathbf{d}', \mathbf{Z} = \mathbf{z}, X = x] \quad (4.22)$$

by Assumption SY. In order to bound $E[Y_{\mathbf{d}^j} | \mathbf{D} = \mathbf{d}^j, \mathbf{Z} = \mathbf{z}, X = x]$ for $\mathbf{d}^j \notin M_j$ in (4.21), we systematically use the results of Lemma 4.2. First, analogous to (4.12), define the integrated version of $h(\mathbf{z}, \mathbf{z}'; \mathbf{x})$ as

$$H(\mathbf{x}) \equiv E[h(\mathbf{Z}, \mathbf{Z}'; \mathbf{x}) | p_{M \leq j}(\mathbf{Z}) < p_{M \leq j}(\mathbf{Z}') \forall j = 0, \dots, S-1],$$

where $h(\mathbf{z}, \mathbf{z}'; \mathbf{x}) = 0$ whenever it is not well-defined. Then define the following sets of two

consecutive elements of \mathbf{x} that satisfy the conditions in Lemma 4.2: for $j = 1, \dots, S$,

$$\begin{aligned}\mathcal{X}_{j,j-1}^0(\iota) &\equiv \{(x_j, x_{j-1}) : \text{sgn}\{H(\mathbf{x})\} = \iota, x_0 = \dots = x_S\}, \\ \mathcal{X}_{j,j-1}^1(\iota) &\equiv \{(x_j, x_{j-1}) : \text{sgn}\{H(\mathbf{x})\} = \iota, (x_k, x_{k-1}) \in \mathcal{X}_{k,k-1}^0(-\iota) \ \forall k \neq j\} \cup \mathcal{X}_{j,j-1}^0(\iota), \\ &\vdots \\ \mathcal{X}_{j,j-1}^t(\iota) &\equiv \{(x_j, x_{j-1}) : \text{sgn}\{H(\mathbf{x})\} = \iota, (x_k, x_{k-1}) \in \mathcal{X}_{k,k-1}^{t-1}(-\iota) \ \forall k \neq j\} \cup \mathcal{X}_{j,j-1}^{t-1}(\iota),\end{aligned}$$

and these sets are understood to be empty whenever $h(\mathbf{z}, \mathbf{z}'; \mathbf{x})$ is not well-defined for any $p_{M \leq j}(\mathbf{z}) < p_{M \leq j}(\mathbf{z}') \ \forall j$. Note that $\mathcal{X}_{j,j-1}^t(\iota) \subset \mathcal{X}_{j,j-1}^{t+1}(\iota)$ for any t . Define $\mathcal{X}_{j,j-1}(\iota) \equiv \lim_{t \rightarrow \infty} \mathcal{X}_{j,j-1}^t(\iota)$.¹¹ Then by Lemma 4.2,

$$\text{if } (x_j, x_{j-1}) \in \mathcal{X}_{j,j-1}(\iota), \text{ then } \text{sgn}\{\vartheta_j(x_j; \mathbf{u}) - \vartheta_{j-1}(x_{j-1}; \mathbf{u})\} = \iota \text{ a.e. } \mathbf{u}. \quad (4.23)$$

Consider $j' < j$ for $E[Y_{\mathbf{d}^j} | \mathbf{D} = \mathbf{d}^{j'}, \mathbf{Z}, X]$ in (4.21). Then, for example, if $(x_k, x_{k-1}) \in \mathcal{X}_{k,k-1}(-1) \cup \mathcal{X}_{k,k-1}(0)$ for $j' + 1 \leq k \leq j$, then $\vartheta_j(x; \mathbf{u}) \leq \vartheta_{j'}(x'; \mathbf{u})$ where $x = x_j$ and $x' = x_{j'}$ by transitively applying (4.23). Therefore

$$\begin{aligned}E[Y_{\mathbf{d}^j} | \mathbf{D} = \mathbf{d}^{j'}, \mathbf{Z} = \mathbf{z}, X = x] &= E[\theta(\mathbf{d}^j, x, \epsilon) | \mathbf{U} \in R_{\mathbf{d}^{j'}}(\mathbf{z}), \mathbf{Z} = \mathbf{z}, X = x] \\ &= \frac{1}{\Pr[\mathbf{U} \in R_{\mathbf{d}^{j'}}(\mathbf{z})]} \int_{R_{\mathbf{d}^{j'}}(\mathbf{z})} \vartheta_j(x; \mathbf{u}) d\mathbf{u} \\ &\leq \frac{1}{\Pr[\mathbf{U} \in R_{\mathbf{d}^{j'}}(\mathbf{z})]} \int_{R_{\mathbf{d}^{j'}}(\mathbf{z})} \vartheta_{j'}(x'; \mathbf{u}) d\mathbf{u} \\ &= E[\theta(\mathbf{d}^{j'}, x', \epsilon) | \mathbf{U} \in R_{\mathbf{d}^{j'}}(\mathbf{z}), \mathbf{Z} = \mathbf{z}, X = x'] \\ &= E[Y | \mathbf{D} = \mathbf{d}^{j'}, \mathbf{Z} = \mathbf{z}, X = x']. \quad (4.24)\end{aligned}$$

Symmetrically, for $j' > j$, if $(x_k, x_{k-1}) \in \mathcal{X}_{k,k-1}(1) \cup \mathcal{X}_{k,k-1}(0)$ for $j + 1 \leq k \leq j'$, then $\vartheta_j(x; \mathbf{u}) \leq \vartheta_{j'}(x'; \mathbf{u})$ where $x = x_j$ and $x' = x_{j'}$. Therefore the same bound as (4.24) is derived. Given these results, to collect all $x' \in \mathcal{X}$ that yield $\vartheta_j(x; \mathbf{u}) \leq \vartheta_{j'}(x'; \mathbf{u})$, we can construct a set

$$\begin{aligned}x' \in &\{x_{j'} : (x_k, x_{k-1}) \in \mathcal{X}_{k,k-1}(-1) \cup \mathcal{X}_{k,k-1}(0) \text{ for } j' + 1 \leq k \leq j, x_j = x\} \\ &\cup \{x_{j'} : (x_k, x_{k-1}) \in \mathcal{X}_{k,k-1}(1) \cup \mathcal{X}_{k,k-1}(0) \text{ for } j + 1 \leq k \leq j', x_j = x\}.\end{aligned}$$

Then we can further shrink the bound in (4.24) by taking the infimum over all x' in this set. The lower bound on $E[Y_{\mathbf{d}^j} | \mathbf{D} = \mathbf{d}^{j'}, \mathbf{Z} = \mathbf{z}, X = x]$ can be constructed by simply choosing the opposite signs in the preceding argument.

In conclusion, for bounds on the ATE $E[Y_{\mathbf{d}^j} | X = x]$, we can introduce the sets $\mathcal{X}_{\mathbf{d}^j}^L(x; \mathbf{d}')$

¹¹In practice, the formula for $\mathcal{X}_{j,j-1}^t$ provides a natural algorithm to construct the set $\mathcal{X}_{j,j-1}$ for the computation of the bounds. The calculation of each $\mathcal{X}_{j,j-1}^t$ is straightforward as it is a search over a two-dimensional space for (x_j, x_{j-1}) once the set $\mathcal{X}_{j,j-1}^{t-1}$ from the previous step is obtained. Practitioners can employ truncation $t \leq T$ for some T and use $\mathcal{X}_{j,j-1}^T$ as an approximation for $\mathcal{X}_{j,j-1}$.

and $\mathcal{X}_{\mathbf{d}^j}^U(x; \mathbf{d}')$ for $\mathbf{d}' \neq \mathbf{d}^j$ as follows: for $\mathbf{d}' \in M_{j'}$ with $j' \neq j$,

$$\begin{aligned} \mathcal{X}_{\mathbf{d}^j}^L(x; \mathbf{d}') &\equiv \{x_{j'} : (x_k, x_{k-1}) \in \mathcal{X}_{k,k-1}(-1) \cup \mathcal{X}_{k,k-1}(0) \text{ for } j' + 1 \leq k \leq j, x_j = x\} \\ &\cup \{x_{j'} : (x_k, x_{k-1}) \in \mathcal{X}_{k,k-1}(1) \cup \mathcal{X}_{k,k-1}(0) \text{ for } j + 1 \leq k \leq j', x_j = x\}, \end{aligned} \quad (4.25)$$

$$\begin{aligned} \mathcal{X}_{\mathbf{d}^j}^U(x; \mathbf{d}') &\equiv \{x_{j'} : (x_k, x_{k-1}) \in \mathcal{X}_{k,k-1}(1) \cup \mathcal{X}_{k,k-1}(0) \text{ for } j' + 1 \leq k \leq j, x_j = x\} \\ &\cup \{x_{j'} : (x_k, x_{k-1}) \in \mathcal{X}_{k,k-1}(-1) \cup \mathcal{X}_{k,k-1}(0) \text{ for } j + 1 \leq k \leq j', x_j = x\}, \end{aligned} \quad (4.26)$$

and for $\mathbf{d}' \in M_j$,

$$\mathcal{X}_{\mathbf{d}^j}^L(x; \mathbf{d}') = \mathcal{X}_{\mathbf{d}^j}^U(x; \mathbf{d}') \equiv \{x\}, \quad (4.27)$$

where the last display is by (4.22). The following theorem summarize our results:

Theorem 4.2. *In model (2.1)–(2.2), suppose the assumptions of Lemma 4.2 hold. Then the sign of the ATE is identified, and the upper and lower bounds on the ASF and ATE with $\mathbf{d}, \tilde{\mathbf{d}} \in \mathcal{D}$ are*

$$L_{\mathbf{d}}(x) \leq E[Y_{\mathbf{d}}|X = x] \leq U_{\mathbf{d}}(x)$$

and

$$L_{\mathbf{d}}(x) - U_{\tilde{\mathbf{d}}}(x) \leq E[Y_{\mathbf{d}} - Y_{\tilde{\mathbf{d}}}|X = x] \leq U_{\mathbf{d}}(x) - L_{\tilde{\mathbf{d}}}(x)$$

where, for given $\mathbf{d}^\dagger \in \mathcal{D}$,

$$\begin{aligned} U_{\mathbf{d}^\dagger}(x) &\equiv \inf_{\mathbf{z} \in \mathcal{Z}} \left\{ E[Y|\mathbf{D} = \mathbf{d}^\dagger, \mathbf{Z} = \mathbf{z}, X = x] \Pr[\mathbf{D} = \mathbf{d}^\dagger|\mathbf{Z} = \mathbf{z}] \right. \\ &\quad \left. + \sum_{\mathbf{d}' \neq \mathbf{d}^\dagger} \inf_{x' \in \mathcal{X}_{\mathbf{d}^\dagger}^U(x; \mathbf{d}')} E[Y|\mathbf{D} = \mathbf{d}', \mathbf{Z} = \mathbf{z}, X = x'] \Pr[\mathbf{D} = \mathbf{d}'|\mathbf{Z} = \mathbf{z}] \right\}, \\ L_{\mathbf{d}^\dagger}(x) &\equiv \sup_{\mathbf{z} \in \mathcal{Z}} \left\{ E[Y|\mathbf{D} = \mathbf{d}^\dagger, \mathbf{Z} = \mathbf{z}, X = x] \Pr[\mathbf{D} = \mathbf{d}^\dagger|\mathbf{Z} = \mathbf{z}] \right. \\ &\quad \left. + \sum_{\mathbf{d}' \neq \mathbf{d}^\dagger} \sup_{x' \in \mathcal{X}_{\mathbf{d}^\dagger}^L(x; \mathbf{d}')} E[Y|\mathbf{D} = \mathbf{d}', \mathbf{Z} = \mathbf{z}, X = x'] \Pr[\mathbf{D} = \mathbf{d}'|\mathbf{Z} = \mathbf{z}] \right\}. \end{aligned}$$

When the variation in \mathbf{Z} is only used in deriving the bounds, $\mathcal{X}_{k,k-1}(\iota)$ should simply reduce down to $\mathcal{X}_{k,k-1}^0(\iota)$ in the definition of $\mathcal{X}_{\mathbf{d}^j}^L(x; \mathbf{d}')$ and $\mathcal{X}_{\mathbf{d}^j}^U(x; \mathbf{d}')$. When Y is binary with no X , such bounds are equivalent to (4.14) and (4.15). The variation in X given \mathbf{Z} yields substantially narrower bounds than the sharp bounds established in Theorem 4.1 under Assumption C. The resulting bounds, however, are not automatically implied to be sharp from Theorem 4.1, since they are based on a different DGP and the additional exclusion restriction.

Remark 4.1. *Maintaining that Y is binary, sharp bounds on the ATE with variation in X can be derived assuming that the signs of $\vartheta(\mathbf{d}, x; \mathbf{u}) - \vartheta(\mathbf{d}', x'; \mathbf{u})$ are identified for $\mathbf{d}, \mathbf{d}' \in \mathcal{D}$*

and $x, x' \in \mathcal{X}$ via Lemma 4.2. To see this, define

$$\begin{aligned}\tilde{\mathcal{X}}_{\mathbf{d}}^U(x; \mathbf{d}') &\equiv \{x' : \vartheta(\mathbf{d}, x; \mathbf{u}) - \vartheta(\mathbf{d}', x'; \mathbf{u}) \leq 0 \text{ a.e. } \mathbf{u}\}, \\ \tilde{\mathcal{X}}_{\mathbf{d}}^L(x; \mathbf{d}') &\equiv \{x' : \vartheta(\mathbf{d}, x; \mathbf{u}) - \vartheta(\mathbf{d}', x'; \mathbf{u}) \geq 0 \text{ a.e. } \mathbf{u}\},\end{aligned}$$

which are identified by assumption. Then by replacing $\mathcal{X}_{\mathbf{d}}^i(x; \mathbf{d}')$ with $\tilde{\mathcal{X}}_{\mathbf{d}}^i(x; \mathbf{d}')$ (for $i \in \{U, L\}$) in Theorem 4.2, we may be able to show that the resulting bounds are sharp. Since Lemma 4.2 implies that $\mathcal{X}_{\mathbf{d}}^i(x; \mathbf{d}') \subset \tilde{\mathcal{X}}_{\mathbf{d}}^i(x; \mathbf{d}')$ but not necessarily $\mathcal{X}_{\mathbf{d}}^i(x; \mathbf{d}') \supset \tilde{\mathcal{X}}_{\mathbf{d}}^i(x; \mathbf{d}')$, these modified bounds and the original bounds in Theorem 4.2 do not coincide. This contrasts with the result of Shaikh and Vytlacil (2011) for a single-treatment model, and the complication lies in the fact that we deal with an incomplete model with a vector treatment. When there is no X , Lemma 4.2(i) establishes equivalence between the two signs, and thus $\mathcal{X}_{\mathbf{d}}^i(x; \mathbf{d}') = \tilde{\mathcal{X}}_{\mathbf{d}}^i(x; \mathbf{d}')$ for $i \in \{U, L\}$, which results in Theorem 4.1. Relatedly, we can also exploit variation in W , namely variables that are common to both X and \mathbf{Z} (with or without exploiting excluded variation of X). This is related to the analysis of Chiburis (2010) and Mourifié (2015) in a single-treatment setting. One caveat of this approach is that, similar to these papers, we need an additional assumption that $W \perp (\epsilon, U)$.

Remark 4.2. When X does not have enough variation, an assumption that $Y \in [\underline{Y}, \bar{Y}]$ with known endpoints can be introduced to calculate the bounds. To see this, suppose we do not use the variation in X and suppose $H(x) \geq 0$. Then $\vartheta_k(x; \mathbf{u}) \geq \vartheta_{k-1}(x; \mathbf{u}) \forall k = 1, \dots, S$ by Lemma 4.2(i) and by transitivity, $\vartheta_{j'} \geq \vartheta_j$ for any $j' > j$. Therefore, we have

$$\begin{aligned}E[Y_{\mathbf{d}} | X = x] &\leq \sum_{\mathbf{d} \in M_j} E[Y | \mathbf{D} = \mathbf{d}, \mathbf{Z}, X = x] \Pr[\mathbf{D} = \mathbf{d} | \mathbf{Z}] \\ &+ \sum_{\mathbf{d}' \in M_{j'} : j' > j} E[Y | \mathbf{D} = \mathbf{d}', \mathbf{Z}, X = x] \Pr[\mathbf{D} = \mathbf{d}' | \mathbf{Z}] \\ &+ \sum_{\mathbf{d}' \in M_{j'} : j' < j} E[Y_{\mathbf{d}'} | \mathbf{D} = \mathbf{d}', \mathbf{Z}, X = x] \Pr[\mathbf{D} = \mathbf{d}' | \mathbf{Z}].\end{aligned}\quad (4.28)$$

Without using variation in X , we can bound the last term in (4.28) by $Y \in [\underline{Y}, \bar{Y}]$. This is done in Section 4.2 with $\theta(\mathbf{d}, x, \epsilon) = 1[\mu_{\mathbf{d}} \geq \epsilon]$ and $\vartheta_j(x; \mathbf{u}) = F_{\epsilon|U}(\mu_{\epsilon^j} | \mathbf{u})$. Another example would be when $Y \in [0, 1]$ as in Example 2.

Remark 4.3. It may be possible to point identify the ATE by extending the result of Theorem 4.2 using X with larger support. For example, Lemma 4.2 enables us to find x' such that $\vartheta_j(x; \mathbf{u}) = \vartheta_{j'}(x'; \mathbf{u})$ ($j \neq j'$), from which we can point identify the ATT:

$$\begin{aligned}E[Y_{\mathbf{d}} | \mathbf{D} = \mathbf{d}^{j'}, \mathbf{Z} = \mathbf{z}, X = x] &= \frac{1}{\Pr[U \in R_{\mathbf{d}^{j'}}(\mathbf{z})]} \int_{R_{\mathbf{d}^{j'}}(\mathbf{z})} \vartheta_j(x; \mathbf{u}) d\mathbf{u} \\ &= \frac{1}{\Pr[U \in R_{\mathbf{d}^{j'}}(\mathbf{z})]} \int_{R_{\mathbf{d}^{j'}}(\mathbf{z})} \vartheta_{j'}(x'; \mathbf{u}) d\mathbf{u} \\ &= E[Y | \mathbf{D} = \mathbf{d}^{j'}, \mathbf{Z} = \mathbf{z}, X = x'].\end{aligned}$$

The existence of such x' requires sufficient variation of X conditional on \mathbf{Z} , which is rem-

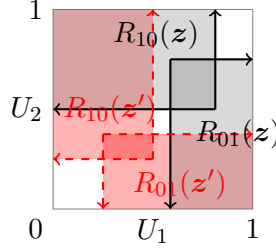


Figure 3: Illustration of Assumptions ASY and ASY*.

iniscient of [Vytlacil and Yildiz \(2007\)](#). This approach is alternative to the use of the large variation of \mathbf{Z} for point identification, which is discussed in [Section 6.3](#) below.

5 Relaxing Symmetry

We propose two different ways to relax the conditional symmetry assumption in the outcome function (Assumption SY) introduced in the preceding section.

5.1 Compensation of Strategic Substitutability

Assumption SY can be dropped when there exists variation in \mathbf{Z} that offsets the effect of strategic substitutability. With such variation, we show that regions of multiple equilibria are not involved in calculating $h(\mathbf{z}, \mathbf{z}'; x)$ and thus Assumption SY is no longer required in the bound analysis of the ATE.

Assumption ASY. For $j = 1, \dots, S - 1$, there exist $\mathbf{z}, \mathbf{z}' \in \mathcal{Z}$ such that $\nu_{j-1}^s(\mathbf{z}') \leq \nu_j^s(\mathbf{z}_s) \forall s$.

Assumption ASY states that there exists variation in \mathbf{Z} that offsets the effect of strategic substitutability (Assumption SS), which can be stated as $\nu_{j-1}^s(\mathbf{z}_s) > \nu_j^s(\mathbf{z}_s)$. For example in an entry game with Z_s being cost shifters, Assumption ASY may hold with $z'_s > z_s \forall s$. In this example, all players may become less profitable with an increase in cost from government regulation, while for one player it becomes unprofitable to enter and that player's absence from the market does not help overturn the decrease on the other firms' profits. Assumption ASY is illustrated in [Figure 3](#) with $\nu_0^s(\mathbf{z}'_s) < \nu_1^s(\mathbf{z}_s)$ for $s = 1, 2$. Assumption ASY has a simple testable sufficient condition provided that the unobservables in the payoffs are mutually independent.

Assumption ASY*. There exist $\mathbf{z}, \mathbf{z}' \in \mathcal{Z}$ such that

$$\Pr[\mathbf{D} = (0, \dots, 0) | \mathbf{Z} = \mathbf{z}] + \Pr[\mathbf{D} = (1, \dots, 1) | \mathbf{Z} = \mathbf{z}'] > 1. \quad (5.1)$$

Lemma 5.1. When $U_s \perp U_t$ for all $s \neq t$, Assumption ASY* implies Assumption ASY.

The mutual independence of U_s 's (conditional on W) is useful in inferring the relationship between players' interaction and instruments from the observed decisions of players. The intuition for the sufficiency of Assumption ASY2 is as follows. As long as there is no

dependence in unobserved types, (5.1) dictates that the variation of \mathbf{Z} is large enough to offset strategic substitutability, because otherwise the payoffs of players cannot move in the same direction, thus not resulting in the same decisions.¹²

Under Assumption ASY, we can apply an analogous strategy as in the symmetric case in Section 4 to determine the direction of monotonicity and ultimately calculate the bounds on the ATE. For example, the following lemma replaces Lemma 4.2(i):

Lemma 5.2. *In model (2.1)–(2.2), suppose Assumptions SS, SY1, M1, IN, E, EX and M hold, and $h(\mathbf{z}, \mathbf{z}', x)$ is well-defined. For \mathbf{z}, \mathbf{z}' such that Assumption ASY and (4.4) hold, it satisfies that*

$$\text{sgn}\{h(\mathbf{z}, \mathbf{z}', x)\} = \text{sgn}\{\vartheta(1, \mathbf{d}_{-s}, x; \mathbf{u}) - \vartheta(0, \mathbf{d}_{-s}, x; \mathbf{u})\}$$

a.e. $\mathbf{u} \forall \mathbf{d}_{-s} \in \mathcal{D}_{-s}$ and $\forall s = 1, \dots, S$.

Lemma 4.2(ii) can be similarly modified. When Assumption ASY holds, it can be shown that

$$R_{\mathbf{d}^j}^*(\mathbf{z}) \cap R_{\tilde{\mathbf{d}}^j}^*(\mathbf{z}') = R_{\mathbf{d}^j}^*(\mathbf{z}') \cap R_{\tilde{\mathbf{d}}^j}^*(\mathbf{z}) = \emptyset \quad (5.2)$$

for $\mathbf{d}^j \neq \tilde{\mathbf{d}}^j$, where $R_{\mathbf{d}}^*(\cdot)$ is the region that predicts $\mathbf{D} = \mathbf{d}$.¹³ This is shown as part of the proof of the above lemma. The result in (5.2) liberates us from concerning about the regions of multiple equilibria and about a possible change in equilibrium selection from the change in \mathbf{Z} . Therefore, we can separately consider each \mathbf{d}^j when calculating $h(\mathbf{z}, \mathbf{z}', x)$.

Remark 5.1. *The condition (5.2) is related to stability in the equilibrium selection mechanism from a change in \mathbf{Z} : For $j = 1, \dots, S-1$, there exist $\mathbf{z}, \mathbf{z}' \in \mathcal{Z}$ such that the region that predicts $\mathbf{D} = \mathbf{d}^j$ is invariant for $\mathbf{Z} \in \{\mathbf{z}, \mathbf{z}'\}$ within $\mathbf{R}_j(\mathbf{z}) \cap \mathbf{R}_j(\mathbf{z}') \forall \mathbf{d}^j \in M_j$. In fact, this condition is equivalent to (5.2) and trivially holds when \mathbf{Z} varies sufficiently enough that the regions of multiple equilibria do not intersect with each other. This occurs when Assumption ASY holds.*

5.2 Partial Symmetry: Interaction Within Groups

In some cases, strategic interaction may occur within groups of players (i.e., treatments). In the airline example, it may be the case that larger airlines interact with one another as a group, so do smaller airlines as a different group, but there may be no interaction across the groups.¹⁴ In general for K groups of players/treatments, we consider, with player index $s = 1, \dots, S_g$ and group index $g = 1, \dots, G$,

$$Y = \theta(\mathbf{D}^1, \dots, \mathbf{D}^G, X, \epsilon_{\mathbf{D}}), \quad (5.3)$$

$$D_s^g = 1 [\nu^{s,g}(\mathbf{D}_{-s}^g, Z_s^g) \geq U_s^g], \quad (5.4)$$

¹²The requirement of \mathbf{Z} variation in (5.1) is significantly weaker than the large support assumption invoked for an identification at infinity argument (Assumption EX* below).

¹³Unlike $R_{\mathbf{d}}(\mathbf{z})$ which is purely determined by the payoffs $\nu_{\mathbf{d}_{-s}}^s(z_s)$, $R_{\mathbf{d}}^*(\mathbf{z})$ is unknown to the econometrician even if all the players' payoffs had been known, since the equilibrium selection rule is unknown.

¹⁴We can also easily extend the model so that smaller airlines take larger airlines' entry decisions as given and play their own entry game, which may be more reasonable to assume.

where each $\mathbf{D}^g \equiv (D_1^g, \dots, D_{S_k}^g)$ is the treatment vector of group g and $\mathbf{D} \equiv (\mathbf{D}^1, \dots, \mathbf{D}^G)$. This model generalizes the model (2.1)–(2.2). It can also be seen as a special case of exogenously endowing an incomplete undirected network structure, where players interact with one another within each of complete sub-networks. In this model, each group can differ in the number (S_g) and identity of players (under which the entry decision is denoted by D_s^g). Also, the unobservables $\mathbf{U}^g \equiv (U_1^g, \dots, U_{S_g}^g)$ can be arbitrarily correlated across groups, in addition to the fact that U_s^g 's can be correlated within group g and $\mathbf{U} \equiv (\mathbf{U}^1, \dots, \mathbf{U}^G)$ can be correlated with $\epsilon_{\mathbf{D}}$. This partly relaxes the independence assumption across markets, which is frequently imposed in the entry game literature.

To calculate the bounds on the ATE $E[Y_{\mathbf{d}} - Y_{\mathbf{d}'} | X = x]$ we apply the results in Theorem 4.2, by adapting those assumptions to the current extension. We modify Assumption SY so that (the conditional mean of) the outcome function is symmetric within each group but not across groups. This in turn can be seen as relaxation of Assumption SY. Let $\mathbf{D}^{-g} \equiv (\mathbf{D}^1, \dots, \mathbf{D}^{g-1}, \mathbf{D}^{g+1}, \dots, \mathbf{D}^G)$ and its realization be \mathbf{d}^{-g} . Then the assumption is stated as follows.

Assumption SY*. For $g = 1, \dots, G$ and every $x \in \mathcal{X}$, $\vartheta(\mathbf{d}^g, \mathbf{d}^{-g}, x; \mathbf{u}) = \vartheta(\tilde{\mathbf{d}}^g, \mathbf{d}^{-g}, x; \mathbf{u})$ a.e. \mathbf{u} for any permutation $\tilde{\mathbf{d}}^g$ of \mathbf{d}^g .

Under this *partial conditional symmetry* assumption, the bound on the ASF can be calculated by iteratively applying the previous results to each group.¹⁵ Assumptions SS, SY1, EX and M can be modified so that they hold for treatments with within-group interaction. In particular, Assumption EX can be modified as follows: for each $\mathbf{d}_{-s}^g \in \mathcal{D}_{-s}^g$, $\nu^{s,g}(\mathbf{d}_{-s}^g, Z_s^g) | X, \mathbf{Z}^{-g}$ is nondegenerate, where $\mathbf{Z} \equiv (\mathbf{Z}^g, \mathbf{Z}^{-g})$. That is, there must be group-specific instruments that are excluded from other groups.¹⁶

We briefly show how to modify the previous bound analysis with binary Y and no X for simplicity. Analogous to the previous notation, let M_j^g be the set of equilibria with j entrants in group g and let $M^{g, \leq j} \equiv \bigcup_{k=0}^j M_k^g$. Suppose $G = 2$, and $\mathbf{d}^1 \in \{0, 1\}^{S_1}$ and $\mathbf{d}^2 \in \{0, 1\}^{S_2}$. Consider the ASF $E[Y_{\mathbf{d}}] = E[Y_{\mathbf{d}^1, \mathbf{d}^2}]$ with $\mathbf{d}^1 \in M_{j-1}^1$ and $\mathbf{d}^2 \in M_{k-1}^2$ for some $j = 1, \dots, S_1$ and $k = 1, \dots, S_2$. To calculate its bounds, we can bound $E[Y_{\mathbf{d}} | \mathbf{D} = \mathbf{d}', \mathbf{Z}]$ in (4.1) for $\tilde{\mathbf{d}} \neq \mathbf{d}$ by sequentially applying the analysis of Section 4 in each group. First, consider $\tilde{\mathbf{d}} = (\tilde{\mathbf{d}}^1, \mathbf{d}^2)$ with $\tilde{\mathbf{d}}^1 \in M_j^1$. We apply Lemma 4.2 for the \mathbf{D}^1 portion after holding $\mathbf{D}^2 = \mathbf{d}^2$. Suppose

$$\begin{aligned} \Pr[Y = 1 | \mathbf{D}^2 = \mathbf{d}^2, \mathbf{Z}^1 = \mathbf{z}^1, \mathbf{Z}^2 = \mathbf{z}^2] - \Pr[Y = 1 | \mathbf{D}^2 = \mathbf{d}^2, \mathbf{Z}^1 = \mathbf{z}^{1'}, \mathbf{Z}^2 = \mathbf{z}^2] &\geq 0, \\ \Pr[\mathbf{D}^1 \in M^{1, > j-1} | \mathbf{Z}^1 = \mathbf{z}^1] - \Pr[\mathbf{D}^1 \in M^{1, > j-1} | \mathbf{Z}^1 = \mathbf{z}^{1'}] &> 0, \end{aligned}$$

then we have $\mu_{\tilde{\mathbf{d}}^1, \mathbf{d}^2} \geq \mu_{\mathbf{d}^1, \mathbf{d}^2}$. The proof of Lemma 4.2 can be adapted by holding $\mathbf{D}^2 = \mathbf{d}^2$ in this case, because there is no strategic interaction across groups and therefore the multiple equilibria problem only occurs within each group. Note that this strategy still allows for dependence between \mathbf{D}^1 and \mathbf{D}^2 even after conditioning on \mathbf{Z} due to dependence between

¹⁵This assumption can be further relaxed by adapting Assumption ASY in the framework of this section.

¹⁶We maintain Assumption R in the current setting since the assumption is equivalent to assuming a rank invariance within each group, i.e., $\epsilon_{\mathbf{d}^g, \mathbf{d}^{-g}} = \epsilon_{\tilde{\mathbf{d}}^g, \mathbf{d}^{-g}} \forall \mathbf{d}^g, \tilde{\mathbf{d}}^g \in \{0, 1\}^{S_g}$ and $g = 1, \dots, G$.

U^1 and U^2 . Then,

$$\begin{aligned}\Pr[Y_{\mathbf{d}^1, \mathbf{d}^2} = 1 | \mathbf{D} = (\tilde{\mathbf{d}}^1, \mathbf{d}^2), \mathbf{Z} = \mathbf{z}] &= \Pr[\epsilon \leq \mu_{\mathbf{d}^1, \mathbf{d}^2} | \mathbf{D} = (\tilde{\mathbf{d}}^1, \mathbf{d}^2), \mathbf{Z} = \mathbf{z}] \\ &\leq \Pr[\epsilon \leq \mu_{\tilde{\mathbf{d}}^1, \mathbf{d}^2} | \mathbf{D} = (\tilde{\mathbf{d}}^1, \mathbf{d}^2), \mathbf{Z} = \mathbf{z}] \\ &= \Pr[Y = 1 | \mathbf{D} = (\tilde{\mathbf{d}}^1, \mathbf{d}^2), \mathbf{Z} = \mathbf{z}].\end{aligned}\tag{5.5}$$

Next, consider $\mathbf{d} = (\mathbf{d}^1, \mathbf{d}^2)$ and $\tilde{\mathbf{d}} = (\tilde{\mathbf{d}}^1, \tilde{\mathbf{d}}^2)$ with $\tilde{\mathbf{d}}^2 \in M_k^2$ and the other elements as previously determined. Then, by applying Lemma 4.2 this time for \mathbf{D}^2 after holding $\mathbf{D}^1 = \tilde{\mathbf{d}}^1$, we have $\mu_{\tilde{\mathbf{d}}^1, \tilde{\mathbf{d}}^2} \geq \mu_{\tilde{\mathbf{d}}^1, \mathbf{d}^2}$ by supposing

$$\begin{aligned}\Pr[Y = 1 | \mathbf{D}^1 = \tilde{\mathbf{d}}^1, \mathbf{Z}^1 = \mathbf{z}^1, \mathbf{Z}^2 = \mathbf{z}^2] - \Pr[Y = 1 | \mathbf{D}^1 = \tilde{\mathbf{d}}^1, \mathbf{Z}^1 = \mathbf{z}^1, \mathbf{Z}^2 = \mathbf{z}^{2'}] &\geq 0, \\ \Pr[\mathbf{D}^2 \in M^{2, > j-1} | \mathbf{Z}^2 = \mathbf{z}^2] - \Pr[\mathbf{D}^2 \in M^{2, > j-1} | \mathbf{Z}^2 = \mathbf{z}^{2'}] &> 0.\end{aligned}$$

Then,

$$\begin{aligned}\Pr[Y_{\mathbf{d}^1, \mathbf{d}^2} = 1 | \mathbf{D} = (\tilde{\mathbf{d}}^1, \tilde{\mathbf{d}}^2), \mathbf{Z} = \mathbf{z}] &\leq \Pr[\epsilon \leq \mu_{\tilde{\mathbf{d}}^1, \mathbf{d}^2} | \mathbf{D} = (\tilde{\mathbf{d}}^1, \tilde{\mathbf{d}}^2), \mathbf{Z} = \mathbf{z}] \\ &\leq \Pr[\epsilon \leq \mu_{\tilde{\mathbf{d}}^1, \tilde{\mathbf{d}}^2} | \mathbf{D} = (\tilde{\mathbf{d}}^1, \tilde{\mathbf{d}}^2), \mathbf{Z} = \mathbf{z}] \\ &= \Pr[Y = 1 | \mathbf{D} = (\tilde{\mathbf{d}}^1, \tilde{\mathbf{d}}^2), \mathbf{Z} = \mathbf{z}],\end{aligned}\tag{5.6}$$

where the first inequality is by (5.5). Note that in deriving the upper bound in (5.6), it is important that at least the two groups share the same signs of within-group h 's and h^D 's. This is clearly a weaker requirement than imposing Assumption SY.

6 Discussions

6.1 Player-Specific Outcomes

So far, we considered a scalar Y that may represent an outcome common to all players in a given market or a geographical region. The outcome, however, can also be an outcome that is specific to each player. In this regard, consider a vector of outcomes $\mathbf{Y} = (Y_1, \dots, Y_S)$ where each element Y_s is a player-specific outcome. An interesting example of this setting may be where \mathbf{Y} is also an equilibrium outcome from strategic interaction not only through \mathbf{D} but also through itself. In this case, it would become important to have a vector of unobservables even after assuming e.g., rank invariance, since we may want to include $\boldsymbol{\epsilon}_{\mathbf{D}} = (\epsilon_{1, \mathbf{D}}, \dots, \epsilon_{S, \mathbf{D}})$, where $\epsilon_{s, \mathbf{D}}$ is an unobservable directly affecting Y_s .¹⁷ We may also want to include a vector of observables of all players $\mathbf{X} = (X_1, \dots, X_S)$, where X_s directly affects Y_s . Then, interaction among Y_s can be modeled via a reduced-form representation:

$$Y_s = \theta_s(\mathbf{D}, \mathbf{X}, \boldsymbol{\epsilon}_{\mathbf{D}}), \quad s \in \{1, \dots, S\}.$$

In the entry example, the first-stage scalar unobservable U_s may represent each firm's unobserved fixed cost (while Z_s captures observed fixed cost). The vector of unobservables in the player-specific outcome equation represents multiple shocks, such as the player's demand and

¹⁷In this case, Assumption R should be imposed on $\epsilon_{s, \mathbf{D}}$ for each s .

variable cost shocks, and other firms' variable cost and demand shocks. Unlike in a linear model, it would be hard to argue that these errors are all aggregated as a scalar variable in this nonlinear outcome model, since it is not known in which fashion they enter the equation.

6.2 Relation to Manski's Work

Manski (2013) introduces a framework for social interaction where responses (i.e., outcomes) of agents are dependent on one another through their treatments. The framework relaxes the stable unit treatment value assumption (SUTVA) by allowing interaction across the units. Our framework is similar to Manski (2013) in that we also allow interaction among outcomes of players through their treatments, as we discuss in Section 6.1. The difference is that we consider interaction across treatment/player unit s , whereas he considers interaction across observational unit i . Furthermore, we explicitly model the selection process of how treatments are determined simultaneously through players' strategic interaction. His model, following his earlier work (Manski (1997) and Manski and Pepper (2000)), stays silent about this process. Despite the difference, the two settings share a similar spirit in departing from the SUTVA. The shape restrictions we impose are related to the assumptions of Manski (2013) for the treatment response, which we compare here. First of all, Assumption SY appears in Manski as an anonymity assumption. Also, we find that Assumptions SY and SY* are related to the constant TR (CTR) assumption in Manski, although he assumes anonymity separate from this assumption. The CTR assumption states that, with $\mathbf{d} = (d_i)_{i=1}^N$,

$$c(\mathbf{d}) = c(\mathbf{d}') \implies Y_{\mathbf{d}} = Y_{\mathbf{d}}.$$

As noted in Manski, $c(\mathbf{d})$ is an *effective treatment* in that, as long as $c(\mathbf{d})$ stays constant, the response does not change. SY and SY* can be restated using this concept with a suitable choice of $c(\mathbf{d})$: with $\mathbf{d} = (d_s)_{s=1}^S$,

$$c(\mathbf{d}) = c(\mathbf{d}') \implies E[Y_{\mathbf{d}}|X = x, \mathbf{U} = \mathbf{u}] = E[Y_{\mathbf{d}'}|X = x, \mathbf{U} = \mathbf{u}] \quad (6.1)$$

for given $x \in \mathcal{X}$ and a.e. \mathbf{u} , where $c(\mathbf{d})$ is chosen such that *the game for treatment decisions has a unique equilibrium in terms of $c(\mathbf{d})$* . The conditional symmetry assumption (Assumption SY) can be seen as one example of this, where the game has a unique equilibrium in terms of $c(\mathbf{d})$ that is invariant to permutations, such as the number of players who choose to take the action ($c(\mathbf{d}) = \sum_{s=1}^S d_s$). Likewise, SY* corresponds to $c(\mathbf{d}) = (c_1(\mathbf{d}), \dots, c_G(\mathbf{d}))$ with $c_g(\mathbf{d}) = \sum_{s=1}^{S_g} d_s^g$. There can certainly be other choices of $c(\mathbf{d})$ that deliver a unique equilibrium in the game, although we do not explore this further.

6.3 Point Identification of the ATE

When there exist player-specific excluded instruments with large support, we point identify the ATE's. In this case, the shape restrictions (especially on the outcome function) are not needed. The following assumption needs to hold for each $s \in \{1, \dots, S\}$.

Assumption EX*. For each $\mathbf{d}_{-s} \in \mathcal{D}_{-s}$, $\nu^s(\mathbf{d}_{-s}, Z_s)|(X, \mathbf{Z}_{-s})$ has an everywhere positive Lebesgue density.

Assumption EX* is stronger than Assumption EX. It imposes not only the exclusion restriction of EX but also a player-specific exclusion restriction and large support.

Theorem 6.1. *In model (2.1) and (2.2), suppose Assumptions IN, E and EX* hold. Then the ATE in (2.3) is identified.*

The identification strategy is to exploit the large variation of player specific instruments based on Assumption EX*, which simultaneously solves the multiple equilibria and the endogeneity problems. Suppose $S = 2$ and Z_s is scalar for illustration; the general case can be proved analogously. For example, to identify $E[Y_{11}|X]$, consider

$$\begin{aligned} E[Y|\mathbf{D} = (1, 1), X = x, \mathbf{Z} = \mathbf{z}] &= E[Y_{11}|\mathbf{D} = (1, 1), X = x, \mathbf{Z} = \mathbf{z}] \\ &= E[\theta(1, 1, x, \epsilon_{11})|\nu^1(1, z_1) \geq U_1, \nu^2(1, z_2) \geq U_2] \\ &\rightarrow E[\theta(1, 1, x, \epsilon_{11})] = E[Y_{11}|X = x], \end{aligned}$$

where the second equation is by Assumption IN, and the convergence is by Assumption EX* with $z_1 \rightarrow \infty$ and $z_2 \rightarrow \infty$. Likewise, $E[Y_{00}|X = x]$ can be identified. The identification of $E[Y_{10}|X = x]$ and $E[Y_{01}|X = x]$ can be achieved by similar reasoning. Note that $\mathbf{D} = (1, 0)$ or $\mathbf{D} = (0, 1)$ can be predicted as an outcome of multiple equilibria. When either $(z_1, z_2) \rightarrow (\infty, -\infty)$ or $(z_1, z_2) \rightarrow (-\infty, \infty)$ occurs, however, a unique equilibrium is guaranteed as a dominant strategy, i.e., $\mathbf{D} = (1, 0)$ or $\mathbf{D} = (0, 1)$, respectively. Based on these results, we can (point) identify all the ATE's.

7 The LATE

The result of Theorem 3.1 on the equilibrium regions can be used to establish a framework that defines the LATE parameter for multiple treatments that are generated by strategic interaction. In this section, given model (2.1)–(2.2), we only maintain the assumptions on the payoff functions in the equations for D_s , but not the assumptions on the outcome functions in the equation for Y . In particular, we no longer require Assumptions M and SY. In the case of a single binary treatment, there is well-known equivalence between the LATE monotonicity assumption and the specification of a selection equation (Vytlacil (2002)). This equivalence result is inapplicable to our setting due to the simultaneity in the first stage.¹⁸ But Proposition 3.1 implies that, under Assumptions SS and SY1, there is in fact a monotonic pattern in the way the equilibrium regions lie in the space of \mathbf{U} as written in (3.4). This generalized monotonicity, formalized in Theorem 3.1, allows us to establish equivalence between a version of the LATE monotonicity assumption and the simultaneous selection model (2.2).

We first introduce a relevant counterfactual outcome that can be used in defining the LATE parameter. For $M \subseteq \mathcal{D}$, introduce a selection variable $\mathbf{D}_M \in M$ that selects an equilibrium $\mathbf{D}_M = \mathbf{d}$ when facing a set of equilibria, M . This variable is useful in decomposing the event $\mathbf{D} = \mathbf{d}$ into two sequential events: $\mathbf{D} = \mathbf{d}$ is equivalent to the event that $\mathbf{D} \in M$

¹⁸For instance in a two-player entry game, when cost shifters Z_1 and Z_2 increase, it may be the case that in one market only the first player enters given this increase as her monopolistic profit offsets the increased cost, while in another market only the second player enters by the same reason applied to this player. The direction of monotonicity is reversed in these two markets.

and $\mathbf{D}_M = \mathbf{d}$. Trivially, we have $\mathbf{D}_{\mathcal{D}} = \mathbf{D}$. When $M \subsetneq \mathcal{D}$ is not a singleton, \mathbf{D}_M is not observed precisely because the equilibrium selection mechanism is not observed in general.¹⁹ Using \mathbf{D}_M , we define a *joint counterfactual outcome* Y_M as an outcome had \mathbf{D} been an element in M :

$$Y_M = \sum_{\mathbf{d} \in M} 1[\mathbf{D}_M = \mathbf{d}]Y_{\mathbf{d}}. \quad (7.1)$$

Conditional on $\mathbf{D} \in M$, Y_M is assigned to be one of the usual counterfactual outcome $Y_{\mathbf{d}}$ based on the equilibrium being selected. When $M = \mathcal{D}$, we can write $Y = Y_{\mathcal{D}} = \sum_{\mathbf{d} \in \mathcal{D}} 1[\mathbf{D} = \mathbf{d}]Y_{\mathbf{d}}$, which yields the standard expression that relates the observed outcome with the potential outcomes. Moreover, for any partition $\{\tilde{M}_k\}_{k=1}^K$ such that $\bigcup_{k=1}^K \tilde{M}_k = \mathcal{D}$, we can express

$$\sum_{\mathbf{d} \in \mathcal{D}} 1[\mathbf{D} = \mathbf{d}]Y_{\mathbf{d}} = \sum_{k=1}^K \sum_{\mathbf{d} \in \tilde{M}_k} 1[\mathbf{D} \in \tilde{M}_k] 1[\mathbf{D}_{\tilde{M}_k} = \mathbf{d}]Y_{\mathbf{d}} = \sum_{k=1}^K 1[\mathbf{D} \in \tilde{M}_k]Y_{\tilde{M}_k},$$

where the first equality is by the equivalence of the events mentioned above and the second equality follows from (7.1). Therefore, we can establish the following relationship:

$$Y = \sum_{k=1}^K 1[\mathbf{D} \in \tilde{M}_k]Y_{\tilde{M}_k}, \quad (7.2)$$

that is, $Y_{\tilde{M}_k}$ is observed when $\mathbf{D} \in \tilde{M}_k$.

Now, consider a *treatment of dichotomous states* (e.g., dichotomous market structures): for $j = 0, \dots, S-1$,

$$\mathbf{D} \in M^{>j} \text{ vs. } \mathbf{D} \in M^{\leq j},$$

where $M^{\leq j} \equiv \bigcup_{k=0}^j M_k$ and $M^{>j} \equiv \bigcup_{k=j+1}^S M_k$ are previously defined; e.g., for $S = 2$ and $j = 1$, $M^{\leq 1} = \{(1, 0), (0, 1), (0, 0)\}$ and $M^{>1} = \{(1, 1)\}$. Consider a corresponding treatment effect:

$$Y_{M^{>j}} - Y_{M^{\leq j}},$$

where $Y = 1[\mathbf{D} \in M^{>j}]Y_{M^{>j}} + 1[\mathbf{D} \in M^{\leq j}]Y_{M^{\leq j}}$ by (7.2). This quantity is the effect of being treated with an equilibrium of at least $j+1$ entrants relative to being treated with an equilibrium of at most j entrants. We now establish that a version of the LATE monotonicity assumption for this treatment $1[\mathbf{D} \in M^{>j}]$ of dichotomous states is implied by the model specification (2.2), using Theorem 3.1. Recall $\mathbf{D}(\mathbf{z}) \equiv (D_1(z_1), \dots, D_S(z_S))$ where $D_s(z_s)$ is the potential treatment.

¹⁹Alternatively, following the notation of Heckman et al. (2006), we can introduce a equilibrium selection indicator $D_{M,\mathbf{d}}$ that indicates that an equilibrium \mathbf{d} is selected among equilibria in a set M :

$$D_{M,\mathbf{d}} = \begin{cases} 1 & \text{if } \mathbf{d} \in M \text{ is selected,} \\ 0 & \text{o.w.} \end{cases}$$

Then, $\mathbf{D}_M = \mathbf{d}$ if and only if $D_{M,\mathbf{d}} = 1$.

Lemma 7.1. *Under Assumptions SS, SY1 and M1, the first-stage game (2.2) implies that, for any $\mathbf{z}, \mathbf{z}' \in \mathcal{Z}$ and $j = 0, \dots, S-1$,*

$$\begin{aligned} \Pr[\mathbf{D}(\mathbf{z}) \in M^{\leq j}, \mathbf{D}(\mathbf{z}') \in M^{> j}] &= 0 \\ \text{or} \\ \Pr[\mathbf{D}(\mathbf{z}) \in M^{> j}, \mathbf{D}(\mathbf{z}') \in M^{\leq j}] &= 0. \end{aligned} \tag{7.3}$$

The condition (7.3) is a generalized version of Imbens and Angrist (1994)'s monotonicity assumption.

Proof. For given $\mathbf{z}, \mathbf{z}' \in \mathcal{Z}$, suppose without loss of generality that in Assumption M1, $\nu_{\mathbf{d}_{-s}}^s(z_s) \geq \nu_{\mathbf{d}_{-s}}^s(z'_s) \forall \mathbf{d}_{-s}$ and $\forall s$. Then by Theorem 3.1, it follows that $\mathbf{R}^{> j}(\mathbf{z}) \supseteq \mathbf{R}^{> j}(\mathbf{z}')$. Then

$$\Pr[\mathbf{D}(\mathbf{z}) \in M^{\leq j}, \mathbf{D}(\mathbf{z}') \in M^{> j}] = \Pr[\mathbf{U} \in \mathbf{R}^{\leq j}(\mathbf{z}) \cap \mathbf{R}^{> j}(\mathbf{z}')] = 0.$$

□

Lemma 7.1 allows us to give the IV estimand a LATE interpretation in our model:

Theorem 7.1. *Given model (2.1)–(2.2), suppose Assumptions SS, SY1, M1, IN and EX hold. Then it satisfies that, for any $j = 0, \dots, S-1$,*

$$\begin{aligned} \frac{h(\mathbf{z}, \mathbf{z}')}{p_{M^{> j}}(\mathbf{z}) - p_{M^{> j}}(\mathbf{z}')} &= \frac{E[Y|\mathbf{Z} = \mathbf{z}] - E[Y|\mathbf{Z} = \mathbf{z}']}{\Pr[\mathbf{D} \in M^{> j}|\mathbf{Z} = \mathbf{z}] - \Pr[\mathbf{D} \in M^{> j}|\mathbf{Z} = \mathbf{z}']} \\ &= E[Y_{M^{> j}} - Y_{M^{\leq j}} | \mathbf{D}(\mathbf{z}) \in M^{> j}, \mathbf{D}(\mathbf{z}') \in M^{\leq j}]. \end{aligned}$$

The LATE parameter $E[Y_{M^{> j}} - Y_{M^{\leq j}} | \mathbf{D}(\mathbf{z}) \in M^{> j}, \mathbf{D}(\mathbf{z}') \in M^{\leq j}]$ is the average of treatment effect $Y_{M^{> j}} - Y_{M^{\leq j}}$ for a subgroup of “markets” that are more competitive markets (with at least $j+1$ entrants) when players face $\mathbf{Z} = \mathbf{z}$, but are less competitive markets (with at most j entrants) when players face $\mathbf{Z} = \mathbf{z}'$. For concreteness, suppose $S = 2$, $j = 1$, Z_s is each airline’s cost shifter and Y is the pollution level in a market. The LATE

$$E[Y_{\{(1,1)\}} - Y_{\{(1,0),(0,1),(0,0)\}} | \mathbf{D}(\mathbf{z}) = (1,1), \mathbf{D}(\mathbf{z}') \in \{(1,0), (0,1), (0,0)\}]$$

is the effect of the existence of competition on pollution for markets that consist of “compliers.”²⁰ In other words, it is the average difference of potential pollution levels in a duopoly market (i.e., duopolistic competition) and a monopoly or non-operating market (i.e., no competition) for the subgroups of markets that form a duopoly when companies are facing low cost ($\mathbf{Z} = \mathbf{z}$) but form a monopoly or do not operate when facing high cost ($\mathbf{Z} = \mathbf{z}'$). Figure 9 depicts this subgroup of markets. In this example, the LATE monotonicity assumption (implied by the entry game of strategic substitutes with symmetric payoffs) rules out those markets that respond to cost shifters as “defiers.” The LATE becomes the ATE

²⁰In this multi-agent multi-treatment scenario, compliers are defined as those *players* whose behaviors are such that market structures are formed in conformance with the LATE monotonicity assumption (7.3). Unlike in the traditional setting (Imbens and Angrist (1994)) where compliers are defined in terms of the subset of population, the subpopulation in the present setting is the collection of the markets consist of the complying players.

when $1 = \Pr[\mathbf{D}(\mathbf{z}) = (1, 1), \mathbf{D}(\mathbf{z}') \in \{(1, 0), (0, 1), (0, 0)\}] = \Pr[\mathbf{D} = (1, 1) | \mathbf{Z} = \mathbf{z}] - \Pr[\mathbf{D} \in \{(1, 0), (0, 1), (1, 1)\} | \mathbf{Z} = \mathbf{z}']$, which is related to the large-support argument in Theorem 6.1.

In general, the LATE can be defined with $Y_M - Y_{M'}$ for any two partitioning sets M and M' of \mathcal{D} (i.e., $\mathcal{D} = M \cup M'$ with $M \cap M' = \emptyset$) as long as $1[\mathbf{D}(\mathbf{z}) \in M] = 1 - 1[\mathbf{D}(\mathbf{z}) \in M']$ satisfies the LATE monotonicity assumption. Lemma 7.1 ensures that our simultaneous selection model imposes this monotonicity for a particular partition, $M = M^{>j}$ and $M' = M^{\leq j}$. Also the LATE using a more general function of the potential outcomes can be recovered analogous to Abadie (2003): $E[g(Y_{M^{>j}}, X) - g(Y_{M^{\leq j}}, X) | \mathbf{D}(\mathbf{z}) \in M^{>j}, \mathbf{D}(\mathbf{z}') \in M^{\leq j}]$ for a measurable function $g(\cdot)$ such that $E|g(\cdot)| < \infty$.

Remark 7.1. Similarly, it may be possible to recover the marginal treatment effect (MTE) of Heckman and Vytlacil (1999, 2005, 2007). Given our setting, it should be a transition-specific MTE for $Y_{M_j} - Y_{M_{j-1}}$. The identification of this MTE would require continuous variation of \mathbf{Z} . For discrete \mathbf{Z} , the approach by Brinch et al. (2017) can be applied by imposing additional structure on the MTE function.

Remark 7.2. The equilibrium selection mechanism may differ across different counterfactuals. In terms of our notation, $\mathbf{D}_M(\mathbf{z})$ may differ from $\mathbf{D}_M(\mathbf{z}')$, where $\mathbf{D}_M(\mathbf{z})$ is the counterfactual variable of \mathbf{D}_M . Note that not only the equilibrium being selected is different but also the selection mechanism can be different. This feature may be emphasized by writing $\mathbf{D}_M(\mathbf{z}) = \lambda_{\mathbf{z}}(\mathbf{z}, \mathbf{U})$ where the functional form of the equilibrium selection function may also change in \mathbf{z} . By considering Y_M instead of $Y_{\mathbf{d}}$, however, we can be agnostic about the selection mechanism, i.e., about the specification of $\lambda_{\mathbf{z}}(\cdot, \cdot)$. The definition (7.1) asserts that $Y_{\mathbf{d}}$ can be meaningfully analyzed within the current framework only when the equilibrium being selected is known.

8 Numerical Study

To illustrate the main results of this paper in a simulation exercise, we calculate the bounds on the ATE using the following data generating process:

$$\begin{aligned} Y_{\mathbf{d}} &= 1[\tilde{\mu}_{\mathbf{d}} + \beta X \geq \epsilon], \\ D_1 &= 1[\delta_2 D_2 + \gamma_1 Z_1 \geq V_1], \\ D_2 &= 1[\delta_1 D_1 + \gamma_2 Z_2 \geq V_2], \end{aligned}$$

where (ϵ, V_1, V_2) are drawn, independent of (X, \mathbf{Z}) , from a joint normal distribution with zero means and each correlation coefficient being 0.5. We draw Z_s ($s = 1, 2$) and X from a multinomial distribution, allowing Z_s to take two values, $\mathcal{Z}_s = \{-1, 1\}$ and X to take either three values, $\mathcal{X} = \{-1, 0, 1\}$, or fifteen values, $\mathcal{X} = \{-1, -\frac{6}{7}, -\frac{5}{7}, \dots, \frac{5}{7}, \frac{6}{7}, 1\}$. Being consistent with Assumptions M and SY, we choose $\tilde{\mu}_{11} > \tilde{\mu}_{10} = \tilde{\mu}_{01} > \tilde{\mu}_{00}$, and with Assumption SS, we choose $\delta_1 < 0$ and $\delta_2 < 0$. Without loss of generality, we choose positive values for γ_1 , γ_2 , and β . Specifically, $\tilde{\mu}_{11} = 0.25$, $\tilde{\mu}_{10} = \tilde{\mu}_{01} = 0$ and $\tilde{\mu}_{00} = -0.25$. For default values, $\delta_1 = \delta_2 \equiv \delta = -0.1$, $\gamma_1 = \gamma_2 \equiv \gamma = 1$ and $\beta = 0.5$.

In this exercise, we focus on the ATE $E[Y_{11} - Y_{00} | X = 0]$ whose true value is 0.2 given our choice of parameter values. For $h(\mathbf{z}, \mathbf{z}', x)$, we consider $\mathbf{z} = (1, 1)$ and $\mathbf{z}' = (-1, -1)$. Note that $H(x) = h(\mathbf{z}, \mathbf{z}', x)$ and $H(x, x', x'') = h(\mathbf{z}, \mathbf{z}'; x, x', x'')$ since Z_s is binary. Then, we can

derive the sets $\mathcal{X}_d^U(0; \mathbf{d}')$ and $\mathcal{X}_d^L(0; \mathbf{d}')$ for each $\mathbf{d} \in \{(1, 1), (0, 0)\}$ and $\mathbf{d}' \neq \mathbf{d}$ in Theorem 4.2.

Based on our design, $H(0) > 0$ and thus the bounds when we use Z only are, with $x = 0$,

$$\max_{\mathbf{z} \in \mathcal{Z}} \Pr[Y = 1, \mathbf{D} = (0, 0) | \mathbf{z}, x] \leq \Pr[Y_{00} = 1 | x] \leq \min_{\mathbf{z} \in \mathcal{Z}} \Pr[Y = 1 | \mathbf{z}, x],$$

and

$$\max_{\mathbf{z} \in \mathcal{Z}} \Pr[Y = 1 | \mathbf{z}, x] \leq \Pr[Y_{11} = 1 | x] \leq \min_{\mathbf{z} \in \mathcal{Z}} \{\Pr[Y = 1, \mathbf{D} = (1, 1) | \mathbf{z}, x] + 1 - \Pr[\mathbf{D} = (1, 1) | \mathbf{z}, x]\}.$$

Using both \mathbf{Z} and X , we obtain narrower bounds. For example when $|\mathcal{X}| = 3$, with $H(0, -1, -1) < 0$, the lower bound on $\Pr[Y_{00} = 1 | X = 0]$ becomes

$$\max_{\mathbf{z} \in \mathcal{Z}} \{\Pr[Y = 1, \mathbf{D} = (0, 0) | \mathbf{z}, 0] + \Pr[Y = 1, \mathbf{D} \in \{(1, 0), (0, 1)\} | \mathbf{z}, -1]\}.$$

With $H(1, 1, 0) < 0$, the upper bound on $\Pr[Y_{11} = 1 | X = 0]$ becomes

$$\min_{\mathbf{z} \in \mathcal{Z}} \{\Pr[Y = 1, \mathbf{D} = (1, 1) | \mathbf{z}, 0] + \Pr[Y = 1, \mathbf{D} \in \{(1, 0), (0, 1)\} | \mathbf{z}, 1] + \Pr[\mathbf{D} = (0, 0) | \mathbf{z}, 0]\}.$$

For comparison, we calculate the bounds in Manski (1990) using \mathbf{Z} . These bounds are given by

$$\begin{aligned} \max_{\mathbf{z} \in \mathcal{Z}} \Pr[Y = 1, \mathbf{D} = (0, 0) | \mathbf{z}, x] &\leq \Pr[Y_{00} = 1 | x] \\ &\leq \min_{\mathbf{z} \in \mathcal{Z}} \{\Pr[Y = 1, \mathbf{D} = (0, 0) | \mathbf{z}, x] + 1 - \Pr[\mathbf{D} = (0, 0) | \mathbf{z}]\}, \end{aligned}$$

and

$$\begin{aligned} \max_{\mathbf{z} \in \mathcal{Z}} \Pr[Y = 1, \mathbf{D} = (1, 1) | \mathbf{z}, x] &\leq \Pr[Y_{11} = 1 | x] \\ &\leq \min_{\mathbf{z} \in \mathcal{Z}} \{\Pr[Y = 1, \mathbf{D} = (1, 1) | \mathbf{z}, x] + 1 - \Pr[\mathbf{D} = (1, 1) | \mathbf{z}]\}. \end{aligned}$$

We also compare the estimated ATE using a standard linear IV model where the nonlinearity of the true DGP are ignored:

$$\begin{aligned} Y &= \pi_0 + \pi_1 D_1 + \pi_2 D_2 + \beta X + \epsilon, \\ \begin{pmatrix} D_1 \\ D_2 \end{pmatrix} &= \begin{pmatrix} \gamma_{10} \\ \gamma_{20} \end{pmatrix} + \begin{pmatrix} \gamma_{11} & \gamma_{12} \\ \gamma_{21} & \gamma_{22} \end{pmatrix} \begin{pmatrix} Z_1 \\ Z_2 \end{pmatrix} + \begin{pmatrix} V_1 \\ V_2 \end{pmatrix}. \end{aligned}$$

Here, the first stage is the reduced-form representation of the linear simultaneous equations model for strategic interaction. Under this specification, the ATE becomes $E[Y_{11} - Y_{00} | X = 0] = \pi_1 + \pi_2$, which is estimated via two-stage least squares (TSLS).

The bounds calculated for the ATE are shown in Figures 10–13. Figure 10 shows how the bounds on the ATE change as the value of γ changes from 0 to 2.5. The larger γ is, the stronger the instrument \mathbf{Z} is. The first conspicuous result is that the TSLS estimate of the ATE is biased due the problem of misspecification. Next, as expected, Manski's bounds and our proposed bounds converge to the true value of the ATE as the instrument becomes

stronger. Overall, our bounds, with or without exploiting the variation of X , are much narrower than Manski’s bounds.²¹ Notice that the sign of the ATE is identified in the whole range of γ as predicted by the first part of Theorem 4.2, in contrast to Manski’s bounds. By using the additional variation in X with $|\mathcal{X}| = 3$, the width of the bounds is decreased, particularly with the smaller upper bounds on the ATE in this simulation design. Figure 11 depicts the bounds using X with $|\mathcal{X}| = 15$, which yields narrower bounds than when $|\mathcal{X}| = 3$ and substantially narrower than those only using \mathbf{Z} .

Figure 12 shows how the bounds change as the value of β changes from 0 to 1.5, where a larger β corresponds to a stronger exogenous variable X . The jumps in the upper bound are associated with the sudden changes in the signs of $H(-1, 0, -1)$ and $H(0, 1, 1)$. At least in this simulation design, the strength of X is not a crucial factor to obtain narrower bounds. In fact, based on other simulation results (which are omitted in the paper), we conclude that the number of values X can take matters more than the dispersion of X (unless we pursue point identification of the ATE).

Finally, Figure 13 shows how the width of the bounds is related to the extent to which the opponents’ actions D_{-s} affect one’s payoff, captured by δ . We vary the value of δ from -2 to 0 , and when $\delta = 0$, the players solve a single-agent optimization problem. Thus, heuristically, the bound at this point would be similar to the ones that can be obtained when Shaikh and Vytlacil (2011) is extended to a multiple-treatment setting with no simultaneity. In the figure, as the value of δ gets smaller, the bounds get narrower.

9 Empirical Application: Airline Markets and Pollution

Aircrafts are a major source of emissions and, thus, quantifying the causal effect of air transport on pollution is of importance to policy makers. To this end, in this section, we take the bounds proposed in Section 4 to data on airline market structure and air pollution in cities in the U.S.

In 2013, aircrafts were responsible for about 3 percent of total U.S. carbon dioxide emissions and nearly 9 percent of carbon dioxide emissions from the U.S. transportation sector, and it is one of the fastest growing sources.²² Airplanes remain the single largest source of carbon dioxide emissions within the U.S. transportation sector that is not yet subject to greenhouse gas regulations. In addition to aircrafts, airport land operations are also a big source of pollution, making airports one of the major sources of air pollution in the U.S. Just as an example, 43 of the 50 largest airports are in ozone nonattainment areas and 12 are in particulate matter nonattainment areas.²³

There is a growing literature showing the effects of air pollution on various health outcomes (see, e.g., Schlenker and Walker (2015), Chay and Greenstone (2003), Knittel et al. (2011)). In particular, Schlenker and Walker (2015) show that the causal effect of airport pollution on the health of local residents—using a clever instrumental variable approach—is

²¹Although we do not make a rigorous comparison of the assumptions here, note that the bounds by Manski and Pepper (2000) under the semi-MTR is expected to be similar to ours. Their bounds, however, need to assume the direction of the monotonicity.

²²See <https://www.c2es.org/content/reducing-carbon-dioxide-emissions-from-aircraft/7/>

²³Ozone is not emitted directly but is formed when nitrogen oxides and hydrocarbons react in the atmosphere in the presence of sunlight. In United States environmental law, a non-attainment area is an area considered to have air quality worse than the National Ambient Air Quality Standards as defined in the Clean Air Act.

sizable. Their study focuses on the 12 major airports in California and implicitly assume that the level of competition (or market structure) is fixed. Using high-frequency data, they exploit weather shocks in the East coast—that might affect airport activity in California through network effects—to quantify the effect of airport pollution on respiratory and cardiovascular health complications. In contrast, we take the link between airport pollution and health outcomes as given and are interested in quantifying the effects on air pollution of different market structures of the airline industry.²⁴ We explicitly allow market structure to be determined endogenously as the outcome of an entry game in which airlines behave strategically to maximize their profits and the resulting pollution in this market is not internalized by the firms. Understanding these effects can then help inform the policy discussion on pollution regulation. Given that we treat market structure as endogenous, it should be clear that one cannot simply run a regression of a measure of pollution on market structure (or the number of airlines present in a market) to get at the causal effect if there are unobserved market characteristics that affect both firm competition and pollution outcomes. Instead, we use the method presented in Section 4.

In each market, we assume that a set of airlines chooses to be in or out as part of a simultaneous entry game of perfect information as introduced in Section 2. Therefore, we treat market structure as our endogenous treatment. We then model air pollution as a function of the airline market structure as in equation (2.1), where Y is a measure of air pollution at the airport level (hence including both aircraft and land operation pollution), the vector \mathbf{D} represents the market structure, and \mathbf{X} includes market specific covariates that affect pollution directly (i.e., not through airline activity) such as weather shocks or the share of pollution-related activity in the local economy. Additionally, we allow for market-level covariates, \mathbf{W} , that affect both the participation decisions and pollution (e.g., the size of the market as measured by population or the level of economic activity). As instruments, Z_s , we consider a firm-market proxy for cost introduced in Ciliberto and Tamer (2009). We discuss the definition and construction of the variables in detail below.

Our objective is to estimate the effect on air pollution of a change in market structure, $E[Y_{\mathbf{d}} - Y_{\mathbf{d}'}]$. For example, we might be interested in the average effect on pollution of moving from two airlines operating in the market to three, or how the pollution level changes on average when Delta is a monopolist versus a situation in which Delta faces competition from American. In particular, to illustrate our estimation procedure we consider three types of ATE exercises. The first one looks at the effects on pollution from a monopolist airline vis-a-vis a market that is not served by any airline. The second set of exercises look at the total effect of the industry on pollution under all possible market configurations. Finally, the third type of exercises look at how the (marginal) effect of a given airline changes when the firm faces different levels of competition. Notice that, regardless of the exercise we run, what we quantify are “reduced-form” effects in the sense that they summarize structural effects that result from a given market structure. The idea is that, given the market structure, prices are determined and, given demand, ultimately the frequency of flights in the market is determined which is what, in fact, causes pollution.

In the rest of this section, we first describe our data sources, then show results for three

²⁴In this section we refer to market structure as the particular configuration of airlines present in the market. In other words, market structure not only refers to the number of firms competing in a given market but to the actual identities of the firms. Thus, we will regard a market in which, say, United and American operate as different from a market in which Southwest and Delta operate despite both markets having two carriers.

different ATE exercises, and conclude with a brief discussion relating our results to potential policy recommendations.

9.1 Data

For our analysis we combine data spanning the period 2000–2015 from two sources: airline data from the U.S. Department of Transportation and pollution data from the Environmental Protection Agency (EPA).

Airline Data. Our first data source contains airline information and combines publicly available data from the Department of Transportation’s Origin and Destination Survey (DB1B) and Domestic Segment (T-100) database. These datasets have been used extensively in the literature to analyze the airline industry (see, e.g., [Borenstein \(1989\)](#), [Berry \(1992\)](#), [Ciliberto and Tamer \(2009\)](#), and more recently, [Roberts and Sweeting \(2016\)](#) and [Ciliberto et al. \(2013\)](#)). The DB1B database is a quarterly sample of all passenger domestic itineraries. The dataset contains coupon-specific information, including origin and destination airports, number of coupons, the corresponding operating carriers, number of passengers, prorated market fare, market miles flown, and distance. The T-100 dataset is a monthly census of all domestic flights broken down by airline and origin and destination airports.

Our time-unit of analysis is a quarter and we define a market as the market for air connection between a pair of two airports (regardless of intermediate stops) in a given quarter.²⁵ We restrict the sample to include the top 100 metropolitan statistical areas (MSA’s), ranked by population at the beginning of our sample period. We follow [Berry \(1992\)](#) and [Ciliberto and Tamer \(2009\)](#) and define an airline as actively serving a market in a given quarter if we observe at least 90 passengers in the DB1B survey flying with the airline in the corresponding quarter.²⁶ We exclude from our sample city pairs in which no airline operates in the whole sample period. Notice that we do include markets that are temporarily not served by any airline. This leaves us with 181,095 market-quarter observations.

In our analysis we allow for airlines to have a heterogeneous effect on pollution and, to simplify computation, in each market we allow for six potential participants: American (AA), Delta (DL), United (UA), Southwest (WN), a medium-size airline, and a low-cost carrier.²⁷ The latter is not a bad approximation to the data in the sense that we rarely observe more than one medium-size or low-cost in a market but it assumes that all low-cost airlines have the same strategic behavior, and so do the medium airlines. Table 2 shows the number of firms in each market where we break down markets by their size as measured by population. As we can see from the table, market size alone does not explain market structure, a point that was first made by [Ciliberto and Tamer \(2009\)](#).

In our application we consider two instruments for the entry decisions. The first one is the *airport presence* of an airline proposed by [Berry \(1992\)](#). For a given airline, this variable is constructed as the number of markets served by it out of an airport as a fraction of the total number of markets served by all airlines out of the airport. A hub-and-spoke network

²⁵In cities that operate more than one airport, we assume that flights to different airports in the same metropolitan area are in separate markets.

²⁶This corresponds to approximately the number of passengers that would be carried on a medium-size jet operating once a week.

²⁷That is, to limit the number of potential market structures, we lump together all the low cost carriers into one category and Northwest, Continental, America West, and USAir under the medium airline type.

Table 2: Distribution of the Number of Carriers by Market Size

# firms	Market size			
	Large	Medium	Small	Total
0	7.96	8.20	8.62	8.18
1	41.18	22.53	20.58	30.30
2	28.14	23.41	21.25	25.04
3	12.65	20.00	16.67	16.05
4	7.65	14.72	15.17	11.51
5	1.98	9.90	16.48	7.80
6+	0.52	1.23	2.21	1.12
# markets	79,326	64,191	37,578	181,095

Table 3: Airline Summary Statistics

		American	Delta	United	Southwest	medium	low-cost
Market presence (0/1)	mean	0.44	0.57	0.28	0.25	0.56	0.17
	sd	0.51	0.51	0.46	0.44	0.51	0.38
Airport presence (%)	mean	0.43	0.56	0.27	0.25	0.39	0.10
	sd	0.17	0.18	0.16	0.18	0.14	0.08
Cost (%)	mean	0.71	0.41	0.76	0.29	0.22	0.04
	sd	1.56	1.28	1.43	0.83	0.60	0.17

allow firms to exploit demand-side and cost-side economies which should affect the firm’s profitability. While [Berry \(1992\)](#) assumes that an airline’s airport presence only affects own profits (and hence is excluded from rivals’ profits), [Ciliberto and Tamer \(2009\)](#) argue that that may not be the case in practice since airport presence might be a measure of product differentiation rendering it likely to enter the demand side of the profit function of all firms. While an instrument that enters all of the profit functions is fine in our context (see Appendix C), we also consider the instrument proposed by [Ciliberto and Tamer \(2009\)](#), which captures shocks to the fixed cost of providing a service in a market. This variable, which they called *cost*, is constructed as the percentage of the nonstop distance that the airline must travel in excess of the nonstop distance if the airline uses a connecting instead of a nonstop flight.²⁸ Arguably, this variable only affects own profits and is excluded from rivals’ profits.

Table 3 shows summary statistics of the airline related variables. Of the leading airlines, we see that American and Delta are present in about half of the markets, while United and Southwest are only present in about a quarter of the markets. American and Delta tend to dominate the airports in which they operate more than United and Southwest. From the cost variable we see that both American and United tend to operate a hub-and-spoke network while Southwest (and to a lesser extent Delta) operates most markets in a nonstop fashion.

Pollution Data. The second component of our dataset is the air pollution data. The

²⁸Mechanically, the variable is constructed as the difference between the sum of the distances of a market’s endpoints and the closest hub of an airline, and the nonstop distance between the endpoints, divided by the nonstop distance.

Table 4: Market-level Summary Statistics

	Mean	Std. Dev.
Pollution		
Ozone (O ₃)	.0477	.0056
Particulate matter (PM2.5)	8.3881	2.5287
Other controls		
Market size (pop.)	2307187.8	1925533.4
Income (per capita)	34281.6	4185.5
# of markets	181,095	

EPA compiles a database of outdoor concentrations of pollutants measured at more than 4,000 monitoring stations throughout the U.S. owned and operated mainly by state environmental agencies. Each monitoring station is geocoded and hence we are able to merge these data with the airline dataset by matching all the monitoring stations that are located within a 10km radius of each airport in our first dataset.

The principal emissions of aircraft include the greenhouse gases carbon dioxide (CO₂) and water vapor (H₂O) that have a direct impact on climate change. But aircraft jet engines also produce nitric oxide (NO) and nitrogen dioxide (NO₂) (which together are termed nitrogen oxides (NO_x)), carbon monoxide (CO), oxides of sulphur (SO_x), unburned or partially combusted hydrocarbons (also known as volatile organic compounds, or VOC's), particulates, and other trace compounds (see, e.g. [Federal Aviation Administration \(2015\)](#)). In addition, ozone (O₃) is formed by the reaction of VOC's and NO_x in the presence of heat and sunlight. The set of pollutants other than CO₂ are more pernicious in the sense that they can harm human health directly and can result in respiratory, cardiovascular, and neurological conditions. Research to date indicates that fine particulate matter (PM) is responsible for the majority of the health risks from aviation emissions, although ozone also has a substantial health impact too.²⁹ Therefore, as our measure of pollution we consider both.

Our measure of ozone is a quarterly mean of daily maximum levels in parts per million. In terms of PM, as a general rule, the smaller the particle the further it travels in the atmosphere, the longer it remains suspended in the atmosphere, and the more risk it poses to human health. PM that measure less than 2.5 micrometer can be readily inhaled and thus potentially pose increased health risks. The variable PM2.5 is a quarterly average of daily averages and is measured in micrograms/cubic meter. For each airport in our sample, we take an average (weighted by distance to the airport) of the data from all air monitoring stations within a 10km radius. The top panel of Table 4 shows summary statistics of the pollution measures.

Other Market-Level Controls. We also include in our analysis market-level covariates that may affect both market structure and pollution levels. In particular, we construct a measure of market size by computing the (geometric) mean of the MSA populations at the market endpoints and a measure of economic activity by computing the average per capita income at the market endpoints using data from the Regional Economic Accounts of the Bureau of Economic Analysis.

²⁹See [Federal Aviation Administration \(2015\)](#).

Finally, as we mentioned in Section 4, having access to data on a variable that affects pollution but is excluded from the airline participation decisions can greatly help in calculating the bounds of the ATE. We therefore construct a variable that measures the economic activity of pollution related industries (manufacturing, construction, and transportation other than air transportation) in a given market (MSA) as a fraction of total economic activity in that market, again, using data from the Regional Economic Accounts of the Bureau of Economic Analysis. The idea of this variable is that, conditional on the market GDP, a market with a higher share of polluting industries will have a higher level of pollution but this share would not affect the airline market structure.

9.2 Estimation and Results

To simplify the estimation, in what follows we discretize all continuous variables into binary variables (taking a value of 0 (1) if the corresponding continuous variable is below (above) its median). Using the notation from Section 2, let the elements of the treatment vector $\mathbf{d} = (d_{DL}, d_{AA}, d_{UA}, d_{WN}, d_{med}, d_{low})$ be either 0 or 1, indicating whether each firm is active in the market. We compute the upper and lower bounds on the ATE using the result from Theorem 4.2 and the fact that our Y variable is binary. Specifically, given two treatment vectors \mathbf{d} and $\tilde{\mathbf{d}}$ we can bound the ATE

$$L(x, w) \leq E[Y_{\mathbf{d}} - Y_{\tilde{\mathbf{d}}}|X = x, W = w] \leq U(x, w)$$

where upper bound can be characterized by

$$\begin{aligned} U(x, w) \equiv & \Pr[Y = 1, \mathbf{D} = \mathbf{d} | \mathbf{Z} = \mathbf{z}, X = x, W = w] \\ & + \sum_{\mathbf{d}' \neq \mathbf{d}} \Pr[Y = 1, \mathbf{D} = \mathbf{d}' | \mathbf{Z} = \mathbf{z}, X = x'(\mathbf{d}'), W = w] \\ & - \Pr[Y = 1, \mathbf{D} = \tilde{\mathbf{d}} | \mathbf{Z} = \mathbf{z}, X = x, W = w] \\ & - \sum_{\mathbf{d}'' \neq \tilde{\mathbf{d}}} \Pr[Y = 1, \mathbf{D} = \mathbf{d}'' | \mathbf{Z} = \mathbf{z}, X = x''(\mathbf{d}''), W = w] \end{aligned}$$

for every \mathbf{z} , $x'(\mathbf{d}') \in \mathcal{X}_{\mathbf{d}}^U(x; \mathbf{d}')$ for $\mathbf{d}' \neq \mathbf{d}$, and $x''(\mathbf{d}'') \in \mathcal{X}_{\tilde{\mathbf{d}}}^L(x; \mathbf{d}'')$ for $\mathbf{d}'' \neq \tilde{\mathbf{d}}$. Similarly, the lower bound can be characterized by

$$\begin{aligned} L(x, w) \equiv & \Pr[Y = 1, \mathbf{D} = \mathbf{d} | \mathbf{Z} = \mathbf{z}, X = x, W = w] \\ & + \sum_{\mathbf{d}' \neq \mathbf{d}} \Pr[Y = 1, \mathbf{D} = \mathbf{d}' | \mathbf{Z} = \mathbf{z}, X = x'(\mathbf{d}'), W = w] \\ & - \Pr[Y = 1, \mathbf{D} = \tilde{\mathbf{d}} | \mathbf{Z} = \mathbf{z}, X = x, W = w] \\ & - \sum_{\mathbf{d}'' \neq \tilde{\mathbf{d}}} \Pr[Y = 1, \mathbf{D} = \mathbf{d}'' | \mathbf{Z} = \mathbf{z}, X = x''(\mathbf{d}''), W = w] \end{aligned}$$

for every \mathbf{z} , $x'(\mathbf{d}') \in \mathcal{X}_{\mathbf{d}}^L(x; \mathbf{d}')$ for $\mathbf{d}' \neq \mathbf{d}$, and $x''(\mathbf{d}'') \in \mathcal{X}_{\tilde{\mathbf{d}}}^U(x; \mathbf{d}'')$ for $\mathbf{d}'' \neq \tilde{\mathbf{d}}$. We estimate the population objects above using their sample counterparts. We experimented with both measures of pollution discussed earlier and obtain qualitatively and quantitatively similar

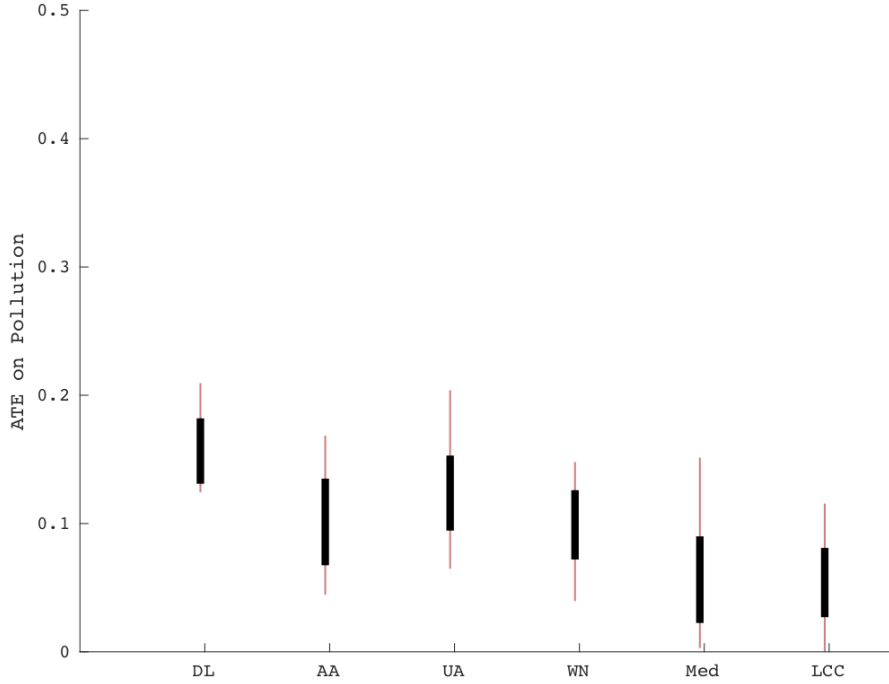


Figure 4: The Effect of a Monopolistic Market Structure

This plot shows the ATE's of a change in market structure from no airline serving a market to a monopolist serving it. The solid black intervals are our estimates of the identified sets and the thin red lines are the 95% confidence sets.

results in all cases which is not surprising given that the two pollution measure are highly correlated. In what follows, in order to save space, we only show results using PM2.5 as our outcome variable. We also experimented with several specifications of the covariates, \mathbf{X} and \mathbf{W} , and instruments, \mathbf{Z} . In particular, we tried different discretizations of each variable (including allowing for more than two points in their supports and different cutoffs). Clearly, there is a limit to how finely we can cut the data even with a large sample size like ours. The coarser discretization occurs when each covariate (and instrument) is binary and it seems to produce reasonable results hence in all of our exercises with stick with this discretization. Again, aiming at the most parsimonious model, and after some experimentation, we found that we obtain reasonable results when both \mathbf{X} and \mathbf{W} are scalars (share of pollution related industries in the market and total GDP in the market, respectively).

We also compute confidence sets by deriving unconditional moment inequalities from our conditional moment inequalities above and implementing the Generalized Moment Selection test proposed by [Andrews and Soares \(2010\)](#). The confidence sets are obtained by inverting the test.³⁰

Monopoly Effects. Here we look at a very simple ATE of a change in market structure from no airline serving a market to a monopolist serving it. Intuitively, we want to learn what is the change in the probability of being a high-pollution market when an airline starts operating on it. Recall that we allow each firm to have different effects on pollution, hence

³⁰For details of this procedure see [Dickstein and Morales \(2016\)](#).

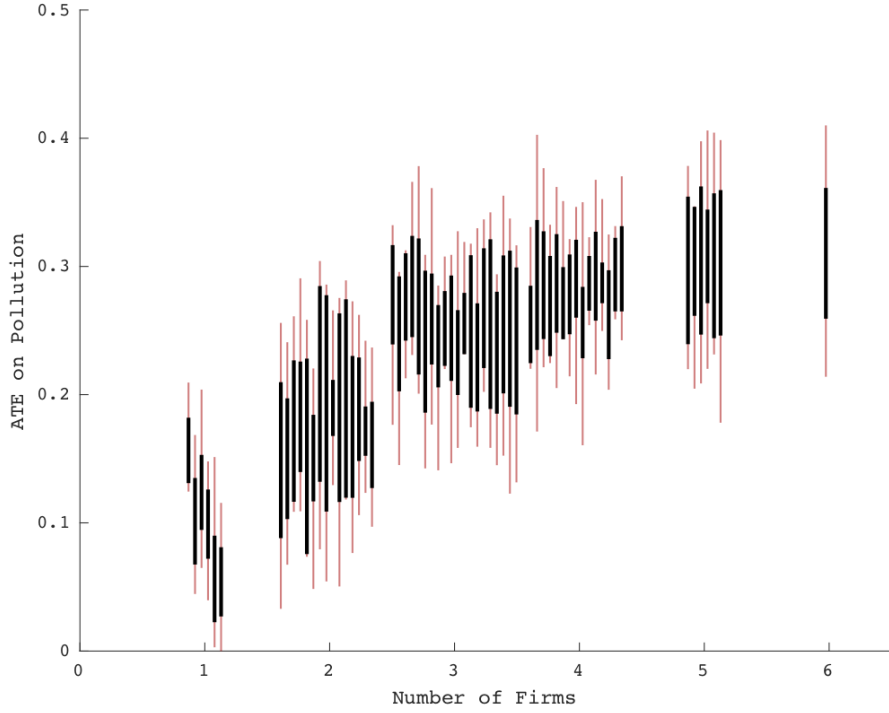


Figure 5: Total Market Structure Effect

This plot shows the ATE's of airline industry as a whole under all possible market configurations. The solid black intervals are our estimates of the identified sets and the thin red lines are the 95% confidence sets. The bars in each cluster correspond to all possible market configurations, respectively.

we estimate the effects of each one of the six firms in our data becoming a monopolist. Thus, we are interested in the ATE's of the form

$$E[Y_{\mathbf{d}_{\text{monop}}} - Y_{\mathbf{d}_{\text{noserv}}} | X, W]$$

where $\mathbf{d}_{\text{monop}}$ is one of the six vectors in which only one element is 1 and the rest are 0's, and $\mathbf{d}_{\text{noserv}}$ is a vector of all 0's. The results are shown in Figure 4, where the solid black intervals are our estimates of the identified sets and the thin red lines are the 95% confidence sets. We see that all ATE's are positive and statistically significant different from 0. While there no major differences on the effects of the leader carriers, with the exception of Delta which seems to induce a higher increase in the probability of high pollution, the medium and low-cost carriers induce a smaller effect.

Total Market Structure Effect. We now turn to our second set of exercises. Here we quantify the effect of the airline industry as a whole on the likelihood of a market having high levels of pollution. To do so, we estimate ATE's of the form

$$E[Y_{\mathbf{d}} - Y_{\mathbf{d}_{\text{noserv}}} | X, W]$$

for all potential market configurations \mathbf{d} and where, as before, $\mathbf{d}_{\text{noserv}}$ is a vector of all 0's. Figure 5 depicts the results. The left-most set of intervals corresponds to the 6 different

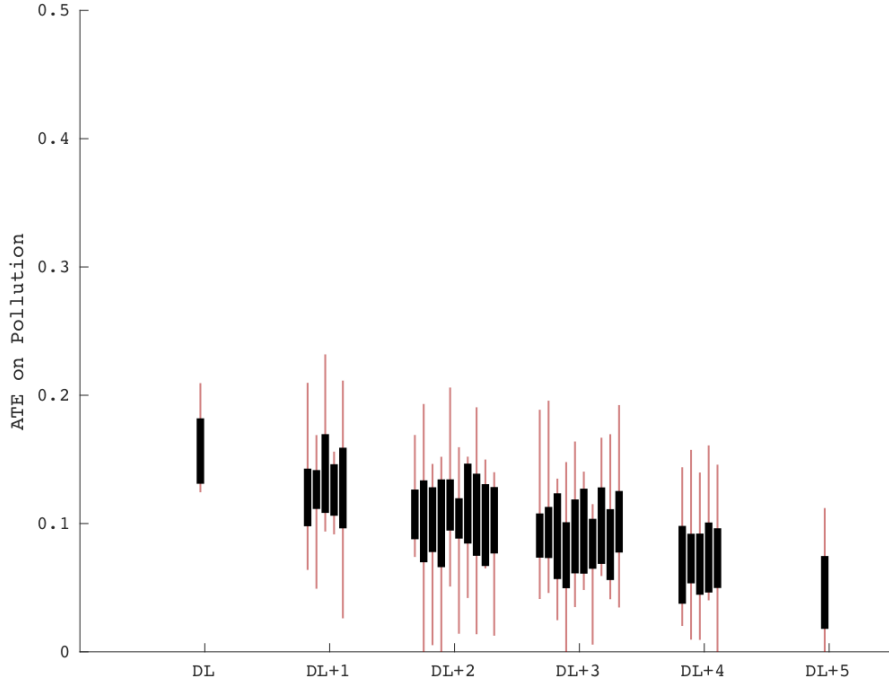


Figure 6: The Marginal Effect of Delta under Different Market Structures

This plot shows the ATE's of Delta entering the market given all possible rivals marker configurations. The solid black intervals are our estimates of the identified sets and the thin red lines are the 95% confidence sets. The bars in each cluster correspond to all possible market configurations, respectively.

monopolistic market structures and, by construction, coincide with those from Figure 4. The next set corresponds to all possible duopolistic structures which has 15 possibilities, and so on. Not surprisingly, we observe that the effect on the probability of being a high-pollution market is increasing in the number of firms operating in the market. What is more interesting is the non-linearity of the effect: the effect increases at a decreasing rate. This would be consistent with a model in which firms *accommodate* new entrants by decreasing their frequency, which is analogous to the prediction of a Cournot competition model as we increase the number of firms. To further investigate this point, in the next set of exercises we look at the effect of one firm as we change the competition it faces.

Marginal Carrier Effect. In our last set of exercises we are interested in investigating how the marginal effect (i.e., the effect of introducing one more firm into the market) changes under different configurations of the market structure. Say we are interested in the effect of Delta entering the market on pollution given that the current market structure (excluding Delta) is $\mathbf{d}_{-DL} = (d_{AA}, d_{UA}, d_{WN}, d_{med}, d_{low})$. Then, we want to estimate

$$E[Y_{(1, \mathbf{d}_{-DL})} - Y_{(0, \mathbf{d}_{-DL})} | X, W].$$

Figure 6 shows the identified sets and confidence sets of the marginal effect of Delta on the probability of high pollution under all possible market configuration for Delta's rivals. We obtain qualitatively similar results when we estimate the marginal effects of the other five carriers and, hence, we omit the graphs to save space. In the Figure, the left-most exercise is

the effect of Delta as a monopolist and coincides, by construction, with the left-most exercise in Figure 4. The second exercise (from the left) corresponds to the additional effect of Delta on pollution when there is already one firm operating in the market, which yields five different possibilities. The next exercise shows the effect of Delta when there are two firms already operating in the market yielding 10 possibilities, and so on. Again, the estimated marginal ATE's in all cases are positive and statistically significant. Interestingly, although we cannot entirely reject the null hypothesis that all the effects are the same, it seems that the marginal effect of Delta is decreasing in the number of rivals it faces. Intuitively, this suggests a situation in which Delta enters the market and operates with a frequency that is decreasing with the number of rivals (again, as we would expect in a Cournot competition model) and is consistent with the findings in our previous set of exercises.

The conclusions from the *total market* and *marginal* ATE's are also interesting from a policy perspective. A merger of two airlines, for example, in which duplicate routes are eliminated would imply a decrease in total pollution in the affected markets, but by less than what one would have naively anticipated from removing one airline while keeping everything else constant. In other words, there are two effects that come as a result from removing an airline in a market. The first is a direct affect: pollution decreases by the amount of what the carrier that is no longer present in the market was polluting. But the remaining firms in the market will react strategically to the new market structure. In our exercises, we find that this indirect effect implies an increase in pollution. The overall effect is a net decrease in pollution. Moreover, given the non-linearities of the ATE's we estimate it looks like the overall effect, while negative, might be negligible in markets with four or more competitors.

While it is not clear that merger analysis, which is typically concerned with price increases post-merge or cost savings of the merging firms, should also consider externalities such as pollution, (social) welfare analysis should. Hence, our findings may serve as a guidance to the policy discussion of air traffic regulation.

References

- Abadie, A., 2003. Semiparametric instrumental variable estimation of treatment response models. *Journal of econometrics* 113 (2), 231–263. [7](#)
- Andrews, D. W., Schafgans, M. M., 1998. Semiparametric estimation of the intercept of a sample selection model. *The Review of Economic Studies* 65 (3), 497–517. [1](#)
- Andrews, D. W. K., Soares, G., 2010. Inference for parameters defined by moment inequalities using generalized moment selection. *Econometrica* 78 (1), 119–157. [9.2](#)
- Bajari, P., Hong, H., Ryan, S. P., 2010. Identification and estimation of a discrete game of complete information. *Econometrica* 78 (5), 1529–1568. [1](#)
- Berry, S. T., 1992. Estimation of a model of entry in the airline industry. *Econometrica: Journal of the Econometric Society*, 889–917. [1](#), [3](#), [3](#), [5](#), [9.1](#), [9.1](#)
- Borenstein, S., 1989. Hubs and high fares: Dominance and market power in the us airline industry. *RAND Journal of Economics* 20, 344–365. [9.1](#)

- Bresnahan, T. F., Reiss, P. C., 1990. Entry in monopoly market. *The Review of Economic Studies* 57 (4), 531–553. [3](#)
- Bresnahan, T. F., Reiss, P. C., 1991. Entry and competition in concentrated markets. *Journal of Political Economy*, 977–1009. [3](#)
- Brinch, C., Mogstad, M., Wiswall, M., 2017. Beyond LATE with a discrete instrument. *Journal of Political Economy*, Forthcoming. [7.1](#)
- Chay, K. Y., Greenstone, M., 2003. The impact of air pollution on infant mortality: Evidence from geographic variation in pollution shocks induced by a recession. *The Quarterly Journal of Economics*, 1121–1167. [9](#)
- Chesher, A., 2005. Nonparametric identification under discrete variation. *Econometrica* 73 (5), 1525–1550. [1](#)
- Chesher, A., Rosen, A., 2012. Simultaneous equations models for discrete outcomes: coherence, completeness, and identification. CeMMAP working paper, Centre for Microdata Methods and Practice. [3](#)
- Chesher, A., Rosen, A., 2017. Generalized instrumental variable models. *Econometrica*, forthcoming. [1](#)
- Chiburis, R. C., 2010. Semiparametric bounds on treatment effects. *Journal of Econometrics* 159 (2), 267–275. [4.1](#)
- Ciliberto, F., Murry, C., Tamer, E., 2013. Market structure and competition in airline markets. University of Virginia, Penn State University, Harvard University. [1](#), [9.1](#)
- Ciliberto, F., Tamer, E., 2009. Market structure and multiple equilibria in airline markets. *Econometrica* 77 (6), 1791–1828. [1](#), [1](#), [2](#), [3](#), [9](#), [9.1](#), [9.1](#)
- Dickstein, M. J., Morales, E., 2016. What do exporters know? working paper. [30](#)
- Federal Aviation Administration, 2015. Aviation emissions, impacts & mitigation: A primer. FAA, Office of Environment and Energy. [9.1](#), [29](#)
- Foster, A., Rosenzweig, M., 2008. Inequality and the sustainability of agricultural productivity growth: Groundwater and the green revolution in rural india. In: Prepared for the India Policy Conference at Stanford University. [5](#)
- Gentzkow, M., Shapiro, J. M., Sinkinson, M., 2011. The effect of newspaper entry and exit on electoral politics. *The American Economic Review* 101 (7), 2980–3018. [2](#)
- Goolsbee, A., Syverson, C., 2008. How do incumbents respond to the threat of entry? Evidence from the major airlines. *The Quarterly Journal of Economics* 123 (4), 1611–1633. [3](#)
- Han, S., 2018. Identification in nonparametric models for dynamic treatment effects. UT Austin. [1](#)

- Heckman, J., Pinto, R., 2015. Unordered monotonicity. University of Chicago. [1](#)
- Heckman, J. J., Urzua, S., Vytlačil, E., 2006. Understanding instrumental variables in models with essential heterogeneity. *The Review of Economics and Statistics* 88 (3), 389–432. [1](#), [19](#)
- Heckman, J. J., Vytlačil, E., 2005. Structural equations, treatment effects, and econometric policy evaluation¹. *Econometrica* 73 (3), 669–738. [7.1](#)
- Heckman, J. J., Vytlačil, E. J., 1999. Local instrumental variables and latent variable models for identifying and bounding treatment effects. *Proceedings of the national Academy of Sciences* 96 (8), 4730–4734. [7.1](#)
- Heckman, J. J., Vytlačil, E. J., 2007. Econometric evaluation of social programs, part I: Causal models, structural models and econometric policy evaluation. *Handbook of econometrics* 6, 4779–4874. [7.1](#)
- Imbens, G. W., Angrist, J. D., 1994. Identification and estimation of local average treatment effects. *Econometrica* 62 (2), 467–475. [1](#), [2](#), [7](#), [20](#)
- Jun, S. J., Pinkse, J., Xu, H., 2011. Tighter bounds in triangular systems. *Journal of Econometrics* 161 (2), 122–128. [1](#)
- Kalai, E., 2004. Large robust games. *Econometrica* 72 (6), 1631–1665. [3](#)
- Khan, S., Tamer, E., 2010. Irregular identification, support conditions, and inverse weight estimation. *Econometrica* 78 (6), 2021–2042. [1](#)
- Kline, B., Tamer, E., 2012. Bounds for best response functions in binary games. *Journal of Econometrics* 166 (1), 92–105. [3](#), [3](#)
- Knittel, C. R., Miller, D., Sanders, N. J., 2011. Caution, drivers! children present. traffic, pollution, and infant health. working paper. [9](#)
- Lee, S., Salanié, B., 2016. Identifying effects of multivalued treatments. Columbia University. [1](#)
- Manski, C. F., 1990. Nonparametric bounds on treatment effects. *The American Economic Review* 80 (2), 319–323. [4.1](#), [8](#)
- Manski, C. F., 1997. Monotone treatment response. *Econometrica: Journal of the Econometric Society*, 1311–1334. [1](#), [4.1](#), [6.2](#)
- Manski, C. F., 2013. Identification of treatment response with social interactions. *The Econometrics Journal* 16 (1), S1–S23. [1](#), [4.1](#), [6.2](#)
- Manski, C. F., Pepper, J. V., 2000. Monotone instrumental variables: With an application to the returns to schooling. *Econometrica* 68 (4), 997–1010. [1](#), [6.2](#), [21](#)
- Menzel, K., 2016. Inference for games with many players. *The Review of Economic Studies* 83, 306–337. [3](#)

- Mourifié, I., 2015. Sharp bounds on treatment effects in a binary triangular system. *Journal of Econometrics* 187 (1), 74–81. [4.1](#)
- Pinto, R., 2015. Selection bias in a controlled experiment: The case of moving to opportunity. University of Chicago. [1](#)
- Roberts, J. W., Sweeting, A., 2016. Airline mergers and the potential entry defense. working paper. [9.1](#)
- Schlenker, W., Walker, W. R., 2015. Airports, air pollution, and contemporaneous health. *The Review of Economic Studies*, rdv043. [1](#), [9](#)
- Sekhri, S., 2014. Wells, water, and welfare: the impact of access to groundwater on rural poverty and conflict. *American Economic Journal: Applied Economics* 6 (3), 76–102. [5](#)
- Shaikh, A. M., Vytlacil, E. J., 2011. Partial identification in triangular systems of equations with binary dependent variables. *Econometrica* 79 (3), 949–955. [1](#), [4.2](#), [4.1](#), [8](#), [D.3](#)
- Tamer, E., 2003. Incomplete simultaneous discrete response model with multiple equilibria. *The Review of Economic Studies* 70 (1), 147–165. [1](#), [3](#)
- Vytlacil, E., 2002. Independence, monotonicity, and latent index models: An equivalence result. *Econometrica* 70 (1), 331–341. [1](#), [7](#)
- Vytlacil, E., Yildiz, N., 2007. Dummy endogenous variables in weakly separable models. *Econometrica* 75 (3), 757–779. [1](#), [6](#), [4.3](#)
- Walker, R. E., Keane, C. R., Burke, J. G., 2010. Disparities and access to healthy food in the united states: A review of food deserts literature. *Health & place* 16 (5), 876–884. [4](#)

A Partial ATE

Define a *partial counterfactual outcome* as follows: with a partition $\mathbf{D} = (\mathbf{D}^1, \mathbf{D}^2) \in \mathcal{D}^1 \times \mathcal{D}^2 = \mathcal{D}$ and its realization $\mathbf{d} = (\mathbf{d}^1, \mathbf{d}^2)$,

$$Y_{\mathbf{d}^1, \mathbf{D}^2} \equiv \sum_{\mathbf{d}^2 \in \mathcal{D}^2} 1[\mathbf{D}^2 = \mathbf{d}^2] Y_{\mathbf{d}^1, \mathbf{d}^2}. \quad (\text{A.1})$$

This is a counterfactual outcome that is fully observed once $\mathbf{D}^1 = \mathbf{d}^1$ is realized. Then for each $\mathbf{d}^1 \in \mathcal{D}^1$, the partial ASF can be defined as

$$E[Y_{\mathbf{d}^1, \mathbf{D}^2}] = \sum_{\mathbf{d}^2 \in \mathcal{D}^2} E[Y_{\mathbf{d}^1, \mathbf{d}^2} | \mathbf{D}^2 = \mathbf{d}^2] \Pr[\mathbf{D}^2 = \mathbf{d}^2] \quad (\text{A.2})$$

and the *partial ATE* between \mathbf{d} and \mathbf{d}' as

$$E[Y_{\mathbf{d}^1, \mathbf{D}^2} - Y_{\mathbf{d}'^1, \mathbf{D}^2}]. \quad (\text{A.3})$$

Using this concept, we can consider complementarity concentrated on, e.g., the first two treatments: $E[Y_{11, \mathbf{D}^2} - Y_{01, \mathbf{D}^2}] > E[Y_{10, \mathbf{D}^2} - Y_{00, \mathbf{D}^2}]$.

B More Examples

Example 3 (Incumbents’ response to potential entrants). *In this example, we are interested in how market i ’s incumbents respond to the threat of entry of potential competitors. Let Y_i be an incumbent firm’s pricing or investment decision and $D_{s,i}$ be an entry decision by firm s in “nearby” markets, which can be formally defined in each context. For example, in airline entry, nearby markets are defined as city pairs that share the endpoints with the city pair of an incumbent (Goolsbee and Syverson (2008)). That is, potential entrants are airlines that operate in one (or both) of the endpoints of the incumbent’s market i , but who have not connected these endpoints. Then the parameter $E[Y_{\mathbf{d},i} - Y_{\mathbf{d}',i}]$ captures the incumbent’s response to the threat, specifically whether it responds by lowering the price or making an investment. As in Example 1, $Z_{s,i}$ are cost shifters and X_i are other factors affecting price of the incumbent, excluded from nearby markets, conditional of W_i . The characteristics of the incumbent’s market can be a candidate of X_i , such as the distance between the endpoints of the incumbent’s market in the airline example.*

Example 4 (Food desert). *Let Y_i denote a health outcome, such as diabetes prevalence, in region i , and $D_{s,i}$ be the exit decision by large supermarket s in the region. Then $E[Y_{\mathbf{d},i} - Y_{\mathbf{d}',i}]$ measures the effects of absence of supermarkets on health of the residents. Conditional on other factors W_i , the instrument $Z_{s,i}$ can include changes in local government’s zoning plans and X_i can include the region’s health-related variables, such as the number of hospitals and the obesity rate. This problem is related to the literature on “food desert” (e.g., Walker et al. (2010)).*

Example 5 (Ground water and agriculture). *In this example, we are interested in the impact of access to groundwater on economic outcomes in rural areas (Foster and Rosenzweig (2008)). In each Indian village i , symmetric wealthy farmers (of the same caste) make irrigation decisions $D_{s,i}$, i.e., whether or not to buy motor pumps, in the presence of peer effects and learning spillovers. Since ground water is a limited resource that is seasonally recharged and depleted, other farmers’ entry may negatively affects one’s payoff. The adoption of the technology affects Y_i , which can be the average of local wages of peasants or prices of agricultural products, or a village development or poverty level. In this example, continuous or binary instrument $Z_{s,i}$ can be the depth to groundwater, which is exogenously given (Sekhri (2014)), or provision of electricity for pumping in a randomized field experiment. X_i can be village-level characteristics that villagers do not know *ex ante* or do not concern about.*³¹

C Model with Common Z

Consider model (2.1)–(2.2) but with instruments common to all players/treatments, i.e., $Z_1 = \dots = Z_S$:

$$\begin{aligned} Y &= \theta(\mathbf{D}, X, \epsilon_{\mathbf{D}}), \\ D_s &= 1 [\nu^s(\mathbf{D}_{-s}, Z_1) \geq U_s], \quad s \in \{1, \dots, S\}. \end{aligned}$$

³¹Especially in this example, the number of players/treatments S_i is allowed to vary across villages. We assume in this case that players/treatments are symmetric (in a sense that becomes clear later) and $\nu^1(\cdot) = \dots = \nu^{S_i}(\cdot) = \nu(\cdot)$.

This setting can be motivated by such instruments as appeared in Example 2. Given this model, Assumptions SS, SY1, M1, IN, EX and C will be understood with $Z_1 = \dots = Z_S$ imposed.³² Then the bound analysis for the ATE including sharpness as well as the LATE result will naturally follow. The intuition of this straightforward extension is as follows. As a generalized version of monotonicity in the treatment selection process is restored (Theorem 3.1), model (2.1)–(2.2) can essentially be seen as a triangular model with an ordered-choice type of a first-stage. Therefore an instrument that “shift” the entire first-stage process is sufficient for the purpose of our analyses. Player-specific instruments do introduce an additional source of variation, as it is crucial for the point identification of the ATE that employs identification at infinity.

D Proofs

D.1 Proof of Proposition 3.1

The following proposition is useful in proving Proposition 3.1:

Proposition D.1. *Let R and Q be sets defined by Cartesian products: $R = \prod_{s=1}^S r_s$ and $Q = \prod_{s=1}^S q_s$ where r_s and q_s are intervals in \mathbb{R} . Then the following holds:*

- (i) *If $r_s \cap q_s = \emptyset$ for some s , then $R \cap Q = \emptyset$;*
- (ii) *If $r_s \sim q_s \forall s$, then $R \sim Q$;*
- (iii) *If $r_s \approx q_s$ for some s , then $R \approx Q$;*
- (iv) *$R \cap Q = \prod_{s=1}^S r_s \cap q_s$;*
- (v) *$cl(R) = \prod_{s=1}^S cl(r_s)$ where $cl(\cdot)$ is the closure of its argument.*

The proof of this proposition follows directly from the definition of R and Q . To utilize Proposition D.1, we show that Proposition 3.1(i)–(iii) are implied by similar statements that satisfy for all individual pairs between two regions: (i') $R_{\mathbf{d}^j} \cap R_{\mathbf{d}^{j'}} = \emptyset \forall \mathbf{d}^j \in M_j$ and $\forall \mathbf{d}^{j'} \in M_{j'}$ with $j \neq j'$; (ii') $R_{\mathbf{d}^j}$ and $R_{\mathbf{d}^{j-1}}$ are neighboring sets $\forall \mathbf{d}^j \in M_j$ and $\forall \mathbf{d}^{j-1} \in M_{j-1}$; (iii') $R_{\mathbf{d}^j}$ and $R_{\mathbf{d}^{j-t}}$ are not neighboring sets $\forall \mathbf{d}^j \in M_j$ and $\forall \mathbf{d}^{j-t} \in M_{j-t}$ with $t \geq 2$.

Before proving Proposition 3.1(i), we prove (i'). We first show a simple case as a reference: $R_{\mathbf{e}^j} \cap R_{\mathbf{e}^{j-1}} = \emptyset$ for $j = 1, \dots, S$. Note that

$$R_{\mathbf{e}^j}(\mathbf{z}) = \left\{ \prod_{s=1}^j (0, \nu_{j-1}^s(z_s)] \right\} \times \left\{ \prod_{s=j+1}^S (\nu_j^s(z_s), 1] \right\}$$

$$R_{\mathbf{e}^{j-1}}(\mathbf{z}) = \left\{ \prod_{s=1}^{j-1} (0, \nu_{j-2}^s(z_s)] \right\} \times \left\{ \prod_{s=j}^S (\nu_{j-1}^s(z_s), 1] \right\}$$

and the j -th coordinates are $(0, \nu_{j-1}^j(z_j)]$ in $R_{\mathbf{e}^j}$ and $(\nu_{j-1}^j(z_j), 1]$ in $R_{\mathbf{e}^{j-1}}$. Since these two intervals are disjoint, by Proposition D.1(i), we can conclude that $R_{\mathbf{e}^j} \cap R_{\mathbf{e}^{j-1}} = \emptyset$. Now to prove (i'), we equivalently prove $R_{\mathbf{d}^j} \cap R_{\mathbf{d}^{j-t}} = \emptyset$ for $t \geq 1$ and $0 \leq j - t \leq S - t$, and draw insights from the simple case. Note that \mathbf{d}^{j-t} contains $S - j + t$ zeros. Then there exists

³²Assumption ASY may be slightly harder to justify with a common instrument.

s^* such that $d_{s^*}^j = 1$ but $d_{s^*}^{j-t} = 0$, i.e., $U_{s^*} \in \left(0, \nu_{j-1}^{s^*}(z_{s^*})\right]$ in $R_{\mathbf{d}^j}$ but $U_{s^*} \in \left(\nu_{j-t}^{s^*}(z_{s^*}), 1\right]$ in $R_{\mathbf{d}^{j-t}}$. Suppose not. Then $\forall s$ such that $d_s^j = 1$, it must hold that $d_s^{j-t} = 1$. This implies that \mathbf{d}^{j-t} has at least as many elements of unity as \mathbf{d}^j , which is contradiction as $t \geq 1$. Therefore since $\left(0, \nu_{j-1}^{s^*}(z_{s^*})\right]$ and $\left(\nu_{j-t}^{s^*}(z_{s^*}), 1\right]$ are disjoint, $R_{\mathbf{d}^j}$ and $R_{\mathbf{d}^{j-t}}$ are disjoint. When $t \geq 2$, by Assumption SS, $\nu_{j-t}^{s^*}(z_{s^*}) > \nu_{j-1}^{s^*}(z_{s^*})$ and therefore $\left(\nu_{j-t}^{s^*}(z_{s^*}), 1\right]$ and $\left(0, \nu_{j-1}^{s^*}(z_{s^*})\right]$ are disjoint and thus the same conclusion follows. Also when $t = 1$, $\left(\nu_{j-1}^{s^*}(z_{s^*}), 1\right]$ and $\left(0, \nu_{j-1}^{s^*}(z_{s^*})\right]$ are obviously disjoint. This proves (i').

For Proposition 3.1(i), one can conclude from (i') that $R_{\mathbf{d}^j}$ is disjoint to $R_{\mathbf{d}^{j'}}$ for any $\mathbf{d}^{j'} \in M_{j'}$ and hence is disjoint to $\bigcup_{\mathbf{d} \in M_{j'}} R_{\mathbf{d}}$. This is true $\forall \mathbf{d}^j \in M_j$, and therefore $\bigcup_{\mathbf{d} \in M_j} R_{\mathbf{d}}$ is disjoint to $\bigcup_{\mathbf{d} \in M_{j'}} R_{\mathbf{d}}$.

To prove (ii'), by Proposition D.1(ii), one needs to show that each pair of intervals of the same coordinate are neighboring intervals. This is immediately true for R_{e^j} and $R_{e^{j-1}}$ above, since (a) for coordinates $1 \leq s \leq j-1$, $\left(0, \nu_{j-1}^s(z_s)\right] \sim \left(0, \nu_{j-2}^s(z_s)\right]$ with a nonempty intersection since $\left(0, \nu_{j-1}^s(z_s)\right] \subset \left(0, \nu_{j-2}^s(z_s)\right]$; (b) for coordinate $s = j$, $\left(0, \nu_{j-1}^j(z_j)\right] \sim \left(\nu_{j-1}^j(z_j), 1\right]$ and they are disjoint; and (c) for coordinates $j+1 \leq s \leq S$, $\left(\nu_j^s(z_s), 1\right] \sim \left(\nu_{j-1}^s(z_s), 1\right]$ with a nonempty intersection since $\left(\nu_j^s(z_s), 1\right] \supset \left(\nu_{j-1}^s(z_s), 1\right]$. Now consider $R_{\mathbf{d}^j}$ and $R_{\mathbf{d}^{j-1}}$. In \mathbf{d}^j and \mathbf{d}^{j-1} , there exists s^* such that $d_{s^*}^j = 1$ but $d_{s^*}^{j-1} = 0$ by the same argument as above with $t = 1$. The rest of the elements in \mathbf{d}^j and \mathbf{d}^{j-1} fall into one of the four types: for $s \neq s^*$, (a') $d_s^j = d_s^{j-1} = 1$; (b') $d_s^j = 1$ but $d_s^{j-1} = 0$; (c') $d_s^j = d_s^{j-1} = 0$; and (d') $d_s^j = 0$ but $d_s^{j-1} = 1$. See Table 1 in the main text for an example of this result. We aim to express the corresponding intervals of U_s that generate these values of d_s^j and d_s^{j-1} . By definition, the number of ones (and zeros) in \mathbf{d}^j and \mathbf{d}^{j-1} differs only by one, which happens in each vector's s^* -th element. Knowing this, for these pairs of d_s^j and d_s^{j-1} in (a')–(d'), we can determine the decision of the opponents of player s (i.e., the value of j in ν_j^s) which is useful to construct the payoff of s , and thus the corresponding interval of U_s . Specifically, we can determine that the corresponding interval pairs are: (a'') $\left(0, \nu_{j-1}^s(z_s)\right]$ and $\left(0, \nu_{j-2}^s(z_s)\right]$; (b'') $\left(0, \nu_{j-1}^s(z_s)\right]$ and $\left(\nu_{j-1}^s(z_s), 1\right]$; (c'') $\left(\nu_j^s(z_s), 1\right]$ and $\left(\nu_{j-1}^s(z_s), 1\right]$; (d'') $\left(\nu_j^s(z_s), 1\right]$ and $\left(0, \nu_{j-2}^s(z_s)\right]$. It is straightforward that the pairs in (a'')–(c'') are neighboring sets by the same arguments as for (a)–(c). The pair in (d'') are also neighboring sets because $\nu_j^s(z_s) < \nu_{j-2}^s(z_s)$ by Assumption SS. Lastly, for coordinate s^* , $\left(0, \nu_{j-1}^{s^*}(z_{s^*})\right] \sim \left(\nu_{j-1}^{s^*}(z_{s^*}), 1\right]$ as in (b''). Therefore, $R_{\mathbf{d}^j} \sim R_{\mathbf{d}^{j-1}}$.

For Proposition 3.1(ii), one can conclude from (ii') that $R_{\mathbf{d}^j}$ neighbors $R_{\mathbf{d}^{j-1}}$ for any $\mathbf{d}^{j-1} \in M_{j-1}$ and hence neighbors $\bigcup_{\mathbf{d} \in M_{j-1}} R_{\mathbf{d}}$. This is true $\forall \mathbf{d}^j \in M_j$, and therefore $\bigcup_{\mathbf{d} \in M_j} R_{\mathbf{d}} \sim \bigcup_{\mathbf{d} \in M_{j-1}} R_{\mathbf{d}}$.

The result in Proposition 3.1(iii) follows from the proof of (i') above that there exists s^* such that $d_{s^*}^j = 1$ but $d_{s^*}^{j-t} = 0$, i.e., $U_{s^*} \in \left(0, \nu_{j-1}^{s^*}(z_{s^*})\right]$ in $R_{\mathbf{d}^j}$ but $U_{s^*} \in \left(\nu_{j-t}^{s^*}(z_{s^*}), 1\right]$ in

$R_{\mathbf{d}^{j-t}}$. When $t \geq 2$, by Assumption SS, $\nu_{j-t}^{s*}(z_{s*}) > \nu_{j-1}^{s*}(z_{s*})$ and therefore $\left(0, \nu_{j-1}^{s*}(z_{s*})\right] \approx \left(\nu_{j-t}^{s*}(z_{s*}), 1\right]$ which implies that, by Proposition D.1(iii), their Cartesian products are not neighboring sets.

Lastly, we prove Proposition 3.1(iv). We consider a S -dimensional hyper-grid for $(0, 1]^S$ that runs through all possible values of ν_j^s across $j = 0, \dots, S$ for each $s = 1, \dots, S$. Specifically, under Assumption SS and by conveniently letting $\nu_S^s = 0$ and $\nu_{-1}^s = 1$, the hyper-grid is a Cartesian product of 1-dimensional grids defined by $0 = \nu_S^s < \nu_{S-1}^s < \dots < \nu_0^s < \nu_{-1}^s = 1$ for each coordinate s . Let each hyper-cube in this hyper-grid be represented as

$$r_1(j_1) \times r_2(j_2) \times \dots \times r_S(j_S) \equiv (\nu_{j_1}^1, \nu_{j_1-1}^1] \times (\nu_{j_2}^2, \nu_{j_2-1}^2] \times \dots \times (\nu_{j_S}^S, \nu_{j_S-1}^S],$$

where $r_s(\cdot)$ are intervals implicitly defined in the equation and labeled with $j_s = 0, \dots, S$. Using these notations, $R_{\mathbf{e}^j}$ for $j = 0, \dots, S$ can be expressed as

$$\begin{aligned} R_{\mathbf{e}^j} &= \left\{ \mathbf{U} : (U_1, \dots, U_S) \in \left\{ \prod_{s=1}^j \bigcup_{k=j}^S r_s(k) \right\} \times \left\{ \prod_{s=j+1}^S \bigcup_{k=0}^j r_s(k) \right\} \right\} \\ &= \left\{ \mathbf{U} : (U_1, \dots, U_S) \in \bigcup_{j_1=j}^S \dots \bigcup_{j_j=j}^S \cdot \bigcup_{j_{j+1}=0}^j \dots \bigcup_{j_S=0}^j r_1(j_1) \times \dots \times r_S(j_S) \right\}, \end{aligned} \quad (\text{D.1})$$

where the second equality is by iteratively applying the following: for sets A , B and C being Cartesian products (including intervals as a trivial case),

$$(A \cup B) \times C = (A \times C) \cup (B \times C).$$

More generally, $R_{\mathbf{d}_\sigma^j}$ for some $\sigma(\cdot) \in \Sigma$ can be defined as

$$R_{\mathbf{d}_\sigma^j} = \left\{ \mathbf{U} : (U_{\sigma(1)}, \dots, U_{\sigma(S)}) \in \bigcup_{j_1=j}^S \dots \bigcup_{j_j=j}^S \cdot \bigcup_{j_{j+1}=0}^j \dots \bigcup_{j_S=0}^j r_{\sigma(1)}(j_1) \times \dots \times r_{\sigma(S)}(j_S) \right\}. \quad (\text{D.2})$$

Below we show that any hyper-cube $r_1(j_1) \times r_2(j_2) \times \dots \times r_S(j_S)$ is contained in one of $R_{\mathbf{d}_\sigma^j}$'s for some j and $\sigma(\cdot)$. We first proceed by showing that there are hyper-cubes that are contained in $R_{\mathbf{e}^j}$'s. We then show that any hyper-cube can be transformed using a permutation function into a hyper-cube contained in $R_{\mathbf{e}^j}$, which means that the original hyper-cube is contained in some $R_{\mathbf{d}^j}$ which is a “permuted version” of $R_{\mathbf{e}^j}$.

Claim 1: For $j_1 \geq j_2 \geq \dots \geq j_S$, $r_1(j_1) \times r_2(j_2) \times \dots \times r_S(j_S)$ is contained in $R_{\mathbf{e}^j}$ for some $j \leq j_1$.

Claim 2: For any $\{j_1, \dots, j_S\}$, $r_1(j_1) \times r_2(j_2) \times \dots \times r_S(j_S)$ is contained in $R_{\mathbf{d}^j}$ for $j \leq \max\{j_1, \dots, j_S\}$.

Proof of Claim 1: Start with a hyper-cube at a corner:

$$r_1(0) \times r_2(0) \times \cdots \times r_S(0) \equiv (\nu_0^1, 1] \times (\nu_0^2, 1] \times \cdots \times (\nu_0^S, 1].$$

This hyper-cube is contained in R_{e^0} as the two in fact coincide. Consider the next hyper-cube on the grid along the 1-st coordinate: $r_1(1) \times r_1(0) \times \cdots \times r_S(0)$. This hyper-cube is contained in R_{e^1} as

$$R_{e^1} = \bigcup_{j_1=1}^S \cdot \bigcup_{j_2=0}^1 \cdots \bigcup_{j_S=0}^1 r_1(j_1) \times \cdots \times r_S(j_S).$$

We move to the 2-nd coordinate holding the 1-st coordinate fixed. Then $r_1(1) \times r_2(1) \times r_3(0) \times \cdots \times r_S(0)$ is still contained in R_{e^1} . Likewise, from $r_1(1) \times r_2(1) \times r_3(1) \times r_4(0) \times \cdots \times r_S(0)$ all the way to $r_1(1) \times \cdots \times r_S(1)$, these hyper-cubes are contained in R_{e^1} .

Now consider the next hyper-cube along the 1-st coordinate, i.e., $r_1(2) \times r_2(0) \times \cdots \times r_S(0)$. This is contained in R_{e^1} . We move to the next coordinates holding the 1-st coordinate fixed. Then $r_1(2) \times r_2(1) \times r_3(0) \times \cdots \times r_S(0)$, $r_1(2) \times r_2(1) \times r_3(1) \times r_4(0) \times \cdots \times r_S(0)$ to $r_1(2) \times r_1(1) \times \cdots \times r_S(1)$ are still contained in R_{e^1} . But the next $r_1(2) \times r_2(2) \times r_3(0) \times \cdots \times r_S(0)$ is no longer contained in R_{e^1} but is contained in

$$R_{e^2} = \bigcup_{j_1=2}^S \cdot \bigcup_{j_2=2}^S \cdot \bigcup_{j_3=0}^2 \cdots \bigcup_{j_S=0}^2 r_1(j_1) \times r_2(j_2) \times \cdots \times r_S(j_S).$$

Likewise, following the same sequential rule, $r_1(2) \times r_2(2) \times r_3(1) \times r_4(0) \times \cdots \times r_S(0)$, $r_1(2) \times r_2(2) \times r_3(1) \times r_4(1) \times r_5(0) \times \cdots \times r_S(0)$ to $r_1(2) \times \cdots \times r_S(2)$ are all contained in R_{e^2} . This argument can iteratively be applied to all other hyper-cubes $r_1(j_1) \times r_2(j_2) \times \cdots \times r_S(j_S)$ generated by the same sequential rule maintaining $j_1 \geq j_2 \geq \cdots \geq j_S$. This proves Claim 1.

Proof of Claim 2: In general, consider $r_1(j_1) \times \cdots \times r_S(j_S)$ for given j_1, \dots, j_S . There exists permutation $\sigma(\cdot)$ and a sequence $\{k_s\}_{s=1}^S$ such that $j_s = k_{\sigma(s)}$ and $k_1 \geq k_2 \geq \cdots \geq k_S$. Then a hyper-cube

$$r_{\sigma(1)}(j_1) \times \cdots \times r_{\sigma(S)}(j_S) = r_{\sigma(1)}(k_{\sigma(1)}) \times \cdots \times r_{\sigma(S)}(k_{\sigma(S)})$$

in the space of $(U_{\sigma(1)}, \dots, U_{\sigma(S)})$, or equivalently $r_1(k_1) \times \cdots \times r_S(k_S)$ in the space of (U_1, \dots, U_S) , satisfies the condition in Claim 1 and thus is contained in R_{e^j} for some $j \leq k_S$ by Claim 1. Let $\sigma^{-1}(\cdot)$ be the inverse of $\sigma(\cdot)$. Note that $\sigma^{-1}(\cdot)$ itself is a permutation function. In general, for permutation $\tilde{\sigma}(\cdot)$, if $r_1(k_1) \times \cdots \times r_S(k_S)$ is contained in R_{e^j} for some j , then $r_{\tilde{\sigma}(1)}(k_1) \times \cdots \times r_{\tilde{\sigma}(S)}(k_S)$ is contained in $R_{d_{\tilde{\sigma}}^j}$ by definition. Therefore, since $r_{\sigma^{-1}(\sigma(s))}(j_s) = r_s(j_s) \forall s$, we can conclude that $r_1(j_1) \times \cdots \times r_S(j_S)$ is contained in $R_{d_{\sigma^{-1}}^j}$ for $j \leq k_S = j_{\sigma^{-1}(S)}$. This proves Claim 2.

D.2 Proof of Theorem 3.1

We prove the theorem by showing the following lemma:

Lemma D.1. *Under Assumptions SS, SY1 and M1 and for $j = 0, \dots, S-1$, $\mathbf{R}^{\leq j}(\mathbf{z})$ is expressed as a union across $\sigma(\cdot) \in \Sigma$ of Cartesian products, each of which is a product of intervals that are either $(0, 1]$ or $\left(\nu_j^{\sigma(s)}(z_{\sigma(s)}), 1\right]$ for some $s = 1, \dots, S$.*

This lemma asserts that the region which predicts all equilibria with at most j entrants is solely determined by the payoffs of players who stay out facing j entering opponents. Given this lemma, (3.5) holds by Assumption M1.

To prove Lemma D.1, first, consider a pair of $R_{\mathbf{d}^{j+1}}(\mathbf{z})$ and $R_{\mathbf{d}^j}(\mathbf{z})$ (for $\mathbf{d}^{j+1} \in M_{j+1}$ and $\mathbf{d}^j \in M_j$) in $\mathbf{R}_{j+1}(\mathbf{z})$ and $\mathbf{R}_j(\mathbf{z})$, respectively. From the proof of Proposition 3.1(ii), we know that the elements in \mathbf{d}^{j+1} and \mathbf{d}^j fall into one of the four types (a')–(d') (including s^*), and thus the corresponding pairs of intervals fall into one of the four types: (a[†]) $\left(0, \nu_j^s(z_s)\right]$ and $\left(0, \nu_{j-1}^s(z_s)\right]$; (b[†]) $\left(0, \nu_j^s(z_s)\right]$ and $\left(\nu_j^s(z_s), 1\right]$; (c[†]) $\left(\nu_{j+1}^s(z_s), 1\right]$ and $\left(\nu_j^s(z_s), 1\right]$; (d[†]) $\left(\nu_{j+1}^s(z_s), 1\right]$ and $\left(0, \nu_{j-1}^s(z_s)\right]$.

Definition D.1. *For two Cartesian products R and Q such that $R \sim Q$ and $R \cap Q = \emptyset$, their border $R \parallel Q$ is a set that satisfies $R \parallel Q \equiv cl(R) \cap cl(Q)$. Also, the border $R \parallel Q$ is a hyper-surface that is common to $cl(R)$ and $cl(Q)$.*

By Proposition 3.1, $R_{\mathbf{d}^{j+1}}(\mathbf{z}) \sim R_{\mathbf{d}^j}(\mathbf{z})$ and $R_{\mathbf{d}^{j+1}}(\mathbf{z}) \cap R_{\mathbf{d}^j}(\mathbf{z}) = \emptyset$, and thus their border can be properly defined. Given (a[†])–(d[†]), we show that $R_{\mathbf{d}^{j+1}}(\mathbf{z}) \parallel R_{\mathbf{d}^j}(\mathbf{z})$ is a Cartesian product of $\left(0, \nu_j^s(z_s)\right] \parallel \left(\nu_j^s(z_s), 1\right] = \{\nu_j^s(z_s)\}$ (for some s) and other intervals. Specifically, by applying Proposition D.1(iv) and (v) with $R = cl(R_{\mathbf{d}^{j+1}}(\mathbf{z}))$, $Q = cl(R_{\mathbf{d}^j}(\mathbf{z}))$, and r_s and q_s being the closures of the intervals in (a[†])–(d[†]), we have

$$R_{\mathbf{d}^{j+1}}(\mathbf{z}) \parallel R_{\mathbf{d}^j}(\mathbf{z}) = \{\nu_j^s(z_s)\} \times \prod_{k \neq s} r_k \cap q_k, \quad (\text{D.3})$$

for some s , where each $r_k \cap q_k$ is one of $\left[0, \nu_j^k(z_k)\right]$, $\{\nu_j^k(z_k)\}$, $\left[\nu_j^k(z_k), 1\right]$, and $\left[\nu_{j+1}^k(z_k), \nu_{j-1}^k(z_k)\right]$. Observe that $R_{\mathbf{d}^{j+1}}(\mathbf{z}) \parallel R_{\mathbf{d}^j}(\mathbf{z})$ is therefore a lower-dimensional Cartesian product (with dimension less than S), which is consistent with the notion of a border or a hyper-surface. Also, observe that this hyperspace is located at $\nu_j^s(z_s)$ in the s -coordinate. Likewise, (D.3) holds for any $R_{\mathbf{d}^{j+1}}(\mathbf{z})$ and $R_{\mathbf{d}^j}(\mathbf{z})$ pair with a different value of s and different choice for each $r_k \cap q_k$. But, since $cl(A \cup B) = cl(A) \cup cl(B)$ for any sets A and B , $cl(\mathbf{R}_{j+1}(\mathbf{z})) = \bigcup_{\mathbf{d} \in M_{j+1}} cl(R_{\mathbf{d}}(\mathbf{z}))$ and $cl(\mathbf{R}_j(\mathbf{z})) = \bigcup_{\mathbf{d} \in M_j} cl(R_{\mathbf{d}}(\mathbf{z}))$, and thus

$$\mathbf{R}_{j+1}(\mathbf{z}) \parallel \mathbf{R}_j(\mathbf{z}) = \bigcup_{\mathbf{d}^{j+1} \in M_{j+1}} \bigcup_{\mathbf{d}^j \in M_j} (R_{\mathbf{d}^{j+1}}(\mathbf{z}) \parallel R_{\mathbf{d}^j}(\mathbf{z})). \quad (\text{D.4})$$

Now, let $\mathbf{R}^{>j}(\mathbf{z}) \equiv \bigcup_{\mathbf{d} \in M^{>j}} R_{\mathbf{d}}(\mathbf{z}) = \mathcal{U} \setminus \mathbf{R}^{\leq j}(\mathbf{z})$ where $M^{>j} \equiv \bigcup_{k=j+1}^S M_k$. Note that $\mathbf{R}^{\leq j}(\mathbf{z}) \sim \mathbf{R}^{>j}(\mathbf{z})$ and $\mathbf{R}^{\leq j}(\mathbf{z}) \cap \mathbf{R}^{>j}(\mathbf{z}) = \emptyset$ by Proposition 3.1. Then $\mathbf{R}^{\leq j}(\mathbf{z}) \parallel \mathbf{R}^{>j}(\mathbf{z}) = \mathbf{R}_{j+1}(\mathbf{z}) \parallel \mathbf{R}_j(\mathbf{z})$ by the discussions around (3.4). Since $\mathbf{R}^{\leq j}(\mathbf{z}) \cup \mathbf{R}^{>j}(\mathbf{z}) = \mathcal{U}$ by definition, $\mathbf{R}^{\leq j}(\mathbf{z}) \parallel \mathbf{R}^{>j}(\mathbf{z})$ is the only nontrivial hyper-surface of $cl(\mathbf{R}^{\leq j}(\mathbf{z}))$ (and of $cl(\mathbf{R}^{>j}(\mathbf{z}))$), i.e., a surface that is not part of the surface of $cl(\mathcal{U})$. Therefore by (D.3) and (D.4), we can conclude that $cl(\mathbf{R}^{\leq j}(\mathbf{z}))$ and hence $\mathbf{R}^{\leq j}(\mathbf{z})$ is a function of \mathbf{z} only through $\nu_j^s(z_s) \forall s$.

Moreover, in the expression of $R_{\mathbf{d}^k}(\mathbf{z})$ in (3.2) with $k \leq j-1$ (and hence in the expression of $\mathbf{R}^{\leq j-1}(\mathbf{z})$), there is no interval with $\nu_j^s(z_s)$ in its endpoint by definition.³³ Also, the interval in the expression of $R_{\mathbf{d}^j}(\mathbf{z})$ in (3.2) (and hence in the expression of $\mathbf{R}^j(\mathbf{z})$) that has $\nu_j^s(z_s)$ in its endpoints is $(\nu_j^s(z_s), 1] \forall s$. Consequently, $\mathbf{R}^{\leq j}(\mathbf{z}) = \mathbf{R}^{\leq j-1}(\mathbf{z}) \cup \mathbf{R}^j(\mathbf{z})$ is only expressed with $(\nu_j^s(z_s), 1] \forall s$ and $(0, 1]$. If $\mathbf{R}^{\leq j}(\mathbf{z})$ is expressed using other intervals whose endpoints are functions of z_s , then it contradicts the fact that $\mathbf{R}^{\leq j}(\mathbf{z})$ is a function of \mathbf{z} only through $\nu_j^s(z_s)$. This completes the proof.

D.3 Proof of Theorem 4.1

Recall $M^{\leq j} \equiv M^j$ and $M^{>j} \equiv \bigcup_{k=j+1}^S M_k$. Then the bounds (4.14) and (4.15) can be rewritten as

$$U_{\mathbf{d}^j} = \inf_{\mathbf{z} \in \mathcal{Z}} \{ \tilde{p}_{M^{>j-1}}(\mathbf{z}) + p_{M^{\leq j-1}}(\mathbf{z}) \}, \quad L_{\mathbf{d}^j} = \sup_{\mathbf{z} \in \mathcal{Z}} \{ \tilde{p}_{M^{\leq j}}(\mathbf{z}) + p_{M^{>j}}(\mathbf{z}) \},$$

where for a set $M \subset \mathcal{D}$, $\tilde{p}_M(\mathbf{z}) \equiv \Pr[Y = 1, \mathbf{D} \in M | \mathbf{Z} = \mathbf{z}]$ and $p_M(\mathbf{z}) \equiv \Pr[\mathbf{D} \in M | \mathbf{Z} = \mathbf{z}]$. Since $\mathcal{D} = M^{\leq \tilde{j}} \cup M^{>\tilde{j}}$ for some \tilde{j} , note that $\tilde{p}_{M^{>\tilde{j}}}(\mathbf{z}) = \Pr[Y = 1 | \mathbf{Z} = \mathbf{z}] - \tilde{p}_{M^{\leq \tilde{j}}}(\mathbf{z})$. Using this result, for \mathbf{z}, \mathbf{z}' such that $\sum_{k=j'+1}^S h_k^D(\mathbf{z}, \mathbf{z}') = p_{M^{>j'}}(\mathbf{z}) - p_{M^{>j'}}(\mathbf{z}') > 0$ ($j' = 0, \dots, S-1$), observe that each term in $U_{\mathbf{d}^j}$ satisfies

$$\begin{aligned} \tilde{p}_{M^{>j-1}}(\mathbf{z}) - \tilde{p}_{M^{>j-1}}(\mathbf{z}') &= -\tilde{p}_{M^{\leq j-1}}(\mathbf{z}) + \tilde{p}_{M^{\leq j-1}}(\mathbf{z}') = \Pr[\epsilon \leq \mu_{\mathbf{D}}, \mathbf{U} \in \Delta^j(\mathbf{z}', \mathbf{z})] \\ p_{M^{\leq j-1}}(\mathbf{z}) - p_{M^{\leq j-1}}(\mathbf{z}') &= -\Pr[\mathbf{U} \in \Delta^j(\mathbf{z}', \mathbf{z})] \end{aligned}$$

by (D.8) and (D.11), and thus

$$\tilde{p}_{M^{>j-1}}(\mathbf{z}) + p_{M^{\leq j-1}}(\mathbf{z}) - \{ \tilde{p}_{M^{>j-1}}(\mathbf{z}') + p_{M^{\leq j-1}}(\mathbf{z}') \} = -\Pr[\epsilon > \mu_{\mathbf{D}}, \mathbf{U} \in \Delta^j(\mathbf{z}', \mathbf{z})] < 0.$$

Then this relationship creates a *partial ordering* of $\tilde{p}_{M^{>j-1}}(\mathbf{z}) + p_{M^{\leq j-1}}(\mathbf{z})$ as a function of \mathbf{z} in terms of $p_{M^{>j'}}(\mathbf{z})$ (for any j'). According to this ordering, $\tilde{p}_{M^{>j-1}}(\mathbf{z}) + p_{M^{\leq j-1}}(\mathbf{z})$ takes its smallest value as $p_{M^{>j'}}(\mathbf{z})$ takes its largest value. Therefore, by (4.17),

$$U_{\mathbf{d}^j} = \inf_{\mathbf{z} \in \mathcal{Z}} \{ \tilde{p}_{M^{>j-1}}(\mathbf{z}) + p_{M^{\leq j-1}}(\mathbf{z}) \} = \tilde{p}_{M^{>j-1}}(\bar{\mathbf{z}}) + p_{M^{\leq j-1}}(\bar{\mathbf{z}}).$$

By a symmetric argument, $L_{\mathbf{d}^j} = \sup_{\mathbf{z} \in \mathcal{Z}} \{ \tilde{p}_{M^{\leq j}}(\mathbf{z}) + p_{M^{>j}}(\mathbf{z}) \} = \tilde{p}_{M^{\leq j}}(\underline{\mathbf{z}}) + p_{M^{>j}}(\underline{\mathbf{z}})$.

To prove that these bounds on $E[Y_{\mathbf{d}^j}]$ are sharp, it suffices to show that for $s_j \in [L_{\mathbf{d}^j}, U_{\mathbf{d}^j}]$, there exists a density function $f_{\epsilon, \mathbf{U}}^*$ such that the following claims hold:

- (A) $f_{\epsilon | \mathbf{U}}^*$ is strictly positive on \mathbb{R} .
- (B) The proposed model is consistent with the data: $\forall j = 0, \dots, S$

$$\begin{aligned} \Pr[\mathbf{D} \in M^{\leq j} | \mathbf{Z} = \mathbf{z}] &= \Pr[\mathbf{U}^* \in \mathbf{R}^{\leq j}(\mathbf{z})], \\ \Pr[Y = 1 | \mathbf{D} \in M^{\leq j}, \mathbf{Z} = \mathbf{z}] &= \Pr[\epsilon^* \leq \mu_{\mathbf{D}} | \mathbf{U}^* \in \mathbf{R}^{\leq j}(\mathbf{z})], \\ \Pr[Y = 1 | \mathbf{D} \in M^{>j}, \mathbf{Z} = \mathbf{z}] &= \Pr[\epsilon^* \leq \mu_{\mathbf{D}} | \mathbf{U}^* \in \mathbf{R}^{>j}(\mathbf{z})]. \end{aligned}$$

³³That is, the payoff $\nu_j^s(z_s)$ is not relevant in defining markets with fewer than j entrants.

(C) The proposed model is consistent with the specified values of $E[Y_{\mathbf{d}^j}]$: $\Pr[\epsilon^* \leq \mu_{\mathbf{d}^j}] = s_j$.

Theorem 3.1 and the partial ordering above establishes monotonicity of the event $\mathbf{U} \in \mathbf{R}^{\leq j}(\mathbf{z})$ (and $\mathbf{U} \in \mathbf{R}^{> j}(\mathbf{z})$) w.r.t. \mathbf{z} . For example, for \mathbf{z}, \mathbf{z}' such that $p_{M>j}(\mathbf{z}) > p_{M>j}(\mathbf{z}')$, Theorem 3.1 implies that $\mathbf{R}^{\leq j}(\mathbf{z}) \subset \mathbf{R}^{\leq j}(\mathbf{z}')$ and hence

$$1[\mathbf{U} \in \mathbf{R}^{\leq j}(\mathbf{z}')] - 1[\mathbf{U} \in \mathbf{R}^{\leq j}(\mathbf{z})] = 1[\mathbf{U} \in \mathbf{R}^{\leq j}(\mathbf{z}') \setminus \mathbf{R}^{\leq j}(\mathbf{z})]. \quad (\text{D.5})$$

Given $1[\mathbf{D} \in M^{\leq j}] = 1[\mathbf{U} \in \mathbf{R}^{\leq j}(\mathbf{Z})]$, (D.5) is analogous to a scalar treatment decision $\tilde{D} = 1[\tilde{D} = 1] = 1[\tilde{U} \leq \tilde{P}]$ with a scalar instrument \tilde{P} , where $1[\tilde{U} \leq p'] - 1[\tilde{U} \leq p] = 1[p \leq \tilde{U} \leq p']$ for $p' > p$. Based on this result and the results for the first part of Theorem 4.1, we can modify the proof of Theorem 2.1(iii) in Shaikh and Vytlacil (2011) to show (A)–(C).

D.4 Proof of Lemma 4.2

We introduce a lemma that establishes the connection between Theorem 3.1 and Lemma 4.2.

Lemma D.2. *Based on the results in Proposition 3.1, $h(\mathbf{z}, \mathbf{z}'; \mathbf{x}) \equiv \sum_{j=0}^S h_j(\mathbf{z}, \mathbf{z}', x_j)$ satisfies*

$$h(\mathbf{z}, \mathbf{z}'; \mathbf{x}) = \sum_{j=1}^S \int_{\Delta^{j-1}(\mathbf{z}', \mathbf{z})} \{\vartheta_j(x_j; \mathbf{u}) - \vartheta_{j-1}(x_{j-1}; \mathbf{u})\} d\mathbf{u}, \quad (\text{D.6})$$

where $\Delta^{j-1}(\mathbf{z}', \mathbf{z}) \equiv \mathbf{R}^{\leq j-1}(\mathbf{z}') \setminus \mathbf{R}^{\leq j-1}(\mathbf{z})$.

As a special case of this lemma, $h(\mathbf{z}', \mathbf{z}; x, \dots, x) = h(\mathbf{z}', \mathbf{z}, x) = \sum_{j=0}^S h_j(\mathbf{z}', \mathbf{z}, x)$ can be expressed as

$$h(\mathbf{z}', \mathbf{z}, x) = \sum_{j=1}^S \int_{\Delta^{j-1}(\mathbf{z}', \mathbf{z})} \{\vartheta_j(x; \mathbf{u}) - \vartheta_{j-1}(x; \mathbf{u})\} d\mathbf{u}. \quad (\text{D.7})$$

We prove Lemma D.2 by drawing on the results of Proposition 3.1. By Theorem 3.1, for \mathbf{z} and \mathbf{z}' such that (4.4) holds, we have

$$\mathbf{R}^j(\mathbf{z}) \subseteq \mathbf{R}^j(\mathbf{z}') \quad (\text{D.8})$$

for $j = 0, \dots, S$, including $\mathbf{R}^S(\mathbf{z}) = \mathbf{R}^S(\mathbf{z}') = \mathcal{U}$ as a trivial case. For those \mathbf{z} and \mathbf{z}' , introduce notations³⁴

$$\Delta_{j,+}(\mathbf{z}, \mathbf{z}') \equiv \mathbf{R}_j(\mathbf{z}) \setminus \mathbf{R}_j(\mathbf{z}'), \quad (\text{D.9})$$

$$\Delta_{j,-}(\mathbf{z}, \mathbf{z}') \equiv \mathbf{R}_j(\mathbf{z}') \setminus \mathbf{R}_j(\mathbf{z}), \quad (\text{D.10})$$

and

$$\Delta^j(\mathbf{z}', \mathbf{z}) \equiv \mathbf{R}^j(\mathbf{z}') \setminus \mathbf{R}^j(\mathbf{z}). \quad (\text{D.11})$$

³⁴Note that $\Delta_+(\mathbf{z}, \mathbf{z}')$ and $\Delta_-(\mathbf{z}, \mathbf{z}')$ defined in Section 4.2 for the $S = 2$ are simplified versions of these notations: $\Delta_+(\mathbf{z}, \mathbf{z}') = \Delta_{1,+}(\mathbf{z}, \mathbf{z}')$ and $\Delta_-(\mathbf{z}, \mathbf{z}') = \Delta_{1,-}(\mathbf{z}, \mathbf{z}')$.

Note that, for $j = 1, \dots, S$,

$$\mathbf{R}_j(\cdot) = \mathbf{R}^j(\cdot) \setminus \mathbf{R}^{j-1}(\cdot), \quad (\text{D.12})$$

since $\mathbf{R}^j(\mathbf{z}) \equiv \bigcup_{k=0}^j \mathbf{R}_k(\mathbf{z})$. Fix $j = 1, \dots, S$. Consider

$$\begin{aligned} \Delta_{j,+}(\mathbf{z}, \mathbf{z}') &= (\mathbf{R}^j(\mathbf{z}) \cap \mathbf{R}^{j-1}(\mathbf{z})^c) \cap (\mathbf{R}^j(\mathbf{z}') \cap \mathbf{R}^{j-1}(\mathbf{z}')^c)^c \\ &= (\mathbf{R}^j(\mathbf{z}) \cap \mathbf{R}^{j-1}(\mathbf{z})^c) \cap (\mathbf{R}^j(\mathbf{z}')^c \cup \mathbf{R}^{j-1}(\mathbf{z}')) \\ &= (\mathbf{R}^j(\mathbf{z}) \cap \mathbf{R}^{j-1}(\mathbf{z})^c \cap \mathbf{R}^j(\mathbf{z}')^c) \cup (\mathbf{R}^j(\mathbf{z}) \cap \mathbf{R}^{j-1}(\mathbf{z})^c \cap \mathbf{R}^{j-1}(\mathbf{z}')) \\ &= \{(\mathbf{R}^j(\mathbf{z}) \setminus \mathbf{R}^j(\mathbf{z}')) \cap \mathbf{R}^{j-1}(\mathbf{z})^c\} \cup \{(\mathbf{R}^{j-1}(\mathbf{z}') \setminus \mathbf{R}^{j-1}(\mathbf{z})) \cap \mathbf{R}^j(\mathbf{z})\} \\ &= \Delta^{j-1}(\mathbf{z}', \mathbf{z}) \cap \mathbf{R}^j(\mathbf{z}), \end{aligned}$$

where the first equality is by plugging in (D.12) into (D.9), the third equality is by the distributive law, and the last equality is by (D.8) and hence $(\mathbf{R}^j(\mathbf{z}) \setminus \mathbf{R}^j(\mathbf{z}')) \cap \mathbf{R}^{j-1}(\mathbf{z})^c = \emptyset$. But

$$\Delta^{j-1}(\mathbf{z}', \mathbf{z}) \cap \mathbf{R}^j(\mathbf{z}) = \Delta^{j-1}(\mathbf{z}', \mathbf{z}) \setminus (\Delta^{j-1}(\mathbf{z}', \mathbf{z}) \setminus \mathbf{R}^j(\mathbf{z})).$$

Symmetrically, by changing the role of \mathbf{z} and \mathbf{z}' , consider

$$\begin{aligned} \Delta_{j,-}(\mathbf{z}', \mathbf{z}) &= (\mathbf{R}^j(\mathbf{z}') \cap \mathbf{R}^{j-1}(\mathbf{z}')^c) \cap (\mathbf{R}^j(\mathbf{z}) \cap \mathbf{R}^{j-1}(\mathbf{z})^c)^c \\ &= \{(\mathbf{R}^j(\mathbf{z}') \setminus \mathbf{R}^j(\mathbf{z})) \cap \mathbf{R}^{j-1}(\mathbf{z}')^c\} \cup \{(\mathbf{R}^{j-1}(\mathbf{z}) \setminus \mathbf{R}^{j-1}(\mathbf{z}')) \cap \mathbf{R}^j(\mathbf{z}')\} \\ &= \Delta^j(\mathbf{z}', \mathbf{z}) \cap \mathbf{R}^{j-1}(\mathbf{z}')^c, \end{aligned}$$

where the last equality is by (D.8) that $\mathbf{R}^{j-1}(\mathbf{z}) \subset \mathbf{R}^{j-1}(\mathbf{z}')$. But

$$\Delta^j(\mathbf{z}', \mathbf{z}) \cap \mathbf{R}^{j-1}(\mathbf{z}')^c = \Delta^j(\mathbf{z}', \mathbf{z}) \setminus (\Delta^j(\mathbf{z}', \mathbf{z}) \cap \mathbf{R}^{j-1}(\mathbf{z}')).$$

Note that

$$\Delta^{j-1}(\mathbf{z}', \mathbf{z}) \setminus \mathbf{R}^j(\mathbf{z}) = \Delta^j(\mathbf{z}', \mathbf{z}) \setminus \mathbf{R}^{j-1}(\mathbf{z}') \equiv A^*, \quad (\text{D.13})$$

because

$$\begin{aligned} \Delta^{j-1}(\mathbf{z}', \mathbf{z}) \setminus \mathbf{R}^j(\mathbf{z}) &= \mathbf{R}^{j-1}(\mathbf{z}') \cap \mathbf{R}^{j-1}(\mathbf{z})^c \cap \mathbf{R}^j(\mathbf{z})^c = \mathbf{R}^{j-1}(\mathbf{z}') \cap \mathbf{R}^j(\mathbf{z})^c \\ &= \mathbf{R}^j(\mathbf{z}') \cap \mathbf{R}^j(\mathbf{z})^c \cap \mathbf{R}^{j-1}(\mathbf{z}') = \Delta^j(\mathbf{z}', \mathbf{z}) \cap \mathbf{R}^{j-1}(\mathbf{z}'), \end{aligned}$$

where the second equality is by $\mathbf{R}^{j-1}(\mathbf{z}) \subset \mathbf{R}^j(\mathbf{z})$ and the third equality is by $\mathbf{R}^{j-1}(\mathbf{z}') \subset \mathbf{R}^j(\mathbf{z}')$. In sum,

$$\Delta_{j,+}(\mathbf{z}, \mathbf{z}') = \Delta^{j-1}(\mathbf{z}', \mathbf{z}) \setminus A^*, \quad \Delta_{j,-}(\mathbf{z}, \mathbf{z}') = \Delta^j(\mathbf{z}', \mathbf{z}) \setminus A^*. \quad (\text{D.14})$$

(D.14) shows how the outflow $(\Delta_{j,+}(\mathbf{z}, \mathbf{z}'))$ and inflow $(\Delta_{j,-}(\mathbf{z}, \mathbf{z}'))$ of \mathbf{R}_j can be written in terms of the inflows of \mathbf{R}^{j-1} and \mathbf{R}^j , respectively. And figuratively, A^* adjusts for the “leakage” when the change from \mathbf{z} to \mathbf{z}' is relatively large. Now, with $\vartheta_j(\mathbf{u}) \equiv \vartheta_j(x; \mathbf{u}) \equiv$

$\vartheta(\mathbf{e}^j, x; \mathbf{u})$, (4.20) can be expressed as

$$\begin{aligned}
& \int_{\mathbf{R}_j(\mathbf{z})} \vartheta_j(\mathbf{u}) d\mathbf{u} - \int_{\mathbf{R}_j(\mathbf{z}')} \vartheta_j(\mathbf{u}) d\mathbf{u} \\
&= \int_{\Delta_{j,+}(\mathbf{z}, \mathbf{z}')} \vartheta_j(\mathbf{u}) d\mathbf{u} + \int_{\mathbf{R}_j(\mathbf{z}) \cap \mathbf{R}_j(\mathbf{z}')} \vartheta_j(\mathbf{u}) d\mathbf{u} - \int_{\Delta_{j,-}(\mathbf{z}, \mathbf{z}')} \vartheta_j(\mathbf{u}) d\mathbf{u} - \int_{\mathbf{R}_j(\mathbf{z}) \cap \mathbf{R}_j(\mathbf{z}')} \vartheta_j(\mathbf{u}) d\mathbf{u} \\
&= \int_{\Delta_{j,+}(\mathbf{z}, \mathbf{z}')} \vartheta_j(\mathbf{u}) d\mathbf{u} - \int_{\Delta_{j,-}(\mathbf{z}, \mathbf{z}')} \vartheta_j(\mathbf{u}) d\mathbf{u}, \tag{D.15}
\end{aligned}$$

where the last equality is derived by IN and SY. First, for $j = 1, \dots, S$, by (D.14),

$$\begin{aligned}
& \int_{\Delta_{j,+}(\mathbf{z}, \mathbf{z}')} \vartheta_j(\mathbf{u}) d\mathbf{u} - \int_{\Delta_{j,-}(\mathbf{z}, \mathbf{z}')} \vartheta_j(\mathbf{u}) d\mathbf{u} = \int_{\Delta^j(\mathbf{z}', \mathbf{z}) \setminus A^*} \vartheta_j(\mathbf{u}) d\mathbf{u} - \int_{\Delta^j(\mathbf{z}', \mathbf{z}) \setminus A^*} \vartheta_j(\mathbf{u}) d\mathbf{u} \\
&= \int_{\Delta^{j-1}(\mathbf{z}', \mathbf{z}) \setminus A^*} \vartheta_j(\mathbf{u}) d\mathbf{u} + \int_{A^*} \vartheta_j(\mathbf{u}) d\mathbf{u} - \int_{A^*} \vartheta_j(\mathbf{u}) d\mathbf{u} \\
&- \left\{ \int_{\Delta^j(\mathbf{z}', \mathbf{z}) \setminus A^*} \vartheta_j(\mathbf{u}) d\mathbf{u} + \int_{A^*} \vartheta_j(\mathbf{u}) d\mathbf{u} - \int_{A^*} \vartheta_j(\mathbf{u}) d\mathbf{u} \right\} \\
&= \int_{\Delta^{j-1}(\mathbf{z}', \mathbf{z})} \vartheta_j(\mathbf{u}) d\mathbf{u} - \int_{\Delta^j(\mathbf{z}', \mathbf{z})} \vartheta_j(\mathbf{u}) d\mathbf{u}, \tag{D.16}
\end{aligned}$$

where the last equality is because $\Delta^{j-1}(\mathbf{z}', \mathbf{z}) \supset A^*$ and $\Delta^j(\mathbf{z}', \mathbf{z}) \supset A^*$ by the definition of A^* .

For $j = 0$,

$$\int_{\Delta_{0,+}(\mathbf{z}, \mathbf{z}')} \vartheta_0(\mathbf{u}) d\mathbf{u} - \int_{\Delta_{0,-}(\mathbf{z}, \mathbf{z}')} \vartheta_0(\mathbf{u}) d\mathbf{u} = - \int_{\Delta^0(\mathbf{z}', \mathbf{z})} \vartheta_0(\mathbf{u}) d\mathbf{u}, \tag{D.17}$$

since $\Delta_{0,+}(\mathbf{z}, \mathbf{z}') = \emptyset$ by the choice of $(\mathbf{z}, \mathbf{z}')$ and $\Delta_{0,-}(\mathbf{z}, \mathbf{z}') = \Delta^0(\mathbf{z}', \mathbf{z})$. For $j = S$,

$$\int_{\Delta_{S,+}(\mathbf{z}, \mathbf{z}')} \vartheta_S(\mathbf{u}) d\mathbf{u} - \int_{\Delta_{S,-}(\mathbf{z}, \mathbf{z}')} \vartheta_S(\mathbf{u}) d\mathbf{u} = \int_{\Delta^{S-1}(\mathbf{z}', \mathbf{z})} \vartheta_S(\mathbf{u}) d\mathbf{u}, \tag{D.18}$$

since $\Delta_{S,-}(\mathbf{z}, \mathbf{z}') = \emptyset$ by the choice of $(\mathbf{z}, \mathbf{z}')$ and $\Delta_{S,+}(\mathbf{z}, \mathbf{z}') = \Delta^{S-1}(\mathbf{z}', \mathbf{z})$. Then combining (4.20) and (D.15)–(D.18) evaluated at $x = x_j$,

$$h(\mathbf{z}, \mathbf{z}'; \mathbf{x}) \equiv \sum_{j=0}^S h_j(\mathbf{z}, \mathbf{z}', x_j) = \sum_{j=1}^S \int_{\Delta^{j-1}(\mathbf{z}', \mathbf{z})} \{\vartheta_j(x_j; \mathbf{u}) - \vartheta_{j-1}(x_{j-1}; \mathbf{u})\} d\mathbf{u}.$$

This completes the proof of Lemma D.2.

Now we prove 4.2. Part (i) is already shown in the text, so we prove part (ii) here. By Lemma D.2, $h(\mathbf{z}, \mathbf{z}'; \mathbf{x}) = \sum_{j=1}^S \int_{\Delta^{j-1}(\mathbf{z}', \mathbf{z})} \{\vartheta_j(x_j; \mathbf{u}) - \vartheta_{j-1}(x_{j-1}; \mathbf{u})\} d\mathbf{u}$ with $\Delta^{j-1}(\mathbf{z}', \mathbf{z}) \equiv$

$\bar{R}^{j-1}(z') \setminus \bar{R}^{j-1}(z)$, which can be rewritten as

$$\begin{aligned} h(\mathbf{z}, \mathbf{z}'; \mathbf{x}) &= \sum_{k \neq j} \int_{\Delta^{k-1}(\mathbf{z}', \mathbf{z})} \{\vartheta_k(x_k; \mathbf{u}) - \vartheta_{k-1}(x_{k-1}; \mathbf{u})\} d\mathbf{u} \\ &= \int_{\Delta^{j-1}(\mathbf{z}', \mathbf{z})} \{\vartheta_j(x_j; \mathbf{u}) - \vartheta_{j-1}(x_{j-1}; \mathbf{u})\} d\mathbf{u}. \end{aligned} \quad (\text{D.19})$$

We prove the case $\iota = 1$; the proof for the other cases follows symmetrically. For $k \neq j$, when $\vartheta_{k-1}(x_{k-1}; \mathbf{u}) - \vartheta_k(x_k; \mathbf{u}) > 0$ a.e. \mathbf{u} , it satisfies $-\int_{\Delta^{k-1}(\mathbf{z}', \mathbf{z})} \{\vartheta_k(x_k; \mathbf{u}) - \vartheta_{k-1}(x_{k-1}; \mathbf{u})\} d\mathbf{u} > 0$. Combining with $h(\mathbf{z}, \mathbf{z}'; \mathbf{x}) > 0$ implies that the l.h.s. of (D.19) is positive. This implies that $\vartheta_j(x_j; \mathbf{u}) - \vartheta_{j-1}(x_{j-1}; \mathbf{u}) > 0$ a.e. \mathbf{u} . Suppose not and suppose $\vartheta_j(x_j; \mathbf{u}) - \vartheta_{j-1}(x_{j-1}; \mathbf{u}) \leq 0$ with positive probability. Then by Assumption Y, $\vartheta_j(x_j; \mathbf{u}) - \vartheta_{j-1}(x_{j-1}; \mathbf{u}) \leq 0$ a.e. \mathbf{u} , which is contradiction.

D.5 Proof of Lemma 5.1

The claim is that when (5.2) holds, it satisfies $R_{\mathbf{d}^j}(\mathbf{z}) \cap R_{\tilde{\mathbf{d}}^j}(\mathbf{z}') = \emptyset$ for $\mathbf{d}^j \neq \tilde{\mathbf{d}}^j$. But the latter is equivalent to Assumption ASY by the first part of the proof of Lemma 5.2 below.

We first prove the claim for $S = 2$ and then generalize it. The probabilities in (5.2) equal

$$\begin{aligned} \Pr[\mathbf{D} = (0, 0) | \mathbf{Z} = \mathbf{z}] &= \Pr[\mathbf{U} \in R_{00}(\mathbf{z})], \\ \Pr[\mathbf{D} = (1, 1) | \mathbf{Z} = \mathbf{z}'] &= \Pr[\mathbf{U} \in R_{11}(\mathbf{z}')]. \end{aligned}$$

Under independent unobserved types, these probabilities are equivalent to the volume of $R_{00}(\mathbf{z})$ and $R_{11}(\mathbf{z}')$, respectively. We consider two isoquant curves: a curve that delivers the same volume as $R_{00}(\mathbf{z})$ with origin $(1, 1)$ and a curve for $R_{11}(\mathbf{z}')$ with origin $(0, 0)$ in \mathcal{U} . Consider an extreme scenario along these isoquant curves. Namely, consider the situation that player 1 is unprofitable to enter irrespective of player 2's decisions when $\mathbf{Z} = \mathbf{z}$. Then $\mathcal{U} = \tilde{R}_{00}(\mathbf{z}) \cup \tilde{R}_{01}(\mathbf{z})$ where $\Pr[\mathbf{U} \in \tilde{R}_{00}(\mathbf{z})] = \Pr[\mathbf{U} \in R_{00}(\mathbf{z})]$. Also, consider a situation that player 1 is profitable to enter irrespective of player 2's decisions when $\mathbf{Z} = \mathbf{z}'$. Then $\mathcal{U} = \tilde{R}_{10}(\mathbf{z}') \cup \tilde{R}_{11}(\mathbf{z}')$ where $\Pr[\mathbf{U} \in \tilde{R}_{11}(\mathbf{z}')] = \Pr[\mathbf{U} \in R_{11}(\mathbf{z}')]$. In order for $\tilde{R}_{01}(\mathbf{z}) \cap \tilde{R}_{10}(\mathbf{z}') = \emptyset$, it must be that

$$1 - \Pr[\mathbf{U} \in \tilde{R}_{00}(\mathbf{z})] = \Pr[\mathbf{U} \in \tilde{R}_{01}(\mathbf{z})] < 1 - \Pr[\mathbf{U} \in \tilde{R}_{10}(\mathbf{z}')] = \Pr[\mathbf{U} \in \tilde{R}_{11}(\mathbf{z}')]$$

or equivalently, $1 - \Pr[\mathbf{U} \in R_{00}(\mathbf{z})] < \Pr[\mathbf{U} \in R_{11}(\mathbf{z}')] should hold. But note that if $\tilde{R}_{01}(\mathbf{z}) \cap \tilde{R}_{10}(\mathbf{z}') = \emptyset$, then $R_{01}(\mathbf{z}) \cap R_{10}(\mathbf{z}') = \emptyset$ for any $R_{01}(\mathbf{z})$ and $R_{10}(\mathbf{z}')$ along the isoquant curves, since $R_{01}(\mathbf{z}) \subset \tilde{R}_{01}(\mathbf{z})$ and $R_{10}(\mathbf{z}') \subset \tilde{R}_{10}(\mathbf{z}')$. Symmetrically one can show $R_{10}(\mathbf{z}) \cap R_{01}(\mathbf{z}') = \emptyset$.$

To prove the general case for $S > 2$, we iteratively apply the argument for the two players case. Consider two isoquant hyper-surfaces, one with origin $(1, \dots, 1)$ for $R_{\mathbf{d}^0}(\mathbf{z})$ and the other with origin $(0, \dots, 0)$ for $R_{\mathbf{d}^S}(\mathbf{z})$. Consider a scenario where the first $S - 1$ players are unprofitable to enter irrespective of the remaining player's decision when $\mathbf{Z} = \mathbf{z}$. Then $\mathcal{U} = \tilde{R}_{\mathbf{d}^0}(\mathbf{z}) \cup \tilde{R}_{0, \dots, 0, 1}(\mathbf{z})$ where $\Pr[\mathbf{U} \in \tilde{R}_{\mathbf{d}^0}(\mathbf{z})] = \Pr[\mathbf{U} \in R_{\mathbf{d}^0}(\mathbf{z})]$. Also, consider a situation where the first $S - 1$ players are profitable irrespective of the remaining player's decision when $\mathbf{Z} = \mathbf{z}'$. Then $\mathcal{U} = \tilde{R}_{1, \dots, 1, 0}(\mathbf{z}') \cup \tilde{R}_{\mathbf{d}^S}(\mathbf{z}')$ where $\Pr[\mathbf{U} \in \tilde{R}_{\mathbf{d}^S}(\mathbf{z}')] = \Pr[\mathbf{U} \in R_{\mathbf{d}^S}(\mathbf{z}')]$.

Then when (5.1) holds, $\tilde{R}_{0,\dots,0,1}(\mathbf{z}) \cap \tilde{R}_{1,\dots,1,0}(\mathbf{z}') = \emptyset$. Note that $\tilde{R}_{0,\dots,0,1}(\mathbf{z}) \supset R_{\mathbf{d}_{-s},1}(\mathbf{z})$ for any $R_{\mathbf{d}_{-s},1}(\mathbf{z})$ with $\mathbf{d}_{-s} \neq (1, \dots, 1)$ and $\tilde{R}_{1,\dots,1,0}(\mathbf{z}') \supset R_{\mathbf{d}_{-s},0}(\mathbf{z}')$ for any $R_{\mathbf{d}_{-s},0}(\mathbf{z}')$ with $\mathbf{d}_{-s} \neq (0, \dots, 0)$ by Proposition 3.1. Therefore $R_{\mathbf{d}_{-s},1}(\mathbf{z}) \cap R_{\mathbf{d}_{-s},0}(\mathbf{z}') \neq \emptyset$ for \mathbf{d}^j and $\tilde{\mathbf{d}}^j$ such that $\mathbf{d}^j \neq \tilde{\mathbf{d}}^j$, $\mathbf{d}^j = (\mathbf{d}_{-s}, 1)$ and $\tilde{\mathbf{d}}^j = (\mathbf{d}_{-s}, 0)$ for $j = 1, \dots, S-1$. Since the same argument applies irrelevant of which $S-1$ players we choose from the outset, $R_{\mathbf{d}^j}(\mathbf{z}) \cap R_{\tilde{\mathbf{d}}^j}(\mathbf{z}') = \emptyset$ for $\mathbf{d}^j \neq \tilde{\mathbf{d}}^j$ as it is desired.

D.6 Proof of Lemma 5.2

The first part proves the claim in Remark 5.1. For any \mathbf{d}^j and $\tilde{\mathbf{d}}^j$ ($\mathbf{d}^j \neq \tilde{\mathbf{d}}^j$), the expression of $R_{\mathbf{d}^j}(\mathbf{z}) \cap R_{\tilde{\mathbf{d}}^j}(\mathbf{z}')$ can be inferred as follows. First, there exists s^* such that $d_{s^*}^j = 1$ and $\tilde{d}_{s^*}^j = 0$, otherwise it contradicts $\mathbf{d}^j \neq \tilde{\mathbf{d}}^j$. That is, $U_{s^*} \in (0, \nu_{j-1}^{s^*}(z_{s^*})]$ in $R_{\mathbf{d}^j}(\mathbf{z})$ and $U_{s^*} \in (\nu_j^{s^*}(z'_{s^*}), 1]$ in $R_{\tilde{\mathbf{d}}^j}(\mathbf{z}')$. For other $s \neq s^*$, the pair is realized to be one of the four types: (i) $d_s^j = 1$ and $\tilde{d}_s^j = 0$; (ii) $d_s^j = 0$ and $\tilde{d}_s^j = 1$; (iii) $d_s^j = 1$ and $\tilde{d}_s^j = 1$; (iv) $d_s^j = 0$ and $\tilde{d}_s^j = 0$. Then the corresponding pair of intervals for $R_{\mathbf{d}^j}(\mathbf{z})$ and $R_{\tilde{\mathbf{d}}^j}(\mathbf{z}')$, respectively, falls into one of the four types: (i) $(0, \nu_{j-1}^s(z_s)]$ and $(\nu_j^s(z'_s), 1]$; (ii) $(\nu_j^s(z_s), 1]$ and $(0, \nu_{j-1}^s(z'_s)]$; (iii) $(0, \nu_{j-1}^s(z_s)]$ and $(0, \nu_{j-1}^s(z'_s)]$; (iv) $(\nu_j^s(z_s), 1]$ and $(\nu_j^s(z'_s), 1]$. Then by Proposition D.1(iv), $R_{\mathbf{d}^j}(\mathbf{z}) \cap R_{\tilde{\mathbf{d}}^j}(\mathbf{z}')$ is a product of the intersections of the interval pairs. But the intersections resulting from (i) and (ii) are empty and hence $R_{\mathbf{d}^j}(\mathbf{z}) \cap R_{\tilde{\mathbf{d}}^j}(\mathbf{z}') = \emptyset$ if and only if $\nu_{j-1}^s(z_s) \leq \nu_j^s(z'_s) \forall s$. Finally, note that $R_{\mathbf{d}^j}(\mathbf{z}) \cap R_{\tilde{\mathbf{d}}^j}(\mathbf{z}') = \emptyset$ implies $R_{\mathbf{d}^j}^*(\mathbf{z}) \cap R_{\tilde{\mathbf{d}}^j}^*(\mathbf{z}') = \emptyset$.

Now, we prove Lemma 5.2 with binary Y , no X and $S = 2$ for simplicity; the general case can be easily shown by analogously modifying the proof of Lemma 4.2. In place of $h_M(\mathbf{z}, \mathbf{z}')$ that is used to prove Lemma 4.1, introduce

$$\begin{aligned} h_{10}(\mathbf{z}, \mathbf{z}') &\equiv \Pr[Y = 1, \mathbf{D} = (1, 0) | \mathbf{Z} = \mathbf{z}] - \Pr[Y = 1, \mathbf{D} = (1, 0) | \mathbf{Z} = \mathbf{z}'], \\ h_{01}(\mathbf{z}, \mathbf{z}') &\equiv \Pr[Y = 1, \mathbf{D} = (0, 1) | \mathbf{Z} = \mathbf{z}] - \Pr[Y = 1, \mathbf{D} = (0, 1) | \mathbf{Z} = \mathbf{z}']. \end{aligned}$$

Then h defined in (4.3) satisfies $h = h_{11} + h_{00} + h_{10} + h_{01}$; in fact, $h_M = h_{10} + h_{01}$. Let R_{10}^* and R_{01}^* be the regions that predict $\mathbf{D} = (1, 0)$ and $\mathbf{D} = (0, 1)$, respectively. For $(\mathbf{z}, \mathbf{z}')$ such that (4.4) holds, we have $R_{11}(\mathbf{z}) \supset R_{11}(\mathbf{z}')$ and $R_{00}(\mathbf{z}) \subset R_{00}(\mathbf{z}')$, respectively, by Theorem 3.1. Since $R_{10}^* \cup R_{01}^* = R_{10} \cup R_{01} = \mathbf{R}_1$, (4.7) and (4.8) can alternatively be expressed as

$$\Delta_+(\mathbf{z}, \mathbf{z}') \equiv \{R_{10}^*(\mathbf{z}) \cup R_{01}^*(\mathbf{z})\} \setminus \mathbf{R}_1(\mathbf{z}'), \quad (\text{D.20})$$

$$\Delta_-(\mathbf{z}, \mathbf{z}') \equiv \{R_{10}^*(\mathbf{z}') \cup R_{01}^*(\mathbf{z}')\} \setminus \mathbf{R}_1(\mathbf{z}). \quad (\text{D.21})$$

Consider partitions $\Delta_+(\mathbf{z}, \mathbf{z}') = \Delta_+^1(\mathbf{z}, \mathbf{z}') \cup \Delta_+^2(\mathbf{z}, \mathbf{z}')$ and $\Delta_-(\mathbf{z}, \mathbf{z}') = \Delta_-^1(\mathbf{z}, \mathbf{z}') \cup \Delta_-^2(\mathbf{z}, \mathbf{z}')$ such that

$$\begin{aligned} \Delta_+^1(\mathbf{z}, \mathbf{z}') &\equiv R_{10}^*(\mathbf{z}) \setminus \mathbf{R}_1(\mathbf{z}'), & \Delta_+^2(\mathbf{z}, \mathbf{z}') &\equiv R_{01}^*(\mathbf{z}) \setminus \mathbf{R}_1(\mathbf{z}'), \\ \Delta_-^1(\mathbf{z}, \mathbf{z}') &\equiv R_{10}^*(\mathbf{z}') \setminus \mathbf{R}_1(\mathbf{z}), & \Delta_-^2(\mathbf{z}, \mathbf{z}') &\equiv R_{01}^*(\mathbf{z}') \setminus \mathbf{R}_1(\mathbf{z}). \end{aligned}$$

That is, $\Delta_+^1(\mathbf{z}, \mathbf{z}')$ and $\Delta_-^1(\mathbf{z}, \mathbf{z}')$ are regions of R_{10}^* exchanged with the regions for $\mathbf{D} = (0, 0)$ and $\mathbf{D} = (1, 1)$, respectively, and $\Delta_+^2(\mathbf{z}, \mathbf{z}')$ and $\Delta_-^2(\mathbf{z}, \mathbf{z}')$ are for R_{01}^* .

By Assumption IN,

$$\begin{aligned}
h_{10}(\mathbf{z}, \mathbf{z}') &= \Pr[\epsilon \leq \mu_{10}, \mathbf{U} \in R_{10}^*(\mathbf{z})] - \Pr[\epsilon \leq \mu_{10}, \mathbf{U} \in R_{10}^*(\mathbf{z}')] \\
&= \Pr[\epsilon \leq \mu_{10}, \mathbf{U} \in R_{10}^*(\mathbf{z}) \setminus R_{10}^*(\mathbf{z}')] - \Pr[\epsilon \leq \mu_{10}, \mathbf{U} \in R_{10}^*(\mathbf{z}') \setminus R_{10}^*(\mathbf{z})] \\
&= \Pr[\epsilon \leq \mu_{10}, \mathbf{U} \in \Delta_+^1(\mathbf{z}, \mathbf{z}')] - \Pr[\epsilon \leq \mu_{10}, \mathbf{U} \in \Delta_-^1(\mathbf{z}, \mathbf{z}')] \\
&= \Pr[\epsilon \leq \mu_{10}, \mathbf{U} \in \Delta_+^1(\mathbf{z}, \mathbf{z}') \cup A^*] - \Pr[\epsilon \leq \mu_{10}, \mathbf{U} \in \Delta_-^1(\mathbf{z}, \mathbf{z}') \cup A^*],
\end{aligned}$$

where A^* is defined in (D.13), the second equality is by (4.10) and the third equality is by the following derivation:

$$\begin{aligned}
R_{10}^*(\mathbf{z}) \setminus R_{10}^*(\mathbf{z}') &= [\{R_{10}^*(\mathbf{z}) \cap \mathbf{R}_1(\mathbf{z}')^c\} \setminus R_{10}^*(\mathbf{z}')] \cup [\{R_{10}^*(\mathbf{z}) \cap \mathbf{R}_1(\mathbf{z}')\} \setminus R_{10}^*(\mathbf{z}')] \\
&= [\{R_{10}^*(\mathbf{z}) \cap \mathbf{R}_1(\mathbf{z}')^c\}] \cup [\{R_{10}^*(\mathbf{z}') \cap \mathbf{R}_1(\mathbf{z})\} \setminus R_{10}^*(\mathbf{z}')] \\
&= \Delta_+^1(\mathbf{z}, \mathbf{z}'),
\end{aligned}$$

where the first equality is by the distributive law and $\mathcal{U} = \mathbf{R}_1(\mathbf{z}')^c \cup \mathbf{R}_1(\mathbf{z}')$, the second equality is by $\mathbf{R}_1(\mathbf{z}')^c = R_{10}^*(\mathbf{z}')^c \cap R_{01}^*(\mathbf{z}')^c$ (the first term) and by Assumption ASY (the second term), and the last equality is by the definition of $\Delta_+^1(\mathbf{z}, \mathbf{z}')$ and $\{R_{10}^*(\mathbf{z}') \cap \mathbf{R}_1(\mathbf{z})\} \setminus R_{10}^*(\mathbf{z}')$ being empty. Analogously, one can show that $R_{10}^*(\mathbf{z}') \setminus R_{10}^*(\mathbf{z}) = \Delta_-^1(\mathbf{z}, \mathbf{z}')$ using Assumption ASY and the definition of $\Delta_-^1(\mathbf{z}, \mathbf{z}')$. Likewise,

$$\begin{aligned}
h_{01}(\mathbf{z}, \mathbf{z}') &= \Pr[\epsilon \leq \mu_{01}, \mathbf{U} \in R_{01}^*(\mathbf{z})] - \Pr[\epsilon \leq \mu_{01}, \mathbf{U} \in R_{01}^*(\mathbf{z}')] \\
&= \Pr[\epsilon \leq \mu_{01}, \mathbf{U} \in R_{01}^*(\mathbf{z}) \setminus R_{01}^*(\mathbf{z}')] - \Pr[\epsilon \leq \mu_{01}, \mathbf{U} \in R_{01}^*(\mathbf{z}') \setminus R_{01}^*(\mathbf{z})] \\
&= \Pr[\epsilon \leq \mu_{01}, \mathbf{U} \in \Delta_+^2(\mathbf{z}, \mathbf{z}')] - \Pr[\epsilon \leq \mu_{01}, \mathbf{U} \in \Delta_-^2(\mathbf{z}, \mathbf{z}')].
\end{aligned}$$

Also, by the definitions of the partitions,

$$\begin{aligned}
h_{11}(\mathbf{z}, \mathbf{z}') &= \Pr[\epsilon \leq \mu_{11}, \mathbf{U} \in \Delta_-(\mathbf{z}, \mathbf{z}') \cup A^*] \\
&= \Pr[\epsilon \leq \mu_{11}, \mathbf{U} \in \Delta_-^1(\mathbf{z}, \mathbf{z}') \cup A^*] + \Pr[\epsilon \leq \mu_{11}, \mathbf{U} \in \Delta_-^2(\mathbf{z}, \mathbf{z}')]
\end{aligned}$$

and

$$\begin{aligned}
h_{00}(\mathbf{z}, \mathbf{z}') &= -\Pr[\epsilon \leq \mu_{00}, \mathbf{U} \in \Delta_+(\mathbf{z}, \mathbf{z}') \cup A^*] \\
&= -\Pr[\epsilon \leq \mu_{00}, \mathbf{U} \in \Delta_+^1(\mathbf{z}, \mathbf{z}') \cup A^*] - \Pr[\epsilon \leq \mu_{00}, \mathbf{U} \in \Delta_+^2(\mathbf{z}, \mathbf{z}')].
\end{aligned}$$

Now combining all the terms yields

$$\begin{aligned}
h(\mathbf{z}, \mathbf{z}') &= \Pr[\epsilon \leq \mu_{11}, \mathbf{U} \in \Delta_-^1(\mathbf{z}, \mathbf{z}') \cup A^*] - \Pr[\epsilon \leq \mu_{10}, \mathbf{U} \in \Delta_-^1(\mathbf{z}, \mathbf{z}') \cup A^*] \\
&\quad + \Pr[\epsilon \leq \mu_{11}, \mathbf{U} \in \Delta_-^2(\mathbf{z}, \mathbf{z}')] - \Pr[\epsilon \leq \mu_{01}, \mathbf{U} \in \Delta_-^2(\mathbf{z}, \mathbf{z}')] \\
&\quad + \Pr[\epsilon \leq \mu_{10}, \mathbf{U} \in \Delta_+^1(\mathbf{z}, \mathbf{z}') \cup A^*] - \Pr[\epsilon \leq \mu_{00}, \mathbf{U} \in \Delta_+^1(\mathbf{z}, \mathbf{z}') \cup A^*] \\
&\quad + \Pr[\epsilon \leq \mu_{01}, \mathbf{U} \in \Delta_+^2(\mathbf{z}, \mathbf{z}')] - \Pr[\epsilon \leq \mu_{00}, \mathbf{U} \in \Delta_+^2(\mathbf{z}, \mathbf{z}')].
\end{aligned}$$

Then by Assumption M, $\mu_{1, \mathbf{d}_{-s}} - \mu_{0, \mathbf{d}_{-s}}$ share the same signs for all s and $\forall \mathbf{d}_{-s} \in \{0, 1\}$ and therefore $\text{sgn}\{h(\mathbf{z}, \mathbf{z}')\} = \text{sgn}\{\mu_{1, \mathbf{d}_{-s}} - \mu_{0, \mathbf{d}_{-s}}\}$.

D.7 Proof of Theorem 7.1

For given $j = 0, \dots, S - 1$, consider

$$\begin{aligned}
& E[Y|\mathbf{Z} = \mathbf{z}] - E[Y|\mathbf{Z} = \mathbf{z}'] \\
&= E[Y_{M \leq j} + 1[\mathbf{D}(\mathbf{z}) \in M^{>j}] \{Y_{M > j} - Y_{M \leq j}\}] - E[Y_{M \leq j} + 1[\mathbf{D}(\mathbf{z}') \in M^{>j}] \{Y_{M > j} - Y_{M \leq j}\}] \\
&= E[\{1[\mathbf{D}(\mathbf{z}) \in M^{>j}] - 1[\mathbf{D}(\mathbf{z}') \in M^{>j}]\} \{Y_{M > j} - Y_{M \leq j}\}] \\
&= E[Y_{M > j} - Y_{M \leq j} | \mathbf{D}(\mathbf{z}) \in M^{>j}, \mathbf{D}(\mathbf{z}') \in M^{\leq j}] \Pr[\mathbf{D}(\mathbf{z}) \in M^{>j}, \mathbf{D}(\mathbf{z}') \in M^{\leq j}] \\
&\quad - E[Y_{M > j} - Y_{M \leq j} | \mathbf{D}(\mathbf{z}) \in M^{\leq j}, \mathbf{D}(\mathbf{z}') \in M^{>j}] \Pr[\mathbf{D}(\mathbf{z}) \in M^{\leq j}, \mathbf{D}(\mathbf{z}') \in M^{>j}] \\
&= E[Y_{M > j} - Y_{M \leq j} | \mathbf{D}(\mathbf{z}) \in M^{>j}, \mathbf{D}(\mathbf{z}') \in M^{\leq j}] \Pr[\mathbf{D}(\mathbf{z}) \in M^{>j}, \mathbf{D}(\mathbf{z}') \in M^{\leq j}], \tag{D.22}
\end{aligned}$$

where the first equality plugs in $Y = 1[\mathbf{D} \in M^{>j}]Y_{M > j} + \{1 - 1[\mathbf{D} \in M^{>j}]\} Y_{M \leq j}$ and applies Assumption IN, and the last equality is by supposing that the result of Lemma 7.1 is satisfied with

$$\Pr[\mathbf{D}(\mathbf{z}) \in M^{\leq j}, \mathbf{D}(\mathbf{z}') \in M^{>j}] = 0. \tag{D.23}$$

But note that

$$\Pr[\mathbf{D}(\mathbf{z}) \in M^{>j}, \mathbf{D}(\mathbf{z}') \in M^{\leq j}] = \Pr[\mathbf{D}(\mathbf{z}) \in M^{>j}] - \Pr[\mathbf{D}(\mathbf{z}) \in M^{>j}, \mathbf{D}(\mathbf{z}') \in M^{>j}],$$

where $\Pr[\mathbf{D}(\mathbf{z}) \in M^{>j}, \mathbf{D}(\mathbf{z}') \in M^{>j}] = \Pr[\mathbf{D}(\mathbf{z}') \in M^{>j}]$ by (D.23). Combining this result with (D.22) yields the desired result.

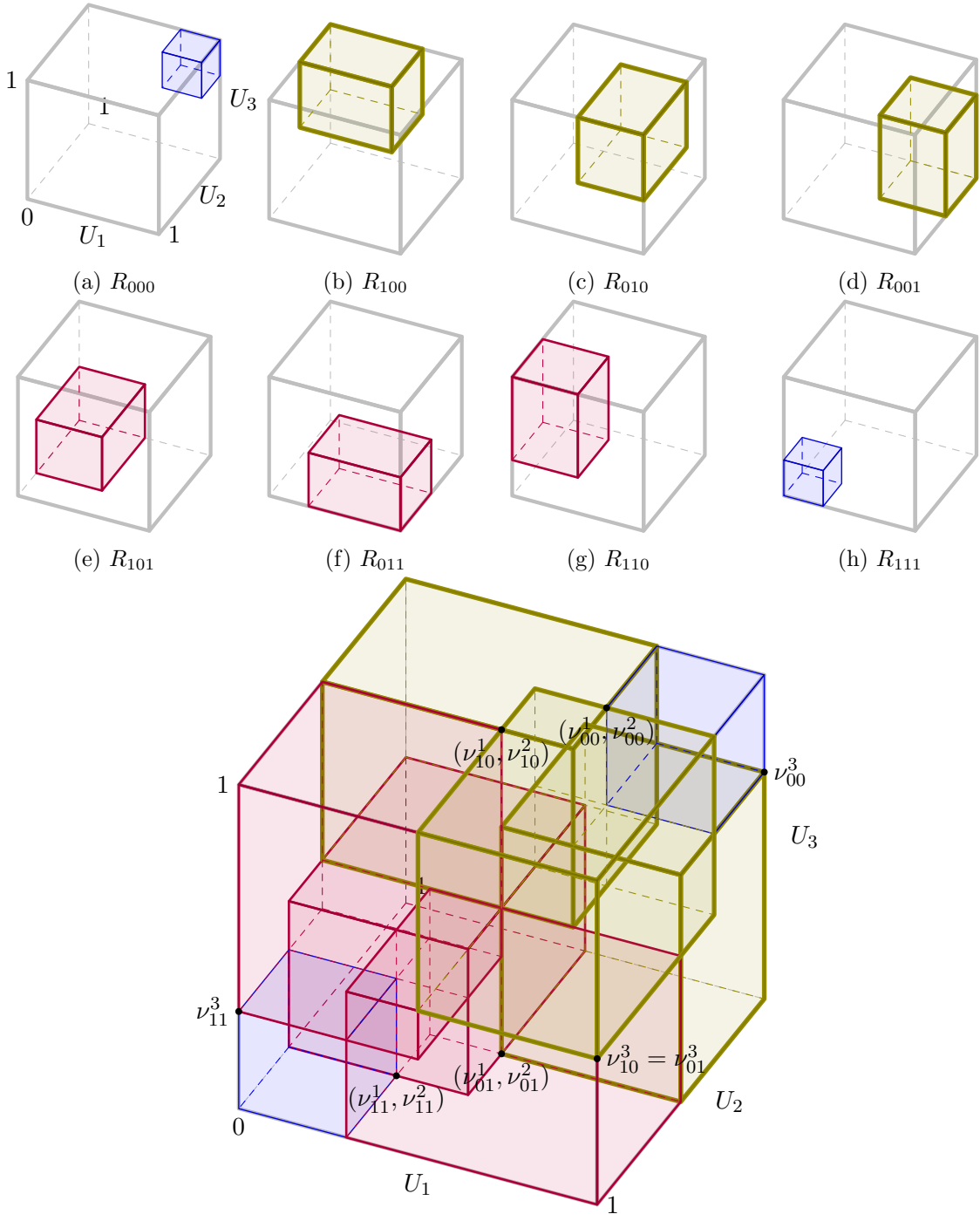


Figure 7: Illustration of equilibrium regions in treatment selection process (Proposition 3.1) for three players ($S=3$).

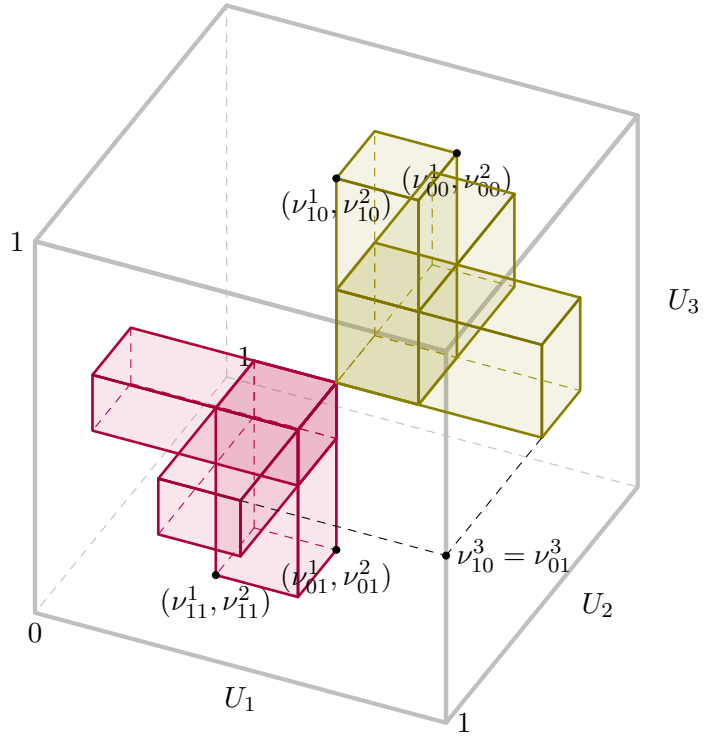


Figure 8: Depicting the regions of multiple equilibria for three players ($S = 3$).

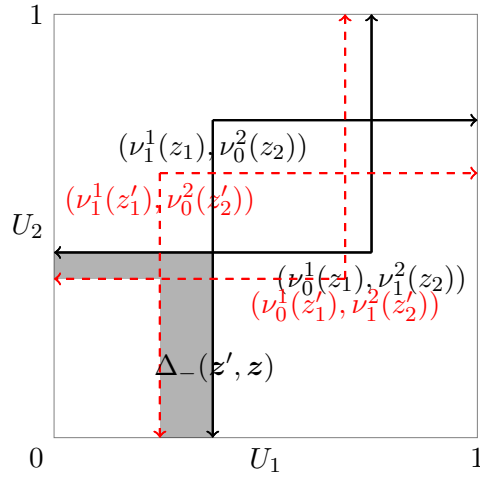


Figure 9: The region of LATE subgroup for two players ($S = 2$).

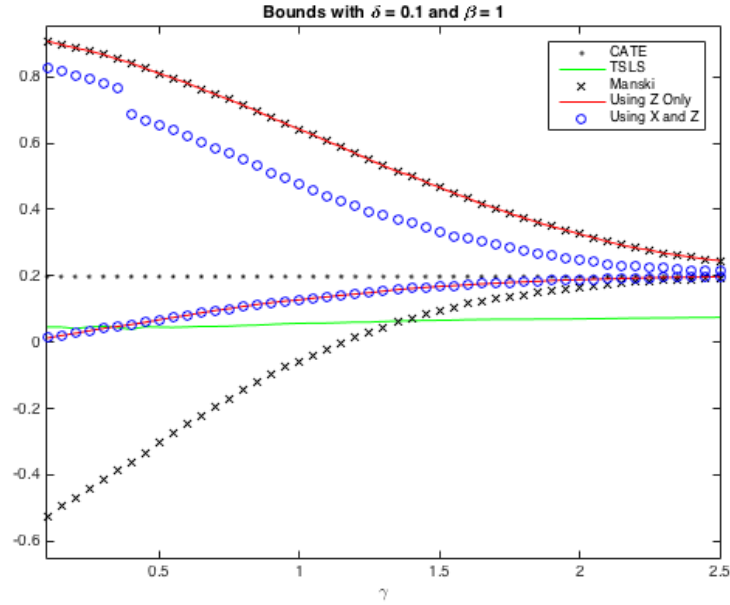


Figure 10: Bounds on the ATE with different strength of vector $\mathbf{Z} = (Z_1, Z_2)$ of binary instruments when X takes three different values ($|\mathcal{X}| = 3$).

This figure (and the next) depicts the simulated bounds for $E[Y_{11} - Y_{00}|X = 0] = 0.2$ (the straight dotted line). The horizontal axis is the value of the coefficients on the instruments ($\gamma_1 = \gamma_2 = \gamma$). The stronger the instruments, the narrower the bounds are. The cross lines are Manski (1990)'s bounds. The red solid lines are our bounds using only the variation of \mathbf{Z} , which identify the sign of the ATE. The blue circle lines are bounds where the variation of X , the exogenous variable excluded from the treatment selection process, is also used. Lastly, the green solid line is the simulated TSLS estimand assuming a linear simultaneous equations model.

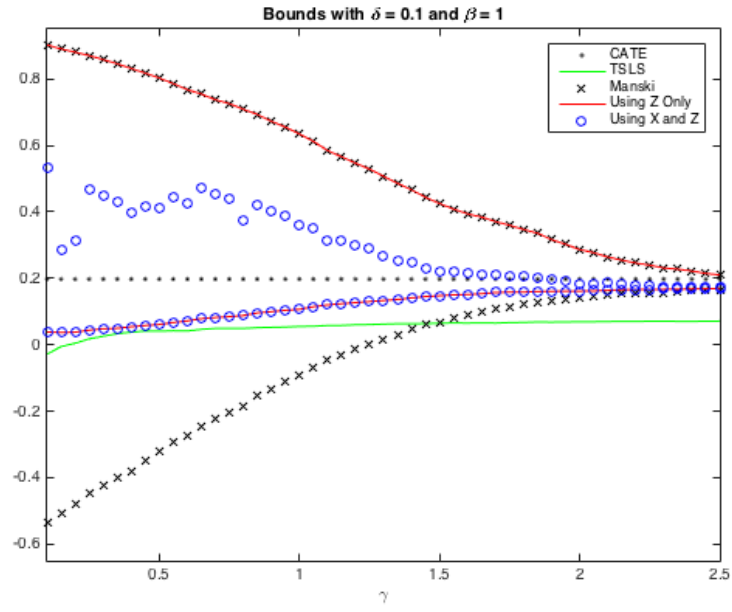


Figure 11: Bounds with different strength of vector $\mathbf{Z} = (Z_1, Z_2)$ of binary instrument when X takes fifteen different values ($|\mathcal{X}| = 15$).

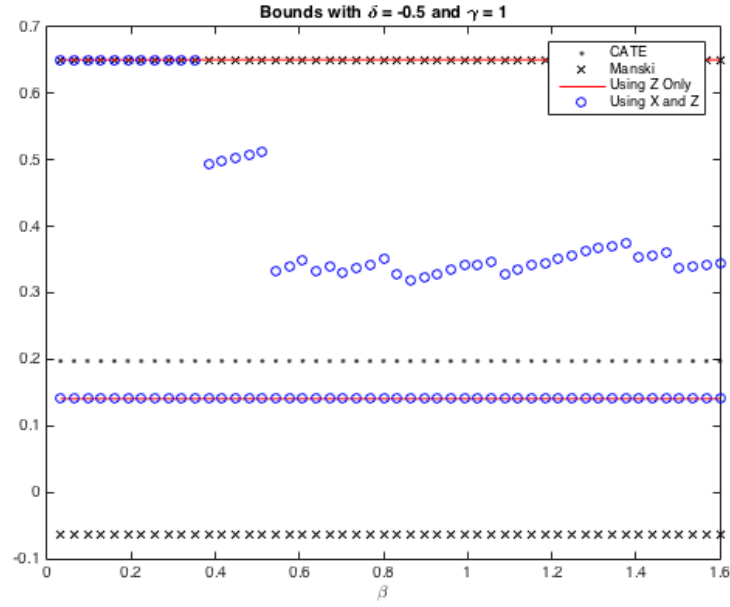


Figure 12: Bounds under Different Strength of X with $|\mathcal{X}| = 15$.

The horizontal axis is the value of the coefficient on the exogenous variable X excluded from the treatment selection process. The jumps in the bounds when both the variations of \mathbf{Z} and X are used (the blue circle lines) are because different inequalities are involved for different values of the coefficient; see the text for details.

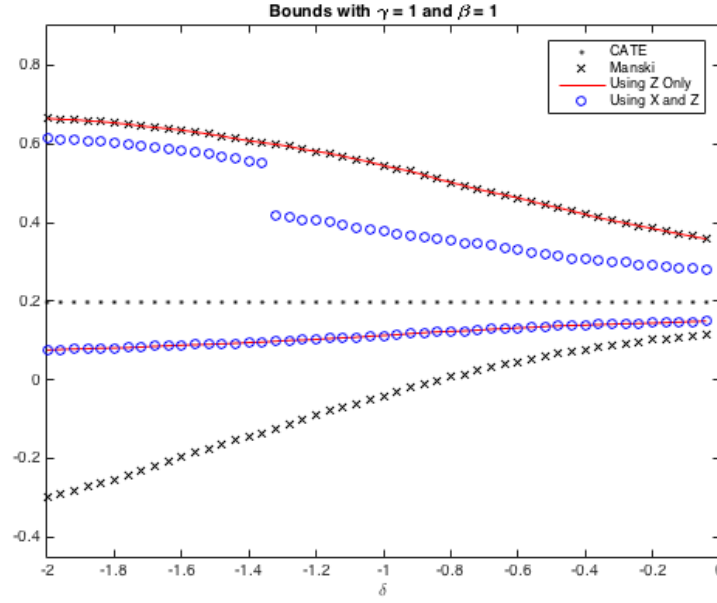


Figure 13: Bounds under Different Strength of Interaction with $|\mathcal{X}| = 3$.

The horizontal axis is the value of the coefficients on the opponents' decisions ($\delta_1 = \delta_2 = \delta$). The smaller the interaction effects, the narrower the bounds are. Again, the jumps in the bounds when both the variations of \mathbf{Z} and \mathbf{X} are used (the blue circle lines) are because different inequalities are involved for different values of the coefficient.