
Hierarchically Structured Reinforcement Learning for Topically Coherent Visual Story Generation

Qiuyuan Huang^{1*} Zhe Gan^{1*} Asli Celikyilmaz¹ Dapeng Wu² Jianfeng Wang¹ Xiaodong He³

¹Microsoft Research, Redmond, WA; ²University of Florida, Gainesville, FL; ³JD AI Research
{qihua, zhe.gan, aslicel, jianfw}@microsoft.com;
dpwu@ieee.org; xiaodong.he@jd.com

Abstract

We propose a hierarchically structured reinforcement learning approach to address the challenges of planning for generating coherent multi-sentence stories for the visual storytelling task. Within our framework, the task of generating a story given a sequence of images is divided across a two-level hierarchical decoder. The high-level decoder constructs a plan by generating a semantic concept (*i.e.*, topic) for each image in sequence. The low-level decoder generates a sentence for each image using a semantic compositional network, which effectively grounds the sentence generation conditioned on the topic. The two decoders are *jointly* trained end-to-end using reinforcement learning. We evaluate our model on the visual storytelling (VIST) dataset. Empirical results demonstrate that the proposed hierarchically structured reinforced training achieves significantly better performance compared to a flat deep reinforcement learning baseline.

1 Introduction

Visual storytelling is the task of generating a sequence of coherent sentences (*i.e.*, a story) for an ordered image stream [1–3]. Inspired by the successful use of recurrent neural network (RNN) based encoder-decoder models employed in machine translation tasks [4, 5], variants of encoder-decoder models have shown promising results on the task of story generation [2].

The fundamental challenge, however, is that the strong performance of neural encoder-decoder models does not generalize well for visual storytelling. The task requires a full understanding of the content of each image as well as the relation among different images. The motivation behind our approach is to build a context-aware text-synthesis model that can efficiently encode the sequence of images and generate a topically coherent multi-sentence paragraph. We design a two-level hierarchical structure, where a high-level decoder constructs a plan by generating a topic for each image in sequence, and the low-level decoder generates a sentence conditioned on that topic.

Although the maximum likelihood estimation (MLE) is commonly used as the training loss for encoder-decoder RNNs, it may not be an appropriate surrogate for coherent long span generation task such as story generation. By only maximizing the ground truth probability, MLE can easily fail to exploit the wealth of information offered by the task specific losses. Most recent work in image captioning use reinforcement learning (RL) by providing sentence-level evaluation metrics for RNN training using global reward signals [6–8] (e.g, BLEU score). Motivated by the success of these work, we use RL to train our hierarchically structured generation model.

More specifically, we propose the hierarchically structured reinforcement learning (HSRL) model to realize a two-level generation mechanism (schematic overview is shown in Fig. 2). Our model consists of a high-level decoder (*i.e.*, Manager) and a low-level decoder (*i.e.*, Worker). The Manager

* Equal contribution.

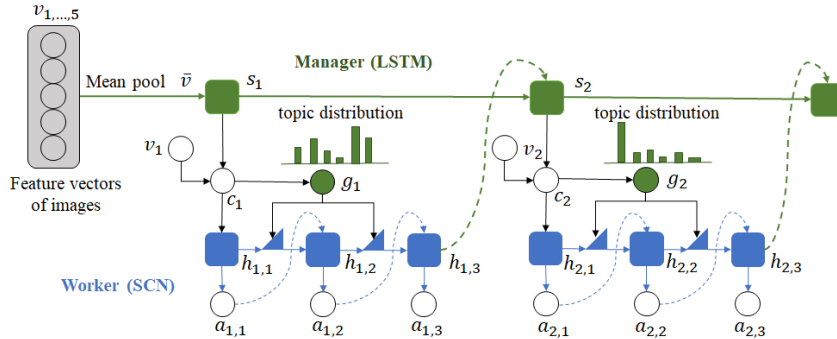


Figure 1: Proposed Manager-Worker framework. For each sequence of images, the Manager LSTM (top) generates a topic distribution g_ℓ , and the Worker SCN (Semantic Compositional Network) (bottom) generates sentences word by word $a_{\ell,t}$ conditioned on the topic distribution. Dash lines indicate copy operation where the output of one node is copied as input to the next node.

aims to produce a sequence of semantically coherent topics for an image stream so that the overall theme is distributed among each sentence in the generated story. The topics assigned by the Manager are then supplied to the Worker for performing the task of sentence generation, given the surrounding image and textual context. Our Manager is a long short-term memory (LSTM) network [9], while the Worker is a semantic compositional network (SCN) [10], which effectively incorporates the topical information into the sentence generation process. The Manager and Worker are trained end-to-end jointly using a mixed MLE and self-critical reinforcement learning loss [6] to generate focused and coherent stories.

Empirical results on VIST dataset demonstrate that the two-level decoder structure helps generate stories with improved narrative quality due to the control of overall thread on the generation of each sentence. Our benchmark analysis shows that the hierarchically structured RL model significantly outperforms previously published results, showing the effectiveness of paragraph planning and reinforcing the storytelling task at different levels.

2 Hierarchically Reinforced Generation

Recent work in image captioning [6, 11], machine translation [12], and summarization [13] describe the benefits of fine-tuning neural generation systems with policy gradient methods on sentence-level scores (e.g., BLEU or CIDEr). While these approaches are able to learn a rough approximation of language when producing short sequences, they struggle on tasks involving long sequences (e.g., summaries, image paragraphs, stories, etc.). Preliminary work in introducing planning modules in a hierarchical

reinforcement learning (HRL) framework have shown a promising new direction for long form generation, specifically in video captioning [14]. With hierarchies they were able to generate coherent expressions, offering richer semantic structures and better syntactic consistency. However, they train the Manager and Worker policies alternately causing slow convergence issues for the HRL framework under the wake-sleep mode [15].

In visual storytelling, a latent world state is modeled by the words being generated. In this world, the scene in images, the players and the objects in it interact forming a coherent story of events. A suitable generated story must be coherent at both the *word-level*, linking words and phrases in a fluent way, and the *world-level*, describing events that fulfill the underlying topics. Motivated by this observation, we design a network that generates a plan of sequence of topics for long-form generation. These topics are used to seed low-level text generator that produce words, conditioned on the intent of the topic vector. Rather than using an alternating policy training, we train the Manager and Worker *jointly*, eliminating the problems of objective function balancing and slow convergence.

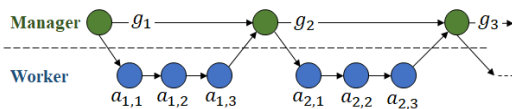


Figure 2: Overview of the Hierarchically Structured Reinforcement Learning, which consists of a Manager, a high-level decoder that generates topic (goal) sequences g_1, g_2, \dots , and a Worker, a low-level decoder which generates word sequences $a_{l,1}, \dots, a_{l,T}$ conditioned on the selected topic g_l .

Building a sentence generator with a simple LSTM would not be sufficient to capture the linguistic features that are induced by the generated high level topics. A sentence generator that can provide an explicit semantic control over the sentence being generated can be better implemented with the semantic compositional network (SCN) [10], which we adopt in this work. Specifically, SCN adopts a mixture-of-expert design, which consists of a set of “expert networks”. Each expert is itself an LSTM with specific parameters relating to the topics and combination of all expert output yields globally coherent sentence generation.

In the next section, we first describe the encoder and the structure of the two-level decoders. All \mathbf{W} matrices are projection matrices. For simplicity we omit the bias vectors from the formulation.

2.1 Encoder

In visual story generation task, we are given a sequence of images $\{\mathbf{i}_1, \dots, \mathbf{i}_n\}$ and a corresponding multi-sentence story in training. The image sequences are first embedded into image features $\{\mathbf{v}_1, \dots, \mathbf{v}_n\}$ via a pre-trained CNN [16] and average pooling is applied to generate an image-sequence content vector $\bar{\mathbf{v}}$. These feature vectors are then fed as initial input to the decoder. The words in the stories are embedded into word embedding vectors. At test time, the embeddings of the generated words are used.

2.2 Two-Level Decoder

Our two level Manager-Worker decoder is composed of two variants of LSTMs specifically designed for our topically structured network.

Manager As shown in Fig. 1, the Manager is implemented as an LSTM network, which uses the image-sequence content vector $\bar{\mathbf{v}}$ as the initial input to the LSTM. The input to any time step of the ℓ -th LSTM cell is the previous decoding output $\mathbf{s}_{\ell-1}$, and the last hidden state $\mathbf{h}_{\ell-1,T}$ (T -th output state) from the Worker LSTM (explained in detail later) after completing decoding of $(\ell - 1)$ -th sentence:

$$\mathbf{s}_\ell = \text{LSTM}(\mathbf{s}_{\ell-1}, \mathbf{h}_{\ell-1,T}), \quad \mathbf{c}_\ell = [\mathbf{v}_\ell, \mathbf{s}_\ell], \quad g_\ell = \text{softmax}(\text{MLP}(\mathbf{W}_1 \mathbf{c}_\ell)), \quad (1)$$

where $\text{MLP}[\cdot]$ denotes the multi-layer perceptron. At each ℓ -th time step of the Manager, the corresponding image feature \mathbf{v}_ℓ is concatenated with the decoder output \mathbf{s}_ℓ , which acts as the context vector \mathbf{c}_ℓ for the generation of sentence ℓ to fully describe the image content. Further, a new topic distribution g_ℓ is emitted via passing the resulting context vector \mathbf{c}_ℓ through a softmax layer. The Manager decoder generates a topic distribution g_ℓ at each step of the decoder.

Worker The worker generates sentences given the context vector \mathbf{c}_ℓ and the subgoal g_ℓ using semantic compositional network (SCN) [10], as illustrated in Fig. 1.

Specifically, we define two weight tensors $\mathbf{W}_3 \in \mathbb{R}^{n_h \times n_x \times K}$ and $\mathbf{W}_4 \in \mathbb{R}^{n_h \times n_h \times K}$, where n_h is the number of hidden units, n_x is the dimension of word embedding and K is the number of topics. The k -th 2D “slice” of $\mathbf{W}_3[k]$ and $\mathbf{W}_4[k]$ represents parameters of the k -th expert. All K experts work cooperatively to generate an output $a_{\ell,t}$:

$$a_{\ell,t} = \text{softmax}(\text{MLP}(\mathbf{W}_2 \mathbf{h}_{\ell,t})), \quad \mathbf{h}_{\ell,t} = \sigma(\mathbf{W}_3(g_\ell) \mathbf{x}_{\ell,t-1} + \mathbf{W}_4(g_\ell) \mathbf{h}_{\ell,t-1}), \quad (2)$$

$$\mathbf{W}_3(g_\ell) = \sum_{k=1}^K g_\ell[k] \mathbf{W}_3[k], \quad \mathbf{W}_4(g_\ell) = \sum_{k=1}^K g_\ell[k] \mathbf{W}_4[k], \quad (3)$$

where $\mathbf{x}_{\ell,t-1}$ is the embedding of word $a_{\ell,t-1}$, and g_ℓ is a distributed vector with topic probabilities, rather than a one-hot vector.

In order to reduce the number of model parameters, instead of implementing a tensor as in Eq. (3), we decompose $\mathbf{W}_3(g_\ell)$:

$$\mathbf{W}_3(g_\ell) = \mathbf{W}_{3a} \cdot \text{diag}(\mathbf{W}_{3b} g_\ell) \cdot \mathbf{W}_{3c} \quad (4)$$

into a multiplication of three terms $\mathbf{W}_{3a} \in \mathbb{R}^{n_h \times n_f}$, $\mathbf{W}_{3b} \in \mathbb{R}^{n_f \times T}$ and $\mathbf{W}_{3c} \in \mathbb{R}^{n_f \times n_x}$, where n_f is the number of factors. The same factorization is also applied to $\mathbf{W}_4(g_\ell)$. \mathbf{W}_{3a} and \mathbf{W}_{3c} are shared by all the topics, while the diagonal term, $\text{diag}(\mathbf{W}_{3b} g_\ell)$, depends on the learned topics. Therefore, Eq. (4) *implicitly* defines K LSTMs. Our Worker model can be considered as training an ensemble of up to K LSTMs simultaneously. When the Manager emits a subgoal to the Worker, it also *implicitly* selects the corresponding LSTMs according to topics’ probabilities to generate the current sentence.

After a special end-of-sentence token is generated, the last hidden state $\mathbf{h}_{\ell,T}$ of the Worker is sent to the Manager to emit the next subgoal $g_{\ell+1}$ distribution. This decoder defines the Worker policy, which maps the current state to the vocabulary distribution given the goal distribution to sample the next word.

2.3 Loss Functions

Training a story generator using MLE produces stories that are locally coherent, but lack the topical content of the image thread. Using a scoring function that rewards the model for capturing story semantics, the model learns to produce generations that better model the world state. We design loss functions to train the policies based on this goal.

Manager Loss The Manager constructs a plan by generating a semantic concept (*i.e.*, topic) for each image in sequence and is trained using MLE objective conditioned on the previous output and the current state information from the Worker $h_{l-1,T}$. It minimizes the negative log likelihood of predicting the next topic in the story given ground-truth topics g_ℓ^* :

$$\mathcal{L}_{\text{mle}}^M = -\sum_{\ell=1}^n \log p(g_\ell^* | g_1^*, \dots, g_{\ell-1}^*, h_{l-1,T}). \quad (5)$$

This high-level semantic concept constrains the Worker’s sentence generation policy.

Worker Loss The Worker is responsible for generating sentences word by word. We define two different loss functions for the Worker training. The first is the MLE loss, which corresponds to the maximum-likelihood training:

$$\mathcal{L}_{\text{mle}}^W = -\sum_{\ell=1}^n \sum_{t=1}^T \log p(y_{\ell,t}^* | y_{\ell,1}^*, \dots, y_{\ell,t-1}^*, g_\ell, \mathbf{c}_\ell), \quad (6)$$

where y_ℓ^* is the ground-truth sentence and $y_{\ell,t}^*$ denotes the t -th word in sentence y_ℓ^* . The generation is conditioned on the goal distribution g_ℓ from the Manager and the context vector \mathbf{c}_ℓ .

For the second loss, we assume the worker policy is stochastic and we learn it using the self-critical approach [6]. In self critical training, the model learns to gather more rewards from its generations by randomly sampling sequences that achieve higher reward than its best greedy samples. Two separate output sequences are sampled at each training iteration t : The first \hat{y} is generated by randomly sampling from the model’s distribution $p(\hat{y}_{\ell,t} | \hat{y}_{\ell,1}, \dots, \hat{y}_{\ell,t-1}, g_\ell, \mathbf{c}_\ell)$. The model’s own outputs are the inputs at the next time step, acting similarly to test time conditions. Once the sentence is generated, a reward \hat{r} is obtained. A second sequence y^* , is generated by greedily sampling from the model’s distribution $p(y_{\ell,t}^* | y_{\ell,1}^*, \dots, y_{\ell,t-1}^*, g_\ell, \mathbf{c}_\ell)$ at each time step t and a reward r^* is obtained. The following loss is used to train the self-critical RL method using the generated sequences and both rewards:

$$\mathcal{L}_{\text{rl}}^W = (r^* - \hat{r}) \sum_{t=1}^{T-1} \log p(\hat{y}_{\ell,t} | \hat{y}_{\ell,1}, \dots, \hat{y}_{\ell,t-1}, g_\ell, \mathbf{c}_\ell). \quad (7)$$

The model encourages generating sequences that receive more reward than the best sequence that can be greedily sampled from the current policy. Self-critical training allows the model to explore sequences that yield higher reward than the current best policy.

Mixed Worker Loss Minimizing the RL loss in Eq. (7) alone does not ensure the readability and fluency of the generated sentences. The model quickly learns to generate simple sequences that *exploit* the teacher for higher rewards despite producing nonsensical sentences. To remedy this, a better way is to optimize a mixed objective [12, 11] that balances learning for generating coherent story sentences with maintaining generator’s language model:

$$\mathcal{L}_{\text{mix}}^W = \gamma \mathcal{L}_{\text{rl}}^W + (1 - \gamma) \mathcal{L}_{\text{mle}}^W, \quad (8)$$

where $\gamma \in [0, 1]$ is a scaling factor balancing the importance of $\mathcal{L}_{\text{rl}}^W$ and $\mathcal{L}_{\text{mle}}^W$. For annealing and faster convergence, we start with $\gamma = 0$ (*i.e.*, minimizing the cross-entropy loss), and then gradually increase γ to a maximum value $\gamma_{\text{max}} < 1$.

2.4 Policy Learning

We investigate 3 objective functions to combine the Manager and Worker policies in an end-to-end learning framework.

Cascaded Training The Manager and the Worker are trained independently. The manager is trained using the MLE loss $\mathcal{L}_{\text{mle}}^M = -\sum_{\ell=1}^n \log p(g_\ell^* | g_1^*, \dots, g_{\ell-1}^*)$ without any input from the Worker. Once the Manager training is converged based on the minimum loss on a validation data, the Worker uses the trained Manager model to generate a topic sequence given each image sequence. The Worker is trained using the mixed loss $\mathcal{L}_{\text{mix}}^W$ with the predicted topic sequence from the Manager.

Iterative Training (Wake-Sleep Mode) The Manager and Worker are trained iteratively in a wake-sleep mode similar to the HRL training in [14]. The Manager observes the current state $\mathbf{h}_{\ell-1, T}$ after the Worker generates sentence $\ell - 1$, and produces a topic distribution g_ℓ for the generation of sentence ℓ . The Worker takes as input a state $\mathbf{h}_{\ell, t-1}$ and a topic distribution g_ℓ , and predicts its next action $a_{\ell, t}$, *i.e.*, the t -th word in sentence ℓ . Note that the the topic distribution g_ℓ at Manager decoder time ℓ serves as a guidance and remains a constant input to the Worker decoder during the whole process of generating sentence ℓ .

In the early stage of training, we set $\gamma = 0$ to pretrain the Worker policy with $\mathcal{L}_{\text{mle}}^W$. This ensures that our Worker RL agent training starts at a good initialization point. After the warm-up pre-training, the Worker policy and the Manager policy are trained iteratively while keeping the other one fixed, using the losses $\mathcal{L}_{\text{mle}}^M$ and $\mathcal{L}_{\text{mix}}^W$, respectively. In training the Worker, a sentence-level CIDEr score [17] is used as the intermediate reward, which measures how well a local sentence matches the ground-truth.

Joint Training Iterative training may yield instability and slow convergence issues in objective function optimization. An alternative is to use a joint training scheme to enable the Manager and Worker to backpropogate from each other’s losses and optimize globally. We introduce a new joint training objective combining the Manager and the Worker losses:

$$\mathcal{L}_{\text{joint}} = (1 - \gamma_1)\mathcal{L}_{\text{mle}}^M + \gamma_1(\gamma_2\mathcal{L}_{\text{rl}}^W + (1 - \gamma_2)\mathcal{L}_{\text{mle}}^W). \quad (9)$$

Similar to iterative training, in the early stages of training, we set $\gamma = 0$ to pretrain the Worker policy with MLE loss. After the warm-up pre-training, the Worker policy and the Manager policy are trained jointly using Eq. 9. Here, we also use sentence-level CIDEr score as the intermediate reward. While the Worker aims to learn a better sentence generator, the Manager aims to learn a better paragraph planner by optimizing for high-level topic semantics. The Manager’s parameters are updated based on the rewards the Worker receives upon generating a story.

Sentence Level Credit Assignment The Worker takes actions by generating words until a special end-of-sentence token is reached, then it obtains a reward. We evaluate the model on story level until all sentences are generated. In multi-sentence generation tasks, the final reward after full story is generated can be a weak signal. To alleviate that, we also use *intermediate* rewards by assigning sentence-level rewards, by evaluating how well the current generated sentence matches the ground-truth. This intermediate reward helps alleviate the reward sparsity problem, and in experiments, we found that it also helps reduce sentence and word repetition issues, yielding more diverse stories.

3 Experimental Results

Dataset For learning and evaluation we use the VIST dataset [2], which contains 19,828 image sequences, each containing five images and is annotated with at least two stories. On average, each image sequence is annotated with roughly 2.5 stories, resulting in approximately 50,000 stories in total. Each story consists of 5 images and 5 corresponding captioning sentences. The dataset is partitioned into a 15,851 train, 1,976 validation and 2,001 test image sequences. The vocabulary consists of 12,977 words. This dataset also contains image captions in isolation (see Fig. ??), which are not used in training our models.

Training We extract the image features with ResNet-152 [16] CNN, pretrained on the ImageNet dataset. The resulting image feature vector \mathbf{v} has 2,048 dimensions. We use the GLove embedding vectors [18].

Since the VIST dataset [2] is originally not annotated with topic sequences, we use clustering to generate golden topic sequences. Following Ref. [10], we cluster sentences as follows: For each image \mathbf{i}_m , we extract a 1,000-dimensional image tag \mathbf{z}_m . Using a simple k-means algorithm, we cluster these image tag vectors into K clusters, where each cluster implicitly defines a topic. More sophisticated clustering methods can also be used for clustering image tag vectors.

Table 1: Evaluation results for generated stories by models and baselines. The Worker+Random topics and Worker+GTT are the lower and upper bound scores for our Hierarchically Structured RL (HSRL) model.

| Methods | BLEU-4 | ROUGE-L | CIDEr-D | METEOR-1 | METEOR-2 | SPICE |
|----------------------------|---------------|--------------|---------------|--------------|--------------|--------------|
| seq2seq [2] | – | – | – | – | 0.278 | – |
| seq2seq + heuristics [2] | – | – | – | – | 0.314 | – |
| BARNN [3] | – | – | – | – | 0.333 | – |
| enc-attn-dec [19] | – | 0.289 | 0.0496 | – | 0.330 | – |
| h-attn-rank [19] | – | 0.298 | 0.0738 | – | 0.339 | – |
| Our Baselines | | | | | | |
| Baseline LSTM (MLE) | 0.0430 | 0.240 | 0.0330 | 0.106 | 0.295 | 0.059 |
| Baseline LSTM (RL) | 0.0430 | 0.235 | 0.0332 | 0.106 | 0.296 | 0.059 |
| 16 Topics | | | | | | |
| Worker+Random topics | 0.0470 | 0.230 | 0.0390 | 0.104 | 0.291 | 0.055 |
| HSRL w/ Cascaded Training | 0.0726 | 0.265 | 0.0935 | 0.110 | 0.316 | 0.083 |
| HSRL w/ Iterative Training | 0.0742 | 0.288 | 0.0963 | 0.113 | 0.321 | 0.089 |
| HSRL w/ Joint Training | 0.0758 | 0.293 | 0.0975 | 0.128 | 0.335 | 0.097 |
| Worker+GTT | 0.0787 | 0.301 | 0.1040 | 0.129 | 0.335 | 0.098 |
| 64 Topics | | | | | | |
| HSRL w/ Cascaded Training | 0.0740 | 0.290 | 0.0988 | 0.126 | 0.332 | 0.106 |
| HSRL w/ Iterative Training | 0.0767 | 0.297 | 0.1020 | 0.129 | 0.333 | 0.111 |
| HSRL w/ Joint Training | 0.0793 | 0.313 | 0.1060 | 0.133 | 0.340 | 0.115 |
| Worker+GTT | 0.0797 | 0.316 | 0.1120 | 0.142 | 0.349 | 0.123 |

3.1 Results

Scores We compute BLEU-4 [20], METEOR [21], CIDEr [17], ROUGE-L [22], and SPICE [23] metrics for all stories in the test set.

Baselines We provide results reported in previous methods, which were all trained using the MLE loss with varying sequence model types: Ref. [2] adds a decoder-time heuristic method to improve the results; Ref. [3] uses an additional cross-modality embedding model to regularize the story generation model, while Ref. [19] uses a hierarchical model. These baselines achieved state of the art on image captioning and summarization benchmarks.

We also report results for two baselines which are re-implemented versions of LSTM: Baseline LSTM (MLE) is trained with cross-entropy loss using Eq. (6), while Baseline LSTM (RL) is trained with self-critical REINFORCE loss using Eq. (7). We implemented a variant of our model, Worker+Random topics, which learns a Worker decoder without the Manager decoder but randomly samples a sequence of topics from an interval of $[1, K]$, where K is the total number of topics. We use this baseline as a lower-bound of our hierarchically structured network. Similarly, we also implemented a variant of our model, Worker+GTT, again with only a Worker decoder, but this time we used the ground-truth topics (GTT) as input to the Worker. We use this baseline as an upper-bound of our hierarchically structured network. We experimented with $K=16$ and $K=64$.

Results Our results² in Table 1 show that models optimized with joint training achieve the greatest improvement for all the scores. All hierarchically structured reinforced (HSRL) story generation models outperform the baseline LSTM (MLE) and LSTM (RL) training models by a margin. This indicates the efficiency of the semantic composition network on grounding the lower-level generation via generated topic distributions. Additionally, HSRL models consistently achieve high improvements across different number of topics against the lower-bound Worker+Random model, which was trained using random topic sequences. The joint training results are very close to the upper bound Worker+GTT model, indicating the stronger performance of joint training.

When examining three end-to-end training methods in Section 2.4, we see that the model optimized with cascaded training method performs worse than the rest of the training methods. The iterative training with hierarchically structured RL training raises every score over the cascaded training method, indicating the importance of sentence planning for extracting higher level semantics of the generation with the high-level decoder. The model trained jointly with hierarchically structured reinforcement learning achieves even higher scores, across different sizes of topics, showing the benefits of training a two level decoder network jointly rather than iteratively in an alternating training

²METEOR-1 represents the version used in the COCO evaluation server, and METEOR-2 represents version 1.5 with HTER weights.

| | |
|--|---|
|  |  |
| Baseline LSTM (MLE): the church was a beautiful day, the night was very crowded, the bride and groom were happy to be married, the night was very nice and everyone was having a great time, the girls were so happy to be a great day | Baseline LSTM (MLE): the parade was a great day, the crowd was excited to see the crowd, the crowd was very excited to see the crowd, the kids were very excited to see the parade, the crowd was very excited to see the crowd |
| Baseline LSTM (RL): the church was, the church was decorated with the, the bride and groom were so happy to be, the reception was beautiful and, the whole family was very happy to be | Baseline LSTM (RL): the game was a great, i was so excited to see the game and the game was, the crowd was very excited to see the, the crowd was very excited to be at the, i ended up at the game , and i had a great |
| Hierarchically Structured RL: the church was beautiful, the venue was decorated with lights , the bride and groom were very happy , at the end of the day , the bride and groom cut the cake , at the end of the night , they all danced together | Hierarchically Structured RL: it was a great day to go to the baseball game , the team was very excited to be there , the players were cheering the crowd , the players were very excited to see the players , the game was a great game |
|  |  |
| Baseline LSTM (MLE): the family gathered for a picture of the event, the crowd was excited to see the crowd, the crowd was very excited to see the crowd, the crowd was very excited to see the crowd, the party was very good and everyone was happy to be a good time | Baseline LSTM (MLE): the fireworks show was amazing, the fireworks were amazing, the fireworks were amazing, the fireworks were amazing, the finale was amazing |
| Baseline LSTM (RL): the crowd was excited to see the, the crowd was very excited to see the, the crowd was very excited to see the, the crowd was very excited to see the, the winners were all smiles and had a great | Baseline LSTM (RL): the fireworks show started off with a, the fireworks were, this one was the, this one was the, the finale was |
| Hierarchically Structured RL: the graduation ceremony was held for the graduation , the graduates lined up to receive their diplomas , the graduates were all excited to receive their diplomas , the graduates were all seated and cheered , at the end of the day , everyone was happy to celebrate their accomplishments | Hierarchically Structured RL: the fireworks were beautiful, the fireworks were amazing, and this one was the best, the red ones were so pretty, the finale was amazing |

Figure 3: Example stories and the output of 3 storytelling models. Compared to baseline models, the hierarchically structured model generates globally more coherent paragraph.

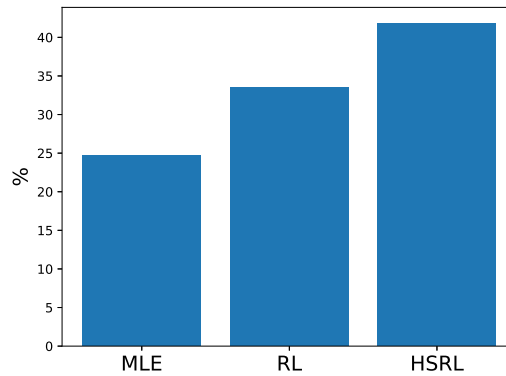


Figure 4: Human evaluation results on the closeness to the ground-truth story.

mode. The success of joint training can also be attributed to the fact that at training time, both Manager and Worker have access to the ground truth topic and word sequences through reward functions and teacher forcing [24] in MLE training, while in iterative training the Manager and Worker has access to either topics or word sequences.

Human Evaluation We perform two human evaluation tasks using Amazon Mechanical Turk: pairwise comparison and the closeness to the ground-truth story. For both tasks, we use all the 2001 test image sequences (10005 images). Each image sequence is presented to the worker and the worker is requested to judge which generated story is better in terms of relevance, expressiveness and concreteness. A neural option is provided if the worker cannot tell which one is better. The compared approaches include MLE, RL and our HSRL model. Results are summarized in Table 2. It is clearly shown that our HSRL approach is significantly better than MLE and RL.

Table 2: Results of pairwise human comparison.

| Choice (%) | MLE vs HSRL | | | RL vs HSRL | | |
|----------------|-------------|------|------------|------------|------|------------|
| | MLE | HSRL | CannotTell | RL | HSRL | CannotTell |
| Relevance | 23.4 | 64.3 | 12.3 | 21.9 | 66.4 | 11.7 |
| Expressiveness | 24.1 | 63.7 | 12.1 | 21.8 | 67.0 | 11.2 |
| Concreteness | 23.0 | 64.8 | 12.2 | 20.9 | 67.4 | 11.7 |

The second task requires the worker to judge among three generated stories which one is closest to the ground-truth story. This task provides an overall comparison among all the three approaches. Results are shown in Fig. 4. HSRL wins 41.8% tasks, while RL (the second best) wins only 33.5%.

3.2 Insights

Qualitative Analysis Fig. 3 shows a few examples randomly sampled from the test set. In Fig. 3, we see the effect that the joint training with hierarchical topic structure has on the story generation. Compared to the baseline models, from the HSRL model outputs we obtain several insights:

An overall consensus is that the stories of the HSRL models are more globally coherent. For instance in Fig. 3(b), the HSRL describes images in connection to previous images in sequence (e.g., the model identifies that the setting of the story is *baseball game* and follows to explain that there were *team, players* and *crowd* in the scene.)

Upon further analysis, we see that the sentences generated by the HSRL is more diverse compared to the baselines. For example, as shown in Fig. 3(d), each sentence generated by HSRL is different from others which can be attributed to the fact that sentence generation is nicely controlled by the topics generated for the story. In contrast, the baseline models, such as the ones trained with LSTM+MLE is less diverse and contains repetitions (e.g., “the fireworks show was amazing” appears five times).

We also observe that the LSTM+RL trained model overfits the evaluation metric, and cannot generate grammatically correct sentences. Presumably, the topic information predicted in our HSRL framework helps the model generate more coherent paragraph without overfitting the evaluation metric too much.

Impact of γ_1 and γ_2 In our experiments, we tried different combinations of γ_1 and γ_2 on the held-out validation set. We found that $\gamma_1 = 0.7$ best balances the worker and the manager. This is because the overall performance of HSRL depends more on the sentences generated by the worker but less on the topics generated by the manager. Hence, the worker should be more emphasized. In addition, we found that $\gamma_2 = 0.9$ optimally balances the RL loss and the MLE loss. CIDEr-D, as an RL reward, is more relevant to the quality of the generated story, and is more correlated to the evaluation metrics indicating that more weight should be placed on the RL loss.

CIDEr-D performance effect Fig. 5 shows how the CIDEr-D metric changes over epochs for the baseline LSTM, which is trained with reinforcement learning (labelled as “RL”), and our HSRL with Joint Training with 16 topics and 64 topics. It demonstrates that our proposed HSRL converges to a better result than the RL-baseline LSTM. This may be because the manager in HSRL provides a more informative guidance while the RL-baseline LSTM does not have one to give an overall picture.

4 Related work

Early work on generating descriptions for images have shaped the field of image/video captioning. A typical captioning model extracts a visual feature vector via a CNN, and then sends it to a language model for generation of a single sentence caption. Most notable works include [25], [26], [27], [28], [29], [30], [31], [32] for image captioning, and [33–39] for video captioning.

In recent, the field has emerged into generation of long form text with the introduction of visual captioning/storytelling tasks. First initial models used sequence-to-sequence framework [2, 3], while a joint embedding model was further developed in [3] to overcome the large visual variance issues in image streams. Later in [19], the problem of album summarization and visual storytelling are jointly investigated which brought the long form generation issues to the surface. While we share the same

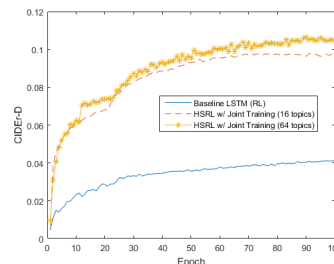


Figure 5: CIDEr-D vs. epoch for an RL baseline and our proposed HSRL approach.

motivation as the above, all of them rely on MLE training leaving out the fundamental problems, e.g., exposure bias [40] or not optimizing for the desired objective, which we tackle in this paper.

Most recent work on training captioning and story generation has used sequence scores such as CIDEr [6] or mixture of ROUGE/BLUE/CIDEr [41] as a global reward to train a policy with the REINFORCE algorithm [42]. These work mainly focus on single sentence generation using *flat* RL approaches. In contrast, our work uses a hierarchically structured RL framework for capturing higher level semantics of the story generation task.

Finally, our hierarchically structured model is related to the recent HRL work [14] for video captioning with several key differences. Our work focuses on generating topically coherent visual stories. Ref. [14] uses latent continuous vector as the subgoal for learning the Manager. In contrast, we use explicit topics to train the Manager. Moreover, in order to generate the sentence conditioned on the topic, we used the powerful SCN rather than a flat LSTM as the Worker, that can seed the sentence generation with specific topic distribution. Also, we introduce new approaches for training the high- and low-level decoders together that can efficiently control the semantics of the generated stories. Lastly, our work is also related to the recent work of [43, 44], which uses adversarial training and inverse RL for storytelling.

5 Conclusion

We investigated the problem of generating topically coherent visual stories given an image thread and demonstrated that the use of hierarchically structured reinforcement learning can improve the generation by automatic evaluation metrics. Analysis demonstrates that this improvement is due to the joint training of two hierarchically structured decoders, where the higher decoder is optimized for better learning high-level topical semantics, and the lower decoder optimizes to obtain more rewards for generating topically coherent sentences.

References

- [1] C. C. Park and G. Kim, “Expressing an image stream with a sequence of natural sentences,” in *NIPS*, 2015.
- [2] T.-H. K. Huang, F. Ferraro, N. Mostafazadeh, I. Misra, A. Agrawal, J. Devlin, R. Girshick, X. He, P. Kohli, D. Batra *et al.*, “Visual storytelling,” in *NAACL*, 2016.
- [3] Y. Liu, J. Fu, T. Mei, and C. W. Chen, “Let your photos talk: Generating narrative paragraph for photo stream via bidirectional attention recurrent neural networks.” in *AAAI*, 2017.
- [4] K. Cho, B. Van Merriënboer, C. Gulcehre, D. Bahdanau, F. Bougares, H. Schwenk, and Y. Bengio, “Learning phrase representations using rnn encoder-decoder for statistical machine translation,” in *EMNLP*, 2014.
- [5] I. Sutskever, O. Vinyals, and Q. V. Le, “Sequence to sequence learning with neural networks,” in *NIPS*, 2014.
- [6] S. J. Rennie, E. Marcheret, Y. Mroueh, J. Ross, and V. Goel, “Self-critical sequence training for image captioning,” in *CVPR*, 2017.
- [7] Z. Ren, X. Wang, N. Zhang, X. Lv, and L.-J. Li, “Deep reinforcement learning-based image captioning with embedding reward,” in *CVPR*, 2017.
- [8] S. Liu, Z. Zhu, N. Ye, S. Guadarrama, and K. Murphy, “Improved image captioning via policy gradient optimization of spider,” *arXiv preprint arXiv:1612.00370*, 2016.
- [9] S. Hochreiter and J. Schmidhuber, “Long short-term memory,” *Neural computation*, 1997.
- [10] Z. Gan, C. Gan, X. He, Y. Pu, K. Tran, J. Gao, L. Carin, and L. Deng, “Semantic compositional networks for visual captioning,” in *CVPR*, 2017.
- [11] R. Pasunuru and M. Bansal, “Reinforced video captioning with entailment rewards,” in *EMNLP*, 2017.

- [12] Y. Wu, M. Schuster, Z. Chen, Q. V. Le, M. Norouzi, W. Macherey, M. Krikun, Y. Cao, Q. Gao, K. Macherey *et al.*, “Google’s neural machine translation system: Bridging the gap between human and machine translation,” *arXiv preprint arXiv:1609.08144*, 2016.
- [13] R. Paulus, C. Xiong, and R. Socher, “A deep reinforced model for abstractive summarization,” *ICLR*, 2018.
- [14] X. Wang, W. Chen, J. Wu, Y.-F. Wang, and W. Y. Wang, “Video captioning via hierarchical reinforcement learning,” *CVPR*, 2018.
- [15] P. Dayan and R. M. Neil, “Factor analysis using delta-rule wake-sleep learning,” *Technical Report, Department of Statistics, University of Toronto*, 1996.
- [16] K. He, X. Zhang, S. Ren, and J. Sun, “Deep residual learning for image recognition,” in *CVPR*, 2016.
- [17] R. Vedantam, C. Lawrence Zitnick, and D. Parikh, “Cider: Consensus-based image description evaluation,” in *CVPR*, 2015.
- [18] J. Pennington, R. Socher, and C. Manning, “Stanford glove: Global vectors for word representation,” <https://nlp.stanford.edu/projects/glove/>, 2017.
- [19] L. Yu, M. Bansal, and T. L. Berg, “Hierarchically-attentive rnn for album summarization and storytelling,” in *EMNLP*, 2017.
- [20] K. Papineni, S. Roukos, T. Ward, and W.-J. Zhu, “Bleu: a method for automatic evaluation of machine translation,” in *ACL*, 2002.
- [21] S. Banerjee and A. Lavie, “Meteor: An automatic metric for mt evaluation with improved correlation with human judgments,” in *ACL Workshop*, 2005.
- [22] C.-Y. Lin, “Rouge: A package for automatic evaluation of summaries,” in *ACL Workshop*, 2004.
- [23] P. Anderson, B. Fernando, M. Johnson, and S. Gould, “Spice: Semantic propositional image caption evaluation,” in *ECCV*, 2016.
- [24] A. M. Lamb, A. G. A. P. GOYAL, Y. Zhang, S. Zhang, A. C. Courville, and Y. Bengio, “Professor forcing: A new algorithm for training recurrent networks,” in *NIPS*, 2016.
- [25] R. Kiros, R. Salakhutdinov, and R. Zemel, “Multimodal neural language models,” in *ICML*, 2014.
- [26] O. Vinyals, A. Toshev, S. Bengio, and D. Erhan, “Show and tell: A neural image caption generator,” in *CVPR*, 2015.
- [27] K. Xu, J. Ba, R. Kiros, K. Cho, A. Courville, R. Salakhutdinov, R. S. Zemel, and Y. Bengio, “Show, attend and tell: Neural image caption generation with visual attention,” in *ICML*, 2015.
- [28] J. Devlin, H. Cheng, H. Fang, S. Gupta, L. Deng, X. He, G. Zweig, and M. Mitchell, “Language models for image captioning: The quirks and what works,” *arXiv preprint arXiv:1505.01809*, 2015.
- [29] X. Chen and L. Zitnick, “Mind’s eye: A recurrent visual representation for image caption generation,” in *CVPR*, 2015.
- [30] H. Fang, S. Gupta, F. Iandola, R. K. Srivastava, L. Deng, P. Dollár, J. Gao, X. He, M. Mitchell, J. C. Platt *et al.*, “From captions to visual concepts and back,” in *CVPR*, 2015.
- [31] J. Donahue, L. Anne Hendricks, S. Guadarrama, M. Rohrbach, S. Venugopalan, K. Saenko, and T. Darrell, “Long-term recurrent convolutional networks for visual recognition and description,” in *CVPR*, 2015.
- [32] A. Karpathy and L. Fei-Fei, “Deep visual-semantic alignments for generating image descriptions,” in *CVPR*, 2015.

- [33] S. Venugopalan, M. Rohrbach, J. Donahue, R. Mooney, T. Darrell, and K. Saenko, "Sequence to sequence-video to text," in *ICCV*, 2015.
- [34] S. Venugopalan, H. Xu, J. Donahue, M. Rohrbach, R. Mooney, and K. Saenko, "Translating videos to natural language using deep recurrent neural networks," in *NAACL*, 2015.
- [35] L. Yao, A. Torabi, K. Cho, N. Ballas, C. Pal, H. Larochelle, and A. Courville, "Describing videos by exploiting temporal structure," in *ICCV*, 2015.
- [36] P. Pan, Z. Xu, Y. Yang, F. Wu, and Y. Zhuang, "Hierarchical recurrent neural encoder for video representation with application to captioning," in *CVPR*, 2016.
- [37] Y. Pan, T. Mei, T. Yao, H. Li, and Y. Rui, "Jointly modeling embedding and translation to bridge video and language," in *CVPR*, 2016.
- [38] H. Yu, J. Wang, Z. Huang, Y. Yang, and W. Xu, "Video paragraph captioning using hierarchical recurrent neural networks," in *CVPR*, 2016.
- [39] Y. Pu, M. R. Min, Z. Gan, and L. Carin, "Adaptive feature abstraction for translating video to text," in *AAAI*, 2018.
- [40] S. Bengio, O. Vinyals, N. Jaitly, and N. Shazeer, "Scheduled sampling for sequence prediction with recurrent neural networks," in *NIPS*, 2015.
- [41] M. Ranzato, S. Chopra, M. Auli, and W. Zaremba, "Sequence level training with recurrent neural networks," in *ICLR*, 2016.
- [42] R. J. Williams, "Simple statistical gradient-following algorithms for connectionist reinforcement learning," *Reinforcement Learning*, 1992.
- [43] X. Wang, W. Chen, Y.-F. Wang, and W. Y. Wang, "No metrics are perfect: Adversarial reward learning for visual storytelling," *arXiv preprint arXiv:1804.09160*, 2018.
- [44] J. Wang, J. Fu, J. Tang, Z. Li, and T. Mei, "Show, reward and tell: Automatic generation of narrative paragraph from photo stream by adversarial training," in *AAAI*, 2018.