
Number Sequence Prediction Problems and Computational Powers of Neural Network Models

Hyounghook Nam

College of Liberal Studies
Seoul National University
Seoul, Korea
hwnam831@snu.ac.kr

Segwang Kim

Department of Electrical and Computer Engineering
Seoul National University
Seoul, Korea
ksk5693@snu.ac.kr

Kyomin Jung

Department of Electrical and Computer Engineering
Seoul National University
Seoul, Korea
kjung@snu.ac.kr

Abstract

Inspired by number series tests to measure human intelligence, we suggest number sequence prediction tasks to assess neural network models' computational powers for solving algorithmic problems. We define complexity and difficulty of a number sequence prediction task with the structure of the smallest automation that can generate the sequence. We suggest two types of number sequence prediction problems: the number-level and the digit-level problems. The number-level problems format sequences as 2-dimensional grids of digits, and the digit-level problem provides a single digit input per a time step, hence solving this problem is equivalent to modeling a sequential state automation. The complexity of a number-level sequence problem can be defined with the depth of an equivalent combinatorial logic. Experimental results with CNN models suggest that they are capable of learning the compound operations of the number-level sequence generation rules but the depths of the compound operations are limited. For the digit-level problems, GRU and LSTM models can solve the problems with complexity of finite state automations, but they cannot solve the problems with complexity of pushdown automations or Turing machines. The results show that our number sequence prediction problems effectively evaluate machine learning models' computational capabilities.

1 Introduction

Neural network (NN) models have been successful on various machine learning tasks such as image classification, speech recognition, and machine translation [1–3]. However, classical algorithms for reasoning tasks are yet to be replaced by neural network models. Since it is theoretically proven that carefully designed neural network models can simulate any Turing machine [4], there have been studies those try training neural network models to solve algorithmic tasks such as learning context-sensitive languages [5], solving graph questions [6] and composing low-level programs [7]. Also there have been attempts to train neural networks with simple numerical rules such as copy, addition or multiplication [8–10]. However, it has been unclear whether the proposed models actually have computational powers equivalent to Turing machines. To provide a method to test computational powers of neural network models, we propose a set of number sequence prediction problems designed to fit deep learning methods.

A number sequence prediction problem is a kind of intelligence test for machine learning models inspired by number series tests, which are common methods to evaluate non-verbal human intelligence [11]. A typical number series test gives a sequence of numbers with a certain rule, and requires a person to infer the rule and fill in the blanks. Similarly, a number sequence prediction problem requires a machine learning model to predict the following numbers from a given sequence. The numbers are represented as a sequence of digit symbols, hence the model has to learn discrete transition rules between the symbols such as carry or borrow rules.

To be specific, we suggest two types of number sequence prediction problems: the number-level problems and the digit-level problems. A number-level problem provides a two-dimensional grid of digits as an input where each row of the grid represents a multi-digit number. The target would be a grid of the same format filled with the following numbers. Solving a number-level problem is equivalent to constructing combinatorial logics for the transition rules. On the other hand, a digit-level task provides a single digit as an input per each time step. A model needs to simulate a sequential state automation to predict the outputs. The type of the state machine required can vary from a finite state machine to a Turing machine, depending on the generation rule of the sequence.

The number sequence prediction problems are good machine learning tasks for several reasons. First, typical deep learning models can easily fit into the problems. Generative models for 2D images can be directly applied to solve the number-level problems, and recurrent language models can fit into the digit-level problems after minimal modifications. Next, it is possible to define complexity and difficulty of the problem. Like Kolmogorov complexity [12], we can define a complexity of a problem with the structure of the minimal automation needs to be simulated. Finally, we can generate arbitrarily large number of examples, which is impossible for most machine learning tasks.

To empirically prove that the number sequence prediction problems can effectively evaluate computational capabilities of machine learning models, we conduct experiments with typical deep learning methods. We apply residual convolution neural network (CNN) [13] models for the number-level problems, and recurrent neural network(RNN) models with GRU [14] or LSTM [15] cells to the digit-level problems. For each type of the sequences, we measure the complexity of it by designing an automation equivalent to the generation rule. In the experiments of the number-level problems, sequences are generated by various linear homogeneous recurrence relations. Since the digit transition rules of the relations can be implemented with combinatorial logics, we measure the complexity and the difficulty of a sequence from the width and the depth of the logic. Experiments show that CNN models are capable of learning the compound operations of number-level sequence generation rules but limited to certain complexity. Digit-level sequence prediction problems can be solved with state automations. Therefore, we define the complexity of a problem with the computing power of the automation, and choose sequences with complexities of finite state automations, pushdown automations and linear bound Turing machines. Experiments show that GRU and LSTM models could solve the digit-level problems with complexity of finite state automations, but they cannot solve the problems with complexity of pushdown automations or Turing machines.

The contributions of this work are as follows:

- We propose a set of number sequence prediction problems for evaluating a machine learning model’s algorithmic computing power.
- We define methods to measure complexities and difficulties of the problems based on the structure of automations to be simulated, which can predict the difficulty of training.
- The problems and methods show that CNN models can simulate deep combinatorial logics up to certain depth, and computational powers of GRU and LSTM models are limited to that of finite state automations.

Overall, the set of our problems can be a well-defined method to verify whether a new machine learning architecture extends the computing power of previous models. There are a number of possible directions to extend the computational capabilities of neural network models. The first way is to augment a neural network with an external memory architecture. There have been studies to simulate pushdown automations with a stack augmented RNN [8] or Turing machines with a hybrid memory architecture [16]. The digit-level sequence prediction problems can be used to prove that they actually have computing powers of the automations. Another way is to apply training methods other than the typical methods we used in the experiments. For instance, reinforcement learning methods can be applied to the algorithmic tasks [17]. Finally, non-backpropagation methods such

as dynamic routing [18] might help neural network models learn more complex rules. Our number sequence prediction tasks would provide a well-defined basis for those possible future works.

2 Problem Definition

2.1 Number-level Sequence Prediction

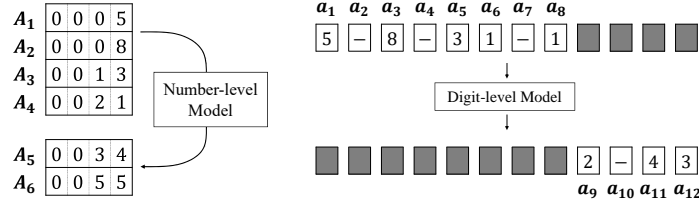


Figure 1: Input and target sequence examples of a number-level problem (left) and a digit-level problem (right) with the Fibonacci sequence. The number-level sequence example is with length $n = 4$, shift $s = 2$ and digit $l = 4$ while the digit-level example is with $n = 8$ and $s = 4$. In the digit-level example, the order of the digits is little-endian (least significant digits first).

The left part of Figure 1 illustrates a number-level sequence prediction problem. The model is given with an input sequence $A_1 \cdots A_n$ which is formatted as a two-dimensional grid with n rows. Each row corresponds to a term A_i which is a multi-digit number of l digits. A digit cell is an one-hot vector where the number of channels is equal to the base b of the digits. The target data $A_{n+1} \cdots A_{n+s}$ is a sequence of following numbers with the length shift s with the same data layout. In the experiments, we use sequence data of $n = 8$, $l = 8$ and $s = 4$. We denote this $\{0, 1\}^{l \times b}$ binary one-hot row tensor representation of a natural number A as $\langle A \rangle$.

We use various order- k homogeneous linear recurrence of the form $A_n = c_1 A_{n-1} + \cdots + c_k A_{n-k}$ with constant integer coefficients c_1, \dots, c_k to generate number sequences starting from randomly selected initial terms A_1, \dots, A_k . For instance, $k = 2$, $c_1 = 1$, $c_2 = 1$ imply a general-Fibonacci sequence and $k = 2$, $c_1 = 2$, $c_2 = -1$ give an arithmetic progression. In the perspective of combinatorial logics, the generation rules of the sequences can be seen as k -ary operations of the binary tensors. For example, the generation rule of arithmetic sequences can be represented with a binary operation of $(\langle A \rangle, \langle B \rangle) \mapsto \langle 2A - B \rangle$. Since all inputs and outputs of an operation are binary, there exists a shortest disjunctive normal form (DNF) for the operation. We first define a combinatorial width of an operation with its disjunctive normal form i.e. sum of minterms¹.

Definition 2.1 If the smallest DNF of a function $f : \{0, 1\}^n \rightarrow \{0, 1\}^m$ has $\Theta(w)^2$ minterms, $\Theta(w)$ is called the **combinatorial width** of the function. If functions f_1, \dots, f_k have corresponding widths of $\Theta(w_1), \dots, \Theta(w_k)$, the **compound width** of a composition $f_1 \circ \cdots \circ f_k$ is defined as $\Theta(w_1 + \cdots + w_k)$.

The decimal digit addition for example, requires at least $\Theta(10^2)$ products since it has to memorize the consequences of all possible digit pair inputs. Therefore, the combinatorial width of a linear binary operation is $\Theta(b^2)$ where b is the base of the digits. Note that the compound width of a function is not unique. Consider a logical circuit for the ternary operation of $(\langle A \rangle, \langle B \rangle, \langle C \rangle) \mapsto \langle 2A - B + C \rangle$. As seen in Figure 2, the operation can be implemented with a single function of combinatorial width $\Theta(b^3)$, or a compound of two binary operations resulting in the compound width of $\Theta(b^2)$ in at the cost of deeper data path. This depth of the path can define the complexity of the operation.

Definition 2.2 The **complexity** of a function $f : \{0, 1\}^n \rightarrow \{0, 1\}^m$ is the minimum number n of functions which make the compound width of $f_1 \circ \cdots \circ f_n = f$ the smallest. Such smallest compound width is called the **difficulty** of the function.

¹A logical AND of literals in which each variable appears exactly once in true or complemented form [19]

² w is a function of input and output dimensions

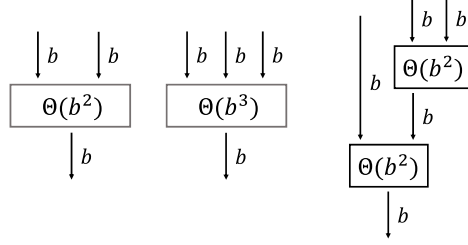


Figure 2: Conceptual schema of a binary operation (left), a ternary operation (middle) and an equivalent composition of two binary operations (right). The formulas represent combinatorial widths.

For example, the length of a row l is the complexity of the carry rule since the carry digit of the most significant digit sequentially depends on all other digits. To eliminate the dependence to the dimensions, we ignore the carry or borrow rule while calculating a complexity. Since a logical product can be approximated with a neuron with a nonlinear activation, the difficulty should correspond to the number of neurons in the network. Also, since the complexity reflects the depth of a logical circuit, it should correspond to the number of layers in the network.

2.2 Digit-level Sequence Prediction

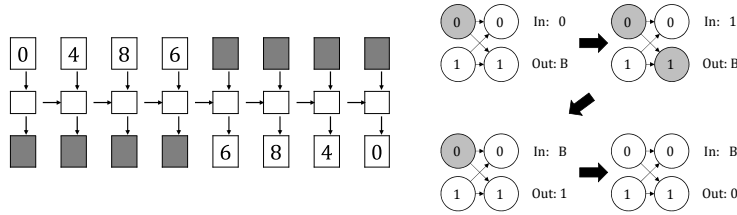


Figure 3: Input and target sequence examples of the reverse-order problem of length 4 (left) and a nondeterministic finite automaton that solves binary digit reverse-order problem of maximum length 2 (right). Shaded cells in the automation represent active states. The output and the transitions of the automation depend on both input and active states.

The right part of Figure 1 illustrates a digit-level sequence prediction problem. The model is given with sequential inputs of $a_1 \dots a_n$, each of which is an one-hot vector. The number of channels in the base b -digit vector is $b + 2$. The channels $0 \dots b - 1$ correspond to the digits. The second last channel b is a blank and the last channel $b + 1$ is a delimiter. After n inputs, we give delimiters as inputs for s time steps. The target sequence consists of n delimiters followed by $a_{n+1} \dots a_{n+s}$. Because digit calculations must start from the smallest digit, we order the digits in the little-endian order which is the reverse of the typical digit order. In the experiments, we use sequences of $n = 16$ and $s = 16$.

The sequential nature of the data makes it more difficult to solve the problems. Since the model has to retain information from the previous inputs, solving the problem is equivalent to modeling a sequential state automation of the generation rule. The computing power of a state automation falls into one of the four categories: finite state machine, pushdown automation, linear bounded automation and Turing machine. All Turing machines are linearly bounded in the problems because the computation time is linearly bounded to the length of the sequence. Therefore, three levels of state automations are possible in the digit-level sequence prediction problems. We define the complexity of a sequence by the smallest state automation required.

Definition 2.3 The *complexity* of a number sequence prediction problem is the complexity of a state automation which can simulate the sequence generation rule with the smallest number of states. The *minimal grammar* of the sequences is the formal grammar can be recognized with the automation.

To illustrate, we can think about the simplest sequence of number counting. If the numbers have at most l digits of base b , the counter can be implemented with $\Theta(lb)$ shift registers which can be

translated to the same number of non-deterministic finite state automation. Hence, the complexity of counting numbers is the complexity of finite state automations and its minimal grammar is a regular grammar. In the experiments, we use progressions with a fixed difference because they can be understood as generalized forms of number counting sequences. Arithmetic and general-Fibonacci sequences can also be represented as digit-level sequences. The most straightforward automations capable of generating them are queue automations, which share the same computational powers with Turing machines. Since Turing machines must be linearly bounded in the digit-level problems, the minimal grammars of both arithmetic and general-Fibonacci sequences are context-sensitive grammars.

Between regular and context-sensitive languages, there are context-free languages which require pushdown automations. Palindromes are proper examples of context-free languages which cannot be expressed by lesser languages. Therefore, we add the experiment of a reverse-order task where the target sequence is the reverse of the input sequence. The input data consists of n random digits followed by n delimiters, and the target data is n delimiters followed by n digits, which is the reverse of the input sequence. If n is limited, it is possible to solve the reverse-order task with a finite state automation as seen in Figure 3. Therefore, we train the models with $n = 5, 6, 7, 8$ and validate with $n = 9$ to force the complexity of the problem equivalent to a pushdown automation.

3 Method

3.1 Model Architecture

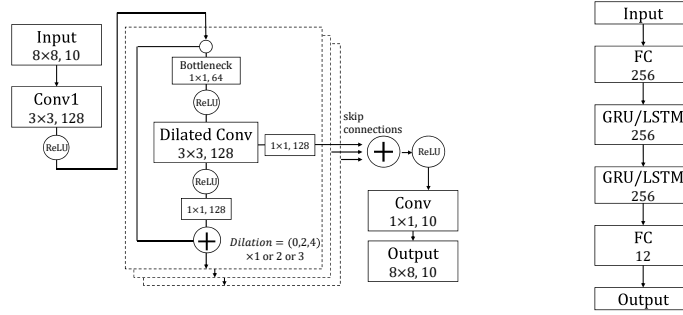


Figure 4: Schematics of the number-level CNN models (left) and the digit-level RNN models (right). The number of neurons and stacked residual blocks are subject to change in the CNN models.

Figure 4 describes the architectures of the models. The number-level sequence prediction models are based on WaveNet model [20] which is also a generative model for sequential data. Since the data layout of number-level sequences is two-dimensional, we use 3×3 convolution kernels with dilation on the second dimension of the kernels where large receptive fields are necessary for the carry rules. Unlike WaveNet, we use ReLU activation because we empirically observe that the gate activation slows down the training speed but shows no improvement on the accuracy. The number of neurons per convolution layer can be 64, 128 or 192, which can correspond to the difficulty of a problem. Inspired by the bottleneck architectures of residual CNN [13], the first layer of each residual block has half the number of neurons. By stacking more residual blocks to the model, we can change the depth of the model. The base 12-layer model has three residual blocks of dilation (0,2,4), and they can be repeated to make 21-layer and 30-layer models. BatchNorm [21] and Dropout [22] methods are applied to all residual blocks.

The digit-level sequence prediction model is based on the simple character-level RNN language model [23] with minimal modifications. The embedding layer is replaced by a fully-connected layer because the input is already in the one-hot vector format. Then two GRU or LSTM layers with 256 neurons are stacked. Finally, the last fully-connected layer generates an output vector of 12 channels. We do not add layers to the models because more layers hamper the performance of the models. The right part of Figure 4 illustrates the architecture of the models. The number inside a layer represents the number of neurons in the layer.

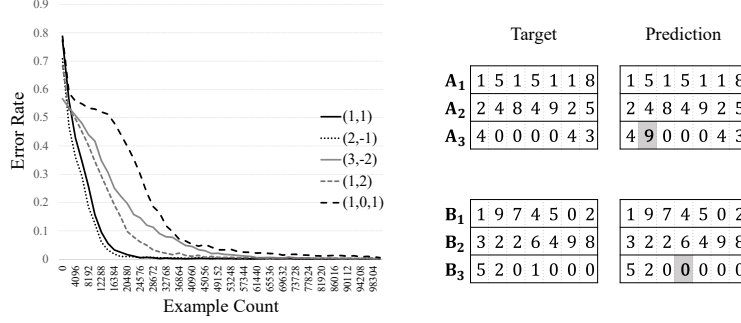


Figure 5: The learning curves of the 12-layer number-level model with 64 neurons on the five types of the basic sequences (left) and error examples from general-Fibonacci sequences (right). (p, q) denotes the coefficients of binary operations $(A, B) \mapsto pA + qB$. $(1, 0, 1)$ denotes the relation of $A_n = A_{n-1} + A_{n-3}$.

3.2 Training and Validation Method

We follow the end-to-end training fashion, thus the models have to learn the logical rules without any domain-specific prior knowledges. A batch of size 32 is randomly generated for each iteration by choosing the initial numbers and applying the generation rules. The space of all possible training sequences should be large enough in order to avoid overfitting. We evaluate the validation prediction error rate with a pre-defined validation dataset after every 32 iterations. We define a prediction error rate as a ratio of wrong predictions to the total predictions. The total predictions are counted as $l \times s = 32$ in number-level sequences and $s = 16$ in digit-level sequences. A prediction is determined by the digit channel with the maximum output value. Both number-level and digit-level models are trained to minimize the cross-entropy loss function. The validation dataset is also randomly generated from the space outside of the training data space. For example, we choose the first two terms of number-level arithmetic sequences from the range of $(0, 20000)$ for the training dataset, but we choose them from the range of $(20000, 30000)$ for the validation dataset.

4 Experiment

4.1 Number-level Sequence Prediction Experiment

Setup The objective of the experiments is to verify that complexity and difficulty of a number-level problem correspond to the depth and the parameter size of a CNN model. Total eight types of sequences are used in this part of the experiments. First four types of the sequences have recurrence relations in the form of $A_n = pA_{n-1} + qA_{n-2}$ where $(p, q) \in \{(1, 1), (2, -1), (3, -2), (1, 2)\}$. These four sequences represent binary operations with the complexity of one. The fifth type of the sequences has a relation of $A_n = A_{n-1} + A_{n-3}$ which represents a binary operation with the complexity of two because the model has to see through at least two layers to catch the relation between A_{n-1} and A_{n-3} with 3×3 convolution kernels. The sixth type of the sequences is a mixture of the first four types of the sequences. This is equivalent to building a ternary combinatorial logic with four times more width. For comparison, the seventh type of sequences is generated by a recurrence relation of $A_n = 2A_{n-1} - A_{n-2} + A_{n-3}$ which can be a compound of two binary operations. The last type sequence is a progression with a relation of $A_n = 4A_{n-1} - 6A_{n-2} + 4A_{n-3} - A_{n-4}$ whose general term can be calculated with a fourth-order polynomial. For the training data, the first k terms³ of the sequences are chosen from $(0, 20000)$, while they are chosen from $(20000, 30000)$ in the validation dataset. We compare the learning curve patterns over various model configurations.

Result Figure 5 shows the validation error curves and the error examples of a CNN number-level model during the training on the five types of sequences generated by the binary operations. Although the numbers of possible sequences exceed a hundred million, the model can achieve error rates near zero in less than a hundred thousand examples. Since the validation data comes from the outside

³ k is the order of a recurrence relation

of the training data space, we can conclude that the model can learn the exact logic rules for the operations. The error examples show that it is hard to catch long-term carry rules, which is expected because the carry rules have complexities equal to $l = 8$. Deploying deeper models reduce the errors from those long-term carry rules, occasionally achieving a zero prediction error. The fifth sequence of rule $A_{n-1} + A_{n-3}$ shows a different learning curve pattern since 3×3 convolution kernels force the model to simulate the logic with complexity of two. The results show that complexities of number-level sequence prediction problems can effectively predict the hardnesses of learning.

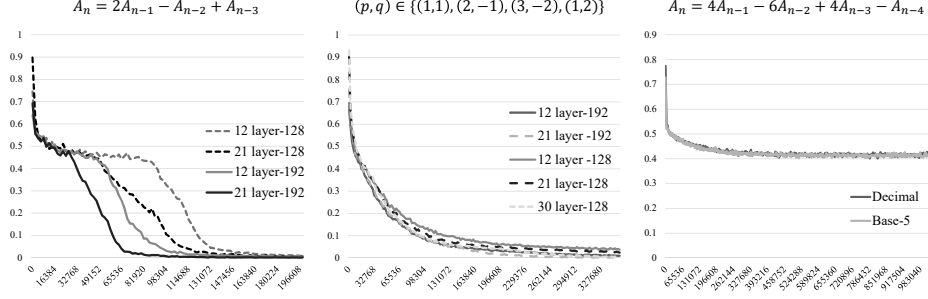


Figure 6: Validation error curves of the deep and wide models on the sequences generated by a ternary relation (left), the mixture of the four types of binary relations (middle) and the quaternary relation with different base digits. Y-axes are validation error rates, and the X-axes are training example counts. The value following the number of layers denote the number of neurons in a convolution layer. The third experiment uses a 30-layer model with 128 neurons per layer.

Figure 6 compares the learning curves of the models with various configurations and sequence data. The models successfully learn the rules from both the mixed set of basic sequences and the sequences generated by a ternary relation. However, the patterns of the learning curves are clearly different. With the mixed set of basic sequences, the learning curves of the models show uniform convexity without a saddle point. Also, there is no clear advantage of using deeper models. However, the learning curves with the sequences of a compound rule have saddle points, where we suspect the models find breakthroughs. Moreover, we can clearly observe the advantages of using deeper models. Therefore, it can be concluded that deep learning models tend to learn complex but less difficult combinatorial logics, rather than equivalent shallow but wide representations. Meanwhile, the last learning curves show that the CNN model finds it hard to learn the logics with the complexities more than three. The quaternary operator with base 5 has a smaller combinatorial width than a decimal ternary operator, but the model cannot learn the rule of the former.

4.2 Digit-level Sequence Prediction Experiment

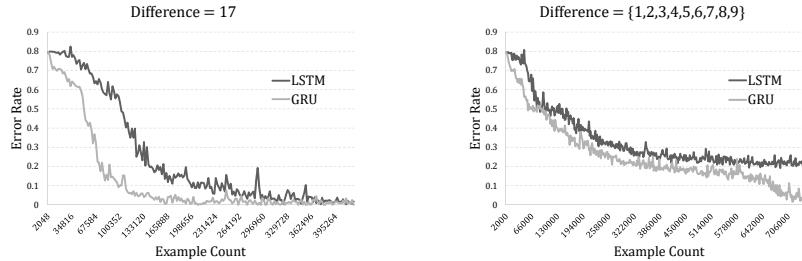


Figure 7: Learning curves of the digit-level RNN sequence prediction models on progressions with the fixed difference of 17 (left) and a randomly chosen difference from $(0, 10)$ (right).

Setup The purpose of the digit-level sequence prediction experiments is to find complexity limits of typical LSTM or GRU models. The first type of the sequences is a progression with a fixed difference, which can be understood as a variation of number counting sequences. We use the difference of 17 to observe the carry rules more often. The first term of a training data is chosen from the range

Model		Arithmetic	Fibonacci	Reverse-order
LSTM	train err	40.81%	27.44%	1.24%
	valid err	49.63%	31.38%	32.19%
GRU	train err	38.15%	32.81%	0.61%
	valid err	42.07%	37.75%	31.88%

Table 1: Experiment results of the digit-level sequence prediction experiment. Arithmetic sequences in this experiment choose differences from 1 to 9000. Validation error rate of the reverse-order task is evaluated with the sequences of $n = 9$ which never appear during the training.

LSTM	
Input	4 2 _ 5 5 _ 9 7 _ 4 3 1 _ 3 1 2
Target	_ 7 4 3 _ 0 6 5 _ 7 0 9 _ 7 6 4
Output	_ 3 4 3 _ 5 6 5 _ 3 0 9 _ 9 5 4
GRU	
Input	8 5 _ 4 3 1 _ 2 9 1 _ 6 2 3 _ 8
Target	1 5 _ 4 4 8 _ 2 6 3 1 _ 6 0 2 2
Output	2 5 _ 8 5 8 _ 8 7 3 1 _ 6 0 2 2

Figure 8: Error examples from the general-Fibonacci sequence task.

of $(0, 9000)$, and that of a validation data is chosen from $(9000, 9900)$. In the second experiment, we mix progressions with the difference $d \in \{1, 2, 3, 4, 5, 6, 7, 8, 9\}$. The experiment forces the model to learn multiple state machines. In the third experiment, we use arithmetic sequences or general-Fibonacci sequences. The first two terms are chosen from the range of $(0, 9000)$ during the training and they are chosen from $(9000, 9900)$ for the validation data. Since it is impractical to build finite state automations for all cases, the model must simulate queue automations to solve the problems. The last experiment tests the models with the reverse-order task, which has the complexity of a pushdown automation. Since reverse-order problem of fixed length can be solved by a finite automation, we train the models with $n \in \{5, 6, 7, 8\}$ and validate the models with $n = 9$ to force the models to learn a pushdown automation.

Result Figure 7 shows that GRU and LSTM based models are capable of simulating finite state automations. Although the GRU model shows better performance than the LSTM model, both are not able to solve the problems that require queue or pushdown automations as seen in Table 1. Also the models cannot achieve low validation error rates in the reverse-order task which represents a pushdown automation. Since the reverse-order task with limited length can be solved by a finite state automation, the low training error rates suggest that RNN models can simulate finite state automations. The error examples from the general-Fibonacci sequence prediction task in Figure 8 show the strategies of the models. The models remember relationships between the most significant digits, while relationships between the least significant digits are more important for the digit computations. We can conclude that computing powers of typical RNN models are limited to those of finite state automations.

5 Conclusion

We introduced effective machine learning problems of number sequence prediction which can evaluate a machine learning model’s capability of solving algorithmic tasks. We also introduced the methods to define the complexities and difficulties of the number sequence prediction problems. The structure of a combinatorial logic measures the complexity and the difficulty of a number-level sequence prediction problem. Experiments with the CNN models showed that they are effective ways predict the hardness of learning, and they correspond to structures of neural network models. The complexity of a digit-level sequence prediction task could be defined as the complexity of a minimal state automation which can solve it. The experimental results showed that computational powers of typical RNN models are limited to those of finite automations. To sum up, our number sequence prediction tasks were proven to be effective and well-defined for testing neural network models’ computational capabilities.

References

- [1] A. Krizhevsky, I. Sutskever, and G. E. Hinton, “Imagenet classification with deep convolutional neural networks,” in *Advances in neural information processing systems*, pp. 1097–1105, 2012.
- [2] A. Graves, A.-r. Mohamed, and G. Hinton, “Speech recognition with deep recurrent neural networks,” in *Acoustics, speech and signal processing (icassp), 2013 ieee international conference on*, pp. 6645–6649, IEEE, 2013.
- [3] D. Bahdanau, K. Cho, and Y. Bengio, “Neural machine translation by jointly learning to align and translate,” *arXiv preprint arXiv:1409.0473*, 2014.
- [4] H. T. Siegelmann and E. D. Sontag, “On the computational power of neural nets,” *Journal of computer and system sciences*, vol. 50, no. 1, pp. 132–150, 1995.
- [5] F. A. Gers and E. Schmidhuber, “Lstm recurrent networks learn simple context-free and context-sensitive languages,” *IEEE Transactions on Neural Networks*, vol. 12, no. 6, pp. 1333–1340, 2001.
- [6] A. Graves, G. Wayne, M. Reynolds, T. Harley, I. Danihelka, A. Grabska-Barwińska, S. G. Colmenarejo, E. Grefenstette, T. Ramalho, J. Agapiou, *et al.*, “Hybrid computing using a neural network with dynamic external memory,” *Nature*, vol. 538, no. 7626, p. 471, 2016.
- [7] S. E. Reed and N. de Freitas, “Neural programmer-interpreters,” *CoRR*, vol. abs/1511.06279, 2015.
- [8] A. Joulin and T. Mikolov, “Inferring algorithmic patterns with stack-augmented recurrent nets,” in *Advances in neural information processing systems*, pp. 190–198, 2015.
- [9] Ł. Kaiser and I. Sutskever, “Neural gpu learn algorithms,” *arXiv preprint arXiv:1511.08228*, 2015.
- [10] N. Kalchbrenner, I. Danihelka, and A. Graves, “Grid long short-term memory,” *arXiv preprint arXiv:1507.01526*, 2015.
- [11] B. A. Bracken and R. S. McCallum, *Universal nonverbal intelligence test*. Riverside Publishing Company, 1998.
- [12] G. J. Chaitin, “Algorithmic information theory,” *IBM journal of research and development*, vol. 21, no. 4, pp. 350–359, 1977.
- [13] K. He, X. Zhang, S. Ren, and J. Sun, “Deep residual learning for image recognition,” in *Proceedings of the IEEE conference on computer vision and pattern recognition*, pp. 770–778, 2016.
- [14] J. Chung, C. Gulcehre, K. Cho, and Y. Bengio, “Empirical evaluation of gated recurrent neural networks on sequence modeling,” *arXiv preprint arXiv:1412.3555*, 2014.
- [15] S. Hochreiter and J. Schmidhuber, “Long short-term memory,” *Neural computation*, vol. 9, no. 8, pp. 1735–1780, 1997.
- [16] A. Graves, G. Wayne, and I. Danihelka, “Neural turing machines,” *CoRR*, vol. abs/1410.5401, 2014.
- [17] W. Zaremba, T. Mikolov, A. Joulin, and R. Fergus, “Learning simple algorithms from examples,” in *International Conference on Machine Learning*, pp. 421–429, 2016.
- [18] S. Sabour, N. Frosst, and G. E. Hinton, “Dynamic routing between capsules,” *CoRR*, vol. abs/1710.09829, 2017.
- [19] R. H. Katz, *Contemporary Logic Design*. Boston, MA, USA: Addison-Wesley Longman Publishing Co., Inc., 2nd ed., 2000.
- [20] A. van den Oord, S. Dieleman, H. Zen, K. Simonyan, O. Vinyals, A. Graves, N. Kalchbrenner, A. W. Senior, and K. Kavukcuoglu, “Wavenet: A generative model for raw audio,” *CoRR*, vol. abs/1609.03499, 2016.

- [21] S. Ioffe and C. Szegedy, “Batch normalization: Accelerating deep network training by reducing internal covariate shift,” in *International Conference on Machine Learning*, pp. 448–456, 2015.
- [22] N. Srivastava, G. E. Hinton, A. Krizhevsky, I. Sutskever, and R. Salakhutdinov, “Dropout: a simple way to prevent neural networks from overfitting.,” *Journal of machine learning research*, vol. 15, no. 1, pp. 1929–1958, 2014.
- [23] A. Karpathy, “Multi-layer recurrent neural networks (lstm, gru, rnn) for character-level language models in torch.” <https://github.com/karpathy/char-rnn>.