

Optimal Scheduling and Exact Response Time Analysis for Multistage Jobs

ZIV SCULLY, Carnegie Mellon University, USA

MOR HARCHOL-BALTER, Carnegie Mellon University, USA

ALAN SCHELLER-WOLF, Carnegie Mellon University, USA

Scheduling to minimize mean response time in an M/G/1 queue is a classic problem. The problem is usually addressed in one of two scenarios. In the perfect-information scenario, the scheduler knows each job's exact size, or service requirement. In the zero-information scenario, the scheduler knows only each job's size distribution. The well-known shortest remaining processing time (SRPT) policy is optimal in the perfect-information scenario, and the more complex Gittins index policy is optimal in the zero-information scenario.

In real systems the scheduler often has *partial* but incomplete information about each job's size. We introduce a new job model, that of *multistage jobs*, to capture the partial-information scenario. A multistage job consists of a sequence of *stages*, where both the sequence of stages and stage sizes are unknown, but the scheduler always knows *which stage* of a job is in progress.

We give an optimal algorithm for scheduling multistage jobs and an exact response time analysis of our algorithm. As a special case of our analysis, we obtain the first closed-form expression for mean response time under the Gittins index policy in the M/G/1 queue.

1 INTRODUCTION

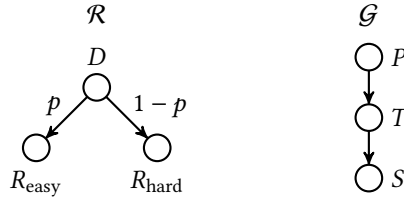
Scheduling jobs to minimize mean response time in preemptive single-server queuing systems, such as the M/G/1 queue, has been the subject of countless papers over the past several decades. When the scheduler knows each job's exact *size*, or service requirement, the *shortest remaining processing time* (SRPT) algorithm is optimal. When the scheduler does not know jobs' sizes, the optimal policy is the *Gittins index policy* [1, 9], which uses the job size distribution to give each job a priority based on its *age*, namely the amount of service the job has received so far. Although both SRPT and the Gittins index policy have long been known to be optimal for their respective settings, only SRPT has been analyzed in the past [17]. There is no known closed form for mean response time under the Gittins index policy.

In some sense, SRPT and the Gittins index policy represent opposite extremes of optimal scheduling algorithms. SRPT treats the complete information case: we know each individual job's exact size. The Gittins index policy treats the zero information case: we have no information about individual jobs, leaving us only the overall size distribution and each job's age on which to base a policy. This prompts a natural question: what policy is optimal in the *partial information* case, where we have nonzero but incomplete information about each job's remaining size?

To model jobs with partial information about remaining size, we propose a new job model: *multistage jobs*. During service, a multistage job progresses through a sequence of *stages*, each of which has its own individual *size*, or service requirement. A job completes when its last stage completes. The sequence of stages a job goes through may be stochastic, and the server cannot influence the sequence of stages. Whereas a standard M/G/1 with unknown job sizes uses only the age of each job when scheduling, multistage jobs provide the scheduler with *two* pieces of information:

- the *current stage* of the job, and
- the *age of the current stage*.

Although stages may have general size distributions, stage sizes and transitions are Markovian in the sense that a job's history before its current stage is independent of the sizes of and transitions between its current and future stages.



Two examples of multistage jobs. Job \mathcal{R} models a job in a general repair shop. The first stage is diagnosis, which takes time D . The other stages are repair work. With probability p , repair work is easy and takes time R_{easy} , and with probability $1 - p$, repair work is hard and takes time R_{hard} . Job \mathcal{G} is a Google ad placement request, which always goes through the same three stages before completion. The first stage, preprocessing, has uniform size distribution P . The other stages, targeting and selection, have bounded Pareto size distributions T and S with low and high upper bound, respectively.

Fig. 1.1. Multistage Job Examples

Jobs with multiple stages are so common in applications that it is surprising they have not received more attention. Some scenarios that might be modeled with multistage jobs include the following.

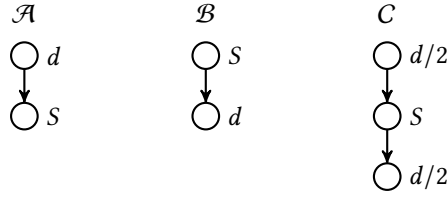
- In a small general repair shop, a single repairer preemptively chooses which of multiple items to fix. Each item goes through two stages of service: diagnosis and repair. The amount of time repair takes depends on the problem with the item, which the repairer knows only after diagnosis. Job \mathcal{R} in Figure 1.1 models this repair process as a multistage job.
- Drugs are developed through multiple stages of research and trials. A single team preemptively chooses which of multiple drug projects to work on based on the state of each project.
- At every moment in time, a Google ad server preemptively chooses which ad placement job to serve. Ad placement consists of three stages: preprocessing, which has uniform size distribution; targeting, which has bounded Pareto size distribution with a low bound; and selection, which has bounded Pareto size distribution with a high bound¹. Job \mathcal{G} in Figure 1.1 models an ad placement request as a multistage job.

To highlight the difference between multistage jobs and previous job models, consider multistage jobs \mathcal{A} , \mathcal{B} , and \mathcal{C} in Figure 1.2. While all three jobs have total size distribution $S + d$, where S is stochastic and d is deterministic, their stage structures make them very different.

- In job \mathcal{A} , the stochastic stage is *after* the deterministic stage: after serving \mathcal{A} for time d , we know the remaining size has distribution S .
- In job \mathcal{B} , the stochastic stage is *before* the deterministic stage: after serving \mathcal{B} for a random amount of time S , we learn that the first stage has completed, at which point we know the remaining size is exactly d .
- Job \mathcal{C} combines both of these effects: after serving \mathcal{C} for time $d/2$, we then serve it for a random amount of time S until we learn that the second stage has completed, at which point the remaining size is $d/2$.

Suppose we have a preemptive single-server system containing jobs \mathcal{A} , \mathcal{B} , and \mathcal{C} . Which job should we serve first to minimize mean response time? Is it better to serve \mathcal{A} first to get the deterministic section out of the way? Is it better to serve \mathcal{B} first, just in case we get lucky and its first stage finishes quickly? Is the compromise \mathcal{C} a better or worse choice than each of the others?

¹Personal communication.



Let S be a stochastic size distribution and d be a deterministic size. The three jobs \mathcal{A} , \mathcal{B} , and \mathcal{C} all have the same total size distribution $S + d$, but they have different stage structures.

Fig. 1.2. Different Stage Structures for Same Total Size

How do we best *exploit multistage structure* when scheduling to minimize mean response time?

This is a difficult question to answer because it requires comparing not just jobs' current size distributions but also their *potential future size distributions*. The differences between \mathcal{A} , \mathcal{B} , and \mathcal{C} lie not in their initial size distributions, all $S + d$, but rather in how their size distributions might evolve with service. Adding to the difficulty is the fact that a multistage job's remaining size distribution evolves *stochastically*, jumping every time a stage completes. This is more complicated than a single-stage job in the standard $M/G/1$, whose remaining size distribution depends only on its age. Jobs with stochastic stage sequences, such as job \mathcal{R} in Figure 1.1, exacerbate the difficulty.

To our knowledge, there is *no prior theoretical work* specifically pertaining to multistage jobs in a preemptive setting. Analyzing the mean response time of virtually any scheduling policy for multistage jobs² is an open problem, let alone finding and analyzing the optimal policy. The closest prior work is *Klimov's model* [14], which can model jobs with nonpreemptible stages, whereas our stages are preemptible. Nonpreemptible stages require far fewer scheduling decisions, which makes Klimov's model simple to optimally schedule using traditional Gittins index techniques [4, 9, 21].

The central contribution of this paper is an *optimal scheduling algorithm* for multistage jobs on a single server with Poisson job arrivals. At every moment in time, our algorithm uses each job's overall multistage structure and age within its current stage to decide which job to serve. The algorithm uses a *novel reduction technique* that makes it no more complex than optimally scheduling single-stage jobs on a single server. In addition to proving optimality of our algorithm, we *quantitatively analyze its performance*, giving an exact closed-form expression for mean response time.

1.1 Background on the Gittins Index for Single-Stage Jobs

As mentioned above, we will reduce the problem of scheduling multistage jobs to the problem of scheduling single-stage jobs with unknown size, as in the standard $M/G/1$. It thus behooves us to review background on the single-stage setting, in which the *Gittins index policy* minimizes mean response time [1, 9]. Remarkably, the policy has a very simple form: for each job, determine a quantity called its *Gittins index*, then serve the job of maximal Gittins index. While the Gittins index policy has long been known to be optimal, its response time resisted analysis until recently [18]. The recent analysis gives an algorithm for computing the mean and Laplace-Stieltjes transform of response time, but it does *not* yield a single closed-form expression.

²Here we mean any scheduling policy for multistage jobs that makes some use of multistage structure. One can, of course, apply and analyze classic $M/G/1$ scheduling policies by simply ignoring stage information.

One might wonder whether we can apply the Gittins index to multistage jobs. While it is possible to *define* the Gittins index of a multistage job [9, Section 3.2], it is very challenging to *compute* such Gittins indices, which makes implementing the Gittins index policy intractable for multistage jobs intractable. We might hope to compute the Gittins index of a multistage job from the Gittins indices of its individual stages, which would allow us to leverage prior work on single-stage jobs. However, there is no known way to directly combine the Gittins indices of multiple stages to obtain the Gittins index of a multistage job.

1.2 Contributions

Our contributions are as follows.

- We introduce the *multistage job model*, a new job model in which the scheduler has partial information about a job’s progress (Section 2).
- We introduce *single-job profit* (SJP), a new framework for the Gittins index that is especially well suited for multistage jobs (Section 3).
- Using the SJP framework, we state and prove a new *composition law*, which reduces a multistage job’s Gittins index computation to *independent single-stage computations* (Section 4). This results in an *optimal scheduling algorithm* for multistage jobs on a single server with Poisson job arrivals (Section 5).
- Again using the SJP framework, we *quantitatively analyze mean response time* under our algorithm (Section 6). Using this analysis, we show that our algorithm *significantly reduces response time* compared to algorithms that do not exploit multistage structure, ranging from 10–15% reduction at moderate load to over 25% at high load (Section 7).

Together, our contributions constitute the *first theoretical analysis* of multistage jobs with *preemptible* stages of *general size distribution*.

As mentioned above, the key technical idea that enables our results is *single-job profit* (SJP), a new framework for the Gittins index. There are many definitions of the Gittins index [3, 6–10, 20, 22], all of which are equivalent but each of which has its strengths and weaknesses, such as providing intuition or enabling certain elegant proofs. SJP provides another definition of the Gittins index which is particularly well suited to working with multistage jobs. Most importantly, SJP admits a new *composition law* (Theorem 4.2), which reduces the Gittins index computation for a multistage job to independent computations for each of its stages.

1.3 Related Work

The Gittins index has been extensively studied in the standard M/G/1 setting [1, 2, 12, 15], but there are few concrete results for more complex job models. A notable exception is Klimov’s model [14], which is a nonpreemptive multiclass M/G/1 queue with Bernoulli feedback: upon completion, jobs of class i have some probability p_{ij} of immediately returning as a class j job. By thinking of classes as stages, we can think of a job in Klimov’s model as a job with multiple stages. One can optimally schedule Klimov’s model using the Gittins index [9, Section 4.9.2]. The fundamental difference between Klimov’s model and our model is that we allow *preemption*, which makes Gittins index computation far more difficult. A variation of Klimov’s model studied by Whittle [23] allows preemption but requires each class’s size distribution to be exponential, whereas we study *general size distributions*.

Outside of scheduling, the Gittins index has been studied in the context of the multi-armed bandit problem, for which it was developed by the eponymous Gittins [8, 10], but the same technique has since been applied to a host of other stochastic optimization problems. See Gittins et al. [9] for a recent overview. The majority of works on the Gittins index consider it in a *discounted* setting,

where cost incurred or reward received at time t is scaled by a factor of $\exp(\alpha t)$ for some discount rate $\alpha \geq 0$. In this paper we formulate the Gittins index in an *undiscounted* setting. We do so by building on the techniques of Dumitriu et al. [6], who use a Gittins index formulation similar to our SJP. Our response time analysis is partially inspired by Whittle [23], who uses a vanishing discount parameter to analyze response time of the Gittins index policy in a model, mentioned above, where each stage of each job has exponential size distribution. We obtain a similar result but via a very different technique which avoids discounting altogether.

2 SYSTEM MODEL

We consider a preemptive single-server queueing system. Jobs arrive as a Poisson process of rate λ . The jobs are *multistage jobs*, described in detail below, which progress through a sequence of stages during service. The stage sequence and stage sizes are drawn i.i.d. for each job. We assume a stable system, meaning that the expected total size of a job is less than $1/\lambda$. Our goal is to minimize *mean response time*, meaning the average time between a job's arrival and completion. We use a preempt-resume model, meaning that preemption and processor sharing are permitted with no penalty or loss of work.

During service, a job goes through a stochastic sequence of *stages*. Each stage has a *size*, or service requirement. For the rest of this section, we zoom in on a single job and define its dynamics during service, the notation for which we summarize in Table 2.1.

The possible stages of a job are the states of an *acyclic absorbing Markov chain*.

- There is a finite set of possible *stages*, written \mathcal{I} . Formally, a stage is simply a label. Below, we associate a size distribution and transition probabilities with each such label.
- All jobs start in the *initial stage*, written a , and upon completion enter the *final stage*, written z .
- After completing stage i , a job transitions to stage j with *transition probability* p_{ij} . The final stage z is accessible from all other stages, and no stage is accessible from itself.

While one could certainly model jobs with cyclic stage transitions, our scheduling algorithm and response time analysis are limited to those with acyclic transitions.

Each job requires some amount of service in each stage it goes through.

- The *size* of a non-final stage i , written X_i , is a random variable representing the amount of service stage i requires. We write f_i and \bar{F}_i for the density and tail functions, respectively, of stage i 's size³.
- A job's *state*, written $\langle i, x \rangle$, consists of the stage i in progress and the *age* $x \geq 0$ of the stage, namely the amount of time the job has been served while in stage i .

To clarify, we hereafter reserve the word "state" to refer to the state $\langle i, x \rangle$ of a job, using the word "stage" to refer to i .

Stage transitions and stage sizes are independent, so the evolution of a job's state $\langle i, x \rangle$ during service is Markovian, even for generally distributed stage sizes X_i . A job served in state $\langle i, x \rangle$ experiences two types of transitions.

- The stage's age x increases continuously at rate 1.
- The job's state stochastically jumps from $\langle i, x \rangle$ to $\langle j, 0 \rangle$ at rate $p_{ij}h_i(x)$, where

$$h_i(x) = \frac{f_i(x)}{\bar{F}_i(x)}$$

is the *hazard rate* of the stage size X_i at age x .

- A job *completes*, exiting the system, upon jumping to $\langle z, 0 \rangle$.

³While we focus on continuous size distributions in this paper, our results generalize to size distributions which are mixtures of continuous and discrete components.

Table 2.1. Summary of Multistage Job Notation

Notation	Description
\mathcal{I}	set of possible stages
a, z	initial and final stages
p_{ij}	transition probability from stage i to stage j
X_i	size distribution of stage i
$\langle i, x \rangle$	state of a job at age x of stage i
f_i, \bar{F}_i, h_i	density, tail, and hazard rate functions of X_i

3 SINGLE-JOB PROFIT: A NEW FRAMEWORK FOR THE GITTINS INDEX

In this section we describe *single-job profit* (SJP), a new framework for defining and computing the Gittins index of a job. As we will see, SJP is particularly well suited to working with multistage jobs (Section 4) and analyzing mean response time under the Gittins index policy (Section 6). We begin with a brief review of the Gittins index (Section 3.1), then define SJP (Section 3.2) and relate it to the traditional Gittins index definition (Section 3.3).

Throughout this section and the next, we define several terms and notations related to SJP, which we summarize in Table 3.1.

3.1 Review of the Gittins Index

The *Gittins index policy* is a policy for minimizing mean response time in a variety of queuing systems, including the standard M/G/1 [1, 2]. The policy has a very simple form: always serve the job of maximal *Gittins index*. A job's Gittins index is a number affected by only the job's own state. It is unaffected by other jobs in the system. Roughly speaking, a job's Gittins index is a measure of how quickly it could *potentially* complete, as formalized later in Definition 3.5. The significance of the Gittins index lies in the following theorem [9, Section 3.2].

THEOREM 3.1 (GITTINS INDEX THEOREM). *The Gittins index policy, which always serves whichever job in the system is in the state of greatest Gittins index, minimizes mean response time in any single-server system with Poisson arrivals and Markovian job dynamics.*

The Gittins index theorem is a remarkable finding, as one might a priori worry that the optimal policy might have to consider interactions between jobs. The Gittins index theorem applies to both the standard M/G/1 and the multistage job model studied herein. However, it is very difficult to *compute* the Gittins index of a multistage job. As such, in the following sections we zoom in on a single multistage job in an effort to compute its Gittins index.

3.2 Definition of Single-Job Profit

We define *single-job profit* (SJP) as an optimization problem concerning a *single multistage job* and a potential *reward*. The job starts in some state $\langle i, x \rangle$, and the reward is a value $r \geq 0$ that is fixed for the duration of the process. At every moment in time, we must choose between one of two actions: *servicing the job* and *giving up*. The process ends when the job completes or we give up, whichever occurs first. While servicing the job, we incur cost at continuous rate 1 as the job's state evolves as described in Section 2. If the job completes, we receive reward r , but if we give up, we receive no reward. Our goal is to maximize *expected profit*, meaning the expected reward received minus expected cost incurred.

Because the job's state evolution is Markovian, to play optimally in SJP, it suffices to consider policies that decide to serve or give up based only on the current state. Thus, a policy for SJP is a

Table 3.1. Summary of Single-Job Profit Notation

Notation	Description	Defined in
$V\langle i, x \rangle(r)$	SJP function	Definition 3.2
$M\langle i, x \rangle$	SJP index	Definition 3.4
$G\langle i, x \rangle$	Gittins index	Definition 3.5
$W\langle i, x \rangle(r)$	single-stage profit function	Definition 4.1

stopping policy, which is a vector \vec{y} consisting of a *stopping age* $y_j \geq 0$ for each stage j . A stopping policy \vec{y} gives up if the job enters state $\langle j, y_j \rangle$ for some stage j . For example, the policy of never giving up sets $y_j = \infty$ for all stages j , and the policy of giving up immediately sets $y_i = x$, where $\langle i, x \rangle$ is the starting state.

Definition 3.2. The *optimal profit* of SJP from state $\langle i, x \rangle$ with reward r is

$$V\langle i, x \rangle(r) = \sup_{\vec{y}} (r\mathbf{P}\{\vec{y} \text{ completes job}\} - \mathbf{E}[\text{time } \vec{y} \text{ serves job}]).$$

The supremum is taken over stopping policies, where stopping policy \vec{y} gives up when the job enters state $\langle j, y_j \rangle$ for some stage j . The optimal profit of a state $\langle i, x \rangle$ as a function of reward r is called the state's *single-job profit function*, or simply *SJP function*.

It is intuitive that a state's SJP function is nondecreasing, because a larger potential reward should not hurt the optimal profit. In fact, we can make a much stronger statement.

PROPOSITION 3.3. *Every state's SJP function $V\langle i, x \rangle(r)$ is*

- (i) *convex and nondecreasing in r ,*
- (ii) *bounded above by r ,*
- (iii) *bounded below by $(r - \mathbf{E}[\text{time from } \langle i, x \rangle \text{ to } \langle z, 0 \rangle])^+$, and*
- (iv) *differentiable almost everywhere with derivative at most 1.*

PROOF. From Definition 3.2, we see $V\langle i, x \rangle(r)$ is a supremum of convex nondecreasing functions of r , implying claim (i). No policy can receive reward greater than r or incur cost less than 0, implying claim (ii). Possible policies for SJP include immediately giving up, which yields expected profit 0, and never giving up, which yields expected profit $r - \mathbf{E}[\text{time from } \langle i, x \rangle \text{ to } \langle z, 0 \rangle]$, implying claim (iii). The conjunction of claims (i) and (ii) implies (iv). \square

By Lemma 3.3, as we increase reward r starting from 0, the SJP function of any state $\langle i, x \rangle$ starts from $V\langle i, x \rangle(r) = 0$ at $r = 0$ and, at some value of r , becomes positive.

Definition 3.4. The *SJP index* of state $\langle i, x \rangle$ is

$$M\langle i, x \rangle = \inf\{r \geq 0 \mid V\langle i, x \rangle(r) > 0\}.$$

That is, the SJP index of state $\langle i, x \rangle$ is the smallest reward r such that it is optimal to serve the job for at least an instant in SJP.

Roughly speaking, a state's SJP index is a measure of how "reluctant" we are to serve a job in that state: the more reluctant we are to serve the job, the larger a reward we need to be offered for completion to serve it.

3.3 Single-Job Profit and the Gittins Index

We have so far mentioned two ways of evaluating a job in state $\langle i, x \rangle$.

- The SJP index measures, roughly speaking, how reluctant we are to serve the job.
- The Gittins index measures, roughly speaking, how quickly the job could potentially complete.

As we will see in Section 4, when working with multistage jobs, a state's SJP function is much easier to work with than its Gittins index, but Theorem 3.1 is stated in terms of Gittins indices. We would therefore like to relate SJP to the Gittins index.

We begin by formally defining the Gittins index, for which there are many equivalent definitions [3, 6, 7, 9, 10, 20, 22]. The usual definition, given below, directly uses stopping policies \vec{y} without going through an intermediate optimization problem like SJP.

Definition 3.5. The Gittins index of state $\langle i, x \rangle$ is

$$G\langle i, x \rangle = \sup_{\vec{y}} \frac{\mathbf{P}\{\vec{y} \text{ completes job}\}}{\mathbf{E}[\text{time } \vec{y} \text{ serves job}]},$$

where the supremum is taken over stopping policies \vec{y} that do not immediately give up.

Consider SJP from state $\langle i, x \rangle$ with reward r . Is it optimal to give up immediately? One answer uses the SJP index: by Definition 3.4, it is optimal to give up if $r \leq M\langle i, x \rangle$. Another answer uses the Gittins index. One interpretation of $G\langle i, x \rangle$ is as the maximum possible “completion rate” from $\langle i, x \rangle$: the numerator in Definition 3.5 is an expected number of job completions, and the denominator is the expected time for those completions to occur. By using a stopping policy that achieves completion rate $G\langle i, x \rangle$, we receive reward at average rate $rG\langle i, x \rangle$ while serving the job in SJP, so it is optimal to give up if $rG\langle i, x \rangle \leq 1$. This suggests a relationship between a state's Gittins index and its SJP index.

PROPOSITION 3.6. For any state $\langle i, x \rangle$,

$$M\langle i, x \rangle = \frac{1}{G\langle i, x \rangle}.$$

PROOF. We simply formalize the discussion above. Throughout, \vec{y} ranges over stopping policies that do not give up immediately. Continuity ensures the supremum in Definition 3.2 is unchanged by this single omission. Let

$$\begin{aligned} P_{\vec{y}} &= \mathbf{P}\{\vec{y} \text{ completes job}\} \\ E_{\vec{y}} &= \mathbf{E}[\text{time } \vec{y} \text{ serves job}]. \end{aligned}$$

We compute

$$M\langle i, x \rangle = \inf\{r \geq 0 \mid V\langle i, x \rangle(r) > 0\} = \inf\{r \geq 0 \mid \sup_{\vec{y}}(rP_{\vec{y}} - E_{\vec{y}}) > 0\}$$

and

$$\frac{1}{G\langle i, x \rangle} = \inf_{\vec{y}} \frac{E_{\vec{y}}}{P_{\vec{y}}} = \inf\left\{r \geq 0 \mid r > \inf_{\vec{y}} \frac{E_{\vec{y}}}{P_{\vec{y}}}\right\}.$$

Each of $\sup_{\vec{y}}(rP_{\vec{y}} - E_{\vec{y}}) > 0$ and $r > \inf_{\vec{y}} E_{\vec{y}}/P_{\vec{y}}$ holds if and only if there exists a stopping policy \vec{y} such that $rP_{\vec{y}} > E_{\vec{y}}$, so $M\langle i, x \rangle$ and $1/G\langle i, x \rangle$ are infima of the same set. \square

By Proposition 3.6, scheduling the job of greatest Gittins index is equivalent to scheduling the job of least SJP index. Hereafter, we work mostly in terms of SJP functions and SJP indices.

4 SINGLE-JOB PROFIT COMPOSITION LAW

The main benefit of SJP over other Gittins index formulations is that it admits an elegant *composition law*, given in Theorem 4.2 below. The composition law says that to solve SJP starting from stage i , it suffices to solve SJP for a *single-stage job* with size distribution X_i .

Definition 4.1. The *single-stage profit function* of a state $\langle i, x \rangle$, written $W\langle i, x \rangle(r)$, is the SJP function of the state in a modified job model where $p_{iz} = 1$, which means a job in stage i has only one stage remaining. Explicitly, we define

$$\begin{aligned} W\langle i, x \rangle(r) &= \sup_{y_i} (r\mathbf{P}\{y_i \text{ completes stage } i\} - \mathbf{E}[\text{time } y_i \text{ serves stage } i]) \\ &= \sup_{y_i} (r\mathbf{P}\{X_i \leq y_i \mid X_i > x\} - \mathbf{E}[\min\{X_i, y_i\} - x \mid X_i > x]). \end{aligned}$$

Of course, $V\langle i, x \rangle(r) = W\langle i, x \rangle(r)$ when $p_{iz} = 1$, that is, when i is the only stage left.

THEOREM 4.2 (COMPOSITION LAW). *For any state $\langle i, x \rangle$ and any reward r ,*

$$V\langle i, x \rangle(r) = W\langle i, x \rangle \left(\sum_{j \in \mathcal{I}} p_{ij} V\langle j, 0 \rangle(r) \right).$$

PROOF. We can view SJP starting from state $\langle i, x \rangle$ as a nested optimization problem: first choose the optimal stopping time y_i for stage i , then choose the optimal stopping times \vec{y}' for every other stage. Letting

$$\begin{aligned} P_{\vec{y}}\langle i, x \rangle &= \mathbf{P}\{\vec{y} \text{ completes job from } \langle i, x \rangle\} \\ Q_{y_i} &= \mathbf{P}\{y_i \text{ completes stage } i \text{ from } \langle i, x \rangle\} \\ E_{\vec{y}}\langle i, x \rangle &= \mathbf{E}[\text{time } \vec{y} \text{ serves job from } \langle i, x \rangle] \\ F_{y_i} &= \mathbf{E}[\text{time } y_i \text{ serves stage } i \text{ from } \langle i, x \rangle] \end{aligned}$$

and writing J for the random stage that comes after i , we compute

$$\begin{aligned} V\langle i, x \rangle(r) &= \sup_{\vec{y}} (rP_{\vec{y}}\langle i, x \rangle - E_{\vec{y}}\langle i, x \rangle) \\ &= \sup_{y_i} \sup_{\vec{y}'} (rQ_{y_i} \mathbf{E}[P_{\vec{y}'}\langle J, 0 \rangle] - (F_{y_i} + Q_{y_i} \mathbf{E}[P_{\vec{y}'}\langle J, 0 \rangle])) \\ &= \sup_{y_i} (rQ_{y_i} (\mathbf{E}[P_{\vec{y}'}\langle J, 0 \rangle] - E_{\vec{y}'}\langle J, 0 \rangle) - F_{y_i}) \\ &= \sup_{y_i} (rQ_{y_i} \mathbf{E}[V\langle J, 0 \rangle(r)] - F_{y_i}) \\ &= W\langle i, x \rangle(\mathbf{E}[V\langle J, 0 \rangle(r)]), \end{aligned}$$

which, after expanding the expectation, is the desired formula. \square

Because there are no cyclic stage transitions, we can recursively apply Theorem 4.2 to obtain the SJP function of any state by combining single-stage profit functions using only function composition and convex combination.

5 OPTIMAL SCHEDULING ALGORITHM

Our optimal scheduling policy is the Gittins index policy using Algorithm 5.1 to compute the Gittins index of each multistage job. The algorithm itself is very simple, thanks to the composition law. A simple numerical technique, such as Newton's method, suffices to find the SJP index from the SJP function thanks to the convenient properties proved in Lemma 3.3.

We have not yet addressed how to compute single-stage profit functions, but we can leverage prior work on the Gittins index in the M/G/1 setting to compute them. The key is that, by Definition 3.4,

Algorithm 5.1 Gittins Index of a Multistage Job

INPUT: Starting state $\langle i, x \rangle$.

OUTPUT: Gittins index $G\langle i, x \rangle$.

(i) Define the SJP function of the final stage: $V\langle z, 0 \rangle(r) = r$.

(ii) For every $j \in \mathcal{I}$ accessible from i , define the SJP function of state $\langle j, 0 \rangle$ using Theorem 4.2:

$$V\langle j, 0 \rangle(r) = W\langle j, 0 \rangle \left(\sum_{k \in \mathcal{I}} p_{jk} V\langle k, 0 \rangle(r) \right).$$

These functions are well-defined because stage transitions are acyclic, so there is no self-reference.

(iii) Define the SJP function of stage $\langle i, x \rangle$ using Theorem 4.2:

$$V\langle i, x \rangle(r) = W\langle i, x \rangle \left(\sum_{j \in \mathcal{I}} p_{ij} V\langle j, 0 \rangle(r) \right).$$

(iv) Use Newton's method or similar to compute the largest r such that $V\langle i, x \rangle(r) = 0$. This value is $M\langle i, x \rangle = 1/G\langle i, x \rangle$.

the optimal policy for SJP with reward r is to give up when the job enters a state $\langle i, x \rangle$ with SJP index $M\langle i, x \rangle > r$. Thus, if prior work on jobs of size distribution X has computed the Gittins index at each age x , we can compute the single-stage profit function for a stage i with size distribution $X_i = X$.

6 RESPONSE TIME ANALYSIS

In this section, we analyze the response time of the Gittins index policy. We actually focus on queueing time, which is response time minus total job size, so minimizing queueing time is equivalent to minimizing response time.

Our approach is very different from the tagged-job approach that is often used to analyze response time [11, 13, 16–18]. Instead, we analyze response time by solving a *continuous dynamic program*. We find a *cost function* that, for every possible state of the system, gives the *expected total queueing time* for the remainder of the busy period. This total is the sum of queueing times of all jobs that appear during the busy period, including those currently in the system and those that arrive later. From this cost function, mean queueing time follows easily.

We are not the first to use a dynamic programming approach to analyze mean response time: Whittle [23] analyzes multistage jobs whose states have exponential size distributions, and Hyytiä et al. [12] analyze jobs with known sizes. We apply dynamic programming to a system in which stages have *unknown size* and *general size distributions*, which requires new techniques.

Our main result is the following expression for queueing time under the Gittins index policy, which is in terms of the SJP function and its derivative.

THEOREM 6.1. *The mean queueing time of multistage jobs under the Gittins index policy is*

$$\mathbb{E}[T_Q] = \sum_{i \in \mathcal{I}} \int_0^\infty \int_0^\infty \lambda q_{ai} \bar{F}_i(x) \frac{\frac{d}{dr} \Phi_B[r](\langle i, x \rangle) \cdot \frac{d}{dr} \Phi_B[r](\langle a, 0 \rangle)}{\frac{d}{dr} s[r]} dr dx,$$

where q_{ai} is the probability that a job at some point reaches stage i and

$$\begin{aligned}\rho[r] &= \lambda(r - V\langle a, 0 \rangle(r)) \\ s[r] &= \frac{r}{1 - \rho[r]} \\ \Phi_B[r](\langle i, x \rangle) &= \frac{r - V\langle i, x \rangle(r)}{1 - \rho[r]}.\end{aligned}$$

To prove Theorem 6.1, we

- write an optimality equation that characterizes the cost function of the dynamic program (Section 6.2);
- as a warmup, solve a simplified dynamic program without arrivals (Section 6.3); and
- using intuition from the arrival-free case, guess a cost function for the full dynamic program with arrivals and verify it satisfies the optimality equation (Section 6.4).

It turns out that to understand the intuition behind our guess for the cost function, it helps to generalize the scheduling problem we consider (Section 6.1). We consider a setting where there are not one but two possible actions available for each job: *serve* and *bypass*. Serving a job advances its state as usual, and bypassing gives the job an alternate way to complete. Specifically, while a job is being bypassed, it stochastically jumps to state $\langle z, 0 \rangle$ at rate $1/r$, where $r \geq 0$ is a parameter representing the *expected bypass time*.

Scheduling with bypassing is simple to characterize for extreme values of r .

- In the $r \rightarrow 0$ limit, we bypass all jobs and the total queueing time approaches 0.
- In the $r \rightarrow \infty$ limit, we never bypass any jobs, so we recover ordinary scheduling without bypassing.

Ultimately, we want to understand total queueing time in the $r \rightarrow \infty$ limit. Given that we understand the $r \rightarrow 0$ limit, it would suffice to compute the *derivative with respect to r* of total queueing time, then integrate. This is exactly what we do in Section 6.3 for the arrival-free case, and a similar approach works when incorporating arrivals in Section 6.4.

The option to bypass a job is intimately related to giving up in SJP, as hinted at by the common notation r . Specifically, SJP with reward r is equivalent to minimizing the completion time of a single job with expected bypass time r . This is because we can think of r as the *opportunity cost* of not completing the job in SJP. Of course, the relationship between bypassing and SJP is less clear in a context where new jobs might arrive during a bypass. Finding this relationship is one of the obstacles we overcome in Section 6.4 when adapting our arrival-free cost function from Section 6.3 to the setting with arrivals.

6.1 Busy Period Optimization Problems

In this section we formulate several optimization problems as continuous dynamic programs. All such problems involve minimizing a cost over the course of a busy period, so we call them *busy period optimization problems* (BPOPs). We will consider five BPOPs in total, called *BPOP A*, *BPOP B*, *BPOP C*, *BPOP P*, and *BPOP Q*.

BPOPs P and Q are *total queueing time minimization* problems. At any moment in time, there may be several jobs in the system, and we must choose which job to serve. Our goal is to minimize the expected total queueing time of all jobs in the busy period. These two BPOPs differ only in the arrival process.

- In BPOP P, no arrivals occur.
- In BPOP Q, arrivals occur at rate λ .

BPOP Q is the problem we ultimately want to solve, towards which BPOP P is a helpful intermediate step.

BPOPs A, B, and C are all *busy period length minimization* problems. While busy period length may not seem directly related to queueing time, these three BPOPs are useful for solving BPOPs P and Q. At any moment in time in BPOPs A, B, and C, we can choose to *serve* any job or *bypass* any job. Our goal is to minimize the expected amount of time until the system is empty. These three BPOPs differ only in the arrival process.

- In BPOP A, no arrivals occur.
- In BPOP B, arrivals occur at rate λ .
- In BPOP C, arrivals occur at rate λ while serving a job, but no arrivals occur while bypassing a job.

Note that BPOP A with a single job is essentially equivalent to SJP.

To formulate a BPOP as a dynamic program, we must define its

- state space,
- action space,
- state dynamics, and
- cost dynamics.

The *state space* of a BPOP is the set of *lists of job states*. That is, when there are n jobs in the system, the *system state*, or simply *state* when not ambiguous, is a list

$$\vec{i}x = (\langle i_1, x_1 \rangle, \dots, \langle i_n, x_n \rangle),$$

where $\langle i_k, x_k \rangle$ is the state of job k . To keep the notation focused on the important components of system states, we use ellipses to hide the unimportant parts.

The *action space* of a BPOP consists of up to two possible actions for each job k : *bypass*, which is possible in BPOPs A, B, and C; and *serve*, which is possible in all BPOPs.

The *state dynamics* of a BPOP depend on the action taken and vary according to details of the BPOP in question, but they all have the following aspects in common.

- When bypassing or serving job k , all other jobs remain in the same state.
- When bypassing job k , its state stochastically jumps from $\langle i_k, x_k \rangle$ to $\langle z, 0 \rangle$ at rate $1/r$, where $r \geq 0$ is a constant.
- When serving job k , its state evolves as described in Section 2: its age x_k increases at rate 1, and its state jumps stochastically from $\langle i_k, x_k \rangle$ to $\langle j, 0 \rangle$ at rate $p_{i_k j} h_{i_k}(x_k)$.
- When arrivals occur, the system state jumps from (\dots) to $(\dots, \langle a, 0 \rangle)$ at stochastic rate λ .

For example, while serving job k in BPOP B, C, or Q, the system state evolves accounting for both k 's service and new arrivals.

The *cost dynamics* of a BPOP are simple: we pay cost continuously at state-dependent rate. The cost rate is always 1 for BPOPs A, B, and C; and the cost rate is $n - 1$, the number of jobs in the queue, for BPOPs P and Q.

The *cost function* of a BPOP maps each system state $\vec{i}x$ to the expected cost that will be paid *under an optimal policy* as the system advances from $\vec{i}x$ to the empty state $()$. We write $\Phi_A[r]$ for the cost function of BPOP A, and similarly for $\Phi_B[r]$, $\Phi_C[r]$, Φ_P , and Φ_Q . Note that the cost functions for BPOPs A, B, and C are parametrized by the expected bypass time r . To refer to a generic cost function mapping system states to costs, we write φ . Every cost function φ discussed in this section satisfies the following conditions.

- The order of the list of job states is arbitrary, so for all $1 \leq k < l \leq n$,

$$\varphi(\dots, \langle i_k, x_k \rangle, \dots, \langle i_l, x_l \rangle, \dots) = \varphi(\dots, \langle i_l, x_l \rangle, \dots, \langle i_k, x_k \rangle, \dots).$$

- Jobs in the final stage exit the system, so

$$\varphi(\dots, \langle z, 0 \rangle) = \varphi(\dots). \quad (6.1)$$

- We measure cost until the busy period ends, which is when the system is empty, so

$$\varphi() = 0. \quad (6.2)$$

Conditions (6.1) and (6.2) serve as boundary conditions when characterizing a BPOP's cost function.

Very occasionally we will need the cost of BPOP A with no bypass option available, which is just the total expected size of all jobs in the system state. This is easily shown to be $\lim_{r \rightarrow \infty} \Phi_A[r](\vec{x})$, which we write as $\Phi_A[\infty](\vec{x})$.

6.2 Optimality Equation for Scheduling Multistage Jobs

We now turn our attention to characterizing the cost functions of the five BPOPs. Our ultimate goal in proving Theorem 6.1 is to obtain an expression for mean queueing time $E[T_Q]$. The BPOP most directly related to queueing time is BPOP Q: a simple argument using renewal theory yields

$$E[T_Q] = (1 - \rho)\Phi_Q(\langle a, 0 \rangle), \quad (6.3)$$

where ρ is the system load and Φ_Q is the cost function of BPOP Q. This is because each busy period has total expected queueing time $\Phi_Q(\langle a, 0 \rangle)$ spread over $1/(1 - \rho)$ jobs in expectation. Of course, to make use of this observation, we must compute $\Phi_Q(\langle a, 0 \rangle)$. The statement of Theorem 6.1 previews the final answer, which we see involves $\Phi_B[r]$, the cost function of BPOP B, and the other BPOPs are helpful during the derivation.

We have given the state space, action space, state dynamics, and cost dynamics of BPOP Q in Section 6.1. We can use this to formulate BPOP Q as a dynamic program using standard techniques, specifically those for piecewise-deterministic Markov processes [5, 19]. From this formulation one can obtain an *optimality equation*, specifically a Hamilton-Jacobi-Bellman equation [19], which characterizes $\Phi_Q(\vec{x})$. For brevity, we present the optimality equation for BPOP Q and the other BPOPs directly.

The optimality equation for any BPOP says that for every system state and admissible action in that state, the following quantities should add to at least 0:

- (i) the expected rate cost is incurred according to the cost dynamics and
- (ii) the expected rate at which the cost function changes as the state evolves according to the state dynamics.

Furthermore, the quantities must add to *exactly* 0 when the *optimal* action is taken. Quantity (i) is simply 1 or $n - 1$, depending on the BPOP. We express quantity (ii) in terms of three operators on cost functions, which give the rate at which a cost function changes due to various components of the state dynamics.

Definition 6.2. The *serve- k operator*, written Δ_k , gives the expected rate at which a cost function φ changes due to serving job k :

$$\begin{aligned} \Delta_k \varphi(\dots, \langle i_k, x_k \rangle, \dots) &= \frac{d}{dx_k} \varphi(\dots, \langle i_k, x_k \rangle, \dots) \\ &\quad + h_{i_k}(x_k) \left(\sum_{j \in I} p_{ij} \varphi(\dots, \langle j, 0 \rangle, \dots) - \varphi(\dots, \langle i_k, x_k \rangle, \dots) \right). \end{aligned}$$

The *arrive operator*, written Λ , gives the expected rate at which a cost function φ changes due to new jobs arriving:

$$\Lambda \varphi(\dots) = \lambda(\varphi(\dots, \langle a, 0 \rangle) - \varphi(\dots)).$$

The *bypass- k operator*, written $\Gamma_k[r]$, gives the expected rate at which a cost function φ changes due to bypassing job k :

$$\Gamma_k[r]\varphi(\dots, \langle i_k, x_k \rangle, \dots) = \frac{1}{r}(\varphi(\dots, \langle z, 0 \rangle, \dots) - \varphi(\dots, \langle i_k, x_k \rangle, \dots)).$$

To be concrete, consider BPOP P in state $\vec{i}\vec{x}$ with $n \geq 1$ jobs. At every moment in time, we incur cost at rate $n - 1$. The rate at which the cost function changes is given by the *serve- k operator* Δ_k , depending on which job k we serve. No matter which job we serve, the cost function should change at expected rate greater than or equal to $-(n - 1)$, achieving equality when serving the optimal job. Thus, the optimality equation for BPOP P is

$$\min_k \Delta_k \Phi_P(\vec{i}\vec{x}) = -(n - 1). \quad (\text{P}^*)$$

Above, and in all future optimality equations, the minimum is understood as taken over $1 \leq k \leq n$. The optimality equation for BPOP Q is similar, except now arrivals contribute to the rate at which the cost function changes:

$$\min_k (\Delta_k + \Lambda) \Phi_Q(\vec{i}\vec{x}) = -(n - 1). \quad (\text{Q}^*)$$

The optimality equations for BPOPs A, B, and C are similar to those for BPOPs P and Q with two main differences. First, they incur cost at rate 1, so the right-hand side is -1 . Second, we have the option to bypass jobs instead of serving them, manifesting as a nested minimization, first deciding which job to act on and then deciding whether to serve or bypass it. For readability, we write the inner minimization vertically.

- BPOP A has no arrivals, so its optimality equation is

$$\min_k \min \left\{ \begin{array}{l} \Delta_k \Phi_A[r](\vec{i}\vec{x}) \\ \Gamma_k[r] \Phi_A[r](\vec{i}\vec{x}) \end{array} \right\} = -1. \quad (\text{A}^*)$$

- BPOP B always has arrivals, so its optimality equation is

$$\min_k \min \left\{ \begin{array}{l} (\Delta_k + \Lambda) \Phi_B[r](\vec{i}\vec{x}) \\ (\Gamma_k[r] + \Lambda) \Phi_B[r](\vec{i}\vec{x}) \end{array} \right\} = -1. \quad (\text{B}^*)$$

- BPOP C has arrivals while serving but not while bypassing, so its optimality equation is

$$\min_k \min \left\{ \begin{array}{l} (\Delta_k + \Lambda) \Phi_C[r](\vec{i}\vec{x}) \\ \Gamma_k[r] \Phi_C[r](\vec{i}\vec{x}) \end{array} \right\} = -1. \quad (\text{C}^*)$$

There are a few details to clarify about the optimality equations above. We have assumed throughout that the system state $\vec{i}\vec{x}$ has $n \geq 1$ jobs, none of which are in the final stage z . If a job is in stage z , boundary condition (6.1) applies, and if the system has no jobs, boundary condition (6.2) applies.

6.3 Warmup: Guessing the Cost Function with No Arrivals

As a warmup for guessing the cost function for BPOP Q, we focus on BPOP P, the problem of minimizing total expected queueing time in an arrival-free setting. The first step to understanding BPOP P is understanding the even simpler BPOP A, in which we want to minimize busy period length.

LEMMA 6.3. *The cost function of BPOP A is*

$$\Phi_A[r](\vec{i}\vec{x}) = \sum_k \Phi_A[r](\langle i_k, x_k \rangle) = \sum_k (r - V\langle i_k, x_k \rangle(r)).$$

PROOF. We will show

$$\Phi_A[r](\langle i, x \rangle) = r - V\langle i, x \rangle(r). \quad (6.4)$$

To extend to the case of BPOP A with multiple jobs, observe that the busy period length is the sum of completion times of all jobs, so we can minimize each job's completion time individually. To show (6.4), consider the following variants of SJP with job $\langle i, x \rangle$ and reward r , which are clearly equivalent:

- (i) maximizing expected reward earned minus time spent, with reward r for completion and reward 0 for giving up; and
- (ii) maximizing expected reward earned minus time spent, with reward 0 for completion and reward $-r$ for giving up.

Problem (i) is ordinary SJP, while problem (ii) is equivalent to BPOP A with a single job: there is no reward for completion, but we can give up by bypassing the job. Here we use the fact that there exists a Markovian optimal policy justify the equivalence of bypassing in expected time r and giving up for reward $-r$ are equivalent, because a Markovian policy will never switch from bypassing back to serving. The optimal profit in problem (ii) is $V\langle i, x \rangle(r) - r$, and cost is negative profit, from which (6.4) follows. \square

By relating the cost function of BPOP A to SJP functions, we obtain some properties about it from Lemma 3.3. Specifically, from (6.4), we learn that $\frac{d}{dr}\Phi_A[r](\langle i, x \rangle)$, as a function of r , is nonincreasing and bounded between 0 and 1, meaning it is a valid tail function of some random variable.

Definition 6.4. The *prevailing index* of a job in state $\langle i, x \rangle$, written $R\langle i, x \rangle$, is a random variable with tail function

$$\mathbf{P}\{R\langle i, x \rangle > r\} = \frac{d}{dr}\Phi_A[r](\langle i, x \rangle).$$

For the purposes of this section, the prevailing index $R\langle i, x \rangle$ is simply a computational tool used for its convenient distribution. Whenever we discuss the prevailing indices of two jobs the same formula, we assume they are independent. We give a more intuitive account of $R\langle i, x \rangle$ in Appendix B.

There are two important properties of the prevailing index. Definition 3.4 implies

$$\mathbf{P}\{R\langle i, x \rangle \geq M\langle i, x \rangle\} = 1, \quad (6.5)$$

and integrating the tail function of the prevailing index yields

$$\mathbf{E}[\min\{R\langle i, x \rangle, r\}] = \int_0^r \mathbf{P}\{R\langle i, x \rangle > s\} ds = \Phi_A[r](\langle i, x \rangle). \quad (6.6)$$

Taking the $r \rightarrow \infty$ limit of (6.6), we find $\mathbf{E}[R\langle i, x \rangle] = \Phi_A[\infty](\langle i, x \rangle)$, which is the expected remaining size of a job starting in state $\langle i, x \rangle$. We emphasize that although it has the same expectation, $R\langle i, x \rangle$ is *not* the random variable representing remaining size.

We now return our focus to BPOP P. We already know the optimal policy for BPOP P, namely always serving the job of minimal SJP index, but it remains to find its cost function Φ_P . Because there are no arriving jobs, we guess that expected total queueing time has the form

$$\Phi_P(i\vec{x}) = \sum_{k < l} \Phi_P(\langle i_k, x_k \rangle, \langle i_l, x_l \rangle).$$

To see why this holds, note that we can think of queueing time as the sum over all pairs of jobs of the ‘‘interference’’ between the two jobs. By interference, we mean the amount of time such that one of the jobs is waiting while the other job is in service. Because we always serve the job of minimal SJP index, the interference between two jobs k and l is the same no matter what other

jobs are in the system, as we can simply ignore every moment in time when neither k nor l is in service. By considering the case where k and l are the only jobs in the system, we find that the interference between them is $\Phi_P(\langle i_k, x_k \rangle, \langle i_l, x_l \rangle)$, as desired.

It remains to guess $\Phi_P(\langle i_k, x_k \rangle, \langle i_l, x_l \rangle)$. With only two jobs in the system, queueing time is just the completion time of whichever job finishes first. Under the policy of serving k first no matter what, the expected queueing time would be $\mathbf{E}[R\langle i_k, x_k \rangle]$ by (6.6), and similarly for serving l first. It turns out that the optimal policy, improving on both of these options, has expected queueing time

$$\begin{aligned} \Phi_P(\langle i_k, x_k \rangle, \langle i_l, x_l \rangle) &= \mathbf{E}[\min\{R\langle i_k, x_k \rangle, R\langle i_l, x_l \rangle\}] \\ &= \int_0^\infty \mathbf{P}\{R\langle i_k, x_k \rangle > r \text{ and } R\langle i_l, x_l \rangle > r\} dr \\ &= \int_0^\infty \frac{d}{dr} \Phi_A[r](\langle i_k, x_k \rangle) \cdot \frac{d}{dr} \Phi_A[r](\langle i_l, x_l \rangle) dr. \end{aligned}$$

For the intuition behind $\mathbf{E}[\min\{R\langle i_k, x_k \rangle, R\langle i_l, x_l \rangle\}]$, see Appendix B. For our purposes, it suffices to simply verify our guess with the optimality equation (P*).

PROPOSITION 6.5. *The cost function of BPOP P is*

$$\Phi_P(\vec{i}\vec{x}) = \sum_{k < l} \int_0^\infty \frac{d}{dr} \Phi_A[r](\langle i_k, x_k \rangle) \cdot \frac{d}{dr} \Phi_A[r](\langle i_l, x_l \rangle) dr.$$

PROOF. We will show the desired formula satisfies the optimality equation (P*). Let

$$\varphi_{kl}(\dots, \langle i_k, x_k \rangle, \dots, \langle i_l, x_l \rangle, \dots) = \int_0^\infty \frac{d}{dr} \Phi_A[r](\langle i_k, x_k \rangle) \cdot \frac{d}{dr} \Phi_A[r](\langle i_l, x_l \rangle) dr$$

be the “interference” between k and l . It suffices to show it satisfies $\Delta_k \varphi_{kl}(\vec{i}\vec{x}) \geq -1$, with equality for some k and all $l \neq k$. This suffices because $\Delta_k \varphi_{lm}(\vec{i}\vec{x}) = 0$ for all $l, m \neq k$, so

$$\Delta_k \Phi_P(\vec{i}\vec{x}) = \sum_{l \neq k} \Delta_k \varphi_{kl}(\vec{i}\vec{x}) \geq -(n-1),$$

achieving equality for some k as required by the optimality equation (P*). Using Definition 6.4 and integration by parts, we compute

$$\begin{aligned} \varphi_{kl}(\vec{i}\vec{x}) &= \int_0^\infty \frac{d}{dr} \Phi_A[r](\langle i_k, x_k \rangle) \cdot \frac{d}{dr} \Phi_A[r](\langle i_l, x_l \rangle) dr \\ &= \int_0^\infty \mathbf{P}\{R\langle i_l, x_l \rangle > r\} \frac{d}{dr} \Phi_A[r](\langle i_k, x_k \rangle) dr \\ &= \mathbf{E}[\Phi_A[R\langle i_l, x_l \rangle](\langle i_k, x_k \rangle)]. \end{aligned} \tag{6.7}$$

We know the cost function of BPOP A must satisfy (A*), so, slightly abusing the Δ_k notation by applying it to $\Phi_A[r](\langle i_k, x_k \rangle)$,

$$\Delta_k \varphi_{kl}(\vec{i}\vec{x}) = \mathbf{E}[\Delta_k \Phi_A[R\langle i_l, x_l \rangle](\langle i_k, x_k \rangle)] \geq -1.$$

The job k for which equality holds is that of minimal SJP index. If $M\langle i_k, x_k \rangle \leq M\langle i_l, x_l \rangle$, then

$$\mathbf{P}\{M\langle i_k, x_k \rangle \leq R\langle i_l, x_l \rangle\} = 1$$

by (6.5). This fact and Definition 3.4 imply that with probability 1, serving k is the optimal action in BPOP A with job k and random expected bypass time $R\langle i_l, x_l \rangle$, so $\Delta_k \Phi_A[R\langle i_l, x_l \rangle](\langle i_k, x_k \rangle) = -1$, as desired. \square

6.4 Guessing the Cost Function with Arrivals

We have successfully guessed the cost function for BPOP P. Our next task is to adapt our guess to BPOP Q, which incorporates arrivals. Similarly to how understanding BPOP A helped with BPOP P, we first take some time to understand BPOPs B and C.

We begin by relating BPOP B, which has arrivals at rate λ , to BPOP A, which has no arrivals. In Lemma 6.3, we showed that the cost of BPOP A decomposes into a sum of independent single-job terms. This decomposition works because we can minimize the expected busy period length by *individually optimizing* the bypass policy for each job. Our guess for BPOP B is that, even with arrivals, we can continue to optimize each job individually when it comes to bypass decisions. This makes the cost of BPOP B the length of a busy period where each job has an individually adjusted size.

Definition 6.6. The *bypass-adjusted remaining size* of a job in state $\langle i, x \rangle$ with expected bypass time r is $\Phi_A[r](\langle i, x \rangle)$, and the *bypass-adjusted load* is

$$\rho[r] = \lambda \Phi_A[r](\langle a, 0 \rangle).$$

We recover the ordinary system load as $\rho[\infty] = \lambda \Phi_A[\infty](\langle a, 0 \rangle)$.

LEMMA 6.7. *The cost function of BPOP B is*

$$\Phi_B[r](i\vec{x}) = \frac{\Phi_A[r](i\vec{x})}{1 - \rho[r]}.$$

PROOF. We take the above formula for $\Phi_B[r](i\vec{x})$ as given and show it satisfies the optimality equation (B*). Using Lemma 6.3, we compute

$$\begin{aligned} \Lambda \Phi_B[r](\dots) &= \frac{\Lambda \Phi_A[r](\dots)}{1 - \rho[r]} \\ &= \frac{\lambda(\Phi_A[r](\dots, \langle a, 0 \rangle) - \Phi_A[r](\dots))}{1 - \rho[r]} \\ &= \frac{\rho[r]}{1 - \rho[r]}. \end{aligned} \tag{6.8}$$

Because $\Phi_A[r]$ satisfies (A*), by pulling out the common $\Lambda \Phi_B[r](i\vec{x})$ terms below, we obtain

$$\begin{aligned} \min_k \min \left\{ \frac{(\Delta_k + \Lambda) \Phi_B[r](i\vec{x})}{(\Gamma_k[r] + \Lambda) \Phi_B[r](i\vec{x})} \right\} &= \min_k \min \left\{ \frac{\Delta_k \Phi_B[r](i\vec{x})}{\Gamma_k[r] \Phi_B[r](i\vec{x})} \right\} + \frac{\rho[r]}{1 - \rho[r]} \\ &= \frac{1}{1 - \rho[r]} \min_k \min \left\{ \frac{\Delta_k \Phi_A[r](i\vec{x})}{\Gamma_k[r] \Phi_A[r](i\vec{x})} \right\} + \frac{\rho[r]}{1 - \rho[r]} \\ &= -1, \end{aligned}$$

which, as desired, is (B*). \square

BPOP C is similar to BPOP B, except arrivals stop while bypassing a job. To guess the cost function of BPOP C, consider that a busy period started by a bypass in BPOP B takes time

$$s[r] = \frac{r}{1 - \rho[r]},$$

because bypassing takes expected time r and starts a busy period with load $\rho[r]$.

LEMMA 6.8. *The cost function of BPOP C satisfies*

$$\Phi_C[s[r]](\vec{i}\vec{x}) = \Phi_C\left[\frac{r}{1-\rho[r]}\right](\vec{i}\vec{x}) = \Phi_B[r](\vec{i}\vec{x}).$$

PROOF. We take the above formula for $\Phi_C[s[r]](\vec{i}\vec{x})$ as given and show it satisfies the optimality equation (C*), using $s[r]$ as the expected bypass time. Because $\Phi_B[r](\vec{i}\vec{x})$ satisfies (B*), we know $\Phi_C[s[r]](\vec{i}\vec{x})$ satisfies the “top branch” of (C*). It thus suffices to show the “bottom branch”

$$\Gamma_k[s[r]]\Phi_B[s[r]](\vec{i}\vec{x}) \geq -1,$$

with equality if $(\Gamma_k[r] + \Lambda)\Phi_B[s[r]](\vec{i}\vec{x}) = -1$. Recalling (6.8), we compute

$$\begin{aligned} \Gamma_k[s[r]]\Phi_B[r](\vec{i}\vec{x}) &= \Gamma_k\left[\frac{r}{1-\rho[r]}\right]\Phi_B[r](\vec{i}\vec{x}) \\ &= \frac{1-\rho[r]}{r}(\Phi_B[r](\dots, \langle z, 0 \rangle, \dots) - \Phi_B[r](\dots, \langle i_k, x_k \rangle, \dots)) \\ &= (1-\rho[r])\Gamma_k[r]\Phi_B[r](\vec{i}\vec{x}) \\ &= (1-\rho[r])(\Gamma_k[r] + \Lambda)\Phi_B[r](\vec{i}\vec{x}) - \rho[r]. \\ &\geq -1, \end{aligned}$$

with equality if $(\Gamma_k[r] + \Lambda)\Phi_B[r](\vec{i}\vec{x}) = -1$, as desired. \square

We are finally ready to address BPOP Q. Taking inspiration from our solution to BPOP P in Proposition 6.5, we might hope that $\Phi_Q(\vec{i}\vec{x})$ is a sum of “interferences” $\varphi_{kl}(\vec{i}\vec{x})$, though the definition of interference should certainly change. But we immediately see that it is not so simple, because $\Phi_Q(\langle a, 0 \rangle)$ is clearly nonzero even though there is only one job in the system. We instead guess that Φ_Q has the form

$$\Phi_Q(\vec{i}\vec{x}) = \sum_k \Phi_Q(\langle i_k, x_k \rangle) + \sum_{k < l} \varphi_{kl}(\vec{i}\vec{x}),$$

where, as in Φ_P , the interference $\varphi_{kl}(\vec{i}\vec{x})$ depends only on jobs k and l . While the interference in BPOP P is in terms of BPOP A, we guess that the interference in BPOP Q is in terms of BPOP C, which has arrivals during service.

PROPOSITION 6.9. *The cost function of BPOP Q satisfies*

$$\begin{aligned} \Phi_Q(\langle i, x \rangle) &= \lambda\Phi_A[\infty](\langle a, 0 \rangle)\Phi_Q(\langle a, 0 \rangle) \\ &\quad + \int_0^\infty \int_0^\infty \lambda \frac{\bar{F}_i(y)}{\bar{F}_i(x)} \cdot \frac{d}{ds} \Phi_C[s](\langle i, y \rangle) \cdot \frac{d}{ds} \Phi_C[s](\langle a, 0 \rangle) ds dy \\ &\quad + \sum_{j \neq i} \int_0^\infty \int_0^\infty \lambda q_{ij} \bar{F}_j(y) \cdot \frac{d}{ds} \Phi_C[s](\langle j, y \rangle) \cdot \frac{d}{ds} \Phi_C[s](\langle a, 0 \rangle) ds dy, \end{aligned} \quad (6.9)$$

where q_{ij} is the probability that a job starting in stage i at some point reaches stage j , and

$$\Phi_Q(\vec{i}\vec{x}) = \sum_k \Phi_Q(\langle i_k, x_k \rangle) + \sum_{k < l} \int_0^\infty \frac{d}{ds} \Phi_C[s](\langle i_k, x_k \rangle) \cdot \frac{d}{ds} \Phi_C[s](\langle i_l, x_l \rangle) ds. \quad (6.10)$$

To prove Proposition 6.9, we need some auxiliary definitions and lemmas. Letting

$$\varphi_{kl}(\dots, \langle i_k, x_k \rangle, \dots, \langle i_l, x_l \rangle, \dots) = \int_0^\infty \frac{d}{ds} \Phi_C[s](\langle i_k, x_k \rangle) \cdot \frac{d}{ds} \Phi_C[s](\langle i_l, x_l \rangle) ds$$

be the interference between jobs k and l , we rewrite (6.9) as

$$\begin{aligned} \Phi_Q(\langle i, x \rangle) &= \lambda \Phi_A[\infty](\langle i, x \rangle) \Phi_Q(\langle a, 0 \rangle) + \int_x^\infty \lambda \frac{\bar{F}_i(y)}{\bar{F}_i(x)} \varphi_{12}(\langle i, y \rangle, \langle a, 0 \rangle) dy \\ &+ \sum_{j \neq i} \int_0^\infty \int_0^\infty \lambda q_{ij} \bar{F}_j(y) \varphi_{12}(\langle j, y \rangle, \langle a, 0 \rangle) ds dy, \end{aligned} \quad (6.11)$$

where the interferences use subscripts 1 and 2 because there are the only two jobs in relevant states, and we rewrite (6.10) as

$$\Phi_Q(\vec{i}\vec{x}) = \sum_k \Phi_Q(\langle i_k, x_k \rangle) + \sum_{k < l} \varphi_{kl}(\vec{i}\vec{x}). \quad (6.12)$$

As in the proof of Proposition 6.5, the key to proving Proposition 6.9 is to write the interference between jobs k and l as a minimum of random variables. Just as interference in BPOP P uses a random variable defined using BPOP A, interference in BPOP Q uses a random variable defined using BPOP C.

Definition 6.10. The *prevailing index with arrivals* of a job in state $\langle i, x \rangle$, written $S\langle i, x \rangle$ is a random variable with tail function

$$\mathbf{P}\{S\langle i, x \rangle > s\} = \frac{d}{ds} \Phi_C[s](\langle i, x \rangle). \quad (6.13)$$

Like the prevailing index without arrivals of Definition 6.4, this variant with arrivals is simply a computational tool used for its convenient distribution, and we assume pairwise independence of such indices.

LEMMA 6.11. *For any state $\langle i, x \rangle$, the prevailing index with arrivals $S\langle i, x \rangle$ is a well defined. That is, $\frac{d}{ds} \Phi_C[s](\langle i, x \rangle)$ is a valid tail function which is decreasing in s and bounded between 0 and 1.*

LEMMA 6.12. *For any state $\langle i, x \rangle$,*

$$\mathbf{P}\{S\langle i, x \rangle \geq s[M\langle i, x \rangle]\} = 1.$$

PROOFS OF LEMMAS 6.11 AND 6.12. See Appendix A.

Armed with the definition and properties of prevailing indices with arrivals, we are ready to prove the main technical lemma behind Proposition 6.9.

LEMMA 6.13. *For any jobs k and l with $M\langle i_k, x_k \rangle \leq M\langle i_l, x_l \rangle$,*

$$(\Delta_l + \Lambda) \varphi_{kl}(\vec{i}\vec{x}) \geq (\Delta_k + \Lambda) \varphi_{kl}(\vec{i}\vec{x}) = -1.$$

PROOF. By the same reasoning as (6.7),

$$\varphi_{kl}(\vec{i}\vec{x}) = \mathbf{E}[\Phi_C[S\langle i_l, x_l \rangle](\langle i_k, x_k \rangle)].$$

Because $\Phi_C[s](\vec{i}\vec{x})$ satisfies (C*),

$$(\Delta_k + \Lambda) \varphi_{kl}(\vec{i}\vec{x}) = \mathbf{E}[(\Delta_k + \Lambda) \Phi_C[S\langle i_l, x_l \rangle](\langle i_k, x_k \rangle)] \geq -1, \quad (6.14)$$

where we continue to slightly abuse the Δ_k notation. The same argument holds with k and l swapped. It remains only to show that (6.14) is actually an equality, which requires the $M\langle i_k, x_k \rangle \leq M\langle i_l, x_l \rangle$ hypothesis. By Lemma 6.12,

$$\mathbf{P}\{s[M\langle i_k, x_k \rangle] \leq S\langle i_l, x_l \rangle\} = 1,$$

Thus, to prove (6.14) is an equality, it suffices to show that for any $r \geq M\langle i_k, x_k \rangle$,

$$(\Delta_k + \Lambda)\Phi_C[s[r]](\langle i_k, x_k \rangle) = -1,$$

because $s[r]$ for $r \geq M\langle i_k, x_k \rangle$ covers all possible values of $S\langle i_l, x_l \rangle$. Using (6.8) and Lemmas 6.7 and 6.8, we compute

$$\begin{aligned} (\Delta_k + \Lambda)\Phi_C[s[r]](\langle i_k, x_k \rangle) &= (\Delta_k + \Lambda)\Phi_B[r](\langle i_k, x_k \rangle) \\ &= \Delta_k\Phi_B[r](\langle i_k, x_k \rangle) + \frac{\rho[r]}{1 - \rho[r]} \\ &= \frac{1}{1 - \rho[r]}\Delta_k\Phi_A[r](\langle i_k, x_k \rangle) + \frac{\rho[r]}{1 - \rho[r]}. \end{aligned}$$

Because $r \geq M\langle i_k, x_k \rangle$, it is optimal to serve job k in BPOP A with expected bypass time r . This means $\Delta_k\Phi_A[r](\langle i_k, x_k \rangle) = -1$, which completes the computation as desired. \square

Our final lemma is a general claim about the serve- k operator.

LEMMA 6.14. *For any function α assigning a cost rate $\alpha\langle i, x \rangle$ to each state $\langle i, x \rangle$, the equation*

$$\Delta_1\varphi(\langle i, x \rangle) = -\alpha\langle i, x \rangle$$

is satisfied by

$$\varphi(\langle i, x \rangle) = \int_x^\infty \frac{\bar{F}_i(y)}{\bar{F}_i(x)} \alpha\langle i, y \rangle dy + \sum_{j \neq i} \int_0^\infty q_{ij} \bar{F}_j(y) \alpha\langle j, y \rangle dy, \quad (6.15)$$

where q_{ij} is the probability that a job starting in stage i at some point reaches stage j .

PROOF. For all stages $j \neq i$, the probability q_{ij} satisfies

$$q_{ij} = \sum_{k \in I} p_{ik} q_{kj},$$

which means

$$\sum_{j \in I} p_{ij} \varphi(\langle j, 0 \rangle) - \varphi(\langle i, x \rangle) = - \int_x^\infty \frac{\bar{F}_i(y)}{\bar{F}_i(x)} \alpha\langle i, y \rangle dy. \quad (6.16)$$

The second term of $\varphi(\langle i, x \rangle)$ is constant in x , so using the Leibniz integral rule, we compute

$$\begin{aligned} \frac{d}{dx} \varphi(\langle i, x \rangle) &= \frac{d}{dx} \int_x^\infty \frac{\bar{F}_i(y)}{\bar{F}_i(x)} \alpha\langle i, y \rangle dy \\ &= \frac{f_i(x)}{(\bar{F}_i(x))^2} \int_x^\infty \bar{F}_i(y) \alpha\langle i, y \rangle dy + \frac{1}{\bar{F}_i(x)} \cdot \frac{d}{dx} \int_x^\infty \bar{F}_i(y) \alpha\langle i, y \rangle dy \\ &= h_i(x) \int_x^\infty \frac{\bar{F}_i(y)}{\bar{F}_i(x)} \alpha\langle i, y \rangle dy - \alpha\langle i, x \rangle, \end{aligned}$$

which with (6.16) yields $\Delta_1\varphi(\langle i, x \rangle) = -\alpha\langle i, x \rangle$, as desired. \square

A notable special case of Lemma 6.14 is that of constant functions $\alpha\langle i, x \rangle = \alpha$, in which case $\Delta_1\varphi(\langle i, x \rangle) = -\alpha$ is satisfied by

$$\varphi(\langle i, x \rangle) = \alpha\Phi_A[\infty](\langle i, x \rangle)$$

This is because (6.15) with constant α is α times the expected sum of remaining stage sizes, which is the expected total remaining size of the job, $\Phi_A[\infty](\langle i, x \rangle)$.

PROOF OF PROPOSITION 6.9. First, note that (6.11) and (6.12) completely determine Φ_Q . Specifically, (6.11) implies

$$\Phi_Q(\langle a, 0 \rangle) = \frac{1}{1 - \rho[\infty]} + \sum_{i \in I} \int_0^\infty \lambda q_{ai} \bar{F}_i(x) \varphi_{12}(\langle i, x \rangle, \langle a, 0 \rangle) dx, \quad (6.17)$$

This determines $\Phi_Q(\langle i, x \rangle)$ by (6.11), which in turn determines $\Phi_Q(\vec{i}\bar{x})$ by (6.12). Therefore, it suffices to show that (Q^*) is satisfied assuming (6.11) and (6.12) hold. By (6.12),

$$\begin{aligned} \Lambda\Phi_Q(\dots) &= \lambda(\Phi_Q(\dots, \langle a, 0 \rangle) - \Phi_Q(\dots)) \\ &= \lambda\Phi_Q(\langle a, 0 \rangle) + \sum_{k \leq n} \lambda\varphi_{k(n+1)}(\dots, \langle a, 0 \rangle). \end{aligned}$$

This means that (Q^*) in the case of $\vec{i}\bar{x} = (\langle i, x \rangle)$ becomes

$$\begin{aligned} \Delta_1\Phi_Q(\langle i, x \rangle) &= -\Lambda\Phi_Q(\langle i, x \rangle) \\ &= -\lambda\Phi_Q(\langle a, 0 \rangle) - \lambda\varphi_{12}(\langle i, x \rangle, \langle a, 0 \rangle), \end{aligned}$$

which holds by Lemma 6.14 applied to (6.11). It remains only to prove (Q^*) in the case of multiple jobs. Once more abusing the Δ_k notation, we compute

$$(\Delta_k + \Lambda)\Phi_Q(\vec{i}\bar{x}) = (\Delta_k + \Lambda)\Phi_Q(\langle i_k, x_k \rangle) + \sum_{l \neq k} (\Delta_k + \Lambda)\varphi_{kl}(\vec{i}\bar{x}). \quad (6.18)$$

By (6.4), we know $(\Delta_k + \Lambda)\Phi_Q(\langle i_k, x_k \rangle) = 0$, and by Lemma 6.13, we know $(\Delta_k + \Lambda)\varphi_{kl}(\vec{i}\bar{x}) \geq -1$. Combined with (6.18), this yields

$$(\Delta_k + \Lambda)\Phi_Q(\vec{i}\bar{x}) \geq -(n - 1).$$

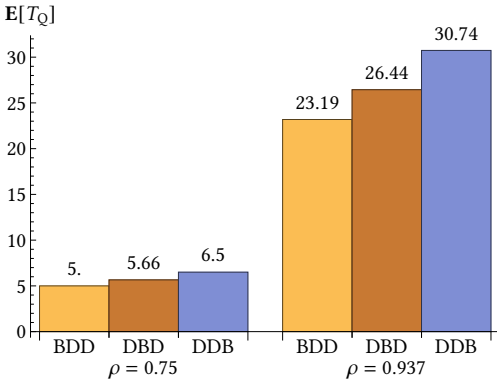
To prove (Q^*) , it remains only to show that equality holds above for some job k . By Lemma 6.13, this is the case when k is the job of minimal SJP index, as then $(\Delta_k + \Lambda)\varphi_{kl}(\vec{i}\bar{x}) = -1$ for all $l \neq k$. \square

PROOF OF THEOREM 6.1. The desired expression for $\mathbf{E}[T_Q]$ is immediate from (6.3) and (6.17). \square

7 QUANTITATIVE IMPACT OF EXPLOITING MULTISTAGE STRUCTURE

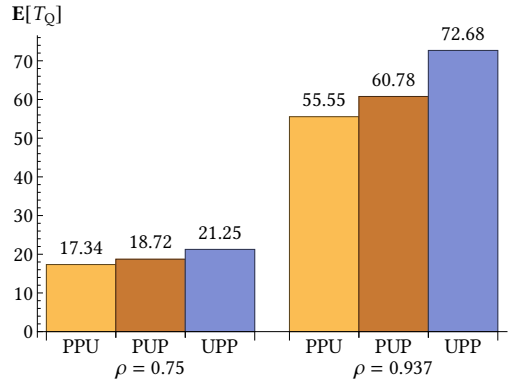
We have introduced a new model for multistage jobs (Section 2), given an optimal algorithm for scheduling them (Section 5), and analyzed the mean queueing time under this algorithm. We now demonstrate the impact of our theoretical results by showing that our algorithm significantly reduces mean queueing time compared to “stage-blind” policies that do not exploit multistage structure.

We apply Theorem 6.1 to two types of jobs in this section. *Bimodal-deterministic* jobs have three stages: one with bimodal size distribution B and two with the same deterministic size distribution $D = d$. *Pareto-uniform* jobs also have three stages: two with the same Pareto size distribution P and one with uniform size distribution U . Figures 7.1 and 7.2 show the mean queueing times of both types jobs for two loads ρ . Each job type has three subtypes, one for each of the three different



We analyze queueing times of bimodal-deterministic jobs. The bimodal stage has distribution B , where $B = 0$ with probability $2/3$ and $B = 2$ otherwise. The deterministic stages each have size $d = 2$. In addition to the cases above, we performed the analysis for loads ranging from $\rho = 0.5$ to $\rho = 0.984$. The mean queueing time for DDB jobs is always between 26% and 33% more than that of BDD jobs.

Fig. 7.1. Queueing Times of Bimodal-Deterministic Jobs



We analyze queueing times of Pareto-uniform jobs. The Pareto stage has Lomax-Pareto distribution P with shape $\alpha = 3/2$ and scale $k = 2$, and the uniform stage has size distribution U uniform between 0 and 4. In addition to the cases above, we performed the analysis for loads ranging from $\rho = 0.5$ to $\rho = 0.984$. The mean queueing time for UPP jobs is always between 17% and 32% more than that of PPU jobs.

Fig. 7.2. Queueing Times of Pareto-Uniform Jobs

possible stage orders. For example, in Figure 7.2, the PUP jobs have Pareto first stage, uniform second stage, and Pareto third stage.

Consider the bimodal-deterministic jobs of Figure 7.1. All three subtypes have total size $B + 2d$, but they have very different queueing times. At both loads $\rho = 0.75$ and $\rho = 0.937$, DDB jobs have about 30% longer mean queueing time than BDD jobs. In fact, a DDB job is *equivalent to a single-stage job* with size distribution $B + 2d$, so *the DDB queueing times are the baseline* achieved by the optimal stage-blind algorithm. Thus, ignoring the multistage structure of BDD jobs increases mean queueing time by 30%.

The situation is similar for the Pareto-uniform jobs of Figure 7.2. All three subtypes have total size $P + P + U$, where the two instances of P are independent, but they have very different queueing times. Specifically, the UPP jobs have 20% longer mean queueing time than PPU jobs at $\rho = 0.75$, which increases to 30% longer at $\rho = 0.937$.

The optimal stage-blind algorithm is the Gittins index policy for single-stage jobs with size distribution $P + P + U$, which, unlike in the previous bimodal-deterministic case, are not equivalent to PPU, PUP, or UPP jobs. Although we would like to compare to against this stage-blind baseline, it is not known how to compute the Gittins index of such a single-stage job, preventing us from computing its SJP function and applying our analysis. Fortunately, *the UPP queueing times lower bound the stage-blind baseline*. This is because the queueing time of UPP jobs shown uses our optimal algorithm, so by ignoring the multistage structure of UPP jobs, we can apply to them any algorithm for single-stage jobs with size distribution $P + P + U$, including the optimal stage-blind algorithm. Therefore, ignoring the multistage structure of PPU jobs increases mean queueing time by at least 30% at high load.

8 CONCLUSION

In this paper, we introduce *multistage jobs*, a tool for modeling scheduling problems in which the scheduler has partial but incomplete information about each job's remaining size. The multistage job model is more general than the standard M/G/1 with unknown job sizes, for which the optimal scheduling algorithm, given by the Gittins index policy, is already famously complex. Using a new formulation of the Gittins index called *single-job profit* (SJP), we are able to reduce the task of optimally scheduling multistage jobs to the task of solving SJP for the job's individual stages. Finally, we leverage SJP to provide a *closed-form analysis* of the Gittins index policy for multistage jobs, which we use to demonstrate the importance of exploiting multistage structure when it exists.

REFERENCES

- [1] Samuli Aalto, Urtzi Ayesta, and Rhonda Righter. 2009. On the Gittins index in the M/G/1 queue. *Queueing Systems* 63, 1 (2009), 437–458.
- [2] Samuli Aalto, Urtzi Ayesta, and Rhonda Righter. 2011. Properties of the Gittins index with application to optimal scheduling. *Probability in the Engineering and Informational Sciences* 25, 03 (2011), 269–288.
- [3] Dimitris Bertsimas. 1995. The achievable region method in the optimal control of queueing systems; formulations, bounds and policies. *Queueing systems* 21, 3 (1995), 337–389.
- [4] Dimitris Bertsimas, Ioannis Ch Paschalidis, and John N Tsitsiklis. 1995. Branching bandits and Klimov's problem: Achievable region and side constraints. *IEEE Trans. Automat. Control* 40, 12 (1995), 2063–2075.
- [5] Mark H. A. Davis. 1984. Piecewise-deterministic Markov processes: A general class of non-diffusion stochastic models. *Journal of the Royal Statistical Society. Series B (Methodological)* (1984), 353–388.
- [6] Ioana Dumitriu, Prasad Tetali, and Peter Winkler. 2003. On playing golf with two balls. *SIAM Journal on Discrete Mathematics* 16, 4 (2003), 604–615.
- [7] Esther Frostig and Gideon Weiss. 1999. Four proofs of Gittins' multiarmed bandit theorem. *Annals of Operations Research* (1999), 1–39.
- [8] John C. Gittins. 1979. Bandit Processes and Dynamic Allocation Indices. *Journal of the Royal Statistical Society. Series B (Methodological)* 41, 2 (1979), 148–177.
- [9] John C. Gittins, Kevin D. Glazebrook, and Richard Weber. 2011. *Multi-armed Bandit Allocation Indices*. John Wiley & Sons.
- [10] John C. Gittins and David M. Jones. 1974. A Dynamic Allocation Index for the Sequential Design of Experiments. In *Progress in Statistics*, J. Gani (Ed.). North-Holland, Amsterdam, NL, 241–266.
- [11] Mor Harchol-Balter. 2013. *Performance Modeling and Design of Computer Systems: Queueing Theory in Action* (1st ed.). Cambridge University Press, New York, NY, USA.
- [12] Esa Hyttiä, Samuli Aalto, and Aleksi Penttinen. 2012. Minimizing slowdown in heterogeneous size-aware dispatching systems. In *ACM SIGMETRICS Performance Evaluation Review*, Vol. 40. ACM, 29–40.
- [13] Leonard Kleinrock. 1976. *Queueing Systems, Volume 2: Computer Applications*. Vol. 66. Wiley New York.
- [14] G. P. Klimov. 1975. Time-Sharing Service Systems. I. *Theory of Probability And Its Applications* 19, 3 (1975), 532–551.
- [15] Natalia Osipova, Urtzi Ayesta, and Konstantin Avrachenkov. 2009. Optimal policy for multi-class scheduling in a single server queue. In *Teletraffic Congress, 2009. ITC 21 2009. 21st International*. IEEE, 1–8.
- [16] Linus E Schrage. 1967. The queue M/G/1 with feedback to lower priority queues. *Management Science* 13, 7 (1967), 466–474.
- [17] Linus E Schrage and Louis W Miller. 1966. The queue M/G/1 with the shortest remaining processing time discipline. *Operations Research* 14, 4 (1966), 670–684.
- [18] Ziv Scully, Mor Harchol-Balter, and Alan Scheller-Wolf. 2018. SOAP: One Clean Analysis of All Age-Based Scheduling Policies. *Proc. ACM Meas. Anal. Comput. Syst.* 2, 1, Article 16 (April 2018), 30 pages. <https://doi.org/10.1145/3179419>
- [19] D. Vermes. 1985. Optimal control of piecewise deterministic Markov process. *Stochastics* 14, 3 (1985), 165–207.
- [20] Richard Weber. 1992. On the Gittins index for multiarmed bandits. *The Annals of Applied Probability* 2, 4 (1992), 1024–1033.
- [21] Gideon Weiss. 1995. On almost optimal priority rules for preemptive scheduling of stochastic jobs on parallel machines. *Advances in Applied Probability* 27, 3 (1995), 821–839.
- [22] Peter Whittle. 1980. Multi-armed bandits and the Gittins index. *Journal of the Royal Statistical Society. Series B (Methodological)* (1980), 143–149.
- [23] Peter Whittle. 2005. Tax problems in the undiscounted case. *Journal of applied probability* 42, 03 (2005), 754–765.

A PROOFS FOR RESPONSE TIME ANALYSIS

PROOF OF LEMMA 6.11. We follow much the same argument as for Lemma 3.3. It is clear that $\Phi_C[0](\langle i, x \rangle) = 0$, so it suffices to show that $\Phi_C[s](\langle i, x \rangle)$ is

- (i) concave and nondecreasing in s , which implies decreasing derivative bounded below by 0; and
- (ii) bounded above by s , which implies derivative bounded above by 1.

Given a fixed policy for BPOP C, the expected cost is

$$sE[\text{number of bypassed jobs}] + E[\text{time spent on all jobs}],$$

which is concave and nonincreasing in s . The cost $\Phi_C[s](\langle i, x \rangle)$ is the infimum of all such functions, implying claim (i). A possible policy is to bypass the job immediately, which has expected cost s , implying claim (ii). \square

PROOF OF LEMMA 6.12. By Lemmas 6.7 and 6.8, if $r \leq M\langle i, x \rangle$,

$$\begin{aligned} \Phi_C[s[r]](\langle i, x \rangle) &= \frac{\Phi_A[r](\langle i, x \rangle)}{1 - \rho[r]} \\ &= \frac{r}{1 - \rho[r]} \\ &= s[r]. \end{aligned}$$

This means that for all $s < s[M\langle i, x \rangle]$,

$$\mathbf{P}\{S\langle i, x \rangle > s\} = \frac{d}{ds}\Phi_C[s](\langle i, x \rangle) = 1,$$

so $\mathbf{P}\{S\langle i, x \rangle \geq s[M\langle i, x \rangle]\} = 1$. \square

B MORE INTUITION FOR THE COST FUNCTION WITH NO ARRIVALS

We seek more intuitive interpretations of $\Phi_A[r]$ and Φ_P . This requires revisiting SJP. An optimal policy for SJP is, when in state $\langle i, x \rangle$, give up if and only if $M\langle i, x \rangle > r$. Put another way, we give up in SJP if the maximum SJP index the job would ever attain if served to completion exceeds r . This motivates the following definition.

Definition B.1. The *prevailing index* of state $\langle i, x \rangle$ is a random variable, written $R\langle i, x \rangle$, representing the maximum SJP index of all states visited when serving a job from $\langle i, x \rangle$ to completion.

The term “prevailing” is motivated by the following discussion, which resembles those in proofs of the Gittins index theorem [6, 20].

Consider the following *teasing game*, which is a variant of SJP with time-varying reward, which we write as R to distinguish from the usual constant r . We start with reward $R = 0$, but whenever we enter a state $\langle i, x \rangle$ with $M\langle i, x \rangle > R$, we increase the reward, setting $R = M\langle i, x \rangle$. We can divide the time the teasing game takes into intervals called *epochs*, where reward increases are the boundary between epochs⁴.

During an epoch of the teasing game, the current state’s SJP index is less than the reward, so it is optimal to keep serving the job. At the epoch boundaries, either giving up or serving the job is optimal. Thus, for the remainder of this discussion, we consider only *restricted policies* that give up only at epoch boundaries, namely the moments when the reward increases.

⁴The following discussion assumes that all the epochs have nonzero length. This does not cover the case where r continuously increases for some interval of time, but it is simple to extend our argument to cover this case.

Observation B.2. By Definition 3.4, each epoch is an instance of SJP with optimal profit 0. Therefore, every restricted policy for the teasing game has expected profit 0.

We now “harmlessly” modify the teasing game, meaning that the modified game is equivalent to the original. We replace the option to give up with the option to *bypass*, which works the same way as in BPOP A. We use the current reward R as the expected bypass time, and we count a job as complete even if it completes through bypassing. Thus, the bypass option, which takes expected time R but compensates by yielding reward R , is equivalent to the former giving up option, so Observation B.2 still holds. Hereafter, when we refer to the teasing game, we mean the version with bypassing.

We are now ready to give an interpretation of What does it mean for the teasing game to have expected profit 0? It means the following quantities have equal expectations:

- (i) the amount of time the teasing game takes, and
- (ii) the reward R we receive at the end of the teasing game.

Consider BPOP A with a single job starting in state $\langle i, x \rangle$ and constant bypass time r . The optimal policy, like in SJP, gives up when the job first enters a state whose SJP index exceeds r . Let us now imagine that we play both BPOP A and the teasing game *simultaneously with the same job*, applying the optimal policy for BPOP A. The optimal BPOP A only bypasses when the teasing game’s reward R first exceeds r , so it fits into the class of restricted policies that have expected profit 0 in the teasing game. This means quantities (i) and (ii) above are equal for the optimal policy in BPOP A. By definition, quantity (i) has expectation $\Phi_A[r](\langle i, x \rangle)$. Quantity (ii) depends on the prevailing index $R(i, x)$.

- If $R(i, x) \leq r$, then the teasing game has reward $R = R(i, x)$ by the end of the game, so we receive $R(i, x)$.
- If $R(i, x) > r$, then the teasing game at some point has reward $R > r$, at which point we bypass and receive r .

Therefore, quantity (ii) is $\min\{R(i, x), r\}$.

Observation B.3. We can write the cost function of BPOP A in terms of the prevailing index:

$$\Phi_A[r](\langle i, x \rangle) = \mathbf{E}[\min\{R(i, x), r\}].$$

We are finally ready to guess the cost function of BPOP P. We already know the optimal policy for BPOP P: always serve the job of minimal SJP index. Consider for simplicity system state $\vec{x} = (\langle i_1, x_1 \rangle, \langle i_2, x_2 \rangle)$, which has only two jobs. The total queueing time is simply the completion time of whichever job completes first. Suppose we simultaneously play BPOP P and an instance of the teasing game for each job, counting the time serving a job as time spent in its teasing game. The optimal policy for BPOP P never preempts a job during an epoch of its teasing game, because a job’s SJP index at the start of an epoch is an upper bound on its SJP index for the entire epoch.

Because each epoch of a teasing game has expected profit 0, the expected time for the first job to complete is the expected reward we receive for whichever job completes first. Suppose that job 1 completes first. It must be that $R(i_1, x_1) < R(i_2, x_2)$, because once the SJP index of job 2 exceeds $R(i_1, x_1)$, we never prioritize job 2 over job 1 again. A symmetrical argument holds if job 2 completes first, so

$$\Phi_P(\langle i_1, x_1 \rangle, \langle i_2, x_2 \rangle) = \mathbf{E}[\min\{R(i_1, x_1), R(i_2, x_2)\}].$$

When there are more than two jobs in the system, we can write queueing time as a sum over all pairs of jobs of the “interference” between the jobs. The interference of a pair of jobs is the total time either of the jobs is served while the other one is still in the system. Essentially the same argument as above shows that the expected interference for jobs k and l is $\Phi_P(\langle i_k, x_k \rangle, \langle i_l, x_l \rangle)$.

Observation B.4. We can write the cost function of BPOP P in terms of prevailing indices:

$$\Phi_P(\vec{x}) = \sum_{k < l} \mathbf{E}[\min\{R\langle i_k, x_k \rangle, R\langle i_l, x_l \rangle\}].$$

From the observation above, the formula given in Proposition 6.5 follows from Observation B.3 and the fact that for a generic random variable X ,

$$\mathbf{E}[\min\{X, r\}] = \int_0^r \mathbf{P}\{X > r\}.$$