

Payload-size and Deadline-aware Scheduling for Upcoming 5G Networks: Experimental Validation in High-load Scenarios

Stefan Monhof, Marcus Haferkamp, Benjamin Sliwa, Christian Wietfeld

Communication Networks Institute (CNI)

TU Dortmund University, 44227 Dortmund, Germany

Email: {Stefan.Monhof, Marcus.Haferkamp, Benjamin.Sliwa, Christian.Wietfeld}@tu-dortmund.de

Abstract—High data rates, low latencies, and a widespread availability are the key elements why current cellular network technologies are used for many different applications. However, the coexistence of different data traffic types in the same 4G/5G-based public mobile network results in a significant growth of interfering data traffic competing for transmission. Particularly in the context of time-critical and highly-dynamic Cyber Physical Systems (CPS) and Vehicle-to-Everything (V2X) applications, the compliance with deadlines and therefore the efficient allocation of scarce mobile radio resources is of high importance. Hence, scheduling solutions are required offering a good trade-off between the compliance with deadlines and a resource-efficient allocation of rare resources in mobile networks. In this paper, we present the results of an experimental validation of the Payload-Size and Deadline-Aware (PayDA) scheduling algorithm using a Software-Defined Radio (SDR)-based eNodeB. The results of the experimental validation prove the high efficiency of the proposed PayDA scheduling algorithm for time-critical applications in both miscellaneous and homogeneous data traffic.

I. INTRODUCTION

Considering the increasing diversity of applications with various requirements regarding the data transmission, especially massive Machine-Type-Communication (MTC) in 5G, the efficient allocation of confined radio resources is a key component for mobile networks and will become even more important for real-time Vehicle-to-Everything (V2X) and Cyber Physical Systems (CPS) applications in the future. As a result, there is a negative impact on the compliance with Quality of Service (QoS) requirements. Especially in the context of highly-dynamic and time-critical applications such as Cooperative Awareness Message (CAM), the compliance with deadlines is one of the most important criteria. In contrast to commonly used real-time scheduling techniques, the proposed Payload-Size and Deadline-Aware (PayDA) scheduling mechanism takes deadlines as well as payload-sizes into account allowing a high-efficient transmission of time-critical data in miscellaneous high-load data traffic scenarios. Fig. 1 exemplifies the prioritization of User Equipments (UEs) in a simple scenario due to deadlines regarding the data transmission and the current size of the Medium Access Control (MAC) queue. While our previous work focused on the simulative evaluation of PayDA [1], in this paper we provide the results of an experimental validation based on extensive measurements in the laboratory with several UEs and a Software-Defined Radio

(SDR)-based Evolved Node B (eNodeB). All measurement results are provided online as open access data [2]. The simulation-based implementation of PayDA will be published open source.

The rest of this paper is structured as follows: First of all, the related work is discussed in Sec. II, which is further followed by the presentation of the proposed PayDA scheduling strategy in Sec. III. In Sec. IV, we present the implementation of PayDA for a SDR-based eNodeB, the experimental setup used for validation, and detailed results on various key performance indicators of data transmission (e.g., Deadline-Miss-Ratio (DMR) and latency) for different data traffic patterns in Long Term Evolution (LTE). The results presented and discussed in Sec. V show that PayDA can be used in various scenarios due to its good scaling properties for an increasing number of users in a cell and its drastic reduction of the average DMRs.

II. RELATED WORK

Different resource scheduling mechanisms are used in mobile networks that focus on specific goals like spectral-efficient resource allocation or enabling highly time-critical applications. A detailed overview of common scheduling strategies

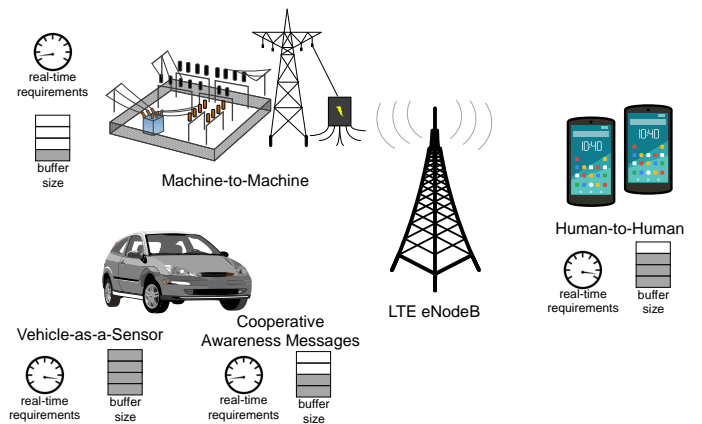


Figure 1. Example scenario for prioritization of a UE concerning the allocation of spectral radio resources based on temporal requirements regarding the data transmission and the current queue size. PayDA schedules applications that require low delays or transmit little data with a higher priority.

used for LTE downlink transmissions is given in [3] including an individual assessment of the suitability of these procedures for different kinds of Human-to-Human (H2H) data traffic. Taking the need for QoS support into account, there are different approaches for two-layered scheduling mechanisms which statically classify data traffic as Real-Time (RT) or Non-Real-Time (NRT) data streams. The approach presented in [4] is analyzed for high-rate and time-critical H2H multimedia data traffic, exposing a high suitability for real-time data traffic due to low DMRs, but at the expense of significant low mean data rates in case of best effort data traffic. In contrast, the two-layered scheduling approach proposed in [5] is evaluated for smart grid and H2H data traffic performing the resource allocation according to each user's Packet Loss Ratio (PLR). Nonetheless, the static and binary classification of data traffic into the two classes RT and NRT does not seem to be well-suited for a voluminous and equal growth of both data traffic types with manifold QoS requirements. For this reason, the usage of universal scheduling strategies respecting each bearer's data traffic individually is a reasonable idea. Such a universal scheduling mechanism is proposed in [6] for LTE downlink transmissions combining the core features of other scheduling strategies respecting each buffer's queue size and Head-of-Line (HOL) delay, the maximum probability that the HOL packet exceeds its deadline and the ratio of channel quality and achieved average data rate. Considering Machine-to-Machine (M2M) uplink data traffic scenarios, different approaches are presented in [7] and [8] posing to be spectral-efficient or buffer-aware real-time scheduling strategies, respectively. The use of different application types in the context of mobile networks causes interdependences of different data traffic types, which is evaluated for time-critical H2H and time-tolerant MTC data traffic in [9]. However, the previously mentioned scheduling approaches are only evaluated for typical H2H or M2M data traffic, respectively. In our previous work, we have evaluated the proposed PayDA scheduling strategy for manifold data traffic respecting the interdependence between different RT and NRT traffic flows by simulations. In this paper, we validate the high suitability of PayDA for different data traffic scenarios by extensive measurements in the laboratory.

III. PAYLOAD-SIZE AND DEADLINE-AWARE SCHEDULING

The PayDA scheduling approach is a RT-capable, resource-efficient and low-complexity packet scheduling strategy for current and future mobile networks based on the common RT-aware scheduling procedure Earliest Deadline First (EDF). In contrast to EDF, PayDA is enhanced by additionally considering the remaining packet size of each data flow. The main idea of EDF is to schedule the packet with the closest deadline for data transmission, which is achieved by evaluating Eq. 1 for each user:

$$\omega_i = \max \left(0, \frac{1}{(\tau_i - D_{HOL,i})} \right) \quad (1)$$

where ω_i is the calculated metric used for resource allocation, τ_i is the deadline and $D_{HOL,i}$ is the HOL delay of the first

packet in the buffer of the i -th user. Consequently, the HOL delay D_{HOL} marks the time period a packet has been queued since its generation and thus can be used for calculating the remaining time to its specific deadline $(\tau_i - D_{HOL,i})$. The less time up to a certain deadline is left, the higher the resulting scheduling metric ω_i for the data flow of the i -th user is. We modified the metric calculation to prevent negative metrics, which can lead to starvation of UEs in high-load scenarios.

However, the EDF scheduling procedure only aims on the compliance with deadlines to satisfy QoS requirements of RT applications. In the context of mobile networks, there are several aspects that needed to be considered, too. Therefore, the metric calculation of Eq. 1 was enhanced by additionally respecting each user's remaining HOL packet size:

$$\omega_i = \max \left(0, \frac{1}{((\tau_i - D_{HOL,i}) \cdot \delta_{left,i})} \right) \quad (2)$$

where $\delta_{left,i}$ is the remaining HOL packet size of the i -th user. Apparently, both aspects $(\tau_i - D_{HOL,i})$ and $\delta_{left,i}$ are of equal importance in terms of the metric calculation. Therefore, the PayDA scheduling strategy tends to prefer time-critical and low-volume data traffic compared to either time-tolerant or high-volume data traffic types. In this way, PayDA enables an efficient packet scheduling with respect to RT requirements.

IV. EXPERIMENTAL PERFORMANCE VALIDATION

In this section, the laboratory-based system setup that is used for the experimental performance validation of PayDA is presented. In this regard, relevant aspects of the software-based implementation as well as further details of the experimental laboratory setup and used data traffic classes are given.

A. SDR-based Implementation

To validate the performance of the PayDA scheduling algorithm, it was implemented as a module for the *CommAgility SmallCellSTACK*, which is a 3rd Generation Partnership Project (3GPP) Rel. 9 compatible eNodeB implementation for SDR platforms. The task of PayDA is to calculate the scheduling metric for each Dedicated Radio Bearer (DRB) separately, resulting in the support of multiple DRBs per UE. For the actual allocation of Resource Blocks (RBs), the

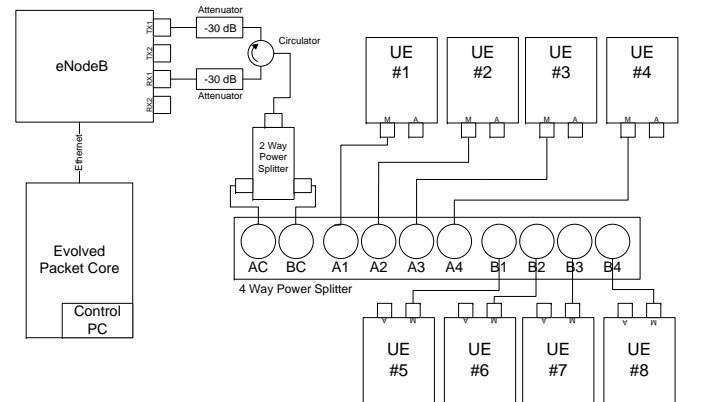


Figure 2. Lab setup for experimental performance validation of PayDA.

Table I
PARAMETERS USED FOR THE EXPERIMENTAL VALIDATION OF PAYDA IN
THE LABORATORY SETUP AND SIMULATIONS.

Parameter	Value
System bandwidth	5 MHz (25 Resource Blocks)
Operating frequency	2.6 GHz
RLC mode	Unacknowledged Mode (UM)
Number of User Equipments	1 to 8
Total measurement period	300 s (simulation) / 100 s (lab)
Start times of applications	Equally distributed in the first second
Simulation/measurement runs	10 (simulation) / 5 (lab)

individual DRBs of each UE are multiplexed and scheduled by the corresponding scheduling metric. At this point, the scheduled DRB with the highest scheduling metric receives the needed amount of available RBs. In order to analyze the performance of the PayDA scheduling algorithm, essential Key Performance Indicators (KPIs) of each data transmission, in particular each UE's HOL delay, DMR and data rates, are extracted directly from the Radio Link Control (RLC) and scheduler modules in the eNodeB. In this case, the scheduler calculates the moving average of relevant KPIs for a better comparability on a uniform time basis. As traffic generators we use a custom build application written in C, enabling a precise adjustment of the data traffic pattern including the amount and frequency of data transmissions (e.g., data size and transmission interval). Finally, we chose User Datagram Protocol (UDP) as transport protocol for our performance analysis to prevent interfering side effects such as the adaption of data rates by congestion control algorithms.

B. Laboratory Setup

The experimental validation of PayDA is performed by measurements in a wired laboratory setup. In this setup, a *CommAgility AMC-K2L-RF2* SDR platform running *CommAgility SmallCellSTACK* is used as eNodeB, allocating RBs to custom-built UEs based on embedded PCs and *Huawei ME909s-120* LTE modules. As shown in Fig. 2, eNodeB and UEs are connected using a circulator to split or combine downlink, uplink and Radio Frequency (RF) combiners. Due to the wired setup, all UEs have comparable channel conditions with a downlink Channel Quality Indicator (CQI) of 15, which results in a high spectral efficiency. Since PayDA does not take channel conditions into account, this fact is not crucial for the experimental performance validation. The eNodeB is connected to the Evolved Packet Core (EPC), which also contains a control PC that is on one hand used for generating the downlink traffic required for the performance validation and on the other hand for monitoring and logging relevant KPIs. In Tab. I, the most important parameters for both laboratory setup and simulations are given. Specific details on the used data traffic characteristics are presented in the following subsection.

C. Data Traffic Classes

In order to quantify the performance of PayDA for realistic scenarios, different data traffic patterns on the basis of va-

rious data traffic classes were analyzed by the experimental validation and simulations. Tab. II lists QoS requirements of different typical consumer and business applications such as file transfer, web surfing or Voice-over-IP (VoIP), which either are less critical in terms of sporadic or minor delays. In addition, time-critical applications like voltage control and power flow optimization in the field of smart grids [11] or automatic train control [12] are given. Each application listed in Tab. II is assigned to at least one appropriate LTE QoS class [13] so that given deadlines are able to be complied. These applications with different requirements and characteristics are the basis for realistic data traffic scenarios that were used to validate PayDA and further common scheduling mechanisms. In this paper, each UE runs only one application and receives the corresponding data traffic. This approach enables a UE-specific evaluation of the effects by using different schedulers on data traffic characteristics. Regarding the experimental laboratory setup, the main challenge is to define realistic and high-load data traffic scenarios for a comparatively small number of available UEs which also scale for real-world scenarios with significantly more users. Those high-load data traffic scenarios are necessary for a high cell utilization to evaluate the effects of various scheduling strategies on the resulting data traffic characteristics. Subsequently, the scenarios chosen for the experimental validation of different schedulers are discussed in detail. Apparently, these scenarios exemplify only a subset of data traffic scenarios and can be enhanced by adding further application types.

In the first scenario, the performance results of PayDA and further common schedulers achieved by simulations and the lab-based measurements are compared and finally validated with the help of *homogeneous data traffic*. In this case, the overall data traffic is generated by data packets of equal size which are sent with a constant interval to up to eight UEs. Therefore, the only distinctive feature for RT and NRT data traffic is the time-sensitivity in terms of the delay margin which is of high importance in case of RT schedulers such as PayDA. In this scenario, one UE is defined as RT user with a delay margin of 100 ms (QoS Class Identifier (QCI) 7), whereas the remaining users act as NRT users with a three times larger delay margin of 300 ms (QCI 9). The traffic pattern of the used RT and NRT applications corresponds to those of the *crash avoidance* application as listed in Tab. II, with a transmission interval of 100 ms and a data rate of 2666 kbit/s. Because the maximum data rate of a 5 MHz by using Single Input Single Output (SISO) mode is about 18.3 Mbit/s, a full downlink utilization can be achieved with a total of 8 users (1 RT and up to 7 NRT users).

In the second scenario, the focus is on *heterogeneous data traffic* generated by various applications types differentiating in terms of data size and transmission interval. In total, three RT applications are used: A voltage control application (QCI 5) with a data rate of 625 kbit/s and a transmission interval of 1000 ms, a crash avoidance application (QCI 7) with a data rate of 500 kbit/s and an interval of 50 ms, and the crash avoidance application (QCI 9) from the homogeneous scenario (2666 kbit/s and an interval of 100 ms). The remaining NRT

Table II
APPLICATION PARAMETRIZATION USED FOR VALIDATION OF PAYDA

Application	Max. delay [s]	Payload [Byte]	Interval [s]	Data rate [kbit/s]	LTE QCI
VoIP	0.1	32	0.02	12.8	1/3 (GBR), 5/7 (Non-GBR)
Video (H.264)	1	var.	0.4	242	arbitrary
Video call (High Quality)	0.2	var.	-	500	1/2/3 (GBR), 5/7 (Non-GBR)
Video call (High Definition)	0.2	var.	-	1,500	1/2/3 (GBR), 5/7 (Non-GBR)
Website	10	$5 \cdot 10^3$	-	-	arbitrary
File Transfer	60	$5.25 \cdot 10^6$	30	-	arbitrary
Voltage control and power flows optimization	0.025 - 0.1	var.	0.5 - 5	2,000 - 5,000	1/3 (GBR), 5/7 (Non-GBR)
Crash avoidance (smart road/train control)	0.1	var.	0.01 - 0.1	2,000 - 6,000 (peak)	1/3 (GBR), 5/7 (Non-GBR)
Wrong way driving warning [10]	0.1	100	≤ 0.1	8	1/3 (GBR), 5/7 (Non-GBR)

users utilize the cell by receiving chunks of 3 MB in intervals of 1 s.

V. RESULTS AND DISCUSSION

Subsequently, the evaluated performance results for PayDA and further common scheduling procedures achieved by laboratory-based measurements and extensive simulations are presented and discussed. Further details regarding the implementation of PayDA and relevant aspects of the simulation environment are given in [1].

A. Scenario 1: Homogeneous Data Traffic

Fig. 3 shows a comparison between measured and simulatively evaluated HOL delays for one RT and seven NRT users in the homogeneous data traffic scenario. The HOL delay refers to the time a user's first data packet spends in the transmission queue before getting transmitted. In the given worst-case scenario, the entire cell capacity for downlink transmissions is utilized by a total of seven users (one RT and six NRTs) resulting in one unscheduled UE in each scheduling iteration, which further increases the accumulated HOL delays. In case of RT users, the results show that the deadlines for time-critical data transmissions are complied due to less remaining time to the respective deadline. In contrast, this prioritization penalizes time-tolerant data transmissions leading to a higher DMR for the NRT users. If a deadline is missed, the eNodeB schedules the data according to the best-effort principle and

the corresponding receiving application can decide how to processes it. In Fig. 4 the overall average HOL delay of RT and NRT users validated by laboratory-based measurements and simulations is shown for PayDA. For comparison, the HOL delays resulting from the usage of other scheduling schemes are also illustrated. EDF was also analyzed in the lab and behaves similar to the simulation. As the number of users increases, the mean HOL delay also increases due to a packet flooding of the queues caused by the high cell load. The similar results of the laboratory-based measurements and the simulative evaluations prove the high suitability of the latter one enabling reliable performance analysis also for data traffic scenarios with much more users. Moreover, similar HOL delays can be achieved by using PayDA (simulative evaluation) and EDF, because the data traffic only differs in terms of the maximum delay margin. Finally, the results prove that PayDA is able to reduce the average HOL delay significantly compared to the ones caused by using Maximum Throughput (MT), Proportional Fair (PF) and Round Robin (RR).

B. Scenario 2: Heterogeneous Data Traffic

In Fig. 5 the laboratory-based and simulatively evaluated average DMRs caused by using PayDA in the heterogeneous data traffic scenario for up to a total of eight users (one RT and up to seven NRT users) are illustrated. In addition, the

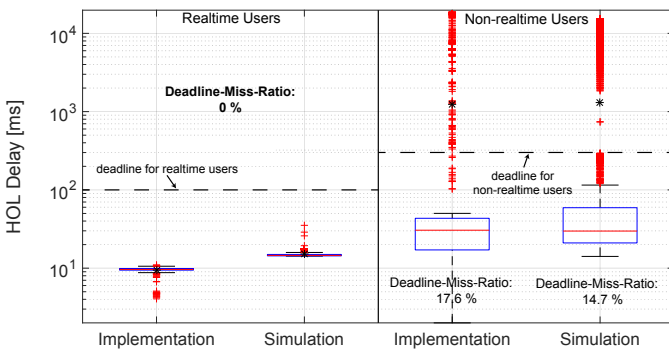


Figure 3. The high similarity of the HOL delays evaluated by experiments and simulations using PayDA in a worst-case scenario with homogeneous data traffic prove the high significance of the simulation results.

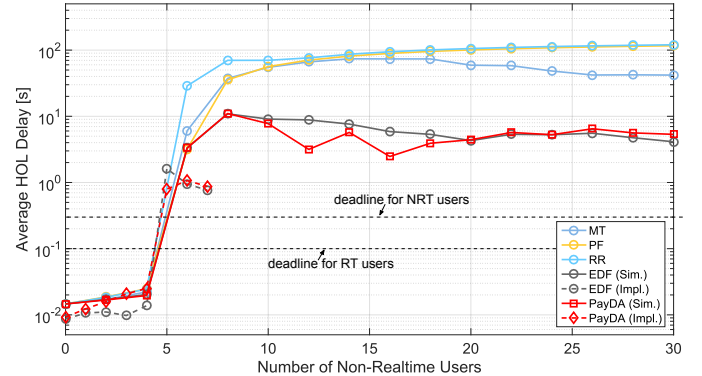


Figure 4. Average HOL delay of RT and NRT users for different scheduling schemes. The performance results for PayDA is validated for a number of up to 8 users by laboratory-based measurements.

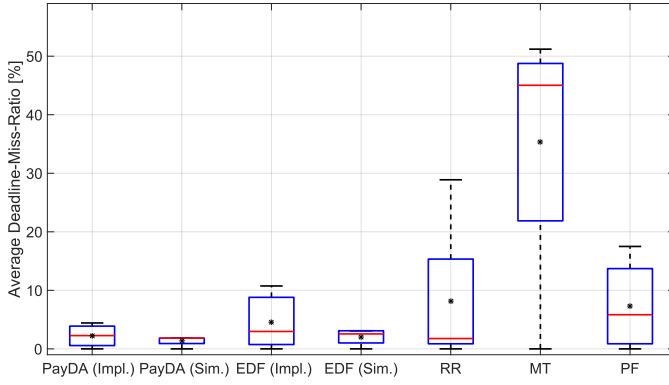


Figure 5. Average DMRs for different scheduling mechanisms in a heterogeneous data traffic scenario proving the high performance of PayDA regarding RT data transmissions validated by experimental measurements.

resulting mean DMRs for using EDF and MT are shown. The results achieved by experimental measurements and by simulations prove that PayDA enables considerably lower average DMRs compared to EDF and MT. In this respect, the absolute DMRs are quite high because the results also cover a very high cell utilization caused by up to seven NRT users leading to unscheduled users. MT tries to maximize the overall cell throughput by prioritizing the users with the best channel conditions. Since these are the same for all users in this scenario, MT allocates the available resources equally between all users. In high-load situations, this leads to more packets with a missed deadline compared to PayDA and EDF. Since PF and RR take not into account deadlines for scheduling decisions, the DMRs are higher compared to PayDA and EDF. Finally, PayDA outperforms EDF in terms of lower average DMRs, because due to the scheduling formula data transmissions with similar deadlines but less remaining data are prioritized.

VI. CONCLUSION

In this paper, we validated the performance of PayDA for different types of downlink data traffic with the help of measurements in a close-to-reality experimental laboratory setup and by means of simulation. In this regard, the PayDA scheduling scheme has been implemented for a SDR-based eNodeB to validate the performance results achieved by simulations. The results prove the high agreement of both the SDR-based and the simulation-based implementation of PayDA. While the experimental validation can be used for a comparably small number of users due to the limitations of a laboratory setup, the simulations also allow for performance evaluations in large-scale data traffic scenarios. In contrast to EDF, PayDA enables a resource-efficient packet scheduling by additionally considering the remaining packet sizes of each user's data stream. With regard to homogeneous data traffic scenarios, PayDA always performs at least as well as EDF and for heterogeneous traffic scenarios improves the average DMR significantly. This makes PayDA suitable for improving the reliability of M2M and V2X applications in current and upcoming cellular networks. The presented two-layered validation

setup consisting of both, a SDR-based implementation in an experimental laboratory setup and extensive simulations can be used to further improve PayDA in the future. Concerning this point, further performance analyses of PayDA in more complex scenarios including varying channel conditions and user mobility are of particular interest. Also, the effects of congestion control mechanisms used in wide-spread transmission protocols like Transmission Control Protocol (TCP) on the resulting user experience and possible interdependencies will be evaluated.

ACKNOWLEDGMENT

This work has been supported by the Franco-German *BER-COM* Project (FKZ: 13N13741) co-funded by the German Federal Ministry of Education and Research (BMBF), the German Research Foundation (DFG) within the Collaborative Research Center SFB 876 "Providing Information by Resource-Constrained Analysis", project B4 and by the federal state of North Rhine-Westphalia and the "European Regional Development Fund" (EFRE) 2014-2020 in the course of the "CPS.HUB/NRW" project under grant number EFRE-0400008.

REFERENCES

- [1] M. Haferkamp, B. Sliwa, C. Ide, and C. Wietfeld, "Payload-size and deadline-aware scheduling for time-critical cyber physical systems," in *Wireless Days 2017*, Porto, Portugal, Mar 2017.
- [2] S. Monhof, "Raw data from experimental validation of PayDA," Apr 2018. [Online]. Available: <http://doi.org/10.5281/zenodo.1216206>
- [3] F. Capozzi, G. Piro, L. A. Grieco, G. Boggia, and P. Camard, "Downlink packet scheduling in LTE cellular networks: Key design issues and a survey," *IEEE Commun. Surveys Tuts.*, vol. 15, no. 2, pp. 678–700, Second Quarter 2013.
- [4] G. Piro, L. A. Grieco, G. Boggia, and P. Camarda, "A two-level scheduling algorithm for QoS support in the downlink of LTE cellular networks," in *Wireless Conference (EW), 2010 European*, April 2010, pp. 246–253.
- [5] A. Hajjawi, M. Ismail, and N. F. Abdullah, "A scheduling scheme for smart grid and mobile users over LTE networks," in *2016 International Conference on Advances in Electrical, Electronic and Systems Engineering (ICAEEES)*, Nov 2016, pp. 421–426.
- [6] M. M. Nasralla and M. G. Martini, "A downlink scheduling approach for balancing QoS in LTE wireless networks," in *2013 IEEE 24th Annual International Symposium on Personal, Indoor, and Mobile Radio Communications (PIMRC)*, Sept 2013, pp. 1571–1575.
- [7] A. Elhamy and Y. Gadallah, "BAT: A balanced alternating technique for M2M uplink scheduling over LTE," in *2015 IEEE 81st Vehicular Technology Conference (VTC Spring)*, May 2015, pp. 1–6.
- [8] N. Afrin, J. Brown, and J. Y. Khan, "Performance analysis of an enhanced delay sensitive LTE uplink scheduler for M2M traffic," in *Telecommunication Networks and Applications Conference (ATNAC), 2013 Australasian*, Nov 2013, pp. 154–159.
- [9] C. Ide, B. Dusza, and C. Wietfeld, "Client-based control of the interdependence between LTE MTC and human data traffic in vehicular environments," *IEEE Trans. Veh. Technol.*, vol. 64, no. 5, pp. 1856–1871, May 2015.
- [10] ETSI, "Intelligent transport systems (ITS); Vehicular communications; Basic set of applications; Definitions," European Telecommunications Standards Institut, Technical Report (TR) 102.638, Jun. 2009, version 1.1.1.
- [11] M. Kuzlu, M. Pipattanasomporn, and S. Rahman, "Communication network requirements for major smart grid applications in han, nan and wan," *Computer Networks*, vol. 67, pp. 74 – 88, 2014.
- [12] J. Farooq and J. Soler, "Radio communication for communications-based train control (CBTC): A tutorial and survey," *IEEE Commun. Surveys Tuts.*, vol. 19, no. 3, pp. 1377–1402, Third Quarter 2017.
- [13] 3GPP, "Digital cellular telecommunications system (phase 2+); Universal mobile telecommunications system (UMTS); LTE; Policy and charging control architecture," 3rd Generation Partnership Project (3GPP), Technical Specification (TS) 23.203, Jan. 2015, version 10.10.0.