

# Towards In-transit Analysis on Supercomputing Environments \*

Allan Santos, Hermano Lustosa, Fabio Porto, Bruno Schulze

National Laboratory for Scientific Computing (LNCC)  
25.651-075 – Petrópolis – RJ – Brazil

{allanmms,hermano,fporto,schulze}@lncc.br

**Abstract.** *The drive towards exascale computing is opening an enormous opportunity for more realistic and precise simulations of natural phenomena. The process of simulation, however, involves not only the numerical computation of predictions but also the analysis of results both to evaluate the simulation quality and interpret the simulated phenomenon. In this context, one may consider the duality between transaction and analytical processing to be repositioned in this new context. The co-habitation of simulation computation and analysis has been named after in situ analysis, whereas the separation in different systems considered as in-transit analysis. In this paper we focus in the latter model and study the impact of transferring varying block size data from the simulation system to the analytical one. We use the Remote Direct Memory Access protocol (RDMA) that reduces the interference on performance caused by data copies and context switching. It adopts an in-memory data transfer strategy combined with TCP, using the BSD sockets API and the Linux splice(2) syscall. We present a performance evaluation with our work and traditional utilities.*

## 1. Introduction

Computational simulations are becoming more accurate and realistic every day, leading to more reliable results. But this also means simulations will generate larger volumes of data at higher rates. In traditional, post-processing, simulation analysis, results are stored on disk before being accessed by the analytical software. The whole process is considered slow or even impractical, when real-time response is expected. Moreover, traditional analytical systems, such as database management systems add extra constraints due to

\*The authors gratefully acknowledge CNPq for funding this research.

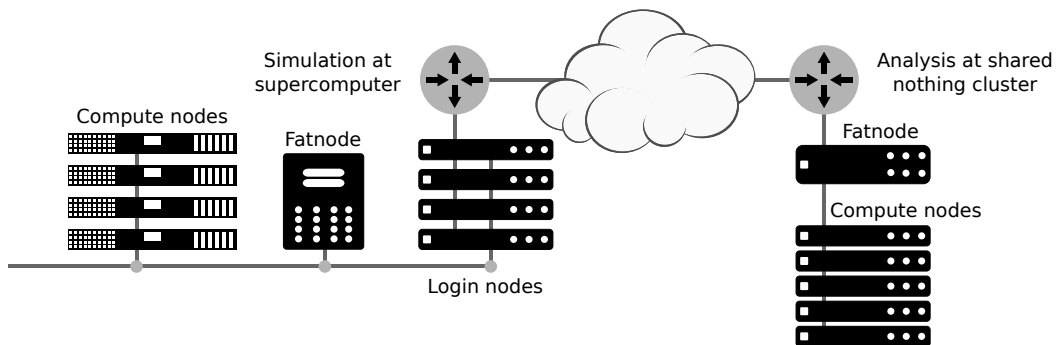


Figure 1. An schema of our target infrastructure.

the need of data adjustments between the simulation output and the expected system data format [Bennett et al. 2012].

To overcome that, simulation data analytical systems shall be equipped with tailored data ingestion procedure involving: data representation; data transfer and assimilation. The techniques for it are called *in-situ* if simulation and analytical systems share computational resources. Otherwise, they are called *in-transit* [Friesen et al. 2016]. While the in-situ analysis allow the process to happen without data transfer, and in some scenarios without even data copies, the concurrency for CPU and memory can impose a negative impact on performance of simulation applications.

Conversely, the in-transit model runs the analytical processes at dedicated environments, avoiding concurrency with simulation for resources. The simulation software must be capable to send its results to analysis asynchronously as they become available. Similarly, the analytical software must receive any result as fast as possible and make it available to analytical applications.

There are some IO frameworks such as NeSSIE [Lofstead et al. 2011], GLEAN [Vishwanath et al. 2011] and ADIOS [Liu et al. 2014] can be used to transfer data from simulation nodes to analytical nodes, which helps to connect the simulation with an analytical task like visualization as in [Barrett et al. 2012, Moreland et al. 2011]. Connecting the simulation with a database system instead as in [Oldfield et al. 2009] allows many simulations to consume the data and the analysis of past simulations. But databases without a data model designed to work with simulation data can impact the analysis performance.

The computational infrastructure has also an important role in in-transit analysis. The network between simulation and analytical environments can have a significant hop count, i.e., several network devices like routers, firewalls and proxies in the path. For this work, we consider two environments at the same facility but in different networks. Figure 1 shows a schema of the target computational infrastructure.

Scientific simulation are useful for studying the behavior of natural phenomena through time. A mesh is used to define the vertices in space where the phenomenon occurs or a particular region of interest. For each time step previously defined, the mesh is updated with new values for its vertices and edges. A native representation for this kind of data are multidimensional matrices [Lustosa et al. 2016].

In this paper, we present an architectural model and a software library for staging data on intermediate nodes in the simulation environment while sending it to a database management system (DBMS) on the analytical environment. The DBMS used in this work is an ongoing project at DEXL at LNCC called *SAVIME*. It's designed for work with simulation data [Lustosa et al. 2017] in-memory and has built-in functions for analytical applications.

Furthermore, this paper explores other characteristics of the infrastructure by exploiting the available memory resources and high speed networks such as *Infiniband*. To do that, we combine the RDMA protocol [Bedeir 2010] from *Infiniband* with the splice syscall from Linux. The former reduces CPU consumption for communication and achieves zero-copy for memory-to-memory data transfer at the local network. The later reduces data copies and allows routing traffic between networks of different environ-

ments.

The remainder of this paper is organized as follows. Section 2 presents some technologies and concepts used in this paper. Section 3 describes our software and architectural model and presents some implementation details. Section 4 presents experimental evaluation. Section 5 discusses related work. Finally, Section 6 concludes and presents some future works, followed by references.

## 2. Background

### Simulation and Analysis

Simulation is a process that reproduces natural phenomena by running a computational model derived from a set of differential equations modeling the physics of the phenomenon. The simulation adopts a spatial representation of the modeled phenomenon in the form of a topology mesh over which values of predicted quantities of interest are computed.

While running the simulation, scientists want to follow-up on its progress, which entails accessing and analyzing the simulation output using both error models and visualization tools. The former shows how close the simulation is to observations whereas the latter enables a visual perception of the simulation outcome in space and time.

The amount of data produced by a simulation is a function of the mesh scale and size, and the number of time steps. In fact, for each time step, values of quantities of interest are computed on all mesh selected points. Additionally, the whole set of values are re-computed at each time-step. Thus, if one wants to be able to respond to simulation deviations, it is paramount to run data analysis as fast as possible. Ultimately, one may expect data analysis task to be run in real-time with respect to the simulation computation.

### RDMA

RDMA (*Remote Direct Memory Access*) is a communication protocol with more operations than the traditional BSD sockets API but using a more low-level approach. RDMA allows three types of I/O operations: *two-sided* like send/receive, *one-sided* like read/write and atomic like compare-and-swap. In this work, atomic operations are avoided because some RDMA devices handle contention very slowly [Kaminsky and Andersen 2016].

The RDMA two-sided operations are similar to the BSD socket API. The sender only knows the source address of the data whereas the receiver only knows the destination address. Thus both processes need to be active for the communication to happen.

However, for one-sided operations only one of the processes is active, i.e., it knows both the source and destination addresses. The other process, the passive side, has sent its part of the needed information previously, usually, with a two-sided operation.

The passive process can only control the permissions for read or write on a memory region. Two-sided operations can be used for synchronization [Bedeir 2013], waiting for a control message from client, indicating that no more remote operations will be executed for a particular memory region or set of memory regions.

Each application communicating over RDMA needs at least one QP (Queue Pair) for starting message operations and a CQ (Completion Queue) for receiving notifications

about them. A CQ can be assigned to just one or both queues of a QP. A QP can be one of three different types: RC (Reliable Connected), UC (Unreliable Connected) and UD (Unreliable Datagram). RC is the most similar to TCP whereas UD is the most similar to UDP.

The RC type offers 1 to 1 connection for sending and receiving messages in a reliable way, i.e., it guarantees that packages will be received in order and without corruptions. Similarly to TCP, a message operation is complete when an acknowledgment is received from the remote side. An UC QP also offers an 1 to 1 connection but no guarantees about packet delivery are made. A message operation is complete when the entire message was sent.

Finally, the UD type allows both unicast and multicast communications without reliability. Thus adding 1 to many communication for RDMA. Differently from the two other types, UD message operations don't split a message into packages of MTU (Maximum Transmission Unit) size, thus the application itself has to do it and also a message operation is considered complete when its single package message is sent.

Usually, RDMA is used in networks with specialized hardware called RNICs (*RDMA-capable Network Interface Cards*). RNICs offer capabilities like loss-free transport layer, network package processing and integrity verification. Thus RNICs allow communication without CPU utilization, data copies and context switches with the OS.

An alternative for an efficient communication with standard Ethernet Gigabit networks for Linux-based systems is the `splice` syscall. It's available since Linux kernel version 2.6.17. With `splice` one can move data between two file descriptors without copying data between user and system space. Thus reducing CPU and memory consumption for communication.

Since Linux version 2.6.23, the `splice` is used to implement the `sendfile`<sup>1</sup> syscall, a non-standard syscall implemented in most unices for sending a file through a TCP socket without data copies. Web servers, like the Apache HTTPd<sup>2</sup>, use `sendfile` to serve static content. SAVIME uses standard TCP for control operations combined with the `splice` syscall for sending data.

### **In-memory Scientific Database**

SAVIME is a novel in-memory DBMS designed for fast data ingestion and efficient lookup. To accomplish this, it uses a data model called TARS (Typed Array Schema) [Lustosa et al. 2017] for managing multidimensional arrays extended with mapping functions for supporting sparse arrays, non-integer dimensions, heterogeneous memory layouts and functional partial dependencies with respect to dimensions.

## **3. Architecture**

Nowadays simulations usually write results into distributed parallel file systems readable from nodes with external network access like a login node. This is necessary because simulations are executed on machines with access only to the local cluster network. The users can then copy the data using utilities like `scp` from the intermediate staging node to the analytical environment.

---

<sup>1</sup>[https://kernelnewbies.org/Linux\\_2\\_6\\_23](https://kernelnewbies.org/Linux_2_6_23)

<sup>2</sup>[https://httpd.apache.org/docs/2.0/faq/all\\_in\\_one.html](https://httpd.apache.org/docs/2.0/faq/all_in_one.html)

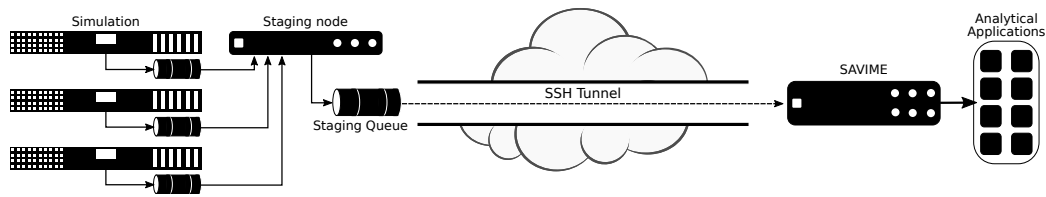


Figure 2. Staging Architecture

We make this procedure automatic while reducing disk usage by using the available main memory and the RDMA protocol in the local fast network. This solution has two components: a library (`libstaging`) and a server application (`staging`). Simulations use the library to send asynchronously its data to the server running on staging nodes using RDMA.

### 3.1. Overview

The staging server stores received data as files of a in-memory filesystem mounted in a previously defined directory. The size of this mounted filesystem limits the amount of memory used for staging. If a file is too big for this directory (maybe because there is no space left), then the disk is used as a fallback. The server sends files in background using TCP/IP to a SAVIME server on the analytical environment.

The server behaves as a temporary storage. Received datasets are queued and a pool of threads sends them in a (First Come First Served) FCFS fashion. Similarly, the client (`libstaging`) has a queue of datasets and a pool of I/O threads sending them to staging. Thus clients don't block for communication and can keep working on the next iteration of simulation but the buffers can't be touched (or released) until completely sent to staging. Users can synchronize with the staging server by blocking until all write operations become finished.

Furthermore, the `libstaging` can act as a proxy for SAVIME operators like `create_tar` and `load_subtar`. This is needed because simulation applications can't access SAVIME directly. These operators allow the user to describe the structure and organization. Thus the data can later be read more efficiently.

Figure 2 shows a schema of the architecture of `libstaging`. Our first API design allows only one server to be used. But the staging server creates each dataset independently. Thus, with a small modification on the library, clients can send each dataset to a possibly different server for load balancing.

```

1 staging::server st{"127.0.0.1:3221"};
2 st.run_savime("create_tar(...)");
3 staging::dataset ds{"D", "double", st};
4 ds.write((char *)v.data(),
5         N * sizeof(double));
6 st.sync();
7 st.run_savime("load_subtar(...)");

```

Listing 1. Sends an arbitrary buffer to SAVIME with `libstaging`.

Listing 1 shows an example in C++ of connecting and sending data to a staging server running at `localhost` port 3221. Lines 2 and 7 show how to proxy SAVIME

commands through `libstaging`, omitting its arguments for brevity. Line 3 creates a dataset representation using the data type and an user-defined name. Given an array `std::array<double, N>` called `v`, the `staging::dataset::write` method at Line 4 will push a new task to the local queue. The `v` array can't be changed or destroyed until the `staging::server::sync` method returns at Line 6.

The development of security measures for staging data is not the goal of this work; notwithstanding, this concern is considered. The SSH is a standard protocol for secure remote shell sessions on the Internet. But it can also be used to redirect network traffic between different networks with authentication and cryptography. Thus working as a secure tunnel for the data. In this work, we use SSH to connect the two environments, i.e., connecting staging server with SAVIME.

### 3.2. Implementation

The current implementation of `libstaging` and staging server is in the C++ language. `libstaging` consists of three main classes `server`, `communicator` and `dataset`. The `server` holds a `communicator` object and information about the staging server like address and port. The `communicator` isn't directly accessed by the final user. It manages a local queue of tasks and a pool of threads consuming these tasks as they arrive, using a producer-consumer strategy.

The `dataset` object holds a pointer to a memory buffer and a reference to a `communicator`. This reference is used by the `dataset::write` method for creating a new task. Each task is an object with a reference to a `dataset` and a method to actually send it to staging.

Once a thread pops a task from the queue, the RDMA communication starts. We use a RC QP. It enables the write RDMA operation and allows sending large messages (up to 2GB) with a single message operation. After the client connects to staging server it will send a request for sending the new dataset informing its name and total size.

The server will `mmap()` an in-memory file with the dataset size without touching the mapped memory or registering it for RDMA operations. Then, the client starts asking for remote memory blocks it can write to. Now, the server register each block as needed before sending the remote memory address information to the client.

This process is repeated until the client request the memory region for the last block. Then, the server posts a receive operation for a synchronization message. The client will only send this synchronization message after completely finish its write operations. After that, the server can undo the registration of memory blocks for RDMA operations.

Similarly to `libstaging`, the staging server has a task queue of datasets to be sent. When the last block of a dataset is received through RDMA, the server will create a new task on the queue. A pool of threads will consume these tasks and use the SAVIME client API for create a new dataset on the database. Once this operation is complete, the in-memory mapped file can be removed from the file system to release memory.

## 4. Results

We run experiments with the prototype developed transferring datasets from past simulations to verify the overhead in time of this library. For this preliminary evaluation, we vary

block size used in RDMA operations and the number of I/O threads at each client. The experiments used the computational infrastructure of ComCiDis and DEXL laboratories.

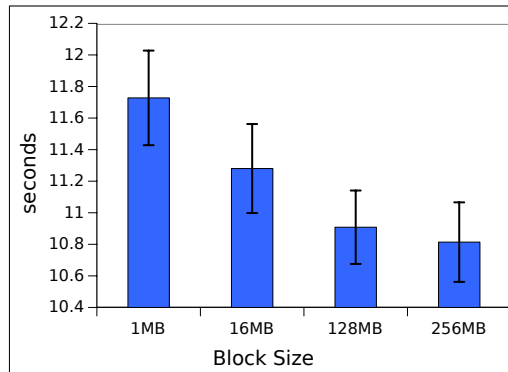


Figure 3. Elapsed Time (w/ 95% CI) for sending data to staging with *libstaging*, varying block size, using 1 thread per client.

The experiment dataset was generated by the HPC4e Seismic Test Suite, deliverable D(6.3) [Puate 2015]. The simulation runs 500 trials for a 3D regular mesh with dimensions 201x501x501 containing a velocity field. The total dataset have over 25 billion points and more than a 100GB of data. For this evaluation, we use a subset of it composed by 85 in-memory files of approximately 250MB each. The total size of this subset is 20GB.

The infrastructure used for the experiments presented in this Section consists of two environments. The simulation one, from where the data is sent, has 6 identical machines connected by an *Infiniband* network. Each machine has 24GB of memory and 24 CPU cores. The analytical environment consists of only one node, a *fatnode*, with 48 CPU cores and 765GB of memory. This node runs an instance of the *SAVIME* DBMS.

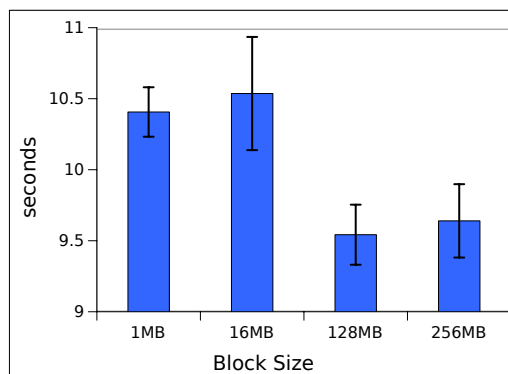


Figure 4. Elapsed Time (w/ 95% CI) for sending data to staging with *libstaging*, varying block size, using 4 threads per client.

One machine of the simulation environment has an IP interface with access to external networks. This machine is the staging node but also the login node of this cluster. The other ones are computing nodes. Each has a subset of the 85 files and send its data to staging.

With this experiment we analyze the time need for transferring data from computing nodes to the analytical one. The staging node spent about 3 minutes and 10 seconds

for sending all the dataset via the TCP/IP network. This time is constant for this experiment because we only vary the parameters at the clients.

Figure 3 shows the elapsed time for transferring the 20GB dataset varying the block size. As expected we got better results with larger blocks. This figure shows results for only one I/O thread at each client. This configuration allows non-blocking communication with the minimum concurrent for network.

We can reduce elapsed time by using more I/O threads as shown in Figure 4. However, the results become less stable with the increase on concurrency. Large blocks also minimize that.

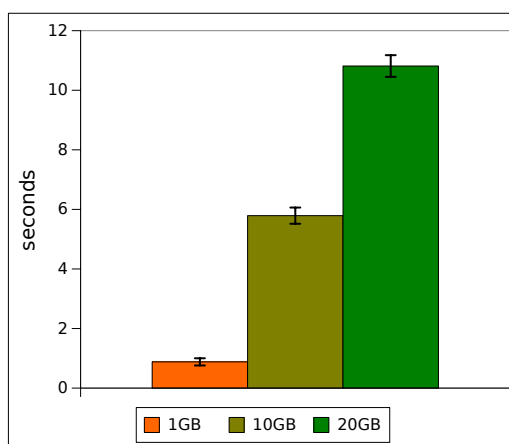


Figure 5. Elapsed Time (w/ 95% CI) for sending data to staging with `libstaging`, varying dataset size, using 1 thread per client and a fixed maximum block size to 256MB.

We also ran `libstaging` varying the dataset size and fixing the number threads to 1 and the block size to 256M. Figure 5 shows the elapsed time scaling linearly with the increase on dataset size.

As a baseline method for comparison, we use the standard `scp` transfer and the `pdsh` command to make it parallel. We use the same infrastructure, including the *Infiniband* network and the SAVIME API for sending data from staging to the analytical environment. Two types of storage are used in-memory and disk.

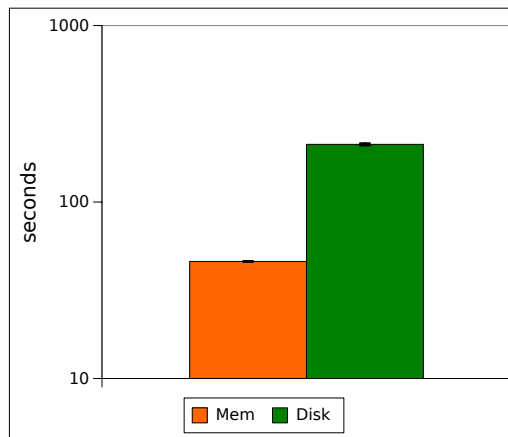
As shown in Figure 6, for the in-memory storage, the time spent transferring files from computing nodes to staging is about 45 seconds, 4 times slower than the RDMA based staging. The disk storage adds a huge overhead, increasing the elapsed time to about 3 minutes, 18 times slower than `libstaging`.

Another approach is to use the SSH protocol to redirect the SAVIME commands from the compute nodes directly to the analytical environment. This requires two forwards: from compute nodes to staging, and from that to SAVIME node. The whole process is transparent for the API. Even using in-memory data and TCP over the *Infiniband* network, the elapsed time is about 4 minutes.

## 5. Related Work

Nessie (NNetwork Scalable Service Interface) [Lofstead et al. 2011] is an RPC mechanism designed to take advantage of RDMA and related high speed network technologies for





**Figure 6. Elapsed Time (w/ 95% CI) for sending data to staging with `scp`, using `pdsh` to allow parallel execution.**

implementing an efficient I/O API, using collective I/O libraries. Additionally, applying pre-processing at the staging nodes for data consolidation reducing the number of I/O operations for accessing data on storage.

ADIOS (Adaptable IO System) [Liu et al. 2014] is a io framework to write files with a custom format, called BP, at staging nodes in parallel using several backends without need for recompilation. Users must describe the I/O operations in a XML file and create ADIOS files, not necessarily regular POSIX files, in the program.

Optionally, a script provided by ADIOS translate the I/O operations to C code which users must include in their program. The XML file is also used at runtime. Users can change the transport method used to manipulate the files. Available options include POSIX and MPI-IO standard interfaces. Another options includes Nessie.

Although these projects successfully offload the I/O operations to a set of staging nodes to keep the compute nodes producing data, they are designed to run simulation and analysis at the same computational environment, i.e., the same cluster. The goal of this project is to use a completely independent environment for analysis. Moreover, the cost of converting the BP format for ADIOS can become a bottleneck for I/O operations.

ICEE is a framework [Choi et al. 2013] for in-transit data analysis in wide-area networks based in ADIOS. To accomplish this ICEE applies data reduction by indexing and filtering data at staging. Despite reducing the amount of data sent, these capabilities can impose undesirable processing load at the simulation environment. It becomes more relevant if staging nodes used in productions are shared with other users, e.g., login nodes used to compile programs, submit tasks and transfer source files.

GLEAN is a infrastructure for simulation-time analysis with non-intrusive integration with applications [Vishwanath et al. 2011]. It can use the sockets API to forward data between environments in different networks for in-transit analysis. Furthermore, it offers data semantics since the staging phase by design, allowing analytical procedures to run at staging nodes to reduce the volume of data at storage.

Our design, by the other hand, keeps the simulation data as multi-dimensional arrays because it's the native format used by SAVIME, avoiding any adjustment or conversions to send data as fast as possible. SAVIME built-in functions can be used to reduce

data movement at the analytical environment. Moreover, as a DBMS, SAVIME allow many applications to consume simulation results concurrently, distributed across the analytical environment.

## 6. Conclusion and Future Work

The load imposed by analytical procedures can impact the performance of numerical simulations. The use of in-transit analysis can improve this by running analytical procedures on a dedicated environment. Moreover, we can reduce the load on simulation machines from context switches data copies between system and user space during communication using the RDMA protocol.

The `libstaging` presented in this work helps simulation developers to send simulation results as they are generated. We use the computational infrastructure of common environments for simulations and supercomputers for design this library.

As storage we use a novel database management system designed for fast ingestion of simulation data called SAVIME, so analytical procedures can consume simulation results. Finally, we provided performance evaluation by transferring experimental data from Seismic Test Suite using our `libstaging` and other common techniques used for post-processing analysis like `scp`.

Data reduction techniques can be applied on staging nodes to speed up analytical processes by reducing the need for transferring data. But only the application consuming simulation results from SAVIME knows the ranges of interest. The SAVIME API already allows filtering stored data by dimensions and by range.

As a future work, we could add data reduction capabilities on staging nodes by forwarding filter queries from SAVIME to them. Thus allowing applications to analyze only a selected range and ignore the remainder at the staging nodes, saving time and network bandwidth.

## References

- [Barrett et al. 2012] Barrett, B., Barrett, R., Brandt, J., Brightwell, R., Curry, M., Fabian, N., Ferreira, K., Gentile, A., Hemmert, S., Kelly, S., et al. (2012). Report of experiments and evidence for asc 12 milestone 4467-demonstration of a legacy application’s path to exascale. *Sandia National Laboratories, Technical Report SAND2012-1750*.
- [Bedeir 2010] Bedeir, T. (2010). Rdma read and write with ib verbs. *Technical report, HPC Advisory Council*.
- [Bedeir 2013] Bedeir, T. (2013). Basic flow control for rdma transfers. *Technical report, HPC Advisory Council*.
- [Bennett et al. 2012] Bennett, J. C., Abbasi, H., Bremer, P.-T., Grout, R., Gyulassy, A., Jin, T., Klasky, S., Kolla, H., Parashar, M., Pascucci, V., et al. (2012). Combining in-situ and in-transit processing to enable extreme-scale scientific analysis. In *High Performance Computing, Networking, Storage and Analysis (SC), 2012 International Conference for*, pages 1–9. IEEE.
- [Choi et al. 2013] Choi, J. Y., Wu, K., Wu, J. C., Sim, A., Liu, Q. G., Wolf, M., Chang, C., and Klasky, S. (2013). Icee: Wide-area in transit data processing framework for

- near real-time scientific applications. In *4th SC Workshop on Petascale (Big) Data Analytics: Challenges and Opportunities in conjunction with SC13*, volume 11.
- [Friesen et al. 2016] Friesen, B., Almgren, A., Lukić, Z., Weber, G., Morozov, D., Beckner, V., and Day, M. (2016). In situ and in-transit analysis of cosmological simulations. *Computational Astrophysics and Cosmology*, 3(1):4.
- [Kaminsky and Andersen 2016] Kaminsky, A. K. M. and Andersen, D. G. (2016). Design guidelines for high performance rdma systems. In *2016 USENIX Annual Technical Conference*, page 437.
- [Liu et al. 2014] Liu, Q., Logan, J., Tian, Y., Abbasi, H., Podhorszki, N., Choi, J. Y., Klasky, S., Tchoua, R., Lofstead, J., Oldfield, R., et al. (2014). Hello adios: the challenges and lessons of developing leadership class i/o frameworks. *Concurrency and Computation: Practice and Experience*, 26(7):1453–1473.
- [Lofstead et al. 2011] Lofstead, J., Oldfield, R., Kordenbrock, T., and Reiss, C. (2011). Extending scalability of collective io through nessie and staging. In *Proceedings of the sixth workshop on Parallel Data Storage*, pages 7–12. ACM.
- [Lustosa et al. 2017] Lustosa, H., Lemus, N., Porto, F., and Valduriez, P. (2017). Tars: An array model with rich semantics for multidimensional data. In *ER FORUM 2017: Conceptual Modeling: Research In Progress*.
- [Lustosa et al. 2016] Lustosa, H., Porto, F., Valduriez, P., and Blanco, P. (2016). Database system support of simulation data. *Proceedings of the VLDB Endowment*, 9(13):1329–1340.
- [Moreland et al. 2011] Moreland, K., Oldfield, R., Marion, P., Jourdain, S., Podhorszki, N., Docan, C., Parashar, M., Hereld, M., Papka, M. E., and Klasky, S. (2011). Examples of in transit visualization. IEEE/ACM.
- [Oldfield et al. 2009] Oldfield, R. A., Wilson, A., Davidson, G., Ulmer, C., and Kordenbrock, T. (2009). Access to external resources using service-node proxies. In *Proceedings of the Cray User Group Meeting, Atlanta, GA*.
- [Puente 2015] Puente, J. (2015). D6.3 website deploying a suite of geophysical tests for wave propagation problems on extreme scale machines. Technical report.
- [Vishwanath et al. 2011] Vishwanath, V., Hereld, M., and Papka, M. E. (2011). Toward simulation-time data analysis and i/o acceleration on leadership-class systems. In *Large Data Analysis and Visualization (LDAV), 2011 IEEE Symposium on*, pages 9–14. IEEE.