

# Photorealistic Image Reconstruction from Hybrid Intensity and Event based Sensor

Prasan A Shedligeri  
ee16d409@ee.iitm.ac.in

Ketul Shah  
ee13b133@ee.iitm.ac.in

Dhruv Kumar  
ee13b136@ee.iitm.ac.in

Kaushik Mitra  
kmitra@ee.iitm.ac.in

Computational Imaging Lab  
Indian Institute of Technology Madras  
India

## Abstract

Event based sensors encode pixel wise contrast changes as positive or negative events at the instant they occur. This paradigm shift away from conventional image sensors provides advantages like low bandwidth requirement, low operating power requirement and low latency. However, in the process of encoding these contrast changes most of the spatial intensity information is lost. Previously there have been attempts at recovering this lost intensity information directly from the event data [1, 2, 13]. Although the results are promising they lack the texture and the consistency of natural videos. We propose to reconstruct photorealistic intensity images by using a low frame rate conventional camera along with the event sensor. The low frame rate conventional camera provides us with texture-rich information, while the event sensor provides us with dense temporal measurements. We combine the strength of both by warping the low-frame rate video to intermediate locations where we only have event sensor data, resulting in high frame rate video. For accomplishing this task, we need the knowledge of scene depth and dense ego-motion estimates. We propose to use an unsupervised, learning free method to estimate depth from low-frame rate images. Unlike previous works, instead of estimating ego-motion directly from events, we propose an autoencoder based model to map events to pseudo-intensity frames. Using pseudo-intensity frames as input, we propose an unsupervised, learning free method adapted from [16] to estimate the sensor ego-motion. Finally, we demonstrate photo-realistic reconstructions on a real hybrid sensor (DAVIS) dataset.

## 1 Introduction

Event based sensors encode the local contrast changes in the scene as positive or negative events at the instant they occur. Event based sensors provide a power efficient way of converting the megabytes of per-pixel intensity data into a stream of spatially sparse events. However the event stream is unsuitable to be directly used as an input to most frame based computer vision algorithms like object detection, segmentation etc. This calls for an algorithm that can convert these sparse stream of event data to a more familiar version of

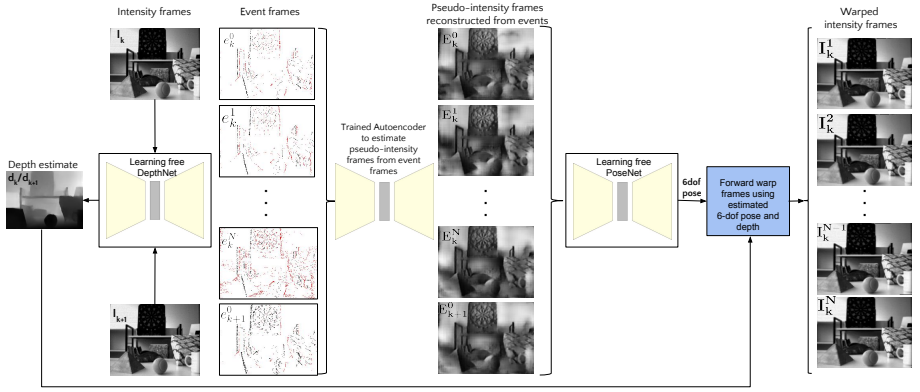


Figure 1: Overview of our approach: The main blocks of our algorithms are a) a learning free disparity network for estimating scene depth from intensity images, b) an auto-encoder for mapping event data into pseudo-intensity frames, c) a learning free pose network for estimating the sensor pose at event frames and d) a warping module for warping intensity images to intermediate locations.

image frames. Previous attempts at bridging this gap [1, 2, 13] between continuous event stream and discrete frame based vision algorithms have used information from only the event stream. Although these methods do a good job at recovering the intensity frames they suffer from two major disadvantages: a) The intensity frames don't look photorealistic and b) some of the objects in the scene can go missing in the recovered frames because they are not producing any events (edges parallel to the sensor motion do not trigger any events).

For obtaining photorealistic reconstruction we propose to use a conventional image sensor along with the event sensor. The conventional image sensor will compensate for the lost spatial information due to encoding of events. In order to reconstruct photo-realistic intensity images we warp the low frame-rate intensity images to intermediate locations where only event data are available. Image warping requires the information of scene depth and the ego-motion estimate of the sensor. To estimate scene depth we use the low frame rate intensity images because they contain enough texture information and to estimate the sensor ego-motion we use the temporally dense event sensor data. We propose an unsupervised and learning free method for estimating scene depth by explicitly enforcing geometric and photometric constraints between successive intensity frames. We jointly estimate the dense depth map and relative pose between successive images by warping one image to the location of the other and minimizing the the photometric error between them.

As compared to intensity images, event data is more suitable for estimating the ego-motion because they acquire data at a much higher temporal rate. However, event data is generally noisy and the stochastic model of event generation makes it hard to rely on the actual values of the events. For this reason, we initially map the events to pseudo-intensity frames. We propose an autoencoder based deep learning model to learn this mapping. Events do not hold any spatial intensity information, hence autoencoder can only estimate pseudo-intensity images. We use the trained autoencoder based model to estimate pseudo-intensity images at all intermediate temporal locations where we would like to warp the conventional image frames. We now estimate the relative pose between the estimated pseudo-intensity images and the two nearest intensity frames in time. To estimate this relative pose we propose to use a direct matching based unsupervised and learning free method similar to the one used

for depth estimation. At each of the temporal location we blend the two images obtained by forward mapping the two nearest intensity frames. To summarize, we make the following contributions:

- We propose a photorealistic image reconstruction pipeline from event frames using low frame rate intensity images. This can potentially be used for reconstructing high speed videos.
- Unlike other related works which directly map the event data to image frames (and hence result in non-photorealistic reconstructions), we use the event data for only estimating the ego-motion of the sensor.
- We compute the depth map at only low-frame rate intensity images by employing an unsupervised and learning free method.
- We demonstrate high quality photorealistic reconstructions using the proposed method.

## 2 Related work

**Intensity image reconstruction from events:** The proposed work is very closely related to other previous works which reconstruct intensity images from events [1, 2, 13]. Barua *et al.* [2] learn a dictionary from simulated event frames and their corresponding gradient images. Bardow *et al.* [1] formulate an energy function to jointly estimate optical flow and the intensity information of the scene. Bardow *et al.* recover a dense optical flow from the events, unlike previous optical flow estimation techniques on event sensors. More recently, Reinbacher *et al.* [13] used timestamp based event manifold regularization to estimate intensity images. Some works [6, 12] reconstruct intensity images from estimated scene gradients as a byproduct of pose estimation/ tracking over 3d scenes some works estimate scene gradients as well [6, 12]. Since, all of the works rely only on event sensors, they are not able to recover true scene information.

**Pose estimation from event sensors:** Event based sensors provide information at a very high temporal rate. This makes it extremely suitable for applications such as tracking which need low latency operation. Previous works such as [4, 14, 15, 18] estimate ego-motion of the sensor directly from the event stream. Visual odometry/ SLAM [6, 7, 12] is another popular application for event based sensors. Very recently, a dataset was also proposed to benchmark event based pose estimation, visual odometry and SLAM algorithms [9]. The dataset contains multiple video sequences captured with DAVIS and sub-millimeter accurate ground truth camera motion acquired using a motion-capture system.

**Depth estimation from event based sensor:** Estimating depth of images from a single camera has been studied extensively in the field of computer vision. Very recently, deep learning based methods were introduced for monocular depth estimation [5, 17, 20]. The interesting thing to note is that all these works impose geometric and photometric constraints for estimating depth. There have been attempts at estimating 3d scene geometry using event sensors as well [6, 11]. However, due to the inherent spatially sparse nature of the event sensor data, the depth estimates are sparse. Hence, we propose to estimate dense depth maps from intensity images and are more suitable for warping than sparse depth estimates.

### 3 Photorealistic image reconstruction from a hybrid intensity and event based sensor

We propose to reconstruct photorealistic intensity images using the event stream obtained from an event sensor. Since most of the spatial texture information is lost by encoding contrast changes as events, we propose to use a conventional image sensor accompanying an event based sensor. We show the overall flow of our proposed algorithm in Fig. 1. We take two successive intensity frames  $I_k$  and  $I_{k+1}$  obtained from the conventional image sensor. Our final goal is to reconstruct  $N$  intensity images in between each such successive pair of images. Thus, overall our goal is  $N$ -fold temporal superresolution using information from both events and intensity frames. We estimate dense depth maps,  $d_k$  and  $d_{k+1}$  for the images  $I_k$  and  $I_{k+1}$  and relative pose  $\xi_1$  and  $\xi_2$  between  $I_k$  and  $I_{k+1}$ . We use two learning free neural networks to jointly estimate depths  $d_k$ ,  $d_{k+1}$  and relative pose  $\xi_1$ ,  $\xi_2$ . We discuss in detail the depth estimation method in §3.1.

While we use the texture-rich information of the intensity images to obtain the depth estimates, we use the temporally dense event data to estimate the sensor ego-motion. Unlike previous works, we do not estimate the ego-motion directly from the event data. Instead, we estimate the ego-motion by directly matching the pseudo-intensity images obtained from event frames (§3.2). As shown in Fig 1, we divide the event data between two successive intensity frames into  $N$  event frames denoted as  $e_k^j$  where  $j = 1, 2, \dots, N$ . We learn an autoencoder based deep learning model to map the event frames to pseudo-intensity frames denoted as  $E_k^j$  where  $j = 1, 2, \dots, N$ . (§3.2.1). We then employ an unsupervised learning free method to estimate relative pose between intermediate pseudo-intensity frame  $E_k^j$  w.r.t. the nearest intensity frames  $I_k$  and  $I_{k+1}$  (§3.2.2).

Once we estimate the scene depth map and ego-motion, we warp the successive intensity frames to all the intermediate temporal locations where we have estimated the position and orientation of the sensor. Thus, we reconstruct photorealistic intensity images at high temporal resolution using a hybrid conventional image sensor and event based sensor.

#### 3.1 Depth estimation from two successive intensity images

We jointly estimate relative pose and dense depth map for two successive intensity images from conventional image sensor by direct matching [3]. This relative pose and the estimated scene depth can be used to warp the first image to the location of the second and *vice versa*. The photometric error between the warped second image and the ground truth second image will be minimum when the estimated relative pose and scene depth are some scaled versions of actual relative pose and the scene depth.

In order to avoid holes in the warped intermediate image due to disocclusion, it is essential to generate the intermediate image by warping from both the intensity images  $I_k$  and  $I_{k+1}$ . Hence, it is essential to estimate depth maps for both the images. As shown in Fig. 2 we estimate two dense depth maps  $d_k$  and  $d_{k+1}$  for each of the intensity images  $I_k$  and  $I_{k+1}$  respectively. The proposed unsupervised, learning free approach to jointly estimate dense depth map and relative pose is adapted from [16]. We adopt the single view depth network and the pose/explainability network from [20] and call them DepthNet and PoseNet respectively. We use the two generator networks DepthNet and PoseNet for estimating depth  $d_k$  for the view  $I_k$  and the relative pose  $\xi_1$  for  $I_{k+1}$  w.r.t.  $I_k$  respectively. Unlike [20] we do not learn the weights of the DepthNet and PoseNet over a vast training set. We initialize DepthNet and PoseNet with random weights and the input is a random uniform noise for each of the

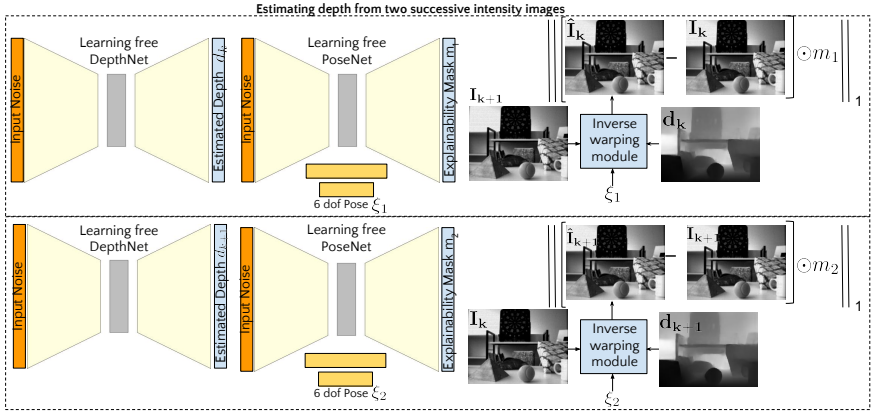


Figure 2: *Estimating dense depth maps and relative pose of two successive intensity images:* The first row shows estimation of depth  $d_k$  for image  $I_k$  using DepthNet and the relative pose  $\xi_1$  of the image  $I_{k+1}$  w.r.t.  $I_k$  using PoseNet. Using these estimates we warp  $I_{k+1}$  to  $I_k$  and optimize over the network parameters by minimizing the warping loss. The second row shows the corresponding estimations for depth  $d_{k+1}$  of image  $I_{k+1}$  and relative pose  $\xi_2$  of image  $I_k$  w.r.t.  $I_{k+1}$ .

networks as proposed in [16]. With each forward pass of the uniform noise input, DepthNet produces a depth estimate  $d_k$  and PoseNet produces a 6-dof relative pose  $\xi_1$  and an explainability mask  $m_1$ ; where the values of  $m_1$  are constrained to be between 0 and 1. Using  $d_k$  and  $\xi_1$ , we do a target-source mapping (inverse warping) of  $I_{k+1}$  to  $I_k$  to obtain  $\hat{I}_k$ . We define the photometric loss function  $\mathcal{L}_p(I_k, I_{k+1}, d_k, \xi_1, m_1) = \|(\hat{I}_k - I_k) \odot m_1\|_1$ . The pixels in the warped image where  $m_1 = 0$  do not contribute to the photometric loss, thereby *explaining* the holes due to any dis-occlusion. In order to constrain the mask from not being zero everywhere, we include a regularization loss  $\mathcal{L}_{reg}$  as the binary cross entropy loss with constant label 1 at each pixel location. A smoothness loss  $\mathcal{L}_{smooth}$  is used to impose smoothness on the estimated depth map as proposed in equation 7 of [8]. Thus, we jointly estimate depth and relative pose as,

$$\xi_1, d_k, m_1 = \arg \min_{\xi_1, d_k, m_1} \mathcal{L}_p(I_k, I_{k+1}, d_k, \xi_1, m_1) + \lambda_{reg} \mathcal{L}_{reg} + \lambda_{smooth} \mathcal{L}_{smooth} \quad (1)$$

where  $\lambda_{reg}$  and  $\lambda_{smooth}$  are the hyperparameters which weight each of the losses optimally. In a similar manner we obtain depth estimate  $d_{k+1}$  for the image  $I_{k+1}$  and the relative pose  $\xi_2$  for  $I_k$  w.r.t.  $I_{k+1}$ . Another way to obtain depth  $d_{k+1}$  would be to warp the depth  $d_k$  to the view  $I_{k+1}$  using the estimated pose  $\xi_1$ . However, this method introduces holes due to dis-occlusion of objects in the scene. Hence, we explicitly estimate the depth  $d_{k+1}$ .

### 3.2 6-dof relative pose estimation by direct matching

Traditionally pose between two views has been estimated by matching feature points. Here, we consider estimating pose by direct matching as detecting enough inlier feature points and matching them in two views is very challenging for event sensor data. Due to the discrete and sparse nature of the event stream, direct matching the event frames is a difficult task. Hence, we propose to map the event frames to pseudo-intensity frames using an autoencoder based deep learning method. To estimate the ego-motion of the sensor between successive intensity

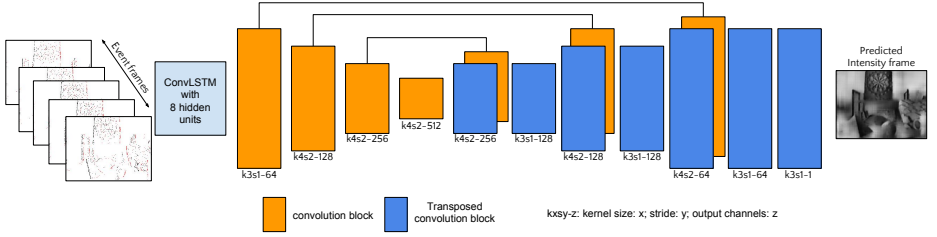


Figure 3: Network architecture for the proposed autoencoder based model to estimate pseudo-intensity images from event frames.

images  $I_k$  and  $I_{k+1}$ , we need to estimate the relative pose between all pairs of pseudo-intensity images  $E_k^0$  and  $E_k^j$  where  $j = 1, 2, \dots, N$ . Thus we obtain ego-motion estimate at the location of each of the frames  $E_k^j$  w.r.t.  $I_k$  (location of  $E_k^0$  corresponds to  $I_k$ ).

### 3.2.1 Estimating pseudo-intensity images from event frames

The output of a particular pixel in an event sensor is either +1 or -1 depending on whether there's an increase in intensity or decrease in intensity at a particular pixel. This increase/decrease in intensity levels usually occurs at strong edges in the scene. As analyzed in [1], the motion information embedded in events helps in estimating edge orientation and strength. With this knowledge, we design an autoencoder based deep neural network which takes in as input multiple event frames and outputs a single intensity frame. The multiple input event frames contains the knowledge of the relative motion of the scene.

We form each event frame by combining events in an interval of  $\delta t$ . 5 such successive event frames are then fed to an autoencoder based deep learning model as shown in Fig.3. ConvLSTM[19] is used to capture the motion information in the scene and also help in compensating the effect of random noise affecting few of the input event frames. The network is trained to minimize the cost function  $\mathcal{L}_{ae} = \|\hat{I} - I\|_1$ , where  $\hat{I}$  is the predicted intensity frame and  $I$  is the ground truth intensity frame.

### 3.2.2 Estimating relative pose using pseudo-intensity images

To warp images at intermediate locations, we need to estimate the relative pose for the intermediate pseudo-intensity image  $E_k^j$  (where  $j = 1, 2, \dots, N$ ) with respect to pseudo-intensity images  $E_k^0$  and  $E_{k+1}^0$  ( $E_k^0$  and  $E_{k+1}^0$  are temporally corresponding to  $I_k$  and  $I_{k+1}$ ). We use PoseNet for estimating the relative pose  $\xi_k^j$  for the pseudo-intensity image  $E_k^j$  w.r.t.  $E_k^0$  and explainability mask  $m_k^j$ . Using the estimated depth  $d_k$  and pose  $\xi_k^j$ , we can warp the pseudo-intensity image  $E_k^j$  to the location of  $E_k^0$  to obtain  $\hat{E}_k^0$ . The photometric error,  $\mathcal{L}_p(E_k^0, \hat{E}_k^0, m_k^j) = \|(\hat{E}_k^0 - E_k^0) \odot m_k^j\|_1$  is minimized to obtain the estimate of the relative pose  $\xi_k^j$ . Similarly, we can estimate the relative pose  $\xi_k^{-j}$  for  $E_k^j$  w.r.t.  $E_{k+1}^0$  by minimizing the photometric error  $\mathcal{L}_p(E_{k+1}^0, \hat{E}_{k+1}^0, m_k^{-j}) = \|(\hat{E}_{k+1}^0 - E_{k+1}^0) \odot m_k^{-j}\|_1$ . If we compose the two relative pose  $\xi_k^j$  and  $\xi_k^{-j}$  we obtain the relative pose between  $E_k^0$  and  $E_{k+1}^0$ . Hence, we can warp  $I_k$  to the image  $I_{k+1}$  to obtain  $\hat{I}_{k+1}$ . We include the photometric error  $\mathcal{L}_{cons} = \|\hat{I}_{k+1} - I_{k+1}\|_1$  in the total loss function to be minimized which increases the robustness of pose estimation. Hence, we

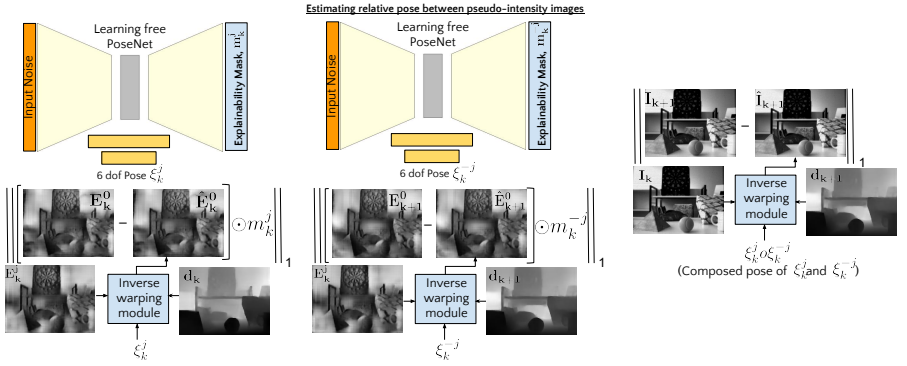


Figure 4: *Estimating relative pose of intermediate pseudo-intensity images:* We estimate the relative poses  $\xi_1$  and  $\xi_2$  of pseudo-intensity frame  $E_k^j$  w.r.t. two pseudo-intensity images  $E_k^0$  and  $E_{k+1}^0$ , respectively ( $E_k^0$  and  $E_{k+1}^0$  corresponds to time to  $I_k$  and  $I_{k+1}$ ). We estimate these poses by optimizing over the PoseNet parameters by minimizing the warping losses over pseudo-intensity images. Along with matching the pseudo-intensity images, we also match the intensity frames  $I_k$  and  $I_{k+1}$  by composing the poses  $\xi_1$  and  $\xi_2$ .

estimate  $\xi_k^j$  and  $\xi_k^{-j}$  as

$$\xi_k^j, \xi_k^{-j}, m_k^j, m_k^{-j} = \arg \min_{\xi_k^j, \xi_k^{-j}, m_k^j, m_k^{-j}} \mathcal{L}_1 + \mathcal{L}_2 + \lambda_{cons} \mathcal{L}_{cons} \quad (2)$$

$$\mathcal{L}_1 = \mathcal{L}_p(E_k^0, \hat{E}_k^0, m_k^j) + \lambda_{reg}^p \mathcal{L}_{reg}(m_k^j); \quad \mathcal{L}_2 = \mathcal{L}_p(E_{k+1}^0, \hat{E}_{k+1}^0, m_k^{-j}) + \lambda_{reg}^p \mathcal{L}_{reg}(m_2) \quad (3)$$

where  $m_1$  and  $m_2$  are the *explainability masks* and  $\mathcal{L}_{reg}$  is the same as that defined in § 3.1.

### 3.3 Forward Warping and Blending

At this stage, we have depth maps  $d_k$  and  $d_{k+1}$  corresponding to intensity images  $I_k$  and  $I_{k+1}$  respectively. We have relative pose estimate  $\xi_k^j$ , between intensity frame  $I_k$  and the latent intensity frame  $I_k^j$  corresponding to the pseudo-intensity frame  $E_k^j$ . We have relative pose estimate  $\xi_k^{-j}$ , between intensity frame  $I_{k+1}$  and the latent intensity frame  $I_k^j$ . We do a source-target mapping (forward warping) from two images  $I_k$  and  $I_{k+1}$  to the latent image  $I_k^j$  and alpha-blend them. We fill the holes generated due to forward warping by splatting the intensity values.

## 4 Experiments

For all our experiments we used DAVIS [15] which has a CMOS sensor and an event sensor bundled together. Since, we did not have access to it, we used the recently proposed dataset by Mueggler *et al.* [9] which consists of several video sequences captured using DAVIS. We split this dataset into 3 parts: training (12 videos), validation (4 videos) and testing (4 videos). We split the dataset in such a way that sequences in training set are not similar to those in the testing set. We use the training dataset for mapping event frames to intensity frames using the autoencoder shown in Fig. 3. We obtain event frames by collecting events in an interval of  $\delta t = 8ms$ . To predict the intensity frame at any particular instant  $\tau$ , we convert the events between the interval  $[(\tau - 40ms), \tau]$  into 5 event frames. We, then forward pass these 5 event frames through the autoencoder and predict the pseudo-intensity frame. We






Figure 5: Above figure compares, deep learning based unsupervised single image depth estimation [20], supervised stereo pair depth estimation [17] methods with our proposed unsupervised and learning free method.

train the autoencoder with a input patch size of  $64 \times 64$  for 150k iterations. We reconstruct  $N = 10$  photorealistic images between two successive intensity frames.

For estimating depth and pose, we used two generator networks, DepthNet and PoseNet, whose architecture is the same as that proposed in [20]. We used the Pytorch implementation of DepthNet and PoseNet provided in [10]. In order to get optimal results it is necessary to weight the loss functions optimally. In our implementation we used  $\lambda_{smooth} = 0.005$ ,  $\lambda_{reg} = 0.02$ ,  $\lambda_{reg}^p = 0.05$  and  $\lambda_{cons} = 0.007$ . We found that running our unsupervised learning free method for 5k iterations gave good results.

#### 4.1 Depth estimation from successive intensity frames

We compare our depth estimation algorithm with two other algorithms: an unsupervised single image depth estimation method [20] and a supervised stereo based method [17]. The comparison of depth maps obtained from different methods are shown in Fig. 5. Since [20] is a single image based depth method, it does not perform as well as the other methods which are based on stereo. [17] produces much better depth maps. However, being a supervised method, [17] requires test images which are cropped/resized to match the normalized intrinsic matrix of the images on which the neural network is trained. We propose a training free method for simultaneously estimating depth and relative pose from two images.

From Figure 5, it appears that [17] produces perceptually better depth maps than our proposed method. To further compare the two methods, we estimated the depth and relative pose between a series of 8 intensity frames taken from a video sequence using our method and [17]. Using these estimated depth maps and relative pose, we reconstructed the video by warping the first image in the sequence to the rest of the frames. We found that the sequence produced by [17] had jerky motion while our method produced a realistic sequence. The average absolute error between the reconstructed and the ground truth frames was found to be 0.516 for [17] and 0.435 for our method. Thus, though [17] seemingly produces a better depth map than our proposed method but overall warping result is poorer.

#### 4.2 Relative pose estimation by direct matching

Relative pose is estimated by direct matching of the pseudo-intensity images obtained as an output of the trained autoencoder based neural network. In Fig. 6, we compare the error between the estimated pose and the ground truth pose. We take groundtruth pose from the publicly available dataset [9]. We compare pose for the sequence *slider\_far* between the time stamps 2.03s to 2.37s. We show orientation error in degrees and position error in *cm*. The estimated translation between two successive intensity images is normalized to one



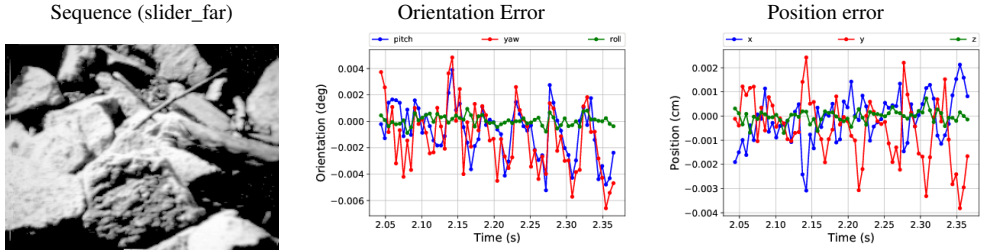


Figure 6: Errors in the estimated orientation and position on a DAVIS sequence.

and then scaled with the ground truth translation. We have plotted the relative error between this scaled translation and the ground truth translation.

### 4.3 Photorealistic Intensity Image reconstruction

We compare visually the intensity image reconstructed using our proposed method to that proposed in [13]. We show event manifold based reconstructions obtained from [13] for two sequences. For a better comparison we also show the pseudo-intensity images reconstructed from our proposed autoencoder based deep learning method. With the proposed method, we are able to obtain temporally dense photorealistic reconstructions of intensity images. This clearly demonstrates that having access to texture information is necessary for producing photorealistic reconstructions. This also shows the potential of hybrid system for high speed imaging applications.




Figure 7: Some of the reconstructions using the proposed method. As expected, our reconstructions using hybrid sensor is much better than those obtained just from events.

## 5 Conclusion

We combine the strength of a texture-rich low frame rate conventional camera with a high temporal rate events camera to obtain photorealistic images at high temporal resolution. We achieve this by warping the low frame rate intensity frames from the conventional image sensor to intermediate locations. We compute dense depth maps from the low frame rate images and sensor ego-motion from the events data by direct matching of pseudo-intensity frames reconstructed from event frames. However, in this paper we have assumed a static scene with the sensor in motion. Extending this to dynamic scene will lead to a system for high speed imaging which will be far more power efficient than any of the existing systems.

## References

- [1] Patrick Bardow, Andrew J Davison, and Stefan Leutenegger. Simultaneous optical flow and intensity estimation from an event camera. In *Proceedings of the IEEE Conference on Computer Vision and Pattern Recognition*, 2016.
- [2] Souptik Barua, Yoshitaka Miyatani, and Ashok Veeraraghavan. Direct face detection and video reconstruction from event cameras. In *Applications of Computer Vision (WACV), 2016 IEEE Winter Conference on*. IEEE, 2016.
- [3] Jakob Engel, Thomas Schöps, and Daniel Cremers. Lsd-slam: Large-scale direct monocular slam. In *European Conference on Computer Vision*. Springer, 2014.
- [4] Guillermo Gallego, Jon EA Lund, Elias Mueggler, Henri Rebecq, Tobi Delbruck, and Davide Scaramuzza. Event-based, 6-dof camera tracking from photometric depth maps. *IEEE Transactions on Pattern Analysis and Machine Intelligence*, 2017.
- [5] Clément Godard, Oisín Mac Aodha, and Gabriel J. Brostow. Unsupervised monocular depth estimation with left-right consistency. In *CVPR*, 2017.
- [6] Hanme Kim, Stefan Leutenegger, and Andrew J Davison. Real-time 3d reconstruction and 6-dof tracking with an event camera. In *European Conference on Computer Vision*. Springer, 2016.
- [7] Beat Kueng, Elias Mueggler, Guillermo Gallego, and Davide Scaramuzza. Low-latency visual odometry using event-based feature tracks. In *Intelligent Robots and Systems (IROS), 2016 IEEE/RSJ International Conference on*. IEEE, 2016.
- [8] Reza Mahjourian, Martin Wicke, and Anelia Angelova. Unsupervised learning of depth and ego-motion from monocular video using 3d geometric constraints. *arXiv preprint arXiv:1802.05522*, 2018.
- [9] Elias Mueggler, Henri Rebecq, Guillermo Gallego, Tobi Delbruck, and Davide Scaramuzza. The event-camera dataset and simulator: Event-based data for pose estimation, visual odometry, and slam. *The International Journal of Robotics Research*, 2017.
- [10] Clement Pinard. Sfmlearner-pytorch, 2017–. URL <https://github.com/ClementPinard/SfmLearner-Pytorch>.

- [11] Henri Rebecq, Guillermo Gallego, Elias Mueggler, and Davide Scaramuzza. Emvs: Event-based multi-view stereo – 3d reconstruction with an event camera in real-time. *International Journal of Computer Vision*, 2017.
- [12] Henri Rebecq, Timo Horstschaefer, Guillermo Gallego, and Davide Scaramuzza. Evo: A geometric approach to event-based 6-dof parallel tracking and mapping in real time. *IEEE Robotics and Automation Letters*, 2017.
- [13] Christian Reinbacher, Gottfried Graber, and Thomas Pock. Real-Time Intensity-Image Reconstruction for Event Cameras Using Manifold Regularisation. In *2016 British Machine Vision Conference (BMVC)*, 2016.
- [14] Christian Reinbacher, Gottfried Munda, and Thomas Pock. Real-time panoramic tracking for event cameras. In *Computational Photography (ICCP), 2017 IEEE International Conference on*. IEEE, 2017.
- [15] David Reverter Valeiras, Garrick Orchard, Sio-Hoi Ieng, and Ryad B Benosman. Neuromorphic event-based 3d pose estimation. *Frontiers in neuroscience*, 2016.
- [16] Dmitry Ulyanov, Andrea Vedaldi, and Victor Lempitsky. Deep image prior. *arXiv:1711.10925*, 2017.
- [17] Benjamin Ummenhofer, Huizhong Zhou, Jonas Uhrig, Nikolaus Mayer, Eddy Ilg, Alexey Dosovitskiy, and Thomas Brox. Demon: Depth and motion network for learning monocular stereo. In *IEEE Conference on Computer Vision and Pattern Recognition (CVPR)*, 2017.
- [18] Valentina Vasco, Arren Glover, Elias Mueggler, Davide Scaramuzza, Lorenzo Natale, and Chiara Bartolozzi. Independent motion detection with event-driven cameras. In *Advanced Robotics (ICAR), 2017 18th International Conference on*. IEEE, 2017.
- [19] SHI Xingjian, Zhourong Chen, Hao Wang, Dit-Yan Yeung, Wai-Kin Wong, and Wang-chun Woo. Convolutional lstm network: A machine learning approach for precipitation nowcasting. In *Advances in neural information processing systems*, 2015.
- [20] Tinghui Zhou, Matthew Brown, Noah Snavely, and David G Lowe. Unsupervised learning of depth and ego-motion from video. In *CVPR*, 2017.