

Parallel Working-Set Search Structures

Kunal Agrawal

Washington University in St. Louis

Seth Gilbert

National University of Singapore

Wei Quan Lim

National University of Singapore

Keywords

Data structures, parallel programs, dictionaries, comparison-based search, distribution-sensitive algorithms

Abstract

In this paper ¹ we present two versions of a parallel working-set map on p processors that supports searches, insertions and deletions. In both versions, the total work of all operations when the map has size at least p is bounded by the *working-set bound*, i.e., the cost of an item depends on how recently it was accessed (for some linearization): accessing an item in the map with recency r takes $O(1 + \log r)$ work. In the simpler version each map operation has $O((\log p)^2 + \log n)$ span (where n is the maximum size of the map). In the pipelined version each map operation on an item with recency r has $O((\log p)^2 + \log r)$ span. (Operations in parallel may have overlapping span; span is additive only for operations in sequence.)

Both data structures are designed to be used by a dynamic multithreading parallel program that at each step executes a unit-time instruction or makes a data structure call. To achieve the stated bounds, the pipelined version requires a weak-priority scheduler, which supports a limited form of 2-level prioritization. At the end we explain how the results translate to practical implementations using work-stealing schedulers.

To the best of our knowledge, this is the first parallel implementation of a *self-adjusting* search structure where the cost of an operation adapts to the access sequence. A corollary of the working-set bound is that it achieves *work static optimality*: the total work is bounded by the access costs in an optimal static search tree.

1 Introduction

Map (or **dictionary**) data structures, such as binary search trees and hash tables, support inserts, deletes and searches/updates (collectively referred to as accesses) and are one of the most used and studied data structures. In the comparison model, balanced binary search trees such as AVL trees and red-black trees provide a performance guarantee of $O(\log n)$ worst-case cost per access for a tree with n items. Other kinds of balanced binary trees provide probabilistic or amortized performance guarantees, such as treaps and weight-balanced trees.

Self-adjusting maps, such as splay trees [37], adapt their internal structure to the sequence of operations to achieve better performance bounds that depend on various properties of the access pattern (see [20] for a hierarchical classification). Many of these data structures make it cheaper to search for recently accessed items (temporal locality) or items near to previously accessed items (spatial locality). For instance, the working-set structure described by Iacono in [29] has the working-set property (which captures temporal locality); it takes $O(\log r + 1)$ time per operation with access rank r (Definition 1), so its total cost satisfies the working-set bound (Definition 2).

Definition 1 (Access Rank). Define the **access rank** of an operation in a sequence of operations on a map M as follows. The access rank for a successful search for item x is the number of distinct items in M that have been searched for or inserted since the last prior operation on x (including x itself). The access rank for an insertion, deletion or unsuccessful search is always $n + 1$, where n is the current size of M .

Definition 2 (Working-Set Bound). Given any sequence L of N map operations, we shall use W_L to denote the **working-set bound** for L , defined by $W_L = \sum_{i=1}^N (\log r_i + 1)$ where r_i is the access rank of the i -th operation in L when L is performed on an empty map.

¹ This is the authors' version of a paper submitted to the 30th ACM Symposium on Parallelism in Algorithms and Architectures (SPAA '18). It is posted here by permission of ACM for your personal or classroom use. Not for redistribution. The definitive version can be found at <https://doi.org/10.1145/3210377.3210390>. © 2018 Copyright is held by the owner/author(s). Publication rights licensed to ACM.

Parallel search structures

Our goal in this paper is to design efficient self-adjusting search structures that can be used by parallel programs. Even designing a non-adjusting parallel or concurrent search structure is quite challenging, and there has been a lot of research on the topic.

There are basically two approaches. In the concurrent computing world, processes independently access the data structure using some variety of concurrency control (e.g., locks) to prevent conflicts. In the parallel computing world, data structures are designed to support executing operations in parallel, either individually or in batches.

For example, in the concurrent computing world, Ellen et al. [19] show how to design a non-blocking binary search tree, with later work generalizing this technique [13] and analyzing the amortized complexity [18]. However, these data structures do not maintain balance in the tree (i.e., the height can get large) and their cost depends on the number of concurrent operations.

An alternate approach (that bears some similarity to the implicit batching that we use) is software combining [22, 28, 32], where each processor inserts a request in a shared queue and a single processor sequentially executes all outstanding requests later. These works provide empirical efficiency but not worst-case bounds.

Another notable example is the CBTree [1, 2], a concurrent splay tree that in real experiments achieves surprisingly good performance — leading to an interesting hypothesis that self-adjustment may be even more valuable (in practice) in concurrent settings than sequential settings. However, the CBTree does not guarantee that it maintains the proper ‘frequency balance’, and hence does not provide the guarantees of a splay tree (despite much experimental success).

In the parallel computing world, there are several classic results in the PRAM model. Paul et al. [34] devised a parallel 2-3 tree such that p synchronous processors can perform a batch of p operations on a parallel 2-3 tree of size n in $O(\log n + \log p)$ time. Blleloch et al. [8] show how pipelining can be used to increase parallelism of tree operations. Also, (batched) parallel priority queues [12, 15, 16, 36] have been utilized to give efficient parallel algorithms such as for shortest-path and minimum spanning tree [12, 16, 33].

More recently, in the dynamic multithreading model, there have been several elegant papers on parallel treaps [9] and how to parallelize a variety of different binary search trees [7] supporting unions and intersections, and also work on how to achieve batch parallel search trees with optimal work and span [4]. Other batch parallel search trees include red-black trees [23] and weight-balanced B-trees [21]. (We are unaware of any batched self-adjusting data structures.)

And yet, such concurrent/parallel map data structures can be difficult to use; the programmer cannot simply treat it as a black box and use atomic map operations on it from within an ordinary parallel program. Instead, she must carefully coordinate access to the map.

Implicit batching

Recently, Agrawal et al. [3] introduced the idea of **implicit batching**. Here, the programmer writes a parallel program that uses a black box data structure, treating calls to the data structure as basic operations. In addition, she provides a data structure that supports batched operations (e.g., search trees in [9, 7]). The runtime system automatically stitches these two components together, ensuring efficient running time by creating batches on the fly and scheduling them appropriately. This idea of implicit batching provides an elegant solution to the problem of parallel search trees.

Our goals

Our goal is to extend the idea of implicit batching to self-adjusting data structures — and more generally, to explore the feasibility of the implicit batching approach for a wider class of problems. In [3], they show how to apply the idea to uniform-cost data structures (where every operation has the same cost).² In a self-adjusting structure, some operations are much cheaper than others, and additionally every operation may modify the data structure (unlike say AVL/red-black trees where searches have no effect on the structure), which makes parallelizing it much harder.

We present in this paper, to the best of our knowledge, the first parallel self-adjusting search structure that is distribution-sensitive with worst-case guarantees. In particular, we design two versions of a parallel map whose total work is essentially bounded by the [Working-Set Bound](#) for some linearization L of the operations (that respects the dependencies between them).

² They also provide some bounds for amortized data structures, where queries do not modify the data structure.

Parallel Programming Model

The parallel data structures in this paper can be used in the scenario where a parallel program accesses data structures expressed through **dynamic multithreading** (see [14, Ch. 27]), which is the case in many parallel languages and libraries, such as Cilk dialects [24, 30], Intel TBB [35], Microsoft Task Parallel Library [38] and subsets of OpenMP [31]. The programmer expresses algorithmic parallelism through parallel programming primitives such as fork/join (also spawn/sync), parallel loops and synchronized methods, and does not provide any mapping from subcomputations to processors.

These types of programs are typically scheduled using a **greedy scheduler** [11, 27] or a nearly greedy scheduler such as **work-stealing scheduler** (e.g., [10]) provided by the runtime system. A greedy scheduler guarantees that at each time step if there are k available tasks then $\min(k, p)$ of them are completed.

We analyze our two data structures in the context of a greedy scheduler and a weak-priority scheduler (respectively). A **weak-priority scheduler** has two priority levels, and at each step at least half the processors greedily choose high-priority tasks and then low-priority tasks — if there are at most $\frac{1}{2}p$ high-priority tasks, then all are executed. We discuss in Section 8 how to adapt these results for work-stealing schedulers.

2 Main Results

We present two parallel working-set maps that can be used with any parallel program P , whose actual execution is captured by a **program DAG** D where each node is a unit-time instruction or a call to some data structure M , called an **M -call**, that blocks until the answer is returned, and each edge represents a dependency due to the parallel programming primitives. Let T_1 be the total number of nodes in D , and T_∞ be the number of nodes on the longest path in D .

Both designs take work nearly proportional to the **Working-Set Bound** W_L for some legal linearization L of D , while having good parallelism. (We assume that each key comparison takes $O(1)$ steps.)

The first design, called M_1 , is a simpler batched data structure.

Theorem 3 (M_1 Performance). If P uses only M_1 (i.e., no other data structures), then its running time on p processes using any greedy scheduler is

$$O\left(\frac{T_1 + W_L + e_L \cdot \log p}{p} + T_\infty + d \cdot ((\log p)^2 + \log n)\right)$$

(as $n, p \rightarrow \infty$) for some linearization L of D , where d is the maximum number of M_1 -calls on any path in D , and n is the maximum size of the map, and e_L is the number of **small-ops**, defined as operations in L that are performed on the map when its size is less than p .

Notice that if M_1 is replaced by an ideal concurrent working-set map (one that does the same work as the sequential working-set map if we ran the program according to linearization L), then running P on p processors according to the linearization L takes $\Omega(T_{opt})$ worst-case time where $T_{opt} = \frac{T_1 + W_L}{p} + T_\infty$. Also, we very likely have $e_L \ll \frac{W_L}{\log p}$ in practice, and so can usually ignore the $e_L \cdot \log p$ term. Thus M_1 gives an essentially optimal time bound except for the “span term” $d \cdot ((\log p)^2 + \log n)$, which adds $O((\log p)^2 + \log n)$ time per M_1 -call along some path in D . In short, the parallelism of M_1 is within a factor of $O((\log p)^2 + \log n)$ of the optimal.

The second design, called M_2 , uses a more complex pipelined data structure design as well as a weak-priority scheduler (see Section 7.2) to provide a better bound on the “span term”.

Theorem 4 (M_2 Performance). If P uses only M_2 , then its running time on p processes using any weak-priority scheduler is

$$O\left(\frac{T_1 + W_L + e_L \cdot \log p}{p} + T_\infty + d \cdot (\log p)^2 + s_L\right)$$

for some linearization L of D , where d, e_L are defined as in Theorem 3, and s_L is the weighted span of D where each map operation is weighted by its cost according to W_L . Specifically, each map operation in L with access rank r is given the weight $\log r + 1$, and s_L is the maximum weight of any path in D .

Compared to M_1 , the “work term” $\frac{T_1 + W_L + e_L \cdot \log p}{p}$ is unchanged, but the “span term” for M_2 has no $\log n$ term. Since running P on p processors according to the linearization L takes $\Omega(T_{opt} + s_L)$ worst-case time, M_2 gives an essentially optimal time bound up to an extra $O((\log p)^2)$ time per map operation along some path in D , and hence M_2 has parallelism within an $O((\log p)^2)$ factor of optimal.

3 Central Ideas

We shall now sketch the intuitive motivations behind M_1 and M_2 .

It starts with **Iacono’s sequential working-set structure**, which contains a sequence of balanced binary search trees t_1, t_2, \dots, t_l where tree t_i for $i < l$ contains 2^{2^i} items and hence has height $\Theta(2^i)$. The invariant maintained is that the r most recently accessed items are in the first $\log \log r$ trees. A search on a key proceeds by searching in each tree in the sequence in order until the key is found in tree t_k . After a search, the item is moved to t_1 and then for each $i < k$, the least recently accessed item from tree t_i is moved to tree t_{i+1} . By the invariant, any item in the map with recency r will take $O(\log r + 1)$ time to access. Each insertion or deletion can be easily carried out in $O(\log(n+1) + 1)$ time while preserving the invariant.

The challenge is to ‘parallelize’ this working-set structure while preserving the total work. The first step is to **process operations in batches**, using a batched search structure in place of each ‘tree’.

The problem is that, if there are b searches for the same item in the last tree, then according to the working-set bound these b operations should take $O(\log n + b)$ work. But if these operations all happen in parallel and end up in the same batch, and we execute this batch naively, then each operation will go through the entire structure leading to $\Omega(b \cdot \log n)$ work.

Therefore, in order to get the desired bound, we must **combine duplicate accesses** in each batch. But naively sorting a batch of b operations takes $\Theta(b \cdot \log b)$ work. To eliminate this as well, M_1 (Section 6) uses a novel **entropy-sorting algorithm**, and a careful analysis yields the desired work bound.

Next, we cannot simply apply the generic “implicit batching” transformation in [3] to M_1 , because the Batcher Bound (Theorem 1 in [3]) would give an expected running time of $O\left(\frac{T_1 + W + N \cdot s}{p} + T_\infty + d \cdot s\right)$ for N map operations, where W is the work done by M_1 , and s is the worst-case span of a size- p batch. The problem is that s is $\Omega(\log n)$, because a batch with a search for an item in the last tree has span $\Omega(\log n)$.

Firstly, this means that the $N \cdot s$ term would be $\Omega(N \cdot \log n)$, and so the Batcher Bound would be no better than for a batched binary search tree. Secondly, the $d \cdot s$ term would be $\Omega(d \cdot \log n)$. M_1 has the same span term, because if a cheap operation is ‘blocked’ by the previous batch that has an expensive operation, then the span of the cheap operation could be $\Omega(\log n)$. To reduce this, we improve M_1 to M_2 using an intricate **pipelining scheme** (explained in Section 7) so that a cheap operation is ‘blocked’ less by the previous batch.

4 Parallel Computation Model

In this section, we describe how the parallel program P generates an execution DAG, how we measure the cost of a given execution DAG, and issues related to the chosen memory model.

Execution DAG

The actual complete execution of P can be captured by the **execution DAG** E (which may be schedule-dependent), in which each node is a unit-time instruction and the directed edges represent the underlying computation flow (such as constrained by forking/joining of threads and acquiring/releasing of locks). At any point during the execution of P , a node in the program/execution DAG is said to be **ready** if its parent nodes have been executed. An **active thread** is simply a ready node in E , while a **suspended thread** is a terminal node in E .

The **program DAG** D captures the high-level execution of P , but interaction between data structure calls is only captured by the execution DAG. We further assume that all the data structures are (implicitly) batched data structures, and that the number of data structures in use is bounded by some constant. To support implicit batching, each data structure call is automatically handled by a **parallel buffer** for the data structure. (See Appendix Section A.1.)

The execution DAG E consists of **core nodes** and **ds nodes**, which are dynamically generated as follows. At the start E has a single core node, corresponding to the start of the program P . Each node could be a **local instruction** or a **synchronization instruction** (including fork/join and acquire/release of a lock). Each core node could also be a data structure call. When a node is executed, it may generate child nodes or terminate. A join instruction also generates edges that linearize all the join operations according to the actual execution. Likewise, simultaneous operations on a non-blocking lock generate child nodes that are linearized by edges. For a blocking lock, a release instruction generates a child node that is simply the **resumed thread** that next acquires the lock (if any), with an edge to it from the node corresponding to the originally suspended thread.

The core nodes are further classified into **program nodes** and **buffer nodes**. The program nodes (here **P-nodes**) correspond to nodes in the program DAG D , and they generate only program nodes except for data structure calls. An M -call generates a **buffer node** corresponding to passing the call to the parallel buffer. This buffer node generates more buffer nodes, until at some point it generates an M -node (every M -node is a ds node), corresponding to the actual operation on M , which passes the **input batch** to M . That M -node generates only M -nodes except for when it returns the result of some operation in the batch (generating a program node with an edge to it from the original M -call), or when it becomes ready for input (generating a buffer node that initiates flushing of the parallel buffer).

Effective Cost

We shall now precisely define the notion of effective work/span/cost for a parallel data structure used by a (terminating) parallel program.

Definition 5 (Effective Work/Span/Cost). Take any program P using a batched data structure M on p processors. Let E be the actual execution DAG of P using M . Then the **effective work** taken by M (as used by P) is the total number w of M -nodes in E . And the **effective span** taken by M is the maximum number v of M -nodes on a path in E . And the **effective cost** of M is $\frac{w}{p} + v$.

The effective cost has the desired property that it is **subadditive** across multiple parallel data structures. This implies that our results are **composable** with other data structures in this model, since we actually show the following for some linearization L :

- ✧ (Theorem 12 and Theorem 13) M_1 takes $O(W_L + e_L \cdot \log p)$ effective work and $O\left(\frac{W_L}{p} + d \cdot ((\log p)^2 + \log n)\right)$ effective span (using any scheduler).
- ✧ (Theorem 22 and Theorem 25) M_2 takes $O(W_L + e_L \cdot \log p)$ effective work and $O\left(\frac{W_L}{p} + d \cdot (\log p)^2 + s_L\right)$ effective span (using a weak-priority scheduler (Section 7.2)).

Interestingly, the bound for the effective cost of M_1 is independent of the scheduler, while the effective cost bound for M_2 requires a weak-priority scheduler. In addition, using any greedy scheduler, the parallel buffer for either map M has effective cost (analogously defined) at most $O\left(\frac{T_1 + w_M}{p} + d \cdot \log p\right)$ where w_M is the effective work taken by M (Appendix Theorem 26). Therefore our main results (Theorem 3 and Theorem 4) follow from the above claims.

Memory Model

Unless otherwise stated, we work within the **pointer machine model** for parallel programs given by Goodrich and Kosaraju [26]³. But instead of having synchronous processors, we introduce a new more realistic⁴ **QRMW** model with queued read-modify-write operations (including read, write, test-and-set, fetch-and-add, compare-and-swap) as described in [17], where multiple memory requests to the same memory cell are FIFO-queued and serviced one at a time, and the processor making each memory request is blocked until the request has been serviced. Our data structures can hence be implemented and used in the dynamic multithreading paradigm.

This QRMW pointer machine model supports **binary fork/join** primitives. It cannot support constant-time random-access locks, but it supports **non-blocking locks** (try-locks), where attempts to acquire the lock are serialized but do not block. Acquiring a non-blocking lock succeeds if the lock is not currently held but fails otherwise, and releasing always succeeds. If k threads concurrently access a non-blocking lock, then each access completes within $O(k)$ time steps. Non-blocking locks can be used to support **activation calls** to a process, where **activating** a process will start its execution iff it is not already executing and it is ready (some condition is satisfied), and the process can optionally reactivate itself on finishing.

We can also implement a **dedicated lock**, which is a blocking lock initialized with keys $[1..k]$ for some constant k , such that simultaneous acquisitions must be made using distinct keys. When a thread attempts to acquire a dedicated lock, it is guaranteed to obtain the lock after at most $O(1)$ other threads that attempt to acquire the lock at the same time or later.

³ In short, the main memory can be accessed only via pointers, which can only be stored, dereferenced or tested for equality (no pointer arithmetic).

⁴ Exclusive reads/writes (EREW) is too strict, while concurrent reads/writes (CRCW) does not realistically model the cost of contention, as stated in [25].

5 Amortized Sequential Working-set Map

In this section we explain the amortized sequential working-set map M_0 , which is similar to Iacono's working-set structure [29], but does not move an accessed item all the way to the front. This *localization of self-adjustment* is the basis for parallelizing it as in M_2 .

M_0 keeps the items in a list with segments $S[0..l]$. Each segment $S[k]$ has capacity 2^{2^k} and every segment is full except perhaps the last. Items in each segment are stored in both a key-map and a recency-map, each of which is a BBT (balanced binary tree), sorted by key and by recency respectively. Consider any item x currently in segment $S[k]$. On a search of x , if $k = 0$ then x is moved to the front (most recent; i.e. first in the recency-map) of $S[0]$, otherwise x is moved to the front of $S[k-1]$ and the last (least recent) item of $S[k-1]$ is shifted to the front of $S[k]$. On a deletion of x , it is removed and for each $i \in [k..l-1]$ the first (most recent) item of $S[i+1]$ is moved to the back of $S[i]$. On an insertion, the item is added at the back of $S[l]$ (if $S[l]$ is full, then it is added to a new segment $S[l+1]$).

We now prove an abstract lemma about a list with operations and costs that mimic M_0 . We will later use this same lemma to analyze M_1 and M_2 as well.

Lemma 6 (Working-Set Cost Lemma). Take any sequence L of operations on an abstract list R , each of which is a search, insert, delete or demote (described below), and a constant $d \geq 0$, such that the following hold (where n is the current size of R):

- ✧ Searching for an item with rank q in R costs $O(\log q + 1)$ and it is pulled forward to within the first $2^d \cdot q^{1/2}$ items in R .
- ✧ Searching for an item not in R costs $O(\log(n+1) + 1)$.
- ✧ Inserting or deleting an item costs $O(\log(n+1) + 1)$.
- ✧ Demoting an item in R costs 0 and pushes it backward in R , but that item subsequently can only be demoted or deleted.

Then the total cost of performing L on R is $O(W_L)$, where demotions are ignored in computing W_L (they are not counted as accesses).

Proof. We shall perform the analysis via the accounting method; each operation on L has a budget according to W_L , and we must use those credits to pay for that operation, possibly saving surplus credits for later. Define the R -recency of an item x in R to be the number of items in R that have been inserted before or pulled forward past x in R since the last operation on x . Clearly, for each search/insertion/deletion of an item x in L , its access rank (actual recency) is at least the R -recency of x . Each item in R has some stored credit, and we shall maintain the invariant that every item in R with R -recency r and stored credit c is within the first $2^{c+2d+1} + r$ items in R or has been demoted. The invariant trivially holds at the start.

First we show that, on every operation on an item x , the invariant can be preserved for x itself. For insertion/deletion or unsuccessful search for x , the budget of $\Theta(\log(n+1) + 1)$ can pay for the operation and (for insertion) also pay for the stored credit for x . For successful search for x , it is as follows. Let c be the stored credit and r be the R -recency of x before the operation, and let q be the rank of x in R after that. By the invariant, x was within the first $2^{c+2d+1} + r$ items in R before the operation. Also the budget is $\Omega(\log r + 1)$. If $r \geq 2^{c+2d+1}$, then $q \leq 2^d \cdot \sqrt{2r}$ and so the budget can pay for both the operation cost and a new stored credit of $\log \sqrt{2r}$. If $r \leq 2^{c+2d+1}$, then $q \leq 2^d \cdot \sqrt{2^{c+2d+1} \cdot 2} = 2^{c/2+2d+1}$ and so the stored credit can pay for the operation cost and a new stored credit of $c/2$.

Finally we check that the invariant is preserved for every other item y in M . For search/insertion of x , the rank of y in R changes by the same amount as its R -recency. For deletion of x , if x is after y in R then y is more recent than x and so the R -recency of y does not change, and if x is before y in R then the rank of y in R decreases by 1 and its R -recency decreases by at most 1. For a demotion, every other item's rank in R does not increase. \diamond

This lemma implies that M_0 has the desired working-set property.

Theorem 7 (M_0 Performance). The cost of M_0 satisfies the working-set bound.

Proof. Let n be the number of items in M_0 . By construction, $2^{l-1} \leq \log(n+1)$, and each operation on M_0 takes $O(2^k)$ time on segment $S[k]$. Thus each insertion/deletion takes $O(\log(n+1) + 1)$ time, and each access/update of an item with rank q in M_0 (in order of segment followed by order in the recency-map) takes $O(\log q + 1)$ time. Also, on each access of an item x with rank q in M_0 , its new rank q' is at most $2q^{1/2}$, because if x is in $S[0..1]$ then $q' = 1$, and if x is in $S[k]$ for some $k > 1$ then $q \geq 2^{2^{k-1}}$ and $q' \leq 2^{2^{k-2}} \cdot 2$. Thus by the [Working-Set Cost Lemma \(Lemma 6\)](#) we are done. \diamond

6 Simple Parallel Working-Set Map

We now present our simple batched working-set map M_1 . The idea is to use the amortized sequential working-set map M_0 (Section 5) and execute operations in batches⁵. In order to get the bound we desire, however, we must combine operations in a batch that access the same item. In particular, for consecutive accesses to the same item, all but the first one should cost $O(1)$. Therefore, we must sort the batch (efficiently) using the [Parallel Entropy Sort](#) (Appendix Definition 32), to ‘combine duplicates’. We also control the size of batches — if batches are too small, then we lose parallelism; if the batches are too large, then the sorting cost is too large.

6.1 Description of M_1

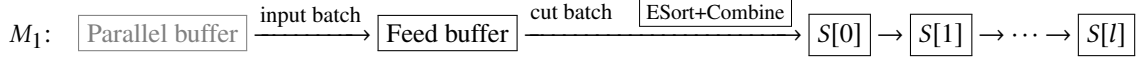


Figure 1: M_1 Outline

As described in the Section 4, M_1 -calls in the program are put into the parallel buffer for M_1 . When M_1 is ready (i.e. the previous batch is done), we flush the parallel buffer to obtain the next input batch I , which we cut and store in a **feed buffer**, which is a queue of bunches (a **bunch** is a set supporting $O(1)$ addition of a batch and $O(\log b)$ -span conversion to a batch if it has size b)⁶ each of size p^2 except possibly the last. Specifically, we divide I into small batches of size p^2 except possibly the first and last, the first having size $\min(b, p^2 - q)$, where b is the size of I and q is the size of the last bunch F in the feed buffer. Next we add that first small batch to F , and append the rest as bunches to the feed buffer. Let n be the current size of M_1 . Then we remove the first $\lfloor \frac{\log n}{p} \rfloor$ bunches from the feed buffer, convert them into batches, merge them in parallel into a **cut batch** B , and process it as follows.

First we sort B using the [Parallel Entropy Sort](#) (Appendix Definition 32). Then we combine all operations on each item into one **group-operation**⁷ that is treated as a single operation with the same effect as the whole group of operations in the given order.

We pass the resulting batch (of group-operations) through each segment from $S[0]$ to $S[L]$. At segment $S[k]$, first we search for the relevant items. For insertions, if the item is found then we treat it as an update. For successful searches/updates, we return the results immediately, and shift the items (keeping their relative order) to the front of the previous segment $S[k-1]$ ($S[0]$ if $k=0$). For deletions, if the item is found then we delete the item. Next, we restore the capacity invariant for $S[0..k-1]$ — for each segment $S[i]$ from $S[k]$ to $S[1]$, we transfer the appropriate number of items between the front of $S[i]$ and the back of $S[i-1]$ so that either $S[0..i-1]$ have total size $\sum_{j=0}^{i-1} 2^{2^j}$ or $S[i]$ is empty. Then we pass the unfinished (unreturned) operations (including all deletions) on to the next segment.

At the end, we handle the remaining insertions. First we insert at the back of $S[L]$ up to its capacity. If there are leftover items, we create segments $S[L+1..L']$ with just enough capacity, and carve out the correct amount for each segment from $S[L']$ to $S[L+1]$ in that order.

Finally, we return the results for the insertions/deletions and the unsuccessful searches/updates, and we are done processing the batch.

To parallelize the above, we need to be able to efficiently delete, from each segment, any sorted batch of items or any number of the most/least recent items. For this we replace each BBT by a [Batched Parallel 2-3 Tree](#) (Appendix Section A.2), where each leaf in the key-map also has a direct pointer to the corresponding leaf in the recency-map, and vice versa. Given a sorted batch of items, we can find them by one batch operation on the key-map, and then we have a batch of direct pointers to the leaves for these items in the recency-map, and hence can perform one reverse-indexing operation on the recency-map to obtain a sorted batch of indices for those leaves, with which we can perform one batch operation to delete them. Similarly, to remove the b most recent items from a segment, we find them via the recency-map, and then do a reverse-indexing operation on the key-map to obtain them in sorted order, whence we can delete them.

⁵ Each batch is stored in a leaf-based balanced binary tree for efficient processing.

⁶ A bunch is implemented using a complete binary tree with batches at the leaves, with a linked list threaded through each level to support adding a leaf in $O(1)$ steps.

⁷ Each group-operation stores the original operations as a batch.

6.2 Analysis of M_1

We first bound the cost of parallel entropy-sorting each batch (Lemma 10). To do so, we will find a batch-preserving linearization (Definition 8) L such that for each batch of size b , the entropy bound is at most the insert working-set bound (Definition 9), which we in turn bound by the cost according to the working-set bound W_L , plus $O(\log b)$ per operation when the map is small (i.e. has size $b^{O(1)}$). This extra cost arises when a batch has many operations on distinct items while the map is small, which according to W_L are cheap.

Definition 8 (Batch-Preserving Linearization). Take any sequence I of batches of operations on a map M . We say that L is a **batch-preserving linearization** of I if L is a permutation of the operations in I that preserves the ordering of batches and (within each batch) the ordering of operations on the same item.

Remark. When any two batch-preserving linearizations of I are performed on M , the items in M are the same after each batch, and the successfulness of each operation remain the same.

Definition 9 (Insert Working-Set Bound). The **insert working-set bound** IW_L for any sequence L of map operations is the working-set bound for ‘inserting’ the items in L in the given order (ignoring the actual operations) into an empty map, namely for each item first searching for it and then inserting it iff it is absent.

Lemma 10 (Batch-Sorting Cost Lemma). Take any sequence I of batches of operations on a map M , and any constant $\varepsilon > 0$. Then there is a batch-preserving linearization L of I such that parallel entropy-sorting (Appendix Definition 32) each batch in I takes $O(W_L + \sum_{B \in L} e_B \cdot \log b_B)$ total work over all batches, where each batch B in L has size b_B and has e_B operations that are performed when M has size less than b_B^ε (when L is performed on M).

Proof. Let L be a batch-preserving linearization of I such that each batch B in L has the maximum insert working-set bound IW_B (Definition 9). By the **Worse-case Working-set Bound** (Appendix Theorem 31) IW_B is at least the entropy bound for B . Thus parallel entropy-sorting B takes $O(IW_B)$ work (Appendix Theorem 33).

Let b be the size of B , and u be the number of distinct items (accessed by operations) in B . Partition B into subsequences B_0 and B_1 such that B_0 has only the first operation of every distinct item in B . For each $i \in \{0, 1\}$, let C_i be the cost of the operations in B_i according to W_L , and let IC_i be the cost of the operations in B_i according to IW_B , so $IW_B = IC_0 + IC_1$. Let e_B be the number of operations in B performed when M has size less than b^ε (according to L).

Note that $IC_1 \leq C_1$ because every operation in B_1 is a successful search according to IW_B with access rank no more than according to W_L . Thus it suffices to show that $IC_0 \in O(C_0 + e_B \cdot \log b)$.

If $e_B > \frac{1}{2}u$, then obviously $IC_0 \in O(e_B \cdot \log b)$.

If $e_B \leq \frac{1}{2}u$, then at least $\frac{1}{2}u$ operations in B_0 are performed when M has size at least b^ε . So according to W_L , each of those operations has access rank at least b^ε and hence costs $\log(b^\varepsilon) \in \Omega(\log u)$. Thus $C_0 \in \Omega(u \cdot \log u)$. Also, $IC_0 \in O(u \cdot \log u)$, since any insertion on a map with at most u items has access rank $O(u)$. \diamond

Next we prove a simple lemma that allows us to divide the work done on the segments among the operations.

Lemma 11 (M_1 Segment Work). Each segment $S[k]$ takes $O(2^k)$ work per operation that reaches it.

Proof. Searching/deleting/shifting the relevant items in the parallel 2-3 trees takes $O(2^k)$ work per operation. Also, for each $i \leq k$, the number of transfers (to restore the capacity invariant) between $S[i-1]$ and $S[i]$ is at most the number of operations, and each transfer takes $O(2^i)$ work because there are always at most $\sum_{j=0}^i 2^{2^j} \leq 2 \cdot 2^{2^i}$ items in $S[0..i]$. Thus the transfers take $O(2^k)$ total work. \diamond

Then we can prove the desired effective work bound for M_1 .

Theorem 12 (M_1 Effective Work). M_1 takes $O(W_L + e_L \cdot \log p)$ effective work for some linearization L of D .

Proof. Cutting the input batch of size b from the parallel buffer into small batches takes $O(b)$ work. Adding the first small batch to the last bunch in the feed buffer takes $O(1)$ work. Inserting the bunches into the feed buffer takes $O(b)$ work. Forming a cut batch of size b' (converting the bunches and merging the results) takes $O(b')$ work. So all this buffering work adds up to $O(1)$ per map operation.

Sorting the (cut) batches takes $O(W_L + e_L \cdot \log p)$ total work (over all batches) for some linearization L , by the [Batch-Sorting Cost Lemma \(Lemma 10\)](#). Specifically, we choose $\varepsilon = \frac{1}{3}$. For each batch B , let n be the size of M_1 just before that batch, and then B has size $b^* \leq \lceil \frac{\log n}{p} \rceil \cdot p^2 \leq p \cdot \log n + p^2$ and:

- ✧ If $n \leq 3p^2$, then $b^* \leq p \cdot \log n + p^2 \leq p \cdot \log(3p^2) + p^2 \leq 4p^2$ and so $b^{*\varepsilon} \leq p$ (as $p \geq 4$).
- ✧ If $n > 3p^2$, then $n > p \cdot \log n + p^2 + p \geq b^* + p$ so none of the operations in that batch can be small-ops.

It now suffices to show that the work on segments is $O(W_{L'})$ for some linearization L' (since either L or L' suffices for the final bound). For this, we pretend that a deleted item is marked rather than removed, and when a segment is filled to capacity all marked items are simultaneously transferred to the next segment, and at the last segment the marked items are removed. This takes more work than what M_1 actually does, but is easier to bound.

We shall now use the [Working-Set Cost Lemma \(Lemma 6\)](#) on the list R of the items in M_1 (including the marked items) in order of segment followed by recency within the segment, where R is updated after the batch has passed through each segment in the actual execution A of M_1 , and after we finish processing the batch.

We simulate the updates to R by list operations as follows:

- ✧ Shift successfully searched/updated items in A : Search for them in reverse order (from back to front in R).
- ✧ Shift marked (to-be-deleted) items in A : Demote them.
- ✧ Insert items in A : Insert in the desired positions.
- ✧ Remove marked items in A : Delete them.

This simulation yields a sequence G of list operations on R , to which we can then apply the [Working-Set Cost Lemma](#).

For each search for an item x with rank q in R , x is found in $S[0]$ or some segment $S[k+1]$ such that $2^{2^k} < q$, and so by [\$M_1\$ Segment Work \(Lemma 11\)](#) the search takes $O(\log q + 1)$ work in A , after which x has new rank in R at most $2q^{1/2}$, like in M_0 ([Theorem 7](#)). After each batch B , let n' be the final size of M_1 and $S[l']$ be the new last segment, and then each insertion in B takes $O(\sum_{i=0}^{l'} 2^i) \subseteq O(\log n' + 1)$ work in A . Each deletion takes $O(\log n + 1)$ work in A .

Thus by [Lemma 6](#), M_1 takes $O(W_G)$ work on segments. Now let L' be the same as G but with each group-operation expanded to its original sequence of operations. Clearly $W_G \leq W_{L'}$, since each group-operation is on the same item, so we are done. \diamond

And now we turn to bounding the effective span.

Theorem 13 (M_1 Effective Span). M_1 takes $O\left(\frac{N}{p} + d \cdot ((\log p)^2 + \log n)\right)$ effective span, where N is the number of operations on M_1 , and n is the maximum size of M_1 .

Proof. First we bound the the span of processing each cut batch (i.e. the span of the corresponding execution subDAG). Let $s(b)$ denote the maximum span of processing a cut batch of size b . Take any cut batch B of size b and let n_B be the size of M_1 just before B . B takes $O\left(\frac{b}{p^2} + \log b\right)$ span to be removed and formed from the feed buffer, and $O((\log b)^2)$ span to be sorted.

B then takes $O(\log b + 2^k)$ span in each segment $S[k]$ (because shifting between parallel 2-3 trees of size $O(2^h)$ or cutting a batch of size $O(2^h)$ takes $O(h)$ span), which adds up to $O(\log b \cdot \log \log b + \log n_B)$ span over all segments, since $\log b < 2^k$ when $k > \log \log b$. Returning the results for each group-operation takes $O(\log b)$ span. Thus $s(b) \in O\left(\frac{b}{p} + (\log b)^2 + \log n_B\right)$.

If $b \leq p^2$ then $s(b) \in O\left(\frac{b}{p} + (\log p)^2 + \log n_B\right)$. If $b \geq p^2$ then $(\log b)^2 \in O\left(\frac{b}{p}\right)$ and hence $s(b) \in O\left(\frac{b}{p} + \log n_B\right)$.

Now let E be the actual execution DAG for P using M_1 (on p processors). Then the effective span of M_2 is simply the time taken to execute E on an unlimited number of processors when each M_1 -node in E takes unit time while every other node takes zero time, since E captures all relevant behaviour of P using M_1 including all the dependencies created by the locks. In this execution, we put a counter at each M_1 -call in the program DAG D , initialized to zero, and at each step we increment the counter at every pending M_1 -call (i.e., the result is not yet returned). Then the total number of steps is at most the final counter-weighted span of D , which we now bound.

Take any path C in D . Consider each M_1 -call X on C . We trace the ‘journey’ of X from the parallel buffer as an operation in an uncut batch U of size u to a cut batch B of size b to the end of M_1 .

Observe that any batch of size u takes $O(\log p + \log u)$ span to be flushed from the parallel buffer, and $O\left(\log u + \frac{u}{p^2}\right)$ span to be cut and added/appended to the bunches in the feed buffer, which in total is at most $O\left(\log p + \frac{u}{p}\right)$ span.

So, first of all, X waits for the preceding uncut batch of size u' to be processed, taking $O\left(\log p + \frac{u'}{p}\right)$ span. Next, X waits for the current cut batch B' of size b' to be processed, taking $s(b')$ span. After that, U is processed, taking $O\left(\log p + \frac{u}{p}\right)$ span. Then X waits for intervening cut batches (between B' and B) with i operations in total. Each intervening batch B^* has some size $b^* \geq \max(p^2, p \cdot \log n_{B^*})$ and hence $s(b^*) \in O\left(\frac{b^*}{p}\right)$. Finally, B is processed, taking $s(b)$ span. Thus X takes $O\left(\log p + \frac{u}{p} + \frac{u'}{p} + s(b) + s(b') + \frac{i}{p}\right)$ span in total.

Note that no two M_1 -calls on the path C can wait for the same intervening batch, because the second can be executed only after the first has returned. Thus over all counters at M_1 -calls on C , each of u, u', b, b', i will sum up to at most N . Therefore the final counter-weighted span of D is at most $O\left(\frac{N}{p} + d \cdot ((\log p)^2 + \log n)\right)$. \diamond

7 Faster Parallel Working-Set Map

To reduce the effective span of M_1 , we intuitively have to:

- ✧ Shift each accessed item near enough to the front, so that accessing it again soon would be cheap.
- ✧ Pipeline the batches somehow, so that an expensive access in a batch does not hold up the next batch.

Naive pipelining will not work, because operations on the same item may take too much work. Hence we shall use a **filter** before the pipelined segments to ensure that operations proceeding through them are on distinct items, namely we pass all operations through the filter and only allow an operation through if there is not already another operation on the same item in the pipeline.

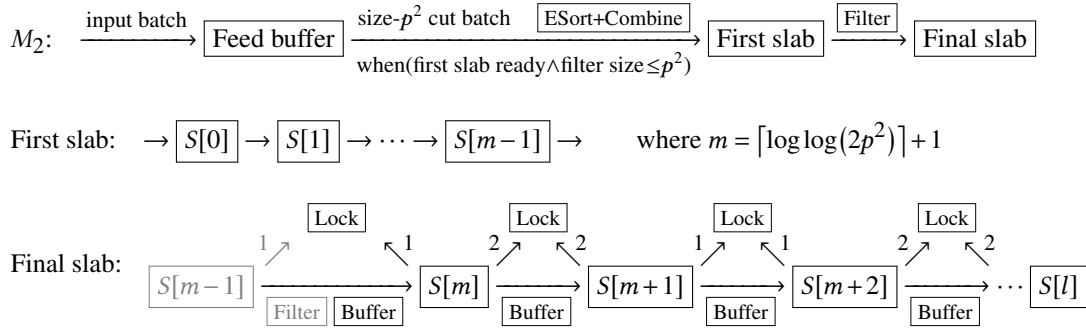
For similar reasons as in M_1 , we must control both the batch size and filter size to achieve enough parallelism, and so we choose the filter capacity to be $\Theta(p^2)$. However, we cannot put the filter before the first segment, because accessing the filter requires $\Omega(\log p)$ work per operation, whereas to meet the working-set bound we need operations with $O(1)$ access rank to cost only $O(1)$ work.

Therefore, we divide the segments into the **first slab** and the **final slab**, where the first slab comprises the first $\log \Theta(\log p)$ segments and the final slab contains the rest, and put the filter after the first slab. Only operations that do not finish in the first slab are passed through the filter, and so the filtering cost per operation is bounded by the $\Theta(\log p)$ work already incurred in going through the first slab. Furthermore, we shift accessed items to the front of the final slab, and ‘cascade’ the excess items only when a later batch passes.

We cannot pipeline the first slab, but since the first slab is essentially a copy of M_1 but with only $\log O(\log p)$ trees, its non-pipelined span turns out to be bounded by the $O((\log p)^2)$ span of sorting. To allow operation on items in the first slab to finish quickly, we need to allow the first slab to run while the final slab is running, but only when the filter has size at most p^2 , so that the filter size is always $O(p^2)$.

We also use **special locking schemes** to guarantee that the first slab and the segments in the final slab can process the operations at a consistent pace without interfering with one another. Finally, we shall **weakly prioritize** the execution of the final slab, to prevent excessive work from being done in the first slab on an item x if there is already an operation on x in the final slab.

7.1 Description of M_2



We shall now give the details for implementing this (see Figure 2), making considerable use of the [Batched Parallel 2-3 Tree](#) (Appendix [Section A.2](#)). M_2 has the same segments as in M_1 , where segment $S[k]$ has assigned capacity 2^{2^k} but may be under-full or over-full. We shall group the first $m = \lceil \log \log(2p^2) \rceil + 1$ segments into the **first slab**, and the other segments into the **final slab**. M_2 uses a **feed buffer** (like M_1 ; see [Section 6.1](#)), which is a queue of bunches⁶ each of size p^2 except possibly the last.

The M_2 interface is ready iff both the following hold:

- ✧ The parallel buffer or feed buffer is non-empty.
- ✧ The filter has size at most p^2 .

When the M_2 interface is activated (and ready), it does the following (in sequence) on its run (the locks are described later):

1. Let q be the size of the last bunch F in the feed buffer. Flush the parallel buffer and cut the input batch of size b into small batches of size p^2 except possibly the first and last, where the first has size $\min(b, p^2 - q)$. Add that first small batch to F , and append the others as bunches to the feed buffer. Remove the first bunch from the feed buffer and convert it into a batch B , which we shall call a **cut batch**.
2. Sort B using the [Parallel Entropy Sort](#) (Appendix [Definition 32](#)), combining operations on the same item⁷, as in M_1 .
3. Pass B through the first slab, which processes the operations as in M_1 . Successful searches/updates immediately finish, while the rest finish only if there was no final slab. Successful deletions are tagged to indicate success. But just before running $S[m-1]$ (if it exists) to process the remaining batch at that segment, acquire the neighbour-lock shared with $S[m]$ (as shown in Figure 2) and then **acquire the front-lock $FL[0]$** .
4. If there was a final slab, then pass the (sorted) batch of unfinished operations through the filter (including successful deletions), insert the filtered batch into the buffer before $S[m]$, and fork (a child thread) to activate $S[m]$.
5. **Release $FL[0]$** and the neighbour-lock shared with $S[m]$.
6. Reactivate itself.

The **filter** is used to ensure that at any point all the operations in the final slab are on distinct items. It is implemented using a batched parallel 2-3 tree that stores items, each tagged with a list of operations on that item (in the order they arrive at the filter) and their cumulative **effect** (as a single equivalent map operation).

When a batch is passed through the filter, each operation on an item in the filter is appended to the list for it (the effect is also updated) and filtered out of the batch, whereas each operation on an item not in the filter is added to the filter and put into the buffer of $S[m]$.

The final slab is pipelined in the following way. Between every pair of consecutive segments is a **neighbour-lock**, which is a dedicated lock (see [Section 4 Memory Model](#)) with 1 key for each arrow to it in Figure 2. Since each segment needs to access the filter and the contents of $S[m]$, those accesses will also be guarded by a front-locking scheme using a series of **front-locks $FL[0..l-m]$** , each of which is a dedicated lock with 1 key for each arrow to it in Figure 3. (This will be fully spelt out below.)

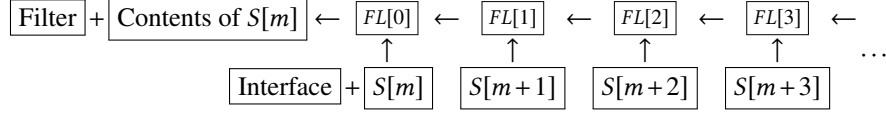


Figure 3: Front-locking

Each final slab segment $S[k]$ has a **sorted buffer** before it (for operations from $S[k-1]$), which is a batched parallel 2-3 tree. $S[k]$ is ready iff its buffer is non-empty, and when activated (and ready) it runs as follows (front-locking is **highlighted**):

1. Acquire the neighbour-locks (between $S[k]$ and its neighbours) in the order given by the arrow number in Figure 2.
2. **If $k = m$, acquire $FL[0]$.**
3. If $S[k]$ is the terminal segment and $S[k-1, k]$ have total size exceeding their total capacity, create a new terminal segment $S[k+1]$.
4. Flush and process the operations in its buffer as follows:
 - (a) Search for the accessed items A in $S[k]$ (by performing one batch operation on the key-map in $S[k]$). Let R be the (sorted batch of) items in A that are found in $S[k]$, and delete R from $S[k]$.
 - (b) **If $k > m$, acquire $FL[k-m]$ to $FL[0]$ in that order.**
 - (c) Search for R in the filter to determine what to do with it. Let R' be the items in R to be searched or updated, and delete R' from the filter. (Insertions on items in R are treated as updates.) Perform all the updates on items in R .
 - (d) Let $m' = \min(k-1, m)$. Fork to return the results for operations on R' , and insert R' at the front of $S[m']$. If $S[k]$ is (now) the terminal segment, perform all insertions at the front of $S[m']$, and delete $A \setminus R'$ from the filter, and fork to return the results for operations on $A \setminus R'$.
 - (e) If the filter size is at most p^2 , fork to activate the interface.
 - (f) **If $k > m$, release $FL[0]$ to $FL[k-m]$ in that order.**
 - (g) If $S[k-1]$ is over-full, transfer items from the back of $S[k-1]$ to the front of $S[k]$ so that $S[k-1]$ is full.
 - (h) If $S[k-1]$ is under-full by i items and $S[k]$ has c items and A has d successful deletions, transfer $\min(i, c, d)$ items from the front of $S[k]$ to the back of $S[k-1]$.
 - (i) If $S[k]$ is not the terminal segment, insert the operations on $A \setminus R'$ (with successful deletions tagged as such) into the buffer of $S[k+1]$, then fork to activate $S[k+1]$.
5. If $S[k]$ is the terminal segment and is empty, remove $S[k]$ to make $S[k-1]$ the new terminal segment.
6. **If $k = m$, release $FL[0]$.**
7. Release both neighbour-locks and reactivate itself.

7.2 Weak-priority scheduler

It turns out that, ignoring the sorting cost, all we need to achieve the working-set bound is that, for each operation on an item x in the final slab, the work ‘done’ by the first slab on x can be counted against the work done in the final slab. This can be ensured using a **weak-priority scheduler**. A weak-priority scheduler has two queues Q_1 and Q_2 , where Q_1 is the high-priority queue, and each ready node is assigned to either Q_1 or Q_2 , and at every step the following hold:

- ✧ If there are k ready nodes, then $\min(k, \frac{1}{2}p)$ of them are executed.
- ✧ If queue Q_1 has k ready nodes, then $\min(k, \frac{1}{2}p)$ of them are executed (and so Q_1 nodes are weakly-prioritized).

The M_2 -nodes generated for the final slab are assigned to Q_1 , while all other M_2 -nodes are assigned to Q_2 . Specifically, each (forked) activation call to $S[m]$ and all nodes generated by that are assigned to Q_1 , except for activation calls to the M_2 interface (which are assigned to Q_2). Any suspended thread is put back into its original queue when it is resumed (i.e. the resuming node is assigned to the same queue as the acquiring node).

7.3 Analysis of M_2

For each computation (subDAG of the actual execution DAG), we shall define its **delay**, which intuitively captures the minimum possible time it needs, including all waiting on locks. Each blocked acquire of a dedicated lock corresponds to an **acquire-stall node** α in the execution DAG whose child node ρ is created by the release just before the successful acquisition of the lock. Let $\Delta(\alpha)$ be the ancestor nodes of ρ that have not yet executed at the point when α is executed. Then we define delay as follows.

Definition 14 (Computation Delay). The **delay** of a computation Γ is recursively defined as the weighted span of Γ , where each acquire-stall node α in Γ is weighted by the delay of $\Delta(\alpha)$ (to capture the total waiting at α), and every other node has unit weight.

Also, we classify each operation as **segment-bound** iff it finishes in some segment, and **filter-bound** otherwise (namely filtered out due to a prior operation on the same item that finishes in the final slab).

The **key lemma** (Lemma 19) is that any operation that finishes in segment $S[m+k]$ takes $O(2^{m+k})$ delay to be processed by the final slab, which is ensured (Lemma 18) by the front-locking scheme and the balance invariants (Lemma 16).

Then M_2 takes $O(W_L + e_L \cdot \log p)$ effective work for some linearization L of D , and here is the intuitive proof sketch:

1. The work divides into **segment work** (done by the slabs) and **non-segment work** (cutting and sorting batches, and filtering).
2. The segment work can be divided per operation; segment $S[k]$ does $O(2^k)$ work per operation that reaches it (Lemma 20).
3. The cutting work is $O(1)$ per operation, and the (overall) sorting work is $O(W_L + e_L \cdot \log p)$ for some linearization L of D (Lemma 10). The filtering work is $O(\log p)$ per filtered operation, which can be ignored since each filtered operation already took $\Omega(\log p)$ work in the first slab. Similarly we can ignore the work done in passing the batch through $S[m-1]$.
4. The segment work on segment-bound operations is $O(W_{L'})$ for some linearization L' of D (Lemma 21; proven using Lemma 6 like we did for M_1).
5. The segment work on filter-bound operations is $O(W_{L'})$ too:
 - (a) We can ignore work during **high-busy steps** (where Q_1 has at least $\frac{1}{2}p$ ready nodes), because the final slab takes $O(W_{L'})$ work and so there are $O\left(\frac{W_{L'}}{p}\right)$ high-busy steps.
 - (b) We can ignore every **high-busy run** of $S[0..m-2]$ (namely with at least half its steps high-busy), because its work is $O(1)$ times the work during high-busy steps.
 - (c) High-idle runs of $S[0..m-2]$ take $O(W_{L'})$ total work.
 - i. Every filter-bound operation is filtered out due to some operation in the final slab. So take any operation X on item x that finishes in a final slab segment $S[k]$.
 - ii. During each high-idle run (which takes $\Omega(\log p)$ high-idle steps), the processing of X is not blocked by any Q_2 -thread (since $S[0..m-2]$ does not hold any neighbour-lock or filter-lock), so each high-idle step ‘reduces’ its remaining delay, which by the **key lemma** (Lemma 19) is $O(2^k)$.
 - iii. Therefore the work done on x by high-idle runs while X is in the final slab is $O(1)$ times the work done by the final slab on X .

Moreover, M_2 takes $O\left(\frac{W_L}{p} + d \cdot (\log p)^2 + s_L\right)$ effective span for some linearization L of D :

1. The effective span is the time taken to run the execution DAG on infinitely many processors, where each M_2 -node takes unit time while every other node takes zero time.
2. There are $O\left(\frac{W_{L'}}{p}\right)$ **filter-full steps** (steps in which the filter has size at least p). To see why, let every operation in the final slab consume a token on each step. Then each filter-full step consumes at least p tokens. But by the **key lemma** (Lemma 19) the total token consumption is just $O(1)$ times the total work in the final slab, which amounts to $O(W_{L'})$ (Lemma 21).
3. There are $O\left(\frac{N}{p} + d \cdot (\log p)^2 + s_{L^*}\right)$ **filter-empty steps** (filter size at most p) for some linearization L^* of D , where N is the number of M_2 -calls, because each operation essentially has the following path:
 - (a) It waits $O((\log p)^2)$ filter-empty steps for the current cut batch in the first slab.
 - (b) Then it waits $O\left(\frac{b^*}{p}\right)$ filter-empty steps per intervening cut batch of size $b^* = p^2$.
 - (c) Finally it takes $O((\log p)^2 + \log r)$ steps to pass through the slabs where r is its access rank according to L^* , by the **key lemma** and the rank invariant (Lemma 24).

We shall now give the details. For the purpose of our analysis, we consider a segment to be **running** iff it has acquired all neighbour-locks and has not released them. We also consider an operation to be **in** segment $S[k]$ exactly when it is in the buffer of $S[k]$ or is being processed by $S[k]$ up to **step 4h** (inclusive). Likewise, we consider an item that is found in $S[k]$ and to be searched/updated to remain in $S[k]$ until it is **shifted** to $S[m']$ (in **step 4d**).

We begin by showing that M_2 remains ‘balanced’; each non-terminal segment has size not too far from capacity.

Definition 15 (M_2 Segment Holes). We say that a segment $S[k]$ has c **holes** if $S[k]$ is not the terminal segment but has c fewer items than its capacity. (If $S[k]$ exceeds capacity then it has no holes.)

Lemma 16 (M_2 Balance Invariants). The following balance invariants hold:

1. If $S[m]$ is not running or does not exist, then $S[m-1]$ does not exceed capacity (if it exists).
2. If the interface is not running, $S[0..m-2]$ has no holes, and $S[m-1]$ has at most d holes where d is the number of successful deletions in $S[m]$.
3. Each final slab segment $S[k]$ has at most $3 \cdot 2^{2^k}$ items.
4. If a final slab segment $S[k]$ is not running, $S[0..k-1]$ is at most $2p^2$ below capacity.

Proof. Let f be the filter size. Then $f \leq 2p^2$ always, since the interface only runs if $f \leq p^2$, on a batch of size at most p^2 .

Invariant 1

$S[m-1]$ can only exceed capacity when $S[m]$ runs, and $S[m]$ restores the invariant (in [step 4g](#)) before it finishes running.

Invariant 2

Only the interface creates more holes in $S[0..m-1]$ (in [step 3](#)), each corresponding to a unique successful deletion that is inserted into the buffer of $S[m]$, and so just after the interface finishes running $S[0..m-1]$ has at most d holes where d is the number of successful deletions in $S[m]$, and all the holes must be in $S[m-1]$ since $d \leq 2p^2 \leq 2^{2^{m-1}}$. Once $S[m]$ runs, $S[m-1]$ will have no holes, because either $S[m]$ was the terminal segment or $S[m]$ had at least $2^{2^m} - 2p^2 \geq d$ items by Invariant 4.

Invariants 3,4

To establish Invariants 3,4, we shall prove sharper invariants. Let $e(k)$ be the total size of $S[0..k-1]$ minus their total capacity. Let $u(k)$ be the number of unfinished operations in $S[k+1..l]$. Let $d(k)$ be the number of successful deletions in $S[m..k]$. Then the following invariants hold:

- (A) If a final slab segment $S[k]$ is not running, $e(k) + u(k) \leq 2p^2$.
- (B) For each final slab segment $S[k]$, we always have $e(k) \leq 4p^2$.
- (C) $e(l+1) \leq 2p^2$.
- (D) If a final slab segment $S[k]$ is not running, $e(k) + d(k) \geq 0$.

Firstly, (A) holds for $S[m]$, because $u(m) \leq f \leq 2p^2$ and $e(m) \leq 0$ by Invariant 1 since the interface does not insert any item. Thus by induction it suffices to show that (A) holds for $S[k]$ where $k > m$ assuming (A) holds for $S[k-1]$. This can be done by the following observations:

- ✧ When $S[k]$ is not running, $e(k) + u(k)$ never increases, because each search/update/deletion in $S[0..k-1]$ does not increase $e(k)$ or affect $u(k)$, and each operation that finishes in $S[k+1..l]$ increases $e(k)$ by at most 1 but decreases $u(k)$ by 1.
- ✧ When $S[k]$ is newly created, $e(k) \leq 2p^2$ by (C) since $S[k-1]$ was the previous terminal segment, and $u(k) = 0$.
- ✧ When $S[k]$ is running, $S[k-1]$ is not running. Thus just after $S[k]$ finishes running, $e(k) \leq e(k-1)$ since $S[k-1]$ does not exceed capacity (due to [step 4g](#)), and $u(k) = u(k-1)$ since $S[k]$ has an empty buffer. Thus $e(k) + u(k) \leq e(k-1) + u(k-1) \leq 2p^2$ by (A) for $S[k-1]$.

We now establish (B) using (A). Consider each final slab segment $S[k]$ run. Just before that run, $e(k) \leq 2p^2$ by (A), and there are at most $2p^2$ unfinished operations in $S[k..l]$. During that run, no new operation enters $S[k..l]$, and $e(k)$ increases by at most 1 for each unfinished operation in $S[k..l]$ that finishes. Thus $e(k) \leq 4p^2$ throughout that run.

Next we establish (C). Note that the terminal segment is only changed by the interface or the previous terminal segment, and so when the terminal segment $S[l]$ is not running, $e(l+1)$ never increases because no insertions finish. It suffices to observe the following:

- ✧ Just after $S[l]$ is newly created, it does not exceed capacity and so $e(l+1) \leq e(l) \leq 2p^2$.
- ✧ Just before $S[l+1]$ was removed (making $S[l]$ the new terminal segment), $S[l+1]$ had finished running, and so $S[l]$ did not exceed capacity, and hence $e(l+1) \leq e(l) \leq 2p^2$ by (A) for $S[l]$.
- ✧ Whenever $S[l]$ runs and does not create a new terminal segment, just before that run $S[l-1, l]$ do not exceed total capacity and so $e(l+1) \leq e(l-1)$ at that point. There are two cases:
 - ✧ If $l = m$: Just before that run, $e(l-1) \leq 0$ since $S[0..m-2]$ do not exceed capacity, and $S[l]$ has at most $2p^2$ operations. During that run, $e(l+1)$ increases by at most 1 per unfinished operation in $S[l]$, and hence after that run $e(l+1) \leq 2p^2$.
 - ✧ If $l > m$: Just before that run, $e(l-1) + u(l-1) \leq 2p^2$ by (A) for $S[l-1]$, and $S[l]$ has $u(l-1)$ operations. During that run, $e(l+1)$ is increased only by 1 per unfinished operation in $S[l]$, and hence after that run $e(l+1) \leq 2p^2$.

Finally we establish (D). Firstly, (D) holds for $S[m]$ by Invariant 2. Thus by induction it suffices to show that (D) holds for $S[k]$ where $k > m$ assuming (D) holds for $S[k-1]$. This can be done by the following observations:

- ✧ Any search/update/insertion that finishes does not decrease $e(k)$.
- ✧ If $S[k]$ is not running, any deletion that succeeds in $S[0..k-1]$ decreases $e(k)$ by 1 but increases $d(k)$ by 1.
- ✧ When $S[k]$ is newly created by an $S[k-1]$ run, after that run $S[k-2]$ does not exceed capacity (due to [step 4g](#)) and so for each hole in $S[k-1]$ there will be at least 1 successful deletion in $S[k]$, and hence $e(k) + d(k) \geq e(k-1) + d(k-1) \geq 0$ by (D) for $S[k-1]$.
- ✧ When $S[k]$ runs, $e(k) + d(k) \geq 0$ after the run because:
 - ✧ If after the run $S[k-1]$ is exactly full, then at that point $e(k) = e(k-1)$ and $d(k) \geq d(k-1)$, and $e(k-1) + d(k-1) \geq 0$ by (D) for $S[k-1]$.
 - ✧ If after the run $S[k-1]$ is below capacity and $S[k]$ still exists, the run must have made d' frontward transfers (in [step 4h](#)) where d' was the number of successful deletions in $S[k]$ at the start of that run. Thus the run increased $e(k)$ by at least d' , and decreased $d(k)$ by d' .

Finally we can establish Invariants 3,4. By both (B) and (C), for each final slab segment $S[k]$ we have $e(k+1) \leq 4p^2$, and hence $S[k]$ has size at most $\sum_{i=0}^k 2^{2^i} + 4p^2 \leq 2 \cdot 2^{2^k} + 2^{2^m} \leq 3 \cdot 2^{2^k}$. By (D), if a final slab segment $S[k]$ is not running, then $-e(k) \leq d(k) \leq f \leq 2p^2$ and hence $S[0..k-1]$ is at most $2p^2$ below capacity. \diamond

Corollary 17 (M_2 Segment Access Bound). Each batch operation on a parallel 2-3 tree in segment $S[k]$ where $k \geq m-1$ takes $\Theta(2^k)$ work per operation in the batch and $\Theta(\log p^2 + 2^k) \subseteq \Theta(2^k)$ span.

Now we can prove a delay bound on the ‘front access’ (through the front-locks) by each final slab segment.

Lemma 18 (M_2 Front Access Bound). Any segment $S[m+k]$ takes $O(2^{m+k})$ total delay to acquire the front-locks $FL[0..k]$ and run the front-locked section (in-between) and then release $FL[0..k]$. And similarly the interface takes $O(2^m)$ delay to acquire $FL[0]$ and run the front-locked section and then release $FL[0]$.

Proof. The front-locked section takes $O(2^m)$ delay, since each operation on a parallel 2-3 tree in $S[m-1, m]$ takes $O(2^m)$ span by [Corollary 17](#). We shall show by induction that any segment $S[i]$ that has acquired $FL[k]$ will release $FL[k]$ within $c \cdot 2^{m+k}$ delay, where c is a constant chosen to make it true when $k = 0$. If $k > 0$, then $S[i]$ next attempts to acquire $FL[k-1]$, and if it fails then $S[m+k-1]$ must now be holding it and will release it within $c \cdot 2^{m+k-1}$ delay by induction, and then $S[i]$ will actually acquire $FL[k-1]$ and then will release $FL[k]$ within $c \cdot 2^{m+k-1}$ delay by induction, which in total amounts to $c \cdot 2^{m+k}$ delay. Therefore any segment $S[m+k]$ that attempts to acquire $FL[k]$ will wait at most $c \cdot 2^{m+k}$ delay for any current holder of $FL[k]$ to release it, and then take at most $c \cdot 2^{m+k}$ delay to run its front-locked section and release $FL[0..k]$, which is in total $O(2^{m+k})$ delay. Similarly for when the interface attempts to acquire $FL[0]$. \diamond

Then we can prove the *key lemma*:

Lemma 19 (M_2 Final Slab Bound). Take any segment $S[k]$ where $k \geq m$, and any operation X . Then $S[k]$ runs within $O(2^k)$ delay. So if X finishes in segment $S[k]$ then the processing of X in the final slab takes $O(2^k)$ delay.

Proof. Once any $S[k]$ acquires the second neighbour-lock, it will finish within $O(2^k)$ delay, since the operations on the parallel 2-3 trees takes $O(2^k)$ span by [Corollary 17](#), the front access take $O(2^k)$ delay by [Lemma 18](#), and inserting the unfinished operations into the buffer of $S[k+1]$ takes $O(\log p)$ span. Thus once any $S[k]$ acquires the first lock, it waits $O(2^k)$ delay for the holder of the second lock to finish, and then itself finishes within $O(2^k)$ delay. And once the interface acquires the lock shared with $S[m]$, it will finish within $O(2^m)$ delay by [Lemma 18](#). Thus any $S[k]$ when run will acquire both locks within $O(2^k)$ delay, and then itself finish within $O(2^k)$ delay. Therefore, the final slab takes $O(\sum_{i=m}^k 2^i) \subseteq O(2^k)$ delay to process any operation that finishes in $S[k]$. \diamond

To bound the total work, we begin by partitioning it per operation:

Lemma 20 (M_2 Segment Work). We can divide the **segment work** (work done on segments) in M_2 among the operations in the following natural way — each segment $S[k]$ does $\Theta(2^k)$ work per operation it processes.

Proof. If $k < m$, then the proof is the same as for [M₁ Segment Work \(Lemma 11\)](#). So consider only $k \geq m$. The front-locking takes $O(k) \subseteq O(2^k)$ work, and both accessing the filter and inserting into the buffer of $S[k+1]$ take $O(\log p) \subseteq O(2^k)$ work per operation. Accessing the parallel 2-3 trees takes $\Theta(2^k)$ work per item by [Corollary 17](#). Thus searching for the accessed items in $S[k]$ takes $O(2^k)$ work per operation, and frontward transfers (in [step 4h](#)) can be paid for by the successful deletions.

All that remains is to pay for the rearward transfers (in [step 4g](#)). Define the charge for a rearward transfer from $S[k-1]$ to $S[k]$ to be 2^{k-1} . Let C be the minimum total charge for rearward transfers needed to make every segment not exceed capacity. Then each search/update/insertion that finishes in $S[k]$ increases C by at most the total charge for a cascade of rearward transfers that returns the shifted/inserted item to its original segment, which is less than 2^k . And each rearward transfer done by $S[k]$ is necessary to make $S[k-1]$ not exceed capacity, so it decreases C by at least 2^k . Therefore the searches/updates/insertions can pay for the rearward transfers. \diamond

We are now ready to bound the core work done by M_2 :

Lemma 21 (M_2 Core Work). M_2 takes $O(W_L)$ segment work on segment-bound operations, for some linearization L of D .

Proof. As we did for M_1 , we pretend that a deleted item is marked rather than removed, and marked items are transferred to the next segment when it runs, and are removed only at the last segment.

Then we use the [Working-Set Cost Lemma \(Lemma 6\)](#) on the list R of the items in M_2 (including marked items) in order of segment followed by recency within the segment, where R is updated when each segment $S[k]$ finishes processing each batch as follows:

- ✧ If $k < m$, then update the sublist of R for $S[0..k]$.
- ✧ If $k \geq m$, then update the sublist of R for $S[k-1]$ and $S[k]$, and if $S[k+1]$ was just created to hold newly inserted items then update the sublist of R for $S[k+1]$ as well.

To apply the lemma, we construct a sequence G of list operations on R that simulate the updates to R in the actual execution A of M_2 as follows:

- ✧ Shift successfully searched/updated items in A : Search for them in reverse order (from back to front in R).
- ✧ Shift marked (to-be-deleted) items in A : Demote them.
- ✧ Insert items in A : Insert in the desired positions.
- ✧ Remove marked items in A : Delete them.

Each segment $S[k]$ takes $O(2^k)$ work per operation that reaches it, by [\$M_2\$ Segment Work \(Lemma 20\)](#). Note that each searched item in $S[k]$ where $k \geq m$ has rank in R at least $2^{2^{k-1}}$ before the shift and at most $2 \cdot 2^{m'-1}$ after the shift where $m' = \min(m, k-1) < k$, since at that point $S[0..m'-1]$ does not exceed capacity by [\$M_2\$ Balance Invariants \(Lemma 16\)](#). So just as for M_1 , the conditions of [Lemma 6](#) are satisfied for G on R , and hence M_2 takes $O(W_G)$ segment work on segment-bound operations. Now let L be the same as G but with each operation expanded to the original sequence of operations that were finished together with that one (according to the list in the filter entry). Clearly $W_G \leq W_L$, so we are done. \diamond

We now have the needed lemmas to bound the effective work of M_2 .

Theorem 22 (M_2 Effective Work). M_2 takes $O(W_L + e_L \cdot \log p)$ effective work for some linearization L of D .

Proof. We shall follow the same techniques as in the proof of [\$M_1\$ Effective Work](#). We can ignore the work done to transform the input batches from the parallel buffer into cut batches of size p^2 , since it takes $O(1)$ work per operation. Sorting the cut batches takes $O(W')$ work where $W' = W_L + e_L \cdot \log p$ for some linearization L by [Batch-Sorting Cost Lemma \(Lemma 10\)](#) with the choice of $\varepsilon = \frac{1}{2}$.

We divide the segment work done among the operations as per [Lemma 20](#). Then the segment-bound operations take $O(W_{L'})$ total segment work for some linearization L' of D , by [\$M_2\$ Core Work \(Lemma 21\)](#). We can ignore the work done by $S[m-1]$ and the filter, since that is $O(\log p)$ work per operation, each of which had already taken $\Omega(\log p)$ segment work in $S[0..m-2]$. Thus we just have to show that the filter-bound operations take $O(W_{L'})$ total work in $S[0..m-2]$.

We classify each time step as a **high-busy step** iff Q_1 has at least $\frac{1}{2}p$ ready nodes, and as a **high-idle step** otherwise. On each high-busy step, $\frac{1}{2}p$ ready nodes generated for the final slab will be executed (by the weak-priority scheduler). Since the final slab takes $O(W_{L'})$ work in total by the preceding analysis, there can be only $O\left(\frac{W_{L'}}{p}\right)$ high-busy steps, which hence take $O(W_{L'})$ work.

Now consider each first slab run (M_2 interface [step 3](#)) as comprising an $S[0..m-2]$ run and then an $S[m-1]$ run (where only the latter is neighbour-locked and front-locked). We classify each $S[0..m-2]$ run as a **high-busy run** iff at least half the time steps during the run are high-busy steps, and as a **high-idle run** otherwise. During each high-busy run, the total work is $O(1)$ times the work during high-busy steps, since every high-busy step does $\Theta(p)$ work. Thus we can ignore the work done during high-busy runs, and it remains to show that high-idle runs do $O(W_{L'})$ work on filter-bound operations.

Note that every filter-bound operation is trapped in the filter due to some operation that finishes in the final slab. So take any operation X on item x that finishes in segment $S[k]$ in the final slab, and consider the time interval Z when X is in the final slab (after being put in the buffer for $S[m]$). Let Γ be the remaining computation for the processing of X , which initially has delay $O(2^k)$ by [M₂ Final Slab Bound \(Lemma 19\)](#), and note the following:

- ✧ At any high-idle step, all ready Q_1 -nodes are executed.
- ✧ During any $S[0..m-2]$ run, the interface is not holding any neighbour-lock or front-lock.

These imply that during Γ , at any high-idle step during an $S[0..m-2]$ run, the delay of $\Delta(\alpha)$ is reduced for each acquire-stall node α in Γ (by structural induction), and hence the delay of Γ is reduced. Thus there are $O(2^k)$ such steps during Z . Finally observe that each $S[0..m-2]$ run takes $\Omega(\log p)$ high-idle steps, and hence at most $O\left(1 + \frac{2^k}{\log p}\right)$ $S[0..m-2]$ runs overlap Z , and they do at most $O(\log p + 2^k) \subseteq O(2^k)$ work on x , which is $O(1)$ times the work done on X . Summing over all operations X that finish in the final slab, at most $O(W_L)$ total work is done during $S[0..m-2]$ runs on filter-bound operations. \diamond

At last, we tackle the effective span bound for M_2 .

Definition 23 (M_2 Time Linearization). We say that a linearization L of D is a **time linearization** if the following hold:

1. L orders operations by when they finish (for those finished by the final slab this is defined to be when [step 4d](#) is run).
2. For operations that finish at the same time in the same segment, L puts searches/updates/insertions in reverse order of how the items are inserted into $S[m']$ (in [step 4d](#)).

Lemma 24 (M_2 Rank Invariant). Every item x in the final slab is within the first r items of the final slab, where r is the number of distinct items searched/updated/inserted since the last (combined) operation that shifted/inserted x (in [step 4d](#)), according to any time linearization.

Proof. The shifts/inserts can be simulated by individual shifts/inserts of items in the same order as the time linearization, such that every item x that is shifted/inserted is placed at the front of $S[m']$, at which point the invariant is preserved for x . Between consecutive accesses to x , every item searched/updated/inserted can move x rearward in M_2 by at most 1 position. \diamond

Theorem 25 (M_2 Effective Span). M_2 takes $O\left(\frac{W_L}{p} + d \cdot (\log p)^2 + s_L\right)$ effective span for some linearization L of D .

Proof. Similar to the proof of [M₁ Effective Span](#), we shall find the time taken to execute the actual execution DAG for P using M_2 on an unlimited number of processors when each M_2 -node takes unit time while every other node takes zero time. We classify each time step as a **filter-full** step iff the filter has size at least p , and as a **filter-empty** step otherwise. And we shall separately count them.

In both cases we shall utilize the [M₂ Final Slab Bound \(Lemma 19\)](#).

Filter-full steps

Each operation o that finishes in a final slab segment $S[k]$ takes $\Theta(2^k)$ work in the final slab as per [M₂ Segment Work \(Lemma 20\)](#), but stays in the final slab for only $O(2^k)$ steps by [Lemma 19](#). Let K be the collection of all pairs (i, o) such that an operation o is in a final slab segment at step i . Then $\#(K) \in O(W_L)$ for some linearization L of D by [M₂ Core Work \(Lemma 21\)](#), and hence there are $O\left(\frac{W_L}{p}\right)$ filter-full steps since at least p operations are in the final slab at each filter-full step.

Filter-empty steps

Put a counter at each M_2 -call in the program DAG D , initialized to zero, and on each filter-empty step increment the counter at every pending M_2 -call. Then the number of filter-empty steps is at most the final counter-weighted span of D , which we shall now bound.

Take any path C in D . Let L' be the time linearization of D that puts each M_2 -call along C before all the other operations that finish together with it (this is permissible because all operations that finish together are independent in D). Consider each M_2 -call X on C that accesses item x . We will trace the ‘journey’ of X from the parallel buffer in an uncut batch U of size u to a cut batch B to the end of M_2 . Let r be the access rank of X according to L' . For convenience we first observe the following:

- ✧ Each uncut batch of size u takes $O(\log p + \log u)$ steps to be flushed from the parallel buffer, and $O\left(\log u + \frac{u}{p^2}\right)$ steps to be cut and added/appended to the bunches in the feed buffer. In total this is $O\left(\log p + \log u + \frac{u}{p^2}\right) \subseteq O\left(\log p + \frac{u}{p}\right)$ steps.
- ✧ Each cut batch has size at most p^2 , and hence takes $O(\log p)$ steps to be converted from the bunch in the feed buffer, $O((\log p)^2)$ steps to be sorted and combined, and $O(\log p + 2^k)$ steps in segment $S[k]$ for each $k \in [0..m-1]$. ($S[m-1]$ takes $O(\log p)$ delay by [M₂ Front Access Bound \(Lemma 18\)](#).) Thus each cut batch takes $O((\log p)^2)$ steps in the first slab, since $m \in \log O(\log p)$. After that, filtering the remaining batch takes $O(\log p)$ steps. In total this is $O((\log p)^2)$ steps.

At the start, X waits in the parallel buffer for the previous uncut batch of size u' to be processed, taking $O(\log p + \frac{u'}{p})$ steps. Next, the M_2 interface processes the current cut batch B' , taking $O((\log p)^2)$ steps. Then some filter-full steps elapse before M_2 is again ready, at which point U is processed, taking $O(\log p + \frac{u}{p})$ steps. After that, X waits for some i intervening cut batches, each of which has size $b^* = p^2$ and hence takes $O((\log p)^2) \subseteq O(\frac{b^*}{p})$ filter-empty steps each. (More filter-full steps may elapse in-between the cut batches.)

Then, X is passed through the segments of M_2 in some combined operation Y . If Y finishes in the first slab, then it takes $O((\log p)^2)$ steps to finish. Otherwise, let Z be Y if Y is segment-bound, and otherwise let Z be the prior operation on the same item x that was in the final slab when Y gets trapped in the filter. Then Z finishes in some final slab segment $S[k]$. Just before that $S[k]$ run, x must be within the first r items of $S[m..l]$ by [M₂ Rank Invariant \(Lemma 24\)](#), and $S[0..k-1]$ is at most $2p^2$ below capacity by [M₂ Balance Invariants \(Lemma 16\)](#), and so $\sum_{i=0}^{m-1} 2^{2^i} + r \geq \sum_{i=0}^{k-1} 2^{2^i} - 2p^2$, which gives $2^{2^m} + r \geq 2^{2^{k-1}} - 2p^2$ and hence $2^{k-1} \leq \log(r + 2^{2^m} + 2p^2) \in O(\log p + \log r)$. Thus Z takes $O(\log p + \log r)$ steps in the final slab, and the filter entry for x has $O(\log p + \log r)$ combined operations, and so Y will finish within $O(\log p + \log r)$ steps after Z .

Hence Y takes $O((\log p)^2 + \log r)$ steps to be passed through the segments of M_2 , after which the result for X is returned within $O(\log p)$ steps (since Y comprises at most p^2 operations). Thus X takes $O(\log p + \frac{u}{p} + \frac{u'}{p} + (\log p)^2 + \frac{i \cdot b^*}{p} + \log r)$ steps in total. Also, no two M_2 -calls on the path C can wait for the same intervening batch. Thus over all counters at M_2 -calls on C , each of $u, u', i \cdot b^*$ will sum up to at most the total number N of M_2 -calls, and hence the counter-weighted span of C is $O(\frac{N}{p} + d \cdot (\log p)^2 + s_{L'})$.

Therefore the final counter-weighted span of D is $O(\frac{N}{p} + d \cdot (\log p)^2 + s_{L^*})$ where L^* is the linearization of D that maximizes s_{L^*} , as desired. \diamond

This concludes our analysis of M_2 .

8 Practical Schedulers

The bounds on the effective work and span in [Section 6](#) and [Section 7](#) apply if we use a greedy scheduler for M_1 and a weak-priority scheduler ([Section 7.2](#)) for M_2 . In practice, we do not have such schedulers. But a work-stealing scheduler⁸ for M_1 gives the desired time bound ([Theorem 3](#)) on average, as essentially shown in [\[10, 5\]](#).⁹

As for M_2 , dedicating $\frac{1}{2}p$ processors to a greedy scheduler for Q_1 -nodes and the other $\frac{1}{2}p$ processors to another greedy scheduler for Q_2 -nodes gives a weak-priority scheduler as required for M_2 . Replacing each greedy scheduler by a work-stealing scheduler should yield the desired time bound ([Theorem 4](#)) on average.

9 Conclusions

This paper presents two parallel working-set data structures, both nearly achieving the working-set bound in their effective work, and the faster version having a lower overhead in its effective span by using careful pipelining. Pipelining techniques to reduce the span of data structure operations have been explored before [\[8\]](#). Our results indicate that implicit batching, especially combined with pipelining, has promise in the design of parallel data structures. As a future research direction, it would be interesting to see if these ideas apply to other data structures, in particular, self-adjusting data structures such as splay trees that provide good amortized performance (rather than worst-case performance) and/or randomized data structures.

Appendix

Here we spell out the data structures, locking mechanisms and supporting theorems that we have used in our paper.

⁸ To ensure that each processor can access its own deque in $O(1)$ time, the deque is guarded by a dedicated lock ([Definition 37](#)) with 2 keys, 1 for the processor and 1 for the external interface through which other processors access the deque. The external interface is guarded by another dedicated lock with 1 key for each processor.

⁹ The results in [\[10\]](#) are for strict computations in an atomic message passing model, but the proof of the time bound carries over to the QRMW parallel pointer machine model in the same manner as done in [\[5\]](#).

A.1 Parallel Buffer

We can use any parallel buffer implementation that takes $O(p+b)$ work and $O(\log p + \log b)$ span per batch of size b , and is such that (regardless of the scheduler) any operation that arrives will be included in the batch that is being flushed or in the next batch, and it always has at most $\frac{1}{2}p+q$ ready nodes (active threads) where q is the number of operations that are currently buffered or being flushed. Then the parallel buffer overhead is given by the following theorem.

Theorem 26 (Parallel Buffer Cost). Take any program P using a batched data structure M on p processors using any greedy scheduler. Let E be the actual execution DAG of P using M . The **buffer's effective cost** (see Definition 5) is defined as $\frac{t_1}{p} + t_\infty$, where t_1 is the total number of buffer nodes in E , and t_∞ is the maximum number of buffer nodes on any path in E . Then the buffer's effective cost is $O\left(\frac{T_1 + w_M}{p} + d \cdot \log p\right)$, where w_M is the effective work taken by M and d is the maximum number of M -calls on any path in the program DAG D for P .

Proof. Let N be the total number of operations on M . Consider each batch B of b operations on M . Let t_B be span taken by the buffer on B . If $b \leq p^2$, then $t_B \in O(\log p)$. If $b > p^2$, then $t_B \in O(\log b) \subseteq O\left(\frac{b}{p}\right)$. Thus $t_B \in O\left(\frac{b}{p} + \log p\right)$ and hence $t_\infty \in O\left(\frac{N}{p} + d \cdot \log p\right)$.

Now consider the execution of E . At each time step, the buffer is processing at most two consecutive batches, so we shall analyze the buffer work done during the time interval for each pair of consecutive batches B and B' , where B has b operations and B' has b' operations.

If $b+b' \geq \frac{5}{6}p$, then the buffer work done on B and B' is $O(b+b')$.

If $b+b' < \frac{1}{6}p$, then at least one of the following hold at each time step in this interval:

- ✧ At least $\frac{1}{6}p$ ready P -nodes in E are executed. These steps take at most $O(T_1)$ work over all intervals.
- ✧ At least $\frac{1}{6}p$ ready M -nodes in E are executed. These steps take at most $O(w_M)$ work over all intervals.
- ✧ At least $\frac{2}{3}p$ ready buffer nodes in E are executed, which is impossible since $b+b' + \frac{1}{2}p < \frac{2}{3}p$.
- ✧ Less than p ready nodes in E are executed. All ready buffer nodes in E are executed (by the greedy scheduling), so over all intervals there are $O(t_\infty)$ such steps, taking $O(p \cdot t_\infty)$ work.

Therefore $\frac{t_1}{p} \in O\left(\frac{T_1 + w_M}{p} + t_\infty\right)$, and hence the buffer's effective cost is $\frac{t_1}{p} + t_\infty \in O\left(\frac{T_1 + w_M}{p} + d \cdot \log(p)\right)$ since $N \leq T_1$. \diamond

The parallel buffer for each data structure can be implemented in the QRMW pointer machine model using a static BBT (balanced binary tree), with a sub-buffer (and its length) at each leaf node, with one sub-buffer for each processor, and a flag at each internal node. On every call to the data structure, the processor terminates the current thread and puts its continuation together with the call parameters into the sub-buffer for that processor. Then the processor walks up the BBT from leaf to root, test-and-setting each flag along the way, terminating if it was already set. On reaching the root, the processor activates the data structure's interface, which when ready will then flush the buffer, via a parallel recursion on the BBT to atomically swap out all the sub-buffers and then combine their contents in parallel, which it then passes to the data structure itself as a batch. The recursion simultaneously constructs a new static BBT for the new sub-buffers that have been swapped in, which the processors use for subsequent calls to that data structure.

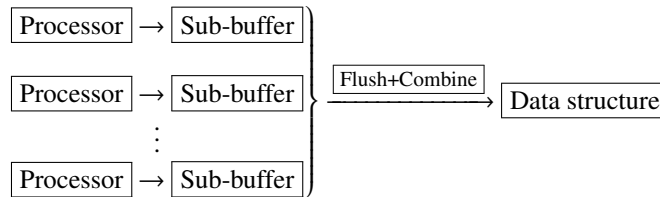


Figure 4: Data flow in the parallel buffer

Test-and-setting each flag in the BBT takes constant time, because at most two processors ever access it. The parallel buffer takes $O(p)$ work and $O(\log(p))$ span to initialize. Each data structure call takes $O(p)$ work and $O(\log(p))$ span for a processor to reach the root, because the flags ensure that only $O(1)$ work is done per node in traversing the BBT, and flushing the buffer on a batch of size b takes $O(p+b)$ work and $O(\log(p) + \log(b))$ span. Thus the total cost for the batch is $O(p+b)$ work and $O(\log(p) + \log(b))$ span.

It remains to implement the sub-buffer to support $O(1)$ worst-case time insert but $O(\log(b))$ flushing where b is the current size. This can be done by filling in a complete binary tree in each level from left to right, assisted by maintaining a linked list through each level and a pointer to the leftmost leaf node, which we can construct from the linked list for the parent level as we fill in the current level. Flushing is trivial.

A.2 Batched Parallel 2-3 Tree

The batched parallel 2-3 tree that we use in our parallel working-set maps can be implemented by adapting the parallel 2-3 dictionary described in [34] to the QRMW pointer machine model. A batched parallel 2-3 tree M supports the following batched operations (where n is the number of items in M before the batch):

1. **Normal batch operation:** Given any item-sorted input batch B of b operations on distinct items, M performs all the operations in B , and returns an output batch B' containing the results for the operations stored in the same order as in B , all within $\Theta(b \cdot \log n)$ work and $O(\log b + \log n)$ span.
 - ✧ The **result** for each operation is a direct pointer to the item in M (or *null* if deleted).
 - ✧ A **direct pointer** is an object from which one can access the item itself (and read/modify any attached value).
2. **Reverse-indexing operation:** Given any (unsorted) input batch B of b direct pointers to distinct items in M , M returns an output batch B' that is an item-sorted batch of the same items pointed to by the direct pointers in B , all within $\Theta(b \cdot \log n)$ work and $O(\log b + \log n)$ span.

A.3 Sorting Theorems

In the comparison model the items in the search problem can come from any arbitrary set S that is linearly ordered by a given comparison function. We shall also assume that S has at least two items. As is standard, let S^n be the class of all length- n sequences from S . Search structures can often be adapted to implement a sorting algorithm¹⁰, in which case any lower bound on complexity of sorting sequences from S^n typically implies a lower bound on the costs of the search structure with n items. For the proofs of *M₁ Effective Work* and *M₂ Effective Work* we need a crucial lemma that the entropy bound is a lower bound for (comparison-based) sorting up to a constant factor, even in the average case, as precisely stated below.

Definition 27 (Normalized Frequencies). We say that $q_1 \dots q_u$ are **normalized frequencies** if $q_1 \dots q_u \in \mathbb{R}^+$ and $\sum_{i=1}^u q_i = 1$. Let $\text{Seq}(n, q)$ be the class of sequences in S^n with normalized item frequencies q .

Theorem 28 (Sorting Entropy Bound). Take any normalized frequencies $q_1 \dots q_u$, and let $C = \text{Seq}(n, q)$. Then any sorting algorithm A on S^n requires at least $\max(\frac{n-1}{5} \cdot H, n-1)$ comparisons on average for input sequences from C , where $H = \sum_{i=1}^u q_i \cdot \ln(\frac{1}{q_i})$ is the entropy of C per element. Asymptotically, A requires $\Omega(n \cdot H + n)$ comparisons on average for input sequences from C .¹¹

Proof. Take any correct sorting algorithm A on S^n . If $u = 1$ or $n = 1$ then $\frac{n-1}{5} \cdot H = 0$ and so the claim holds. Therefore we can assume that $u > 1$ and $n > 1$. If $H \leq 5$ then $\frac{n-1}{5} \cdot H \leq n-1$ and so the claim holds, since A needs at least $n-1$ comparisons, otherwise if every comparison returns equality then the graph with comparisons as edges has at least 2 connected components and it cannot be determined whether their items are equal or not. Therefore we can assume that $H > 5$.

Note that for every $x \in \mathbb{Z}^+$ we have $\int_1^x \ln(x) \leq \ln(x!) \leq \frac{1}{2} \ln(1) + \int_1^x \ln(x) + \frac{1}{2} \ln(x)$ since \ln is concave, and hence $x \cdot \ln(x) - x + 1 \leq \ln(x!) \leq x \cdot \ln(x) - x + 1 + \frac{1}{2} \ln(x)$. Thus $\ln(\#(C)) = \ln\left(\frac{n!}{\prod_{i=1}^u (n \cdot q_i)!}\right) \geq n \cdot \ln(n) - n - \sum_{i=1}^u (n \cdot q_i \cdot \ln(n \cdot q_i) - n \cdot q_i + 1 + \frac{1}{2} \ln(n \cdot q_i))$
 $= n \cdot H - u - \frac{1}{2} \sum_{i=1}^u \ln(n \cdot q_i) \geq n \cdot H - n - \frac{u}{2} \cdot \ln(n)$. Also we have $\frac{n}{2} \cdot H \geq \frac{n}{2} \cdot (u-1) \cdot (\frac{1}{n} \cdot \ln(n)) = \frac{u-1}{2} \cdot \ln(n)$ by smoothing, and hence $\ln(\#(C)) \geq \frac{n}{2} \cdot H - n - \frac{1}{2} \cdot \ln(n)$. And since $\frac{\ln(n)}{n} \leq \frac{1}{e}$, we get $\ln(\#(C)) \geq n \cdot (\frac{1}{2}H - 1 - \frac{1}{2e}) > n \cdot \frac{\ln(3)}{5} \cdot H$, and hence $\log_3(\#(C)) \geq \frac{n}{5} \cdot H > \frac{n-1}{5} \cdot H$.

Let T be the ternary tree corresponding to all possible executions of A on sequences from C , where each node corresponds to a comparison whose outcome determines the subtree that the execution will proceed to, and each leaf node corresponds to a terminal state. For each node v in T , let $N(v)$ be its child nodes, and let $c(v)$ be the number of leaf nodes reachable from v , and let $f(v)$ be the number of comparisons needed from that point on average. Then $f(v) = 0$ if v is a leaf node, and $f(v) = 1 + \frac{1}{c(v)} \cdot \sum_{w \in N(v)} (c(w) \cdot f(w))$ otherwise. If $f(w) \geq \log_3(c(w))$ for every $w \in N(v)$, then $f(v) \geq 1 + \log_3(\frac{1}{3} \cdot \sum_{w \in N(v)} c(w))$

¹⁰ A sorting algorithm on a class C of sequences is a procedure that given any input from C will output a list of pointers that corresponds to the input in sorted order.

¹¹ In fact no sorting algorithm takes $O(n \cdot H)$ steps on every sequence from C , since we require the implicit constant to not depend on the access distribution.

by Jensen's inequality, and hence $f(v) \geq \log_3(c(v))$. Thus by structural induction, $f(r) \geq \log_3(c(r))$ where r is the root node of T , and hence A needs at least $\log_3(\#(C))$ comparisons on average over all input sequences from C .

Therefore A needs $\max(\frac{n-1}{5} \cdot H, n-1) \in \Omega(n \cdot H + n)$ comparisons on average over all input sequences from C . \diamond

It also turns out that there is a sequential sorting algorithm $ESort$ on S^n that achieves the entropy bound (up to a linear discrepancy), as stated precisely in the subsequent definition and theorem.

Definition 29 (Sequential Entropy Sort). Let $ESort$ be the algorithm that does the following on an input sequence I :

Let D be a dictionary that stores items tagged with a list of pointers, implemented using Iacono's working-set structure. Iterate through each item in I , and insert it into D (with an empty list) if it is not already there, and then append its location in I to its list in D . For each segment in D , construct the sorted list of the (tagged) items in that segment. Merge these sorted lists in order of increasing capacity to obtain the sorted list L of the items in I , in which the tag of each item identifies all its duplicates in I . Expand each item in L to its tag, and output the resulting list of pointers.

Theorem 30 ($ESort$ Performance). Take any normalized frequencies $q_{1..u}$, and let $C = \text{Seq}(n, q)$. Then $ESort$ takes $\Theta(W) \subseteq O(n \cdot H + n)$ steps on every sequence $I \in C$, where W is the insert working-set bound (Definition 9) for I and $H = \sum_{i=1}^u \left(q_i \cdot \ln \left(\frac{1}{q_i} \right) \right)$.

Proof. Note that D satisfies the working-set property, and hence $ESort$ clearly takes $\Theta(W + n) = \Theta(W)$ steps on I . Let $c_i = n \cdot q_i$ be the number of occurrences of item i in the sequence, and $r_i(j)$ be the access rank of the j -th occurrence of item i . Then the first occurrence of each item takes $O(\log u + 1)$ steps since its access rank is at most u . By smoothing we get $n \cdot H \geq n \cdot (u-1) \cdot \left(\frac{1}{n} \cdot \ln n \right) \geq (u-1) \cdot \ln u$, and hence all the first accesses to the items takes $O(u \cdot \log u + u) \subseteq O(n \cdot H + \ln u + u) \subseteq O(n \cdot H + n)$ steps. Also, for each item i that occurs more than once, the subsequent accesses to item i takes $O\left(\sum_{j=2}^{c_i} (\log r_i(j) + 1)\right) < O\left(\sum_{j=2}^{c_i} \log r_i(j) + c_i\right)$ steps, and Jensen's inequality gives $\sum_{j=2}^{c_i} \log r_i(j) \leq (c_i - 1) \cdot \log\left(\frac{1}{c_i - 1} \sum_{j=2}^{c_i} r_i(j)\right) \leq c_i \cdot \log\left(\frac{2}{c_i} \cdot n\right) = c_i \cdot \log \frac{1}{q_i} + c_i$, and hence all the subsequent accesses to the items takes $O\left(\sum_{i=1}^u \left(n \cdot q_i \cdot \log \frac{1}{q_i} + c_i\right)\right) = O(n \cdot H + n)$ steps. Thus $W \in O(n \cdot H + n)$. Also, merging the segments into L takes $O(u)$ steps because each segment is at least twice the size of the preceding one (except possibly the last). Finally, expanding each item in L to its tag takes $O(n)$ steps. Therefore $ESort$ takes $\Theta(W) \subseteq O(n \cdot H + n)$ steps. \diamond

Theorem 31 (Worse-case Working-set Bound). Take any normalized frequencies $q_{1..u}$, and let $C = \text{Seq}(n, q)$. Then the working-set bound for inserting some sequence $I \in C$ is $\Omega(n \cdot H + n)$ where $H = \sum_{i=1}^u \left(q_i \cdot \ln \frac{1}{q_i} \right)$.

Proof. By the [Sorting Entropy Bound](#) let $I \in C$ such that $ESort(I)$ takes $\Omega(n \cdot H + n)$ comparisons, and let W be the working-set bound for inserting I . Since $ESort(I)$ takes $\Theta(W)$ steps (Theorem 30), we have $W \in \Omega(n \cdot H + n)$. \diamond

Finally we give a parallel sorting algorithm $PESort$ on S^n that achieves the entropy bound for work but yet takes only $O((\log n)^2)$ span, which we need in our parallel working-set map. Note that these algorithms work in the QRMW pointer machine model, in which input and output lists are stored in leaf-based BBTs (balanced binary trees with all items at the leaves).

Definition 32 (Parallel Entropy Sort). Let $PESort$ be the following parallel variant of Quicksort:

Use the [Parallel Pivot Algorithm](#) to pick a pivot from the two middle quartiles of the input list. Then partition the list around the pivot into a lower part and a middle part (equal to the pivot) and an upper part (parallelized via the standard prefix-sum technique). Then sort the lower and upper parts recursively. Finally concatenate the three parts.

Theorem 33 ($PESort$ Performance). Take any normalized frequencies $q_{1..u}$, and let $C = \text{Seq}(n, q)$. Then $PESort$ sorts every sequence from C , taking $O(n \cdot H + n)$ work and $O((\log n)^2)$ span, where $H = \sum_{i=1}^u \left(q_i \cdot \ln \frac{1}{q_i} \right)$.

Proof. Consider any item x with frequency r in the input sequence to $PESort$. At each pivoting stage, x will end up in either the middle part with size exactly r , or in a part with size at most $\frac{3}{4}$ of the list size, and hence traverses $O(\log \frac{k}{r})$ stages in the recursion. Therefore the partitioning steps and recursive calls take in total $O\left(\sum_{i=1}^u \left(n \cdot q_i \cdot \log \frac{n}{n \cdot q_i}\right)\right) = O(n \cdot H)$ work. The terminal stages take in total $O(n)$ work. Each concatenation takes $O(1)$ work because leaf-based BBTs with heights differing by $O(1)$ can be concatenated in $O(1)$ work. Also, each stage takes $O(\log n)$ span (Lemma 34), and the depth of the recursion is $O(\log n)$, so the total span is $O((\log n)^2)$. \diamond

Lemma 34 (Parallel Pivot Algorithm). Let $PPivot$ be the following parallel algorithm:

Partition the input list of size k into blocks $B[1..c]$ of size $\log k$ except perhaps the last block. Then for each i in $[1..c]$ in parallel, find the median $m[i]$ of $B[i]$ using the sequential linear-time median finding algorithm. Then use an optimal parallel sorting algorithm (such as adapted from [26, 6]) to sort $m[1..c]$ and output their median. (If there are two medians choose either one.)

Then $PPivot$ outputs an item that is in the two middle quartiles of any input list of size k , taking $O(k)$ work and $O(\log(k))$ span.

Proof. Let x be the output item. Then at least half of the blocks have median at most x and at least half of the blocks have median at least x , and hence x is not in the first or last quartile of the input list. The partitioning takes $O(k)$ work and $O(\log k)$ span. Finding the median of each block takes $O(\log k)$ work and span, and so constructing $m[1..c]$ takes $O(k)$ work and $O(\log k)$ span. Finally, $c \in O\left(\frac{k}{\log k}\right)$ and hence sorting $m[1..c]$ takes $O(c \cdot \log c) = O(k)$ work and $O(\log c) \subseteq O(\log k)$ span. \diamond

Remark. A much easier alternative to the [Parallel Pivot Algorithm](#) is to repeatedly pick the pivot uniformly randomly until it falls into the middle quartiles of the input, which succeeds in $O(1)$ expected attempts. M_1 and M_2 will still have the same performance bounds on average ([Theorem 3](#) and [Theorem 4](#)), because $PESort$ is only used to sort each cut batch, and so will not affect the subsequent work done on the batch. Hence this should make no difference when using work-stealing schedulers in practice ([Section 8](#)).

A.4 Locking Mechanisms

In this section we give pseudo-code implementations of the various locking mechanisms used in our data structures, that are supported in the QRMW pointer machine model.

The **non-blocking lock** is trivially implemented using the test-and-set operation as shown in TryLock/Unlock below.

Definition 35 (Non-blocking Lock).

TryLock(Bool x):

Return $\neg \text{TestAndSet}(x)$.

Unlock(Bool x):

Set $x := \text{false}$.

We can use non-blocking locks to implement the **activation** interface for a process P , through which a process can start P if it is not running and condition C is true. Note that any process that makes C become true must activate P . If P has to keep running as long as C is true, then P must reactivate itself.

Definition 36 (Activation Interface). (P is the process to be guarded by the interface.)

Private Process P . // Returns *true* iff it is to be reactivated.

Private Process C . // Returns *true* iff P is ready to run.

Private Bool *active* := *false*.

Public Activate():

If TryLock(*active*):

Create Bool *reactivate* := *false*.

If $C()$, then *reactivate* := $P()$.

Unlock(*active*).

If *reactivate*, then Activate().

If P is only activated by $O(1)$ processes at any time, and C runs in $O(1)$ steps, then each activation call completes within $O(1)$ steps.

The **dedicated lock** with keys $[1..k]$, where threads must use distinct keys to acquire it, can be implemented using the fetch-and-add operation as shown below.

Definition 37 (Dedicated Lock). (k is a positive integer.)

Private Int $count := 0$.

Private Int $l := 0$.

Private Array $q[1..k]$ initialized with *null*.

Public Acquire(Int i):

 If FetchAndAdd($count, 1$) = 0:

 Set $l := i$.

 Return.

 Otherwise:

 Write pointer to continuation of current thread into $q[i]$.

 Terminate.

Public Release():

 If FetchAndAdd($count, -1$) > 1:

 Create Int $j := l$.

 Create Pointer $p := null$.

 While $p = null$:

 Set $j := j \% k + 1$.

 If $q[j] \neq null$, then swap $p, q[j]$.

 Set $l := j$.

 Fork to resume p .

When any thread τ attempts to acquire the dedicated lock with k keys using key i , it takes $O(k)$ steps for the fetch-and-add. If it fails to acquire it at that point, then it writes a pointer to its continuation into $q[i]$. After that, if j is the key used by the thread currently holding the lock, then all threads that are resumed before τ have keys in cyclic order between j and i .

Acknowledgements

We would like to express our gratitude to our families and friends for their wholehearted support, and to all others who have given us valuable comments and advice. This research was supported in part by Singapore MOE AcRF Tier 1 grant T1 251RES1719 and National Science Foundation grants CCF-1150036, CCF-1733873 and CCF-1725647.

References

- [1] Yehuda Afek, Haim Kaplan, Boris Korenfeld, Adam Morrison, and Robert Endre Tarjan. Cbtree: A practical concurrent self-adjusting search tree. In *Distributed Computing - 26th International Symposium, DISC 2012, Salvador, Brazil, October 16-18, 2012. Proceedings*, pages 1–15, 2012.
- [2] Yehuda Afek, Haim Kaplan, Boris Korenfeld, Adam Morrison, and Robert Endre Tarjan. The CB tree: a practical concurrent self-adjusting search tree. *Distributed Computing*, 27(6):393–417, 2014.
- [3] Kunal Agrawal, Jeremy T Fineman, Kefu Lu, Brendan Sheridan, Jim Sukha, and Robert Utterback. Provably good scheduling for parallel programs that use data structures through implicit batching. In *Proceedings of the 26th ACM symposium on Parallelism in algorithms and architectures*, pages 84–95. ACM, 2014.
- [4] Yaroslav Akhremtsev and Peter Sanders. Fast parallel operations on search trees. In *23rd IEEE International Conference on High Performance Computing, HiPC 2016, Hyderabad, India, December 19-22, 2016*, pages 291–300, 2016.
- [5] Nimar S Arora, Robert D Blumofe, and C Greg Plaxton. Thread scheduling for multiprogrammed multiprocessors. *Theory of computing systems*, 34(2):115–144, 2001.
- [6] Mikhail J Atallah, Richard Cole, and Michael T Goodrich. Cascading divide-and-conquer: A technique for designing parallel algorithms. *SIAM Journal on Computing*, 18(3):499–532, 1989.
- [7] Guy E. Blelloch, Daniel Ferizovic, and Yihan Sun. Just join for parallel ordered sets. In *Proceedings of the 28th ACM Symposium on Parallelism in Algorithms and Architectures, SPAA 2016, Asilomar State Beach/Pacific Grove, CA, USA, July 11-13, 2016*, pages 253–264, 2016.
- [8] Guy E. Blelloch and Margaret Reid-Miller. Pipelining with futures. In *Proceedings of the ACM Symposium on Parallel Algorithms and Architectures, SPAA '97*, pages 249–259, New York, NY, USA, 1997. ACM.

- [9] Guy E. Blelloch and Margaret Reid-Miller. Fast set operations using treaps. In *SPAA*, pages 16–26, 1998.
- [10] Robert D Blumofe and Charles E Leiserson. Scheduling multithreaded computations by work stealing. *Journal of the ACM (JACM)*, 46(5):720–748, 1999.
- [11] R. P. Brent. The parallel evaluation of general arithmetic expressions. *Journal of the ACM*, pages 201–206, 1974.
- [12] Gerth Stølting Brodal, Jesper Larsson Träff, and Christos D. Zaroliagis. A parallel priority queue with constant time operations. *Journal of Parallel and Distributed Computing*, pages 4–21, 1998.
- [13] Trevor Brown, Faith Ellen, and Eric Ruppert. A general technique for non-blocking trees. In *ACM SIGPLAN Symposium on Principles and Practice of Parallel Programming, PPOPP '14, Orlando, FL, USA, February 15-19, 2014*, pages 329–342, 2014.
- [14] Thomas H. Cormen, Charles E. Leiserson, Ronald L. Rivest, and Clifford Stein. *Introduction to Algorithms*. The MIT Press, third edition, 2009.
- [15] A. Crauser, K. Mehlhorn, U. Meyer, and P. Sanders. A parallelization of Dijkstra’s shortest path algorithm. In *Proceedings of the International Symposium on Mathematical Foundations of Computer Science (MFCS)*, pages 722–731. Springer, 1998.
- [16] James R. Driscoll, Harold N. Gabow, Ruth Shrairman, and Robert E. Tarjan. Relaxed heaps: an alternative to Fibonacci heaps with applications to parallel computation. *Communications of the ACM*, 31:1343–1354, 1988.
- [17] Cynthia Dwork, Maurice Herlihy, and Orli Waarts. Contention in shared memory algorithms. *Journal of the ACM (JACM)*, 44(6):779–805, 1997.
- [18] Faith Ellen, Panagiota Fatourou, Joanna Helga, and Eric Ruppert. The amortized complexity of non-blocking binary search trees. In *ACM Symposium on Principles of Distributed Computing, PODC '14, Paris, France, July 15-18, 2014*, pages 332–340, 2014.
- [19] Faith Ellen, Panagiota Fatourou, Eric Ruppert, and Franck van Breugel. Non-blocking binary search trees. In *Proceedings of the 29th ACM SIGACT-SIGOPS Symposium on Principles of Distributed Computing, PODC '10*, pages 131–140, New York, NY, USA, 2010. ACM.
- [20] Amr Elmasry, Arash Farzan, and John Iacono. On the hierarchy of distribution-sensitive properties for data structures. *Acta informatica*, 50(4):289–295, 2013.
- [21] Stephan Erb, Moritz Kobitzsch, and Peter Sanders. Parallel bi-objective shortest paths using weight-balanced b-trees with bulk updates. In *Proceedings of the Symposium on Experimental Algorithms (SEA)*, 2014. to appear.
- [22] Panagiota Fatourou and Nikolaos D. Kallimanis. Revisiting the combining synchronization technique. In *PPOPP*, pages 257–266, 2012.
- [23] Leonor Frias and Johannes Singler. Parallelization of bulk operations for STL dictionaries. In *Euro-Par Workshops*, volume 4854 of *LNCS*, pages 49–58. Springer, 2007.
- [24] Matteo Frigo, Charles E. Leiserson, and Keith H. Randall. The implementation of the Cilk-5 multithreaded language. In *Proceedings of the ACM SIGPLAN Conference on Programming Language Design and Implementation (PLDI)*, pages 212–223, 1998.
- [25] Phillip B Gibbons, Yossi Matias, and Vijaya Ramachandran. The queue-read queue-write pram model: Accounting for contention in parallel algorithms. *SIAM Journal on Computing*, 28(2):733–769, 1998.
- [26] Michael T Goodrich and S Rao Kosaraju. Sorting on a parallel pointer machine with applications to set expression evaluation. *Journal of the ACM (JACM)*, 43(2):331–361, 1996.
- [27] R. L. Graham. Bounds on multiprocessing anomalies. *SIAM Journal on Applied Mathematics*, pages 17(2):416–429, 1969.
- [28] Danny Hendler, Itai Incze, Nir Shavit, and Moran Tzafrir. Flat combining and the synchronization-parallelism tradeoff. In *Proceedings of the ACM Symposium on Parallelism in Algorithms and Architectures (SPAA)*, pages 355–364, 2010.
- [29] John Iacono. Alternatives to splay trees with $o(\log n)$ worst-case access times. In *Proceedings of the twelfth annual ACM-SIAM symposium on Discrete algorithms*, pages 516–522. Society for Industrial and Applied Mathematics, 2001.
- [30] Intel Corporation. *Intel Cilk Plus Language Extension Specification, Version 1.1*, 2013. Document 324396-002US. Available from http://cilkplus.org/sites/default/files/open_specifications/Intel_Cilk_plus_lang_spec_2.htm.
- [31] OpenMP Architecture Review Board. OpenMP application program interface, version 4.0. Available from <http://www.openmp.org/mp-documents/OpenMP4.0.0.pdf>, July 2013.

- [32] Y. Oyama, K. Taura, and A. Yonezawa. Executing parallel programs with synchronization bottlenecks efficiently. In *Proceedings of the International Workshop on Parallel and Distributed Computing for Symbolic and Irregular Applications (PDSIA)*, pages 182–204, 1999.
- [33] Richard C. Paige and Clyde P. Kruskal. Parallel algorithms for shortest path problems. In *Int. Conference on Parallel Processing*, pages 14–20, 1985.
- [34] Wolfgang Paul, Uzi Vishkin, and Hubert Wagener. Parallel dictionaries on 2–3 trees. *Automata, Languages and Programming*, pages 597–609, 1983.
- [35] James Reinders. *Intel Threading Building Blocks: Outfitting C++ for Multi-Core Processor Parallelism*. O’Reilly, 2007.
- [36] Peter Sanders. Randomized priority queues for fast parallel access. *Journal of Parallel Distributed Computing*, 49(1):86–97, 1998.
- [37] Daniel Dominic Sleator and Robert Endre Tarjan. Self-adjusting binary search trees. *Journal of the ACM (JACM)*, 32(3):652–686, 1985.
- [38] The Task Parallel Library. <http://msdn.microsoft.com/en-us/magazine/cc163340.aspx>, October 2007.