

# Almost Global Problems in the LOCAL Model

**Alkida Balliu**

Aalto University, Finland  
alkida.balliu@aalto.fi

**Sebastian Brandt**

ETH, Zürich  
brandts@ethz.ch

**Dennis Olivetti**

Aalto University, Finland  
dennis.olivetti@aalto.fi

**Jukka Suomela**

Aalto University, Finland  
jukka.suomela@aalto.fi

---

## Abstract

---

The landscape of the distributed time complexity is nowadays well-understood for subpolynomial complexities. When we look at deterministic algorithms in the LOCAL model and locally checkable problems (LCLs) in bounded-degree graphs, the following picture emerges:

- There are lots of problems with time complexities  $\Theta(\log^* n)$  or  $\Theta(\log n)$ .
- It is not possible to have a problem with complexity between  $\omega(\log^* n)$  and  $o(\log n)$ .
- In *general graphs*, we can construct LCL problems with infinitely many complexities between  $\omega(\log n)$  and  $n^{o(1)}$ .
- In *trees*, problems with such complexities do not exist.

However, the high end of the complexity spectrum was left open by prior work. In general graphs there are problems with complexities of the form  $\Theta(n^\alpha)$  for any rational  $0 < \alpha \leq 1/2$ , while for trees only complexities of the form  $\Theta(n^{1/k})$  are known. No LCL problem with complexity between  $\omega(\sqrt{n})$  and  $o(n)$  is known, and neither are there results that would show that such problems do not exist. We show that:

- In *general graphs*, we can construct LCL problems with infinitely many complexities between  $\omega(\sqrt{n})$  and  $o(n)$ .
- In *trees*, problems with such complexities do not exist.

Put otherwise, we show that any LCL with a complexity  $o(n)$  can be solved in time  $O(\sqrt{n})$  in trees, while the same is not true in general graphs.

**2012 ACM Subject Classification** Theory of computation  $\rightarrow$  Distributed computing models, Theory of computation  $\rightarrow$  Complexity classes

**Keywords and phrases** Distributed complexity theory, locally checkable labellings, LOCAL model

**Funding** This work was supported in part by the Academy of Finland, Grant 285721.

## 1 Introduction

One of the big recent changes in the study of *distributed graph algorithms* is a transition towards *structural complexity theory*: instead of studying the distributed time complexity of specific graph problems, researchers have started to put more focus on the study of *complexity classes* in this context.

**LCL problems.** A particularly fruitful research direction has been the study of distributed time complexity classes of so-called LCL problems (locally checkable labellings). We will define LCLs formally in Section 2.2, but the informal idea is that LCLs are graph problems in which *feasible solutions can be verified by checking all constant-radius neighbourhoods*. Examples of such problems include vertex colouring with  $k$  colours, edge colouring with  $k$  colours, maximal independent sets, maximal matchings, and sinkless orientations.

LCLs play a role similar to the class NP in the centralised complexity theory: these are problems that would be easy to solve with a *nondeterministic* distributed algorithm – guess a solution and verify it in  $O(1)$  rounds – but it is not at all obvious what is the distributed time complexity of solving a given LCL problem with *deterministic* distributed algorithms.

**Distributed structural complexity.** In the classical (centralised, sequential) complexity theory one of the cornerstones is the *time hierarchy theorem*. In essence, it is known that giving more time always makes it possible to solve more problems. Distributed structural complexity is fundamentally different: there are various *gap results* that establish that there are no LCL problems with complexities in a certain range. For example, it is known that there is no LCL problem whose deterministic time complexity on bounded-degree graphs is between  $\omega(\log^* n)$  and  $o(\log n)$  [7].

Such gap results have also direct applications: we can *speed up* algorithms for which the current upper bound falls in one of the gaps. For example, it is known that  $\Delta$ -colouring in bounded-degree graphs can be solved in  $\text{polylog } n$  time [16]. Hence 4-colouring in 2-dimensional grids can be also solved in  $\text{polylog } n$  time. But we also know that in 2-dimensional grids there is a gap in distributed time complexities between  $\omega(\log^* n)$  and  $o(\sqrt{n})$  [5], and therefore we know we can solve 4-colouring in  $O(\log^* n)$  time.

The ultimate goal here is to identify all such gaps in the landscape of distributed time complexity, for each graph class of interest.

**State of the art.** Some of the most interesting open problems at the moment are related to *polynomial complexities in trees*. The key results from prior work are:

- In bounded-degree trees, for each positive integer  $k$  there is an LCL problem with time complexity  $\Theta(n^{1/k})$  [8].
- In bounded-degree graphs, for each rational number  $0 < \alpha \leq 1/2$  there is an LCL problem with time complexity  $\Theta(n^\alpha)$  [1].

However, there is no separation between trees and general graphs in the polynomial region. Furthermore, we do not have any LCL problems with time complexities  $\Theta(n^\alpha)$  for any  $1/2 < \alpha < 1$ .

**Our contributions.** This work resolves both of the above questions. We show that:

- In bounded-degree graphs, for each rational number  $1/2 < \alpha < 1$  there is an LCL problem with time complexity  $\Theta(n^\alpha)$ .
- In bounded-degree trees, there is no LCL problem with time complexity between  $\omega(\sqrt{n})$  and  $o(n)$ .

Hence whenever we have a slightly sublinear algorithm, we can always speed it up to  $O(\sqrt{n})$  in trees, but this is not always possible in general graphs.

**Key techniques.** We use ideas from the classical centralised complexity theory – e.g. Turing machines and regular languages – to prove results in distributed complexity theory.

In the positive result, the key idea is that we can take any *linear bounded automaton*  $M$  (a Turing machine with a bounded tape), and construct an LCL problem  $\Pi_M$  such that the *distributed* time complexity of  $\Pi$  is a function of the *sequential* running time of  $M$ . Prior work [1] used a class of *counter machines* for a somewhat similar purpose, but the construction in the present work is much simpler, and Turing machines are more convenient to program than the counter machines used in the prior work.

To prove the gap result, we heavily rely on Chang and Pettie’s [8] ideas: they show that one can relate LCL problems in trees to regular languages and this way generate equivalent subtrees by “pumping”. However, there is one fundamental difference:

- Chang and Pettie first construct certain *universal* collections of tree fragments (that do not depend on the input graph), use the existence of a fast algorithm to show that these fragments can be labelled in a convenient way, and finally use such a labelling to solve any given input efficiently.
- We work directly with the *specific* input graph, expand it by “pumping”, and apply a fast algorithm there directly.

Many speedup results make use of the following idea: given a graph with  $n$  nodes, we pick a much *smaller* value  $n' \ll n$  and lie to the algorithm that we have a tiny graph with only  $n'$  nodes [5, 7]. Our approach essentially reverses this: given a graph with  $n$  nodes and an algorithm  $A$ , we pick a much *larger* value  $n' \gg n$  and lie to the algorithm that we have a huge graph with  $n'$  nodes.

**Open problems.** Our work establishes a gap between  $\Theta(n^{1/2})$  and  $\Theta(n)$  in trees. The next natural step would be to generalise the result and establish a gap between  $\Theta(n^{1/(k+1)})$  and  $\Theta(n^{1/k})$  for all positive integers  $k$ .

## 2 Model and related work

We focus on *bounded-degree graphs*, i.e., we assume that our input graphs come from a family of graphs of degree at most  $\Delta$ , where  $\Delta = O(1)$  is a known constant. Each input graph  $G = (V, E)$  is simple, connected, and undirected; here  $V$  is the set of nodes and  $E$  is the set of edges, and we denote by  $n = |V|$  the total number of nodes in the input graph.

### 2.1 Model of computation

The model considered in this paper is the well studied LOCAL model [13, 17]. In the LOCAL model, each node  $v \in V$  of the input graph  $G$  runs the same deterministic algorithm. The nodes are labelled with unique  $O(\log n)$ -bit identifiers, and initially each node knows only its own identifier, its own degree, and the total number of nodes  $n$ .

Computation proceeds in synchronous rounds. At each round, each node

- sends a message to its neighbours (it may be a different message for different neighbours),
- receives messages from its neighbours,
- performs some computation based on the received messages.

In the LOCAL model, there is no restriction on the size of the messages or on the computational power of a node. Hence, after  $t$  rounds in the LOCAL model, each node has knowledge about the network up to distance  $t$  from him. The time complexity of an algorithm running in the LOCAL model is determined by this radius- $t$  that each node needs to explore in order to solve a given problem. It is easy to see that, in this setting, every problem can be solved in *diameter* time.

## 2.2 Locally checkable labellings

Locally checkable labelling problems (LCLs) were introduced in the seminal work of Naor and Stockmeyer [14]. These problems are defined on bounded degree graphs, so let  $\mathcal{F}$  be the family of such graphs. Also, let  $\Sigma_{\text{in}}$  and  $\Sigma_{\text{out}}$  be respectively input and output label alphabets. Each node  $v$  of a graph  $G \in \mathcal{F}$  has an input  $i(v) \in \Sigma_{\text{in}}$ , and must produce an output  $o(v) \in \Sigma_{\text{out}}$ . The output that each node must produce depends on the constraints defined with the LCL problem. Hence, let  $C$  be the set of legal configurations. A problem  $\Pi$  is an LCL problem if

- $\Sigma_{\text{in}}$  and  $\Sigma_{\text{out}}$  are of constant size;
- there exists an algorithm  $\mathcal{A}$  able to check the validity of a solution in constant time in the LOCAL model.

Hence, if the solution produced by the nodes is in the set  $C$  of valid configurations, then, by just looking at its local neighbourhood, each node must output ‘accept’, otherwise, at least one node must output ‘reject’. An example of an LCL problem is vertex colouring, where we have a constant size palette of colours; nodes can easily check in 1 round whether the produced colouring is valid or not.

## 2.3 Related work

**Cycles and paths.** LCL problems are fully understood in the case of cycles and paths. In these graphs it is known that there are LCL problems having complexities  $O(1)$ , e.g. trivial problems,  $\Theta(\log^* n)$ , e.g. 3 vertex-colouring, and  $\Theta(n)$ , e.g. 2 vertex-colouring [9, 13]. Naor and Stockmeyer [14] showed that any  $o(\log^* n)$ -time algorithm can be converted into an  $O(1)$ -time algorithm. Chang et al. [7] showed that any  $o(n)$ -time algorithm can be converted into an  $O(\log^* n)$ -time algorithm.

**Oriented grids.** Brandt et al. [5] studied LCL problems on oriented grids, showing that, as in the case of cycles and paths, the only possible complexities of LCLs are  $O(1)$ ,  $\Theta(\log^* n)$ , and  $\Theta(n)$ , on  $n \times n$  grids. However, while it is decidable whether a given LCL on cycles can be solved in  $t$ -rounds in the LOCAL model [5, 14], it is not the case for oriented grids [5].

**Trees.** Although well studied, LCLs on trees are not fully understood yet. Chang and Pettie [8] show that any  $n^{o(1)}$ -time algorithm can be converted in an  $O(\log n)$ -time algorithm. In the same paper they show how to obtain LCL problems on trees having deterministic complexity of  $\Theta(n^{1/k})$ , for any integer  $k$ . However, it is not known if there are problems of complexities between  $o(n^{1/k})$  and  $\omega(n^{1/(k+1)})$ .

**General graphs.** Another important direction of research is understanding LCLs on general (bounded-degree) graphs. Using the techniques presented by Naor and Stockmeyer [14], it is possible to show that any  $o(\log \log^* n)$ -time algorithm can be sped up to  $O(1)$  rounds. It is known that there are LCL problems with complexities  $\Theta(\log^* n)$  [2, 3, 10, 15] and  $\Theta(\log n)$  [4, 7, 11]. On the other hand, Chang et al. [7] showed that there are no LCL problems with deterministic complexities between  $\omega(\log^* n)$  and  $o(\log n)$ . It is known that there are problems (for example,  $\Delta$ -colouring) that require  $\Omega(\log n)$  rounds [4, 6], for which there are algorithms solving them in  $O(\text{polylog } n)$  rounds [16]. Until very recently, it was thought that there would be many other gaps in the landscape of complexities of LCL problems in general graphs. Unfortunately, it has been shown in [1] that this is not the case: it is possible to obtain LCLs with numerous different deterministic time complexities, including

$\Theta(\log^\alpha n)$  and  $\Theta(\log^\alpha \log^* n)$  for any  $\alpha \geq 1$ ,  $2^{\Theta(\log^\alpha n)}$ ,  $2^{\Theta(\log^\alpha \log^* n)}$ , and  $\Theta((\log^* n)^\alpha)$  for any  $\alpha \leq 1$ , and  $\Theta(n^\alpha)$  for any  $\alpha < 1/2$  (where  $\alpha$  is a positive rational number).

### 3 Near-linear complexities in general graphs

In this section we show the existence of LCL problems having complexities in the spectrum between  $\omega(\sqrt{n})$  and  $o(n)$ . We first give the definition of a standard model of computation, that is Linear Bounded Automata, and we then show that it is possible to encode the execution of an LBA as a locally checkable labelling. We then define an LCL problem where interesting instances are those in which one encodes the execution of a specific LBA in a multidimensional grid. Depending on the number of dimensions of the grid, and on the running time of the LBA, we obtain different time complexities.

#### 3.1 Linear bounded automata

A Linear Bounded Automaton (LBA)  $M_B$  consists of a Turing machine with a tape of bounded size  $B$ , able to recognize the boundaries of the tape [12, p. 225]. We consider a simplified version of LBAs, where the machine is initialized with an empty tape (no input is present). We describe this simplified version of LBAs as a 5-tuple  $M = (Q, q_0, f, \Gamma, \delta)$ , where:

- $Q$  is a finite set of states;
- $q_0 \in Q$  is the initial state;
- $f \in Q$  is the final state;
- $\Gamma$  is a finite set of tape alphabet symbols, containing a special symbol  $b$  (*blank*), and two special symbols,  $L$  and  $R$ , called *left* and *right* markers;
- $\delta: Q \setminus \{f\} \times \Gamma \rightarrow Q \times \Gamma \times \{-, \leftarrow, \rightarrow\}$  is the transition function.

The tape (of size  $B$ ) is initialized in the following way:

- the first cell contains the symbol  $L$ ;
- the last cell contains the symbol  $R$ ;
- all the other cells contain the symbol  $b$ .

The head is initially positioned on the cell containing the symbol  $L$ . Then, depending on the current state and the symbol present on the current position of the tape head, the machine enters a new state, writes a symbol on the current position, and moves to some direction.

In particular, we describe the transition function  $\delta$  by a finite set of 5-tuples  $(s_0, t_0, s_1, t_1, d)$ , where:

1. The first 2 elements specify the input:
  - $s_0$  indicates the current state;
  - $t_0$  depicts the tape content on the current head position.
2. The remaining 3 elements specify the output:
  - $s_1$  is the new state;
  - $t_1$  is the new tape content on the current head position;
  - $d$  specifies the new position of the head:
    - ' $\rightarrow$ ' means that the head moves to the next cell;
    - ' $\leftarrow$ ' indicates that the head moves to the previous cell;
    - ' $-$ ' means the head does not move.

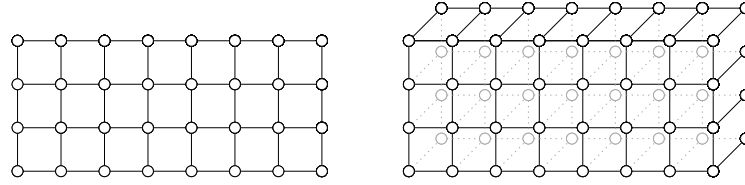
If  $\delta$  is not defined on the current state and tape content, the machine terminates. The *growth* of an LBA  $M_B$ , denoted with  $g(M_B)$ , is defined as the running time of  $M_B$ . For example, it is easy to design a machine  $M$  that implements a binary counter, counting from all-0 to all-1, and this gives a growth of  $g(M_B) = \Theta(2^B)$ .

Also, it is possible to define a *unary  $k$ -counter*, that is, a list of  $k$  unary counters (where each one counts from 0 to  $B - 1$  and then overflows and starts counting from 0 again) in which when a counter overflows, the next is incremented. It is possible to achieve a growth of  $g(M_B) = \Theta(B^k)$  by carefully implementing these counters (for example by using a single tape of length  $B$  to encode all the  $k$  counters at the cost of using more machine states and tape symbols).

### 3.2 Grid structure

Each LCL problem we will construct in Section 3.4 is designed in a way that ensures that the hardest input graphs for the LCL problem, i.e., the graphs providing the lower bound instances for the claimed time complexity, have a (multidimensional) grid structure. In this section, we introduce a class of graphs with this structure.

Let  $i \geq 2$  and  $d_1, \dots, d_i$  be positive integers. The set of nodes of an  *$i$ -dimensional grid graph*  $\mathcal{G}$  consists of all  $i$ -tuples  $u = (u_1, \dots, u_i)$  with  $0 \leq u_j \leq d_j$  for all  $1 \leq j \leq i$ . We call  $u_1, \dots, u_i$  the *coordinates* of node  $u$  and  $d_1, \dots, d_i$  the *sizes of the dimensions*  $1, \dots, i$ . Let  $u$  and  $v$  be two arbitrary nodes of  $\mathcal{G}$ . There is an edge between  $u$  and  $v$  if and only if  $\|u - v\|_1 = 1$ , i.e., all coordinates of  $u$  and  $v$  are equal, except one that differs by 1. Figure 1 depicts grid graphs with 2 and 3 dimensions.



■ **Figure 1** Examples of 2-dimensional and 3-dimensional grid graphs.

#### 3.2.1 Grid labels

In addition to the graph structure, we add *constant-size* labels to each grid graph. Each edge  $e = \{u, v\}$  is assigned two labels  $L_u(e)$  and  $L_v(e)$ , one for each endpoint. Label  $L_u(e)$  is chosen as follows:

- $L_u(e) = \text{Next}_j$  if  $v_j - u_j = 1$ ;
- $L_u(e) = \text{Prev}_j$  if  $u_j - v_j = 1$ .

Label  $L_v(e)$  is chosen analogously. If we want to focus on a specific label of some edge  $e$  and it is clear from the context which of the two edge labels is considered, we may refer to it simply as the label of  $e$ .

The labelling of the edges here is just a matter of convenience. We could equally well assign the labels to nodes instead of edges, satisfying the formal criteria of an LCL problem (and, for that matter, combine all input labels, and later output labels, of a node into a single input, resp. output, label). Furthermore, we could also equally well encode the labels in the graph structure. Hence all new time complexities presented in Section 3.4 can also be achieved by LCL problems without input labels.

#### 3.2.2 Local checkability

In order to make sure that (certain) grid graphs are the hardest instances for some constructed LCL problem, we design our LCL problems in a way that, roughly speaking, allows nodes

to simply output some kind of error label if they can detect that the input graph is not a grid graph. As nodes potentially can see only a small part of the grid, we are interested in a *local characterisation* of grid graphs. Given such a characterisation, each node can check locally whether the input graph has a valid grid structure in its neighborhood. As it turns out, such a characterization is not possible, since there are non-grid graphs that look like grid graphs locally everywhere, but we can come sufficiently close for our purposes. In the following, we specify a set of local constraints that characterise a class of graphs that contains all grid graphs of dimension  $i$  (and a few other graphs). All the constraints depend on the 3-radius neighbourhood of the nodes, so for each input graph not contained in the characterised graph class, at least one node can detect in 3 rounds (in the LOCAL model) that the graph is not a grid graph.

For any node  $v$  and any sequence  $L_1, L_2, \dots, L_p$  of edge labels, let  $z_v(L_1, L_2, \dots, L_p)$  denote the node reached by starting in  $v$  and following the edges with labels  $L_1, L_2, \dots, L_p$ . If at any point during traversing these edges there are 0 or more than 2 edges with the currently processed label,  $z_v(L_1, L_2, \dots, L_p)$  is not defined. Let  $i \geq 2$ . The full constraints are given below:

1. Basic properties of the labelling. For each node  $v$  the following hold:
  - Each edge  $e$  incident to  $v$  has exactly one ( $v$ -sided) label  $L_v(e)$ , and we have  $L_v(e) = \text{Prev}_j$  or  $L_v(e) = \text{Next}_j$ , for some  $1 \leq j \leq i$ .
  - For any two edges  $e, e'$  incident to  $v$ , we have  $L_v(e) \neq L_v(e')$ .
  - For any  $1 \leq j \leq i$ , there is at least one edge  $e$  incident to  $v$  with  $L_v(e) \in \{\text{Prev}_j, \text{Next}_j\}$
2. Validity of the grid structure. For each node  $v$  the following hold:
  - For any incident edge  $e = \{v, u\}$ , we have  $L_u(e) = \text{Prev}_j$  if  $L_v(e) = \text{Next}_j$ , and  $L_u(e) = \text{Next}_j$  if  $L_v(e) = \text{Prev}_j$ .
  - Let  $1 \leq j, k \leq i$ , and let  $e = \{v, u\}, e' = \{v, u'\}$  be edges with  $v$ -sided labels  $L_v(e) \in \{\text{Prev}_j, \text{Next}_j\}$  and  $L_v(e') \in \{\text{Prev}_k, \text{Next}_k\}$ . Then  $u$  has an incident edge  $e''$  with label  $L_u(e'') = L_v(e')$ , and  $u'$  has an incident edge  $e'''$  with label  $L_{u'}(e''') = L_v(e)$ . Moreover, the two other endpoints of  $e''$  and  $e'''$  are the same node, i.e.,  $z_u(L_u(e'')) = z_{u'}(L_{u'}(e'''))$ .

It is clear that  $i$ -dimensional grid graphs satisfy the given constraints. As observed above, the converse statement is not true, but we mention that it can be transformed into a correct (and slightly weaker) statement by adding the small (non-local) condition that the considered graph contains a node for which no incident edge is labelled with some  $\text{Prev}_j$ .

### 3.2.3 Unbalanced grid graphs

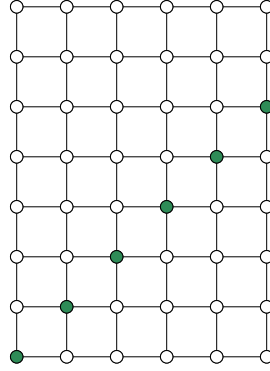
In Section 3.2.2, we saw the basic idea behind ensuring that non-grid graphs are not among the hardest instances for the LCL problems we construct. In this section, we will study the ingredient of our LCL construction that guarantees that grid graphs where the dimensions have “wrong” sizes are not worst-case instances. More precisely, we want that the hardest instances for our LCL problems are grid graphs with the property that there is at least one dimension  $2 \leq j \leq i$  whose size is not larger than the size of dimension 1. In the following, we will show how to make sure that *unbalanced* grid graphs, i.e., grid graphs that do not have this property, allow nodes to find a valid output without having to see too far. In a sense, in any constructed LCL, a locally checkable *proof* (of a certain well-specified kind) certifying that the input graph is an unbalanced grid graph constitutes a valid (global) output.

Consider a grid graph with  $i$  dimensions of sizes  $d_1, \dots, d_i$ . If  $d_1 < d_j$  for all  $2 \leq j \leq i$ , the following output labelling is regarded as correct in any constructed LCL problem:



- For all  $0 \leq t \leq d_1$ , node  $v = (v_1, \dots, v_i)$  satisfying  $v_1 = \dots = v_i = t$  is labelled **Unbalanced**.
- All other nodes are labelled **Exempt**.

This labelling is clearly locally checkable, i.e., it can be described as a collection of local constraints: Each node  $v$  labelled **Unbalanced** checks that it has exactly two “diagonal neighbours” and that their positions relative to  $v$  are consistent with the above output specification. Node  $v$  also may have only one diagonal neighbour, but only if it has no incident edge labelled  $\text{Prev}_j$ , or if it has an incident edge labelled  $\text{Next}_j$  for all  $2 \leq j \leq i$ , but no incident edge labelled  $\text{Next}_1$ . The latter condition ensures that the described diagonal chain of labels terminates at the end of dimension 1, but not at the end of any other dimension, thereby guaranteeing that grid graphs that are not unbalanced do not allow the output labelling specified above. Finally, the unique node without any incident edge labelled  $\text{Prev}_j$  checks that it is labelled **Unbalanced**, in order to prevent the possibility that each node simply outputs **Exempt**. We refer to Figure 2 for an example of an unbalanced 2-dimensional grid and its labelling.



■ **Figure 2** An example of an unbalanced grid with 2 dimensions; nodes in green are labelled with **Unbalanced**, while white nodes are labelled with **Exempt**.

### 3.3 Machine encoding

After examining the cases of the input graph being a non-grid graph or an unbalanced grid graph, in this section, we turn our attention towards the last remaining case: that is the input graph is actually a grid graph for which there is a dimension with size smaller than or equal to the size of dimension 1. In this case, we require the nodes to work together to create a global output that is determined by some LBA. Essentially, the execution of the LBA has to be written (as node outputs) on a specific part of the grid graph. In order to formalise this relation between the desired output and the LBA, we introduce the notion of an LBA *encoding graph* in the following.

#### 3.3.1 Labels

Let  $M_B$  be an LBA, where  $B$  denotes the size of the tape. Let  $S_\ell = (s_\ell, h_\ell, t_\ell)$  be the whole state of  $M_B$  after step  $\ell$ , where  $s_\ell$  is the machine internal state,  $h_\ell$  is the position of the head, and  $t_\ell$  is the whole tape content. The content of the cell in position  $y \in \{0, \dots, B-1\}$  after step  $\ell$  is denoted by  $t_\ell[y]$ . We denote by  $(x, y)_k$  the node  $v = (v_1, \dots, v_i)$  having  $v_1 = x$ ,  $v_k = y$ , and  $v_j = 0$  for all  $j \notin \{1, k\}$ . An (output-labelled) grid graph of dimension  $i$  is an LBA *encoding graph* if there exists a dimension  $2 \leq k \leq i$  satisfying the following.



- $d_k + 1$  is equal to  $B$ .
- For all  $0 \leq x \leq \min\{g(M_B), d_1\}$  and all  $0 \leq y \leq B - 1$ , it holds that:
  - Node  $(x, y)_k$  is labelled with  $\text{Tape}(t_x[y])$ .
  - Node  $(x, y)_k$  is labelled with  $\text{State}(s_x)$ .
  - Node  $(x, h_x)_k$  is labelled with  $\text{Head}$ .
  - Node  $(x, y)_k$  is labelled with  $\text{Dimension}(k)$ .
- All other nodes are labelled with  $\text{Exempt}$ .

Intuitively, the 2-dimensional surface expanding in dimensions 1 and  $k$  (having all the other coordinates equal to 0), encodes the execution of the LBA.

### 3.3.2 Local checkability

In order to force nodes to output labels that turn the input grid graph into an LBA encoding graph, we must be able to describe the above conditions in the form required by an LCL problem, i.e., as locally checkable constraints. In the following, we provide such a description, showing that the nodes can check whether the graph correctly encodes the execution of an LBA.

1. Each node  $v$  is labelled either  $\text{Exempt}$  or  $\text{Dimension}(k)$  for exactly one  $2 \leq k \leq i$ . In the former case, node  $v$  has no other labels, in the latter case,  $v$  additionally has some  $\text{Tape}$  and some  $\text{State}$  label, and potentially the label  $\text{Head}$ , but no other labels.
2. The node that does not have any incident edge labelled  $\text{Prev}_j$  has label  $\text{Dimension}(k)$ , for some  $2 \leq k \leq i$ .
3. If a node  $v$  labelled  $\text{Dimension}(k)$  for some  $2 \leq k \leq i$  has an incident edge  $e$  labelled with  $L_v(e) = \text{Prev}_j$ , then  $j = 1$  or  $j = k$ . Moreover, for each node  $v$  labelled  $\text{Dimension}(k)$ , nodes  $z_v(\text{Prev}_1)$ ,  $z_v(\text{Prev}_k)$  and  $z_v(\text{Next}_k)$  (provided they are defined) are also labelled  $\text{Dimension}(k)$ .
4. For each node  $v$  labelled  $\text{Dimension}(k)$  for some  $2 \leq k \leq i$ , the following hold:
  - a. If  $v$  does not have an incident edge labelled  $\text{Prev}_1$ , then
    - if  $v$  does not have an incident edge labelled  $\text{Prev}_k$ , then it must have labels  $\text{Head}$  and  $\text{Tape}(L)$ ;
    - if  $v$  does not have an incident edge labelled  $\text{Next}_k$ , then it must have label  $\text{Tape}(R)$ ;
    - if  $v$  has an incident edge labelled  $\text{Prev}_k$  and an incident edge labelled  $\text{Next}_k$ , then it has label  $\text{Tape}(b)$ ;
    - $v$  has label  $\text{State}(q_0)$ ;
    - if  $q_0 \neq f$ , then node  $z_v(\text{Next}_1)$  (if defined) is labelled  $\text{Dimension}(k)$ .
  - b. If  $v$  has an incident edge labelled  $\text{Prev}_1$ ,  $v$  has labels  $\text{State}(q)$  and  $\text{Tape}(t)$ , and  $z_v(\text{Prev}_1)$  has labels  $\text{State}(q')$  and  $\text{Tape}(t')$ , then
    - $q' \neq f$ ;
    - if  $z_v(\text{Prev}_1)$  is labelled with  $\text{Head}$ , then  $q$  and  $t$  are derived from  $q'$  and  $t'$  according to the specifications of the LBA, and the new position of the head is either on  $v$  itself, or on  $z_v(\text{Prev}_k)$ , or on  $z_v(\text{Next}_k)$ , depending on the LBA;
    - otherwise,  $t = t'$  and the nodes  $z_v(\text{Prev}_k)$  and  $z_v(\text{Next}_k)$  (if defined) are labelled  $\text{State}(q)$ ;
    - if  $q \neq f$ , then node  $z_v(\text{Next}_1)$  (if defined) is labelled  $\text{Dimension}(k)$ .

**Correctness.** It is clear that an LBA encoding graph satisfies the constraints specified above. Conversely, we want to show that any graph satisfying these constraints is an LBA encoding graph.

The claim follows straightforwardly from the assumptions:

- Constraints 1–3 ensure that there is a 2-dimensional surface  $\mathcal{S}$  on which the execution of the LBA is encoded.
- The first constraint of 4 ensures that the LBA is initialized correctly.
- The second constraint of 4 ensures a correct execution of each LBA step, and that nodes on  $\mathcal{S}$  output **Exempt** only after the termination state of LBA is reached.

### 3.4 LCL construction

Fix an integer  $i \geq 2$ , and let  $M$  be an LBA with growth  $g$ . As we do not fix a specific size of the tape,  $g$  can be seen as a function that maps the tape size  $B$  to the running time of the LBA executed on a tape of size  $B$ . We now construct an LCL problem  $\Pi_M$  with complexity related to  $g$ . Note that  $\Pi_M$  depends on the choice of  $i$ . The general idea of the construction is that nodes can either:

- produce a valid LBA encoding, or
- prove that dimension 1 is too short, or
- prove that there is an error in the (grid) graph structure.

We need to ensure that on balanced grid graphs it is not easy to claim that there is an error, while allowing an efficient solution on invalid graphs, i.e., graphs that contain a local error (some invalid label), or a global error (a grid structure that wraps, or dimension 1 too short compared to the others).

#### 3.4.1 LCL Problem $\Pi_M$

Denote by  $\mathcal{L}$  the set of output labels used for producing an LBA encoding graph. Formally, we specify the LCL problem  $\Pi_M$  as follows. The input label set for  $\Pi_M$  is the set of labels used in the grid labelling. The possible output labels are the following:

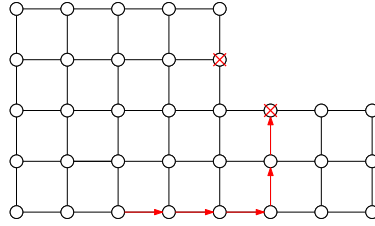
1. the labels from  $\mathcal{L}$ ;
2. an *unbalanced label*, **Unbalanced**;
3. an *exempt label*, **Exempt**;
4. an *error label* **Error**;
5. *error pointers*, i.e., all possible pairs  $(s, r)$ , where  $s$  is either  $\text{Next}_j$  or  $\text{Prev}_j$  for some  $1 \leq j \leq i$ , and  $r \in \{0, 1\}$  is a bit whose purpose it is to distinguish between two different types of error pointers, *type 0* pointers and *type 1* pointers.

Note that the separate mention of **Exempt** in this list is not strictly necessary since **Exempt** is contained in  $\mathcal{L}$ , but we want to recall the fact that **Exempt** can be used in both a proof of unbalance and an LBA encoding.

Intuitively, nodes that notice that there is/must be an error in the grid structure, but are not allowed to output **Error** because the grid structure is valid *in their local neighborhood*, can point in the direction of an error. However, the nodes have to make sure that the error pointers form a chain that actually ends in an error. In order to make the proofs in this section more accessible, we distinguish between the two types of error pointers mentioned above; roughly speaking, type 0 pointers will be used by nodes that (during the course of the algorithm) cannot see an error in the grid structure, but notice that the grid structure wraps around in some way, while type 1 pointers are for nodes that can actually see an error. If the grid structure wraps around, then there must be an error somewhere (and nodes that

see that the grid structure wraps around know where to point their error pointer to), except in the case that the grid structure wraps around “nicely” (e.g., along one dimension). This exceptional case is the only scenario where, deviating from the above, an error pointer chain does not necessarily end in an error, but instead may form a cycle; however, since the constraints we put on error pointer chains are *local* constraints (as we want to define an LCL problem), the global behaviour of the chain is irrelevant. We will not explicitly prove the global statements made in this informal overview; for our purposes it is sufficient to focus on the local views of nodes.

Note that if a chain of type 0 error pointers does not cycle, then at some point it will turn into a chain of type 1 error pointers, which in turn will end in an error. Chains of type 1 error pointers cannot cycle. We refer to Figure 3 for an example of an error pointer chain.



■ **Figure 3** An example of an error pointer chain (shown in red). Nodes that are marked with a red cross are those who actually see an error in the grid structure. The output of only some of the depicted nodes is shown.

An output labelling for problem  $\Pi_M$  is correct if the following conditions are satisfied.

1. Each node  $v$  produces at least one output label. If  $v$  produces at least two output labels, then all of  $v$ 's output labels are contained in  $\mathcal{L} \setminus \{\text{Exempt}\}$ .
2. Each node at which the input labelling does not satisfy the local grid graph constraints given in Section 3.2.2 outputs **Error**. All other nodes do not output **Error**.
3. If a node  $v$  outputs **Exempt**, then  $v$  has at least one incident edge  $e$  with input label  $L_v(e) \in \{\text{Prev}_1, \dots, \text{Prev}_i\}$ .
4. If the output labels of a node  $v$  are contained in  $\mathcal{L} \setminus \{\text{Exempt}\}$ , then either there is a node in  $v$ 's 2-radius neighbourhood that outputs an error pointer, or the output labels of all nodes in  $v$ 's 2-radius neighbourhood are contained in  $\mathcal{L}$ . Moreover, in the latter case  $v$ 's 2-radius neighbourhood has a valid grid structure and the local constraints of an LBA encoding graph, given in Section 3.3.2, are satisfied at  $v$ .
5. If the output of a node  $v$  is **Unbalanced**, then either there is a node in  $v$ 's  $i$ -radius neighbourhood that outputs an error pointer, or the output labels of all nodes in  $v$ 's  $i$ -radius neighbourhood are contained in  $\{\text{Unbalanced}, \text{Exempt}\}$ . Moreover, in the latter case  $v$ 's  $i$ -radius neighbourhood has a valid grid structure and the local constraints for a proof of unbalance, given in Section 3.2.3, are satisfied at  $v$ .
6. Let  $v$  be a node that outputs an error pointer  $(s, r)$ . Then  $z_v(s)$  is defined, i.e., there is exactly one edge incident to  $v$  with input label  $s$ . Let  $u$  be the neighbour reached by following this edge from  $v$ , i.e.,  $u = z_v(s)$ . Then  $u$  outputs either **Error** or an error pointer  $(s', r')$ , where in the latter case the following hold:
  - $r' \geq r$ , i.e., the type of the pointer cannot decrease when following a chain of error pointers;
  - if  $r' = 0 = r$ , then  $s' = s$ , i.e., the pointers in a chain of error pointers of type 0 are consistently oriented;

- if  $r' = 1 = r$  and  $s \in \{\text{Prev}_j, \text{Next}_j\}$ ,  $s' \in \{\text{Prev}_{j'}, \text{Next}_{j'}\}$ , then  $j' \geq j$ , i.e., when following a chain of error pointers of type 1, the dimension of the pointer cannot decrease;
- if  $r' = 1 = r$  and  $s, s' \in \{\text{Prev}_j, \text{Next}_j\}$  for some  $1 \leq j \leq i$ , then  $s' = s$ , i.e., any two subsequent pointers in the same dimension have the same direction.

These conditions are clearly locally checkable, so  $\Pi_M$  is a valid LCL problem.

### 3.4.2 Time complexity

Let  $B$  be the smallest positive integer satisfying  $n \leq B^{i-1} \cdot g(M_B)$ . We will only consider LBAs with the property that  $B \leq g(M_B)$  and for any two tape sizes  $B_1 \geq B_2$  we have  $g(M_{B_1}) \geq g(M_{B_2})$ . In the following, we prove that  $\Pi_M$  has time complexity  $\Theta(n/B^{i-1}) = \Theta(g(M_B))$ .

#### 3.4.2.1 Upper bound

In order to show that  $\Pi_M$  can be solved in  $O(g(M_B))$  rounds, we provide an algorithm  $\mathcal{A}$  for  $\Pi_M$ . Subsequently, we prove its correctness and that its running time is indeed  $O(g(M_B))$ . Algorithm  $\mathcal{A}$  proceeds as follows.

First, each node  $v$  gathers its constant-radius neighbourhood, and checks whether there is a local error in the grid structure at  $v$ . In that case,  $v$  outputs **Error**. Then, each node  $v$  that did not output **Error** gathers its  $R$ -radius neighbourhood, where  $R = c \cdot g(M_B)$  for a large enough constant  $c \geq i$ , and acts according to the following rules.

- If there is a node labelled **Error** in  $v$ 's  $R$ -radius neighbourhood, then  $v$  outputs an error pointer  $(s, 1)$  of type 1, where  $s \in \{\text{Prev}_j, \text{Next}_j\}$  has the following property: among all shortest paths from  $v$  to some node that outputs **Error**, there is one where the first edge  $e$  on the path has input label  $L_v(e) = s$ , but, for any  $j' < j$ , there is none where the first edge  $e$  has input label  $L_v(e) \in \{\text{Prev}_{j'}, \text{Next}_{j'}\}$ .
- Now consider the case that there is no node labelled **Error** in  $v$ 's  $R$ -radius neighbourhood, but there is a path  $P$  from  $v$  to itself with the following property: Let  $\mathcal{L}'$  be the sequence of labels read on the edges when traversing  $P$ , where for each edge  $e = \{u, w\}$  traversed from  $u$  to  $w$  we only read the label  $L_u(e)$ . Then there is some  $1 \leq j \leq i$  such that the number of occurrences of label  $\text{Prev}_j$  in  $\mathcal{L}'$  is not the same as the number of occurrences of label  $\text{Next}_j$  in  $\mathcal{L}'$ . (In other words, the grid structure wraps around in some way.) Let  $k$  be the smallest  $j$  for which such a path  $P$  exists. Then  $v$  outputs an error pointer  $(s, 0)$  of type 0, where  $s = \text{Next}_k$ .
- If the previous two cases do not apply (i.e., the input graph has a valid grid structure and does not wrap around, as far as  $v$  can see), then  $v$  checks for each dimension  $1 \leq j \leq i$  whether in  $v$ 's  $R$ -radius neighbourhood there is both a node that does not have an incident edge labelled  $\text{Prev}_j$  and a node that does not have an incident edge labelled  $\text{Next}_j$ . For each dimension  $j$  for which such two nodes exist,  $v$  computes the size  $d_j$  of the dimension by determining the distance between those two nodes w.r.t. dimension  $j$ . Here, and in the following,  $v$  assumes that the input graph also continues to be a grid graph outside of  $v$ 's  $R$ -radius neighbourhood. Then,  $v$  checks whether among these  $j$  there is a dimension  $2 \leq j' \leq i$  with  $d_{j'} \leq g(M_B)$  that, in case  $v$  actually computed the size of dimension 1, also satisfies  $d_{j'} \leq d_1$ . Now there are two cases:
  - If such a  $j'$  exists, then  $v$  chooses the smallest such  $j'$  (breaking ties in a consistent manner), denoted by  $k$ , and computes its coordinate in dimension  $k$ . Node  $v$  also computes its coordinate in dimension 1 or verifies that it is larger than  $g(M_B)$ . Since

$v$  can determine whether it has coordinate 0 in all the other dimensions, it has all the information required to compute its output labels in the LBA encoding graph where the LBA execution takes place on the surface that expands in dimensions 1 and  $k$ . Consequently,  $v$  outputs these labels. Note further that, according to the definition of an LBA encoding graph,  $v$  outputs **Exempt** if it verifies that its coordinate in dimension 1 is larger than  $g(M_B)$ , even if it has coordinate 0 in all dimensions except dimension 1 and (possibly)  $k$ . Note that if the input graph does not continue to be a grid graph outside of  $v$ 's  $R$ -radius neighbourhood, then neighbours of  $v$  might output error pointers, but this is still consistent with the local constraints of  $\Pi_M$ .

- If no such  $j'$  exists, then, by the definition of  $B$ , node  $v$  sees (nodes at) both borders of dimension 1. In this case,  $v$  can compute the label it would output in a proof of unbalance, since for this,  $v$  only has to determine whether its coordinates are the same in all dimensions (which is possible as all nodes with this property are in distance at most  $i \cdot g(M_B)$  from the node without any incident edge labelled **Prev**). Consequently,  $v$  outputs this label. Again, if the input graph does not continue to be a grid graph outside of  $v$ 's  $R$ -radius neighbourhood, then, similarly to the previous case, the local constraints of  $\Pi_M$  are still satisfied.

► **Theorem 1.** *Algorithm  $\mathcal{A}$  solves problem  $\Pi_M$  in  $O(g(M_B))$  rounds.*

**Proof.** The complexity of  $\mathcal{A}$  is clearly  $O(g(M_B))$ . We need to prove that it produces a valid output labelling for  $\Pi_M$ . For this, first consider the case that the input graph is a grid graph. Let  $2 \leq k \leq i$  be the dimension with minimum size (apart, possibly, from the size of dimension 1). If  $d_k \leq d_1$ , then  $d_k \leq g(M_B)$ , by the definition of  $B$  and the assumption that  $g(M_B) \geq B$ . In this case, according to algorithm  $\mathcal{A}$ , the nodes output labels that turn the input graph into an LBA encoding graph, thereby satisfying the local constraints of  $\Pi_M$ . If, on the other hand,  $d_k > d_1$ , then according to algorithm  $\mathcal{A}$ , the nodes output labels that constitute a valid proof for unbalanced grids, again ensuring that the local constraints of  $\Pi_M$  are satisfied.

If the input graph looks like a grid graph from the perspective of some node  $v$  (but might not be a grid graph from a global perspective), then there are two possibilities: either the input graph also looks like a grid graph from the perspective of all nodes in  $v$ 's 2-radius neighbourhood, in which case the above arguments ensure that the local constraints of  $\Pi_M$  (regarding LBA encoding labels, i.e., labels from  $\mathcal{L}$ ) are satisfied at  $v$ , or some node in  $v$ 's 2-radius neighbourhood notices that the input graph is not a grid graph, in which case it outputs an error pointer and thereby ensures the local correctness of  $v$ 's output. The same argument holds for the local constraints of  $\Pi_M$  regarding labels for proving unbalance (instead of labels from  $\mathcal{L}$ ), with the only difference that in this case we have to consider  $v$ 's  $i$ -radius neighbourhood (instead of  $v$ 's 2-radius neighbourhood).

What remains to show is that the constraints of  $\Pi_M$  are satisfied at nodes  $v$  that output **Error** or an error pointer. If  $v$  outputs **Error** according to  $\mathcal{A}$ , then the constraints of  $\Pi_M$  are clearly satisfied, hence assume that  $v$  outputs an error pointer  $(s, r)$ .

We first consider the case that  $r = 0$ , i.e.,  $v$  outputs an error pointer of type 0. In this case, according to the specifications of  $\mathcal{A}$ , there is no error in the grid structure in  $v$ 's  $R$ -radius neighbourhood. Let  $u$  be the neighbour of  $v$  the error pointer points to, i.e., the node reached by following the edge with label  $s$  from  $v$ . Due to the valid grid structure around  $v$ , node  $u$  is well-defined. According to the specification of  $\Pi_M$ , we have to show that  $u$  outputs an error pointer  $(r', s')$  satisfying  $r' = 1$  or  $s' = s$ . If there is a node in  $u$ 's  $R$ -radius neighbourhood that outputs **Error**, then  $u$  outputs an error pointer of type 1, i.e.,

$r' = 1$ . Thus, assume that there is no such node, which implies that the grid structure in  $u$ 's  $R$ -radius neighbourhood is valid as well.

Consider a path from  $v$  to itself inside  $v$ 's  $R$ -radius neighbourhood, and let  $L_1, \dots, L_h$  be the sequence of edge labels read when traversing this path, where for each edge  $e = \{w, x\}$ , we only consider the input label that belongs to the node from which the traversal of the edge starts, i.e.,  $L_w(e)$  if edge  $e$  is traversed from  $w$  to  $x$ . Then, due to the grid structure of  $v$ 's  $R$ -radius neighbourhood, there is such a path  $P$  with the following property: for each  $1 \leq j \leq i$ , at most one of  $\text{Prev}_j$  and  $\text{Next}_j$  is contained in the edge label sequence (as any two labels  $\text{Prev}_j$  and  $\text{Next}_j$  “cancel out”), and the edge label sequence (and thus the directions of the edges) is ordered non-decreasingly w.r.t. dimension, i.e., if  $L_{h'} \in \{\text{Prev}_{j'}, \text{Next}_{j'}\}$  and  $L_{h''} \in \{\text{Prev}_{j''}, \text{Next}_{j''}\}$  for some  $1 \leq h' \leq h'' \leq h$ , then  $j' \leq j''$ . Also, we can assume that the edge label  $L_1$  of the first edge on  $P$  is of the kind  $\text{Next}_j$  for some  $j$  as we can reverse the direction of path  $P$  and subsequently transform it into a path with the above properties by reordering the edge labels. Due to the specification of  $\mathcal{A}$  regarding type 0 error pointer outputs and the above observations, we can assume that  $L_1 = s$ .

Consider the path  $P'$  obtained by starting at  $u$  and following the edge label sequence  $L_2, \dots, L_h, s$ . Since  $u = z_v(L_1) = z_v(s)$  and  $v = z_v(L_1, \dots, L_h)$ , we have that  $u = z_u(L_2, \dots, L_h, s)$ . Since  $P$  is contained in the  $R$ -radius neighbourhood of  $v$  (and  $P$  has the nice structure outlined above),  $P'$  is contained in the  $R$ -radius neighbourhood of  $u$ , thereby ensuring that  $u$  outputs a type 0 error pointer. Let  $k$  and  $k'$  be the indices satisfying  $\text{Next}_k = s$  and  $\text{Next}_{k'} = s'$ , respectively. Again due to the specification of  $\mathcal{A}$  regarding type 0 error pointer outputs, we see that  $k' \leq k$ . However, using symmetric arguments to the ones provided above, it is also true that for each path  $P''$  from  $u$  to itself of the kind specified above, there is a path from  $v$  to itself that contains the same labels in the label sequence as  $P''$  (although not necessarily in the same order), which implies that  $k \leq k'$ . Hence,  $k' = k$ , and we obtain  $s' = s$ , as required.

Now consider the last remaining case, i.e., that  $v$  outputs an error pointer  $(s, 1)$  of type 1. Again, let  $u$  be the neighbour of  $v$  the error pointer points to, i.e., the node reached by following the edge with label  $s$  from  $v$ . Let  $D$  and  $D'$  be the lengths of the shortest paths from  $v$ , resp.  $u$  to some node that outputs **Error**. By the specification of  $\mathcal{A}$  regarding type 1 error pointer outputs, we know that  $D' = D - 1$ , which ensures that  $u$  outputs **Error** or an error pointer of type 1. If  $u$  outputs **Error**, then the local constraints of  $\Pi_M$  are clearly satisfied at  $v$ . Thus, consider the case that  $u$  outputs an error pointer  $(s', 1)$  of type 1. Let  $k$  and  $k'$  be the indices satisfying  $s \in \{\text{Prev}_k, \text{Next}_k\}$  and  $s' \in \{\text{Prev}_{k'}, \text{Next}_{k'}\}$ , respectively. We need to show that either  $k' = k$  and  $s' = s$ , or  $k' > k$ .

Suppose for a contradiction that either  $k' = k$  and  $s' \neq s$ , or  $k' < k$ . Note that the latter case also implies  $s' \neq s$ . Consider a path  $P'$  of length  $D'$  from  $u$  to some node  $w$  outputting **Error** with the property that the first edge  $e'$  on  $P'$  has input label  $s'$ . Such a path  $P'$  exists by the specification of  $\mathcal{A}'$ . Let  $P$  be the path from  $v$  to  $w$  obtained by appending  $P'$  to the path from  $v$  to  $u$  consisting of edge  $e = \{v, u\}$ . Note that  $L_v(e) = s$ . Since  $v$  did not output **Error**, the local grid graph constraints, given in Section 3.2.2, are satisfied at  $v$ . Hence, if  $k' < k$ , we can obtain a path  $P''$  from  $v$  to  $w$  by exchanging the directions of the first two edges of  $P$ , i.e.,  $P''$  is obtained from  $P$  by replacing the first two edges  $e, e'$  by the edges  $e'' = \{v, z_v(s')\}, e''' = \{z_v(s'), z_u(s')\}$ . Note that  $L_v(e'') = s'$  and  $L_{z_v(s')}(e''') = s$ . In this case, since  $P''$  has length  $D$  and starts with an edge labelled  $s'$ , we obtain a contradiction to the specification of  $\mathcal{A}$  regarding error pointers of type 1, by the definitions of  $k, k', s, s', D$ . Thus assume that  $k' = k$  and  $s' \neq s$ . In this case,  $z_v(s, s') = z_u(s') = v$  which implies that  $D' = D + 1$ , by the definitions of  $D, D', P'$ . This is a contradiction to the equation

$D' = D - 1$  observed above. Hence, the local constraints of  $\Pi_M$  are satisfied at  $v$ .  $\blacktriangleleft$

### 3.4.2.2 Lower bound

► **Theorem 2.** *Problem  $\Pi_M$  cannot be solved in  $o(g(M_B))$  rounds.*

**Proof.** Consider  $i$ -dimensional grid graphs where the number  $n$  of nodes satisfies  $n = B^{i-1} \cdot g(M_B)$ . Clearly, there are infinitely many  $n$  with this property, due to the definition of  $B$ . More specifically, consider such a grid graph  $\mathcal{G}$  satisfying  $d_j = B$  for all  $j \in \{2, \dots, i\}$ , and  $d_1 = g(M_B)$ . By the local constraints of  $\Pi_M$ , the only valid global output is to produce an LBA encoding graph, on a surface expanding in dimensions 1 and  $k$  for some  $k \in \{2, \dots, i\}$ . In fact:

- If nodes try to prove that the grid graph is unbalanced, since  $g(M_B) \geq B$ , the diagonal proof must either be locally wrong, or it must terminate on a node that, for any  $2 \leq j \leq i$ , does not have an incident edge labelled  $\text{Next}_j$ , which also violates the local constraints of  $\Pi_M$ .
- If nodes try to produce an error pointer, since the specification of the validity of pointer outputs in the local constraints of  $\Pi_M$  ensures that on grid graphs a pointer chain cannot visit any node twice, any error pointer chain must terminate somewhere. Since no nodes can be labelled **Error**, this is not valid.
- The only remaining possibility for the node not having any edge labelled with **Prev**, is to output a label from  $\mathcal{L} \setminus \{\text{Exempt}\}$ , which already implies that all the other nodes must produce outputs that turn the graph into an LBA encoding graph.

Thus, it remains to show that producing a valid LBA encoding labelling requires time  $\Omega(g(M_B))$ . Consider the node having coordinate 1 equal to  $x = g(M_B)$  and all other coordinates equal to 0. This node must be labelled **State**( $f$ ), the nodes with coordinate 1 strictly less than  $x$  must not be labelled **State**( $f$ ), and the nodes with coordinate 1 strictly greater than  $x$  must be labelled **Exempt**. Thus, a node needs to know if it is at distance  $g(M_B)$  from the boundary of coordinate 1, which requires  $\Omega(g(M_B))$  time.  $\blacktriangleleft$

### 3.4.3 Instantiating the LCL construction

Our construction is quite general and allows to encode a wide variety of LBAs to obtain many different LCL complexities. As a proof of concept, we show some complexities that can be obtained using some specific LBAs.

- By using a  $k$ -unary counter, for constant  $k$ , we obtain a growth of  $\Theta(B^k)$ .
- By using a binary counter, we obtain a growth of  $\Theta(2^B)$ .

► **Theorem 3.** *For any rational number  $0 \leq \alpha \leq 1$ , there exists an LCL problem with time complexity  $\Theta(n^\alpha)$ .*

**Proof.** Let  $j > k$  be positive integers satisfying  $\alpha = k/j$ . Given an LBA with growth  $\Theta(B^k)$  and using a  $(j - k + 1)$ -dimensional grid graph, we obtain an LCL problem with complexity  $\Theta(n/B^{j-k})$ . We have that  $n = \Theta(B^{j-k} \cdot g(M_B)) = \Theta(B^j)$ , which implies  $B = \Theta(n^{1/j})$ . Thus the time complexity of our LCL problem is  $\Theta(n/n^{(j-k)/j}) = \Theta(n^\alpha)$ .  $\blacktriangleleft$

► **Theorem 4.** *There exist LCL problems of complexities  $\Theta(\frac{n}{\log^i n})$ , for any positive integer  $i$ .*

**Proof.** Given an LBA with growth  $\Theta(2^B)$  and using an  $(i + 1)$ -dimensional grid graph, we obtain an LCL problem with complexity  $\Theta(n/B^i)$ . We have that  $n = \Theta(B^i \cdot g(M_B)) =$



$\Theta(B^i \cdot 2^B)$ , which implies  $B = \Theta(\log n)$ . Thus the time complexity of our LCL problem is  $\Theta(n/\log^i n)$ .  $\blacktriangleleft$

## 4 Complexity gap on trees

In this section we prove that, on trees, there are no LCL problems having complexity  $T$  between  $\omega(\sqrt{n})$  and  $o(n)$ . We show that, given an algorithm  $\mathcal{A}$  that solves a problem in time  $T$ , it is possible to speed its running time up to  $O(\sqrt{n})$ , by first constructing a virtual tree  $S$  in which a ball of radius  $T$  corresponds to a ball of radius  $O(\sqrt{n})$  of the original graph, and then find a valid output for the original graph, having outputs for the virtual graph  $S$ .

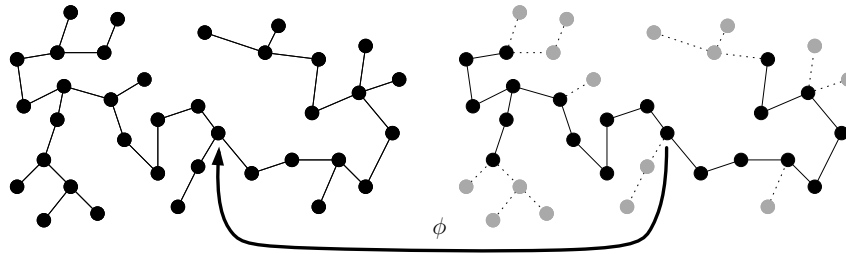
### 4.1 Skeleton tree

We first describe how nodes can distributedly construct a virtual tree  $T'$ , called the *skeleton* of a tree  $T$ . Intuitively,  $T'$  is obtained from  $T$  by removing all subtrees having a height that is less than some threshold  $\tau$ .

More formally, let  $\tau = c\sqrt{n}$ , for some constant  $c$  that will be fixed later. Each node  $v$  starts by gathering its  $(\tau + 1)$ -radius neighbourhood  $\text{Ball}_v$ . Then,  $\text{Ball}_v$  is partitioned in  $d_v$  components, one for each neighbour of  $v$ . Each component  $C_i(v)$  ( $1 \leq i \leq d_v$ ) contains all nodes of  $\text{Ball}_v$  present in the subtree rooted at the  $i$ -th neighbour of  $v$ , excluding  $v$ .

Then, each node marks as Del all the components that have low diameter, broadcasts this information, and nodes build the skeleton tree by removing all the components marked as Del by at least some node. More precisely, each node  $v$ , for each  $C_i(v)$ , if  $\text{dist}(v, w) < \tau$  for all  $w$  in  $V(C_i(v))$ , marks all edges in  $E(C_i(v)) \cup \{\{v, u\}\}$  as Del. Let  $D_v = \{j \mid C_j(v) \text{ has been marked as Del}\}$ . Then,  $v$  broadcasts  $\text{Ball}_v$  and the edges marked as Del to all nodes at distance at most  $\tau + 2c$ . Finally, each node internally marks as Del all edges that it knows have been marked by at least one node.

The skeleton tree  $T' = (V', E')$  is defined in the following way. Intuitively, we keep only edges that have not been marked Del, and nodes with at least one remaining edge. In particular,  $E' = \{e \in E(T) \mid e \text{ is not marked Del}\}$ , and  $V' = \{u \mid \exists w \text{ s.t. } \{u, w\} \in E'\}$ . Also, we want to keep track of the mapping from nodes of  $T'$  to their original node of  $T$ , let  $\phi$  be such a mapping. Finally, we want to keep track of deleted subtrees, let  $\mathcal{T}_v$  be the subtree of  $T$  rooted at  $v \in V'$  containing all nodes of  $C_j(v)$ , for all  $j \in D_v$ . See Figure 4 for an example.

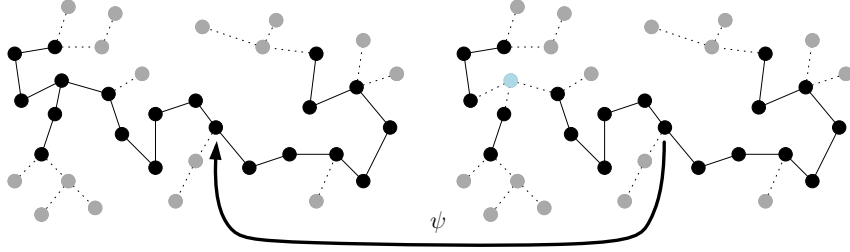


**Figure 4** Example of a tree  $T$  and its skeleton  $T'$ ; nodes removed from  $T$  in order to obtain  $T'$  are shown in gray.

## 4.2 Virtual tree

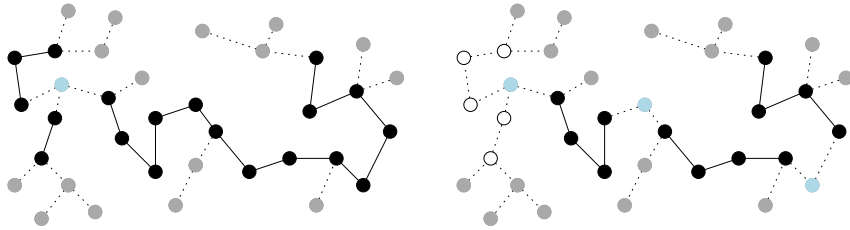
We now show how to distributedly construct a new virtual tree, starting from  $T'$ , that satisfies some useful properties. Informally, the new tree is obtained by *pumping* all paths contained in  $T'$  having length above some threshold. More precisely, by considering only degree-2 nodes of  $T'$  we obtain a set of paths. We split these paths in shorter paths of length  $l$  ( $c \leq l \leq 2c$ ) by computing a  $(c+1, c)$  ruling set. Then, we pump these paths in order to obtain the final tree. Recall a  $(\alpha, \beta)$ -ruling set  $R$  of a graph  $G$  guarantees that nodes in  $R$  have distance at least  $\alpha$ , while nodes outside  $R$  have at least one node in  $R$  at distance at most  $\beta$ . It can be distributedly computed in  $O(\log^* n)$  rounds using standard colouring algorithms [13].

More formally, we start by splitting the tree in many paths of short length. Let  $T''$  be the forest obtained by removing from  $T'$  each node  $v$  having  $d_v^{T'} > 2$ .  $T''$  is a collection  $\mathcal{P}$  of disjoint paths. Let  $\psi$  be the mapping from nodes of  $T''$  to their corresponding node of  $T'$ . See Figure 5 for an example.



■ **Figure 5** Example of the tree  $T''$  obtained from  $T'$ ; nodes with degree greater than 2 (in blue) are removed from  $T'$ .

We now want to split long paths of  $\mathcal{P}$  in shorter paths. In order to achieve this, nodes of the same path can efficiently find a  $(c+1, c)$  ruling set in the path containing them. Nodes not in the ruling set form short paths of length  $l$ , such that  $c \leq l \leq 2c$ , except for some paths of  $\mathcal{P}$  that were already too short, or subpaths at the two ends of a longer path. Let  $\mathcal{Q}$  be the subset of the resulting paths having length  $l$  satisfying  $c \leq l \leq 2c$ . See Figure 6 for an example.



■ **Figure 6** Blue nodes break the long paths  $\mathcal{P}$  of  $T''$  shown on the left into short paths  $\mathcal{Q}$  shown in black on the right; short paths (in the example, paths with length less than 4) are ignored.

In order to obtain the final tree, we use the following function, *Replace*. Informally, given a graph  $G$  and a subgraph  $H$  connected to the other nodes of  $G$  via a set of nodes  $F$  called poles, and given another graph  $H'$ , it replaces  $H$  with  $H'$ . This function is a simplified version of the function *Replace* presented in [8] in Section 3.3.

► **Definition 5** (*Replace*). Let  $H$  be a subgraph of  $G$ . The poles of  $H$  are those vertices in  $V(H)$  adjacent to some vertex in  $V(G) \setminus V(H)$ . Let  $F = (v_1, \dots, v_p)$  be a list of the poles

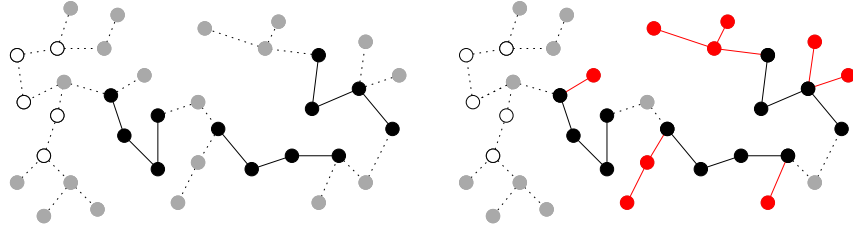
of  $H$ , and let  $F' = (v'_1, \dots, v'_p)$  be a list of nodes contained in  $H'$  (called poles of  $H'$ ). The graph  $G' = \text{Replace}(G, (H, F), (H', F'))$  is defined in the following way. Beginning with  $G$ , replace  $H$  with  $H'$ , and replace any edge  $\{u, v_i\}$ , where  $u \in V(G) \setminus V(H)$ , with  $\{u, v'_i\}$ .

Informally, we will use the function  $\text{Replace}$  to substitute each path  $Q \in \mathcal{Q}$  with a longer version of it, that satisfies some useful properties. We will later define a function,  $\text{Pump}$ , that is used to obtain these longer paths. The function  $\text{Pump}$  is defined in an analogous way to the function  $\text{Pump}$  presented in [8] in Section 3.8. We now show which properties it satisfies.

► **Definition 6** (Properties of Pump). Given a path  $Q \in \mathcal{Q}$  of length  $l$  ( $c \leq l \leq 2c$ ), consider the subgraph  $Q^T$  of  $T$ , containing, for each  $v \in V(Q)$ , the tree  $\mathcal{T}_{\chi(v)}$ , where  $\chi(v) = \phi(\psi(v))$ , that is, the path  $Q$  augmented with all the nodes deleted from the original tree that are connected to nodes of the path. Let  $v_1, v_2$  be the endpoints of  $Q$ .

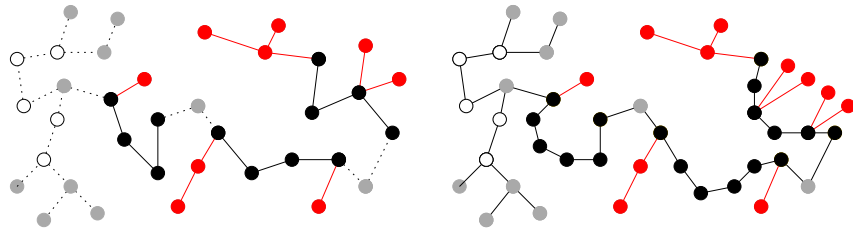
The function  $\text{Pump}(Q^T, B)$  produces a new tree  $P^T$  having two endpoints  $v'_1, v'_2$  satisfying that the path between  $v'_1$  and  $v'_2$  has length  $l'$  such that  $cB \leq l' \leq c(B+1)$ . The new tree is obtained by replacing a subpath of  $Q$  (and the deleted nodes connected to it) with many copies of it, concatenated one after the other. Let  $G' = \text{Replace}(G, (Q^T, (v_1, v_2)), (P^T, (v'_1, v'_2)))$ .  $\text{Pump}$  satisfies that nodes  $v'_1, v'_2$  in  $G'$  have the same view as  $v_1, v_2$  in  $G$  at distance  $2r$  (where  $r$  is the LCL checkability radius).

See Figure 7 for an example of  $Q^T$ .



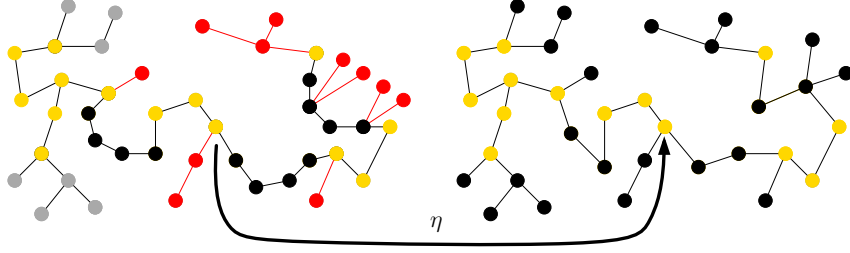
■ **Figure 7** Example of  $Q^T$ , obtained by merging the path nodes (in black) with previously removed trees connected to them (in red).

The final tree  $S$  is obtained from  $T$  by replacing each path  $Q \in \mathcal{Q}$  in the following way. Let  $\mathcal{Q}^T$  be the set containing all  $Q^T$ . Replace each subgraph  $Q^T$  with  $P^T = \text{Pump}(Q^T, B)$ . Note that a node  $v$  can not see the whole set  $\mathcal{Q}$ , but just all the paths  $Q \in \mathcal{Q}$  that end at distance at most  $\tau + 2c$  from  $v$ . Thus each node locally computes just a part of  $S$ , that is enough for our purpose. We call the subgraph of  $Q^T$  induced by the nodes of  $Q$  the *main path* of  $Q^T$ , and we define the main path of  $P^T$  in an analogous way. See Figure 8 for an example.



■ **Figure 8**  $S$  (on the right) is obtained by pumping the black paths.

Finally, we want to keep track of the *real* nodes of  $S$ . Nodes of  $S$  are divided in two parts,  $S_o$  and  $S_p$ . The set  $S_o$  contains all nodes of  $T'$  that are not contained in any  $Q^T$ , and all nodes that are at distance at most  $2r$  from nodes not contained in any  $Q^T$ , while  $S_p = V(S) \setminus S_o$ . Let  $\eta$  be a mapping from real nodes of the virtual graph ( $S_o$ ) to their corresponding node of  $T$  (this is well defined, by the properties of Pump), and let  $T_o = \{\eta(v) \mid v \in S_o\}$  (note that also  $\eta^{-1}$  is well defined for nodes in  $T_o$ ). Informally,  $T_o$  is the subset of nodes of  $T$  that are far enough from pumped regions of  $S$ , and have not been removed while creating  $T'$ . Note that we use the function  $\eta$  to distinguish between nodes of  $S$  and nodes of  $T$ , but  $\eta$  is actually the identity function between a subset of shared nodes. Let  $\text{Virt}$  be the function that maps  $T$  to  $S$ , that is,  $S = \text{Virt}(T, B, c)$ . See Figure 9 for an example.



■ **Figure 9** Nodes in yellow on the left are the ones in  $S_o$ , while the yellow ones on the right are nodes in  $T_o$

### 4.3 Properties of the virtual tree

The following lemma bounds the size of the graph  $S$ , compared to the size of  $T$ .

► **Lemma 7.** *The tree  $S$  has at most  $N = c(B + 1)n$  nodes, where  $n = |V(T)|$ , and  $S = \text{Virt}(T, B, c)$ .*

**Proof.**  $S$  is obtained by pumping  $T$ . The main path of the subtree obtained by pumping some  $Q^T \in \mathcal{Q}^T$  has length at most  $c(B + 1)$ . This implies that each node of the main path of  $Q^T$  is copied at most  $c(B + 1)$  times. Also, a deleted tree  $\mathcal{T}_v$  rooted at some path node  $v$  is not connected to more than one path node. Thus, *all* nodes of  $T$  are copied at most  $c(B + 1)$  times. ◀

The following lemma bounds the size of  $T'$  compared to the size of  $T''$ .

► **Lemma 8.** *For any path  $P = (x_1, \dots, x_k)$  of length  $k \geq c\sqrt{n}$  that is a subgraph of  $T'$ , at most  $\frac{\sqrt{n}}{c}$  nodes in  $V(P)$  have degree greater than 2.*

**Proof.** If a node  $x_j \in P$  has  $d_v^{T'} > 2$ , it means that it has at least one neighbour  $z \notin \{x_{j-1}, x_{j+1}\}$  in  $T'$  such that there exists a node  $w$  satisfying  $\text{dist}(x_j, w) \geq \tau$  such that the shortest path connecting  $x_j$  and  $w$  contains  $z$ . Thus, for each node in  $P$  with  $d_v^{T'} > 2$ , we have at least other  $\tau$  nodes not in  $P$ . If at least  $\frac{\sqrt{n}}{c} + 1$  nodes of  $P$  have degree greater than 2, we would obtain a total of  $(\frac{\sqrt{n}}{c} + 1) \cdot \tau > n$  nodes, a contradiction. ◀

The following lemma compares distances in  $T$  with distances in  $S$ .

► **Lemma 9.** *There exists some constant  $c$  such that, if nodes  $u, v$  of  $T_o$  are at distance at least  $c\sqrt{n}$  in  $T$ , then their corresponding nodes  $\eta^{-1}(u)$  and  $\eta^{-1}(v)$  are at distance at least  $cB\sqrt{n}/3$  in  $S$ .*

**Proof.** Consider a node  $u$  at distance  $\tau$  from  $v$  in  $T$ . There must exist a path  $P$  in  $T'$  connecting  $\phi^{-1}(u)$  and  $\phi^{-1}(v)$ . By Lemma 8, at most  $\frac{\sqrt{n}}{c}$  nodes in  $P$  have degree greater than 2, call the set of these nodes  $X$ . We can bound the number of nodes of  $P$  that are not part of paths that will be pumped in the following way:

- At most  $\frac{c\sqrt{n}+1}{c+1} + \frac{\sqrt{n}}{c} + 1$  nodes can be part of the ruling set. The first summand bounds all the ruling set nodes whose right-hand short path is of length at least  $c$ , the second one bounds the ruling set nodes whose right-hand short path ends in a node  $x \in X$ , and the last one considers the path that ends in  $\phi^{-1}(u)$  or  $\phi^{-1}(v)$ .
- At most  $\frac{\sqrt{n}}{c}(1 + 2(c-1))$  nodes are either in  $X$  or in short paths of length at most  $c-1$  on the sides of a node in  $X$ .
- At most  $2(c-1)$  nodes are between  $\phi^{-1}(u)$  (or  $\phi^{-1}(v)$ ) and a ruling set node.

While pumping the graph, in the worst case we replace paths of length  $2c$  with paths of length  $cB$ , thus  $\text{dist}(\phi^{-1}(u), \phi^{-1}(v)) \geq (c\sqrt{n}+1 - (\frac{c\sqrt{n}+1}{c+1} + \frac{\sqrt{n}}{c} + 1 + \frac{\sqrt{n}}{c}(1+2(c-1)) + 2(c-1))) \cdot \frac{cB}{2c} - 1$ , which is greater than  $cB\sqrt{n}/3$  for  $c$  and  $n$  greater than a large enough constant. ◀

#### 4.4 Solving the problem faster

We now show how to speed up the algorithm  $\mathcal{A}$  and obtain an algorithm running in  $O(\sqrt{n})$ . First, note that if the diameter of the original graph is  $O(\sqrt{n})$ , every node sees the whole graph in  $O(\sqrt{n})$  rounds, and the problem is trivially solvable by brute force. Thus, in the following we assume that the diameter of the graph is  $\omega(\sqrt{n})$ . This also guarantees that  $T_o$  is not empty.

Informally, nodes can distributedly construct the virtual tree  $S$  in  $O(\sqrt{n})$  rounds, and safely execute the original algorithm on it. Intuitively, even if a node  $v$  sees just a part of  $S$ , we need to guarantee that this part has large enough radius, such that the original algorithm can't see outside the subgraph of  $S$  constructed by  $v$ .

More precisely, all nodes do the following. First, they distributedly construct  $S$ , in  $O(\sqrt{n})$  rounds. Then, each node  $v$  in  $T_o$  (nodes for which  $\eta^{-1}(v)$  is defined), simulates the execution of  $\mathcal{A}$  on node  $\eta^{-1}(v)$  of  $S$ , by telling to  $\mathcal{A}$  that there are  $N = c(B+1)n$  nodes. Then, each node  $v$  in  $T_o$  outputs the same output assigned by  $\mathcal{A}$  to node  $\eta^{-1}(v)$  in  $S$ . Also, each node  $v$  in  $T_o$  fixes the output for all nodes in  $\mathcal{T}_v$  ( $\eta$  can be defined also for them,  $v$  sees all of them, and the view of these nodes is contained in the view of  $v$ , thus it can simulate  $\mathcal{A}$  in  $S$  for all of them). Let  $\Lambda$  be the set of nodes that already fixed an output, that is,  $\Lambda = \{\{u\} \cup V(\mathcal{T}_u) \mid u \in T_o\}$ . Intuitively  $\Lambda$  contains all the real nodes of  $S$  (nodes with a corresponding node in  $T$ ) and leaves out only nodes that correspond to pumped regions. Finally, nodes in  $V(T) \setminus \Lambda$  find a valid output via brute force.

We need to prove two properties, the first shows that a node can safely execute  $\mathcal{A}$  on the subgraph of  $S$  that it knows, while the second shows that it is always possible to find a valid output for nodes in  $V(T) \setminus \Lambda$  after having fixed outputs for nodes in  $\Lambda$ .

Let us choose a  $B$  satisfying  $\tau_{\text{orig}}(N) \leq cB\sqrt{n}/3$ , where  $\tau_{\text{orig}}(N)$  is the running time of  $\mathcal{A}$ . Note that  $B$  can be an arbitrarily large function of  $n$ . Such a  $B$  exists for all  $\tau_{\text{orig}}(x) = o(x)$ . We prove the following lemma.

► **Lemma 10.** *For nodes in  $T_o$ , it is possible to execute  $\mathcal{A}$  on  $S$  by just knowing the neighbourhood of radius  $c\sqrt{n}$  in  $T$ .*

**Proof.** First, note that by Lemma 7, the number of nodes of the virtual graph,  $|V(S)|$ , is always at most  $N$ , thus, it is not possible that a node of  $S$  sees a number of nodes that is more than the number claimed when simulating the algorithm.

Second, since  $B$  satisfies  $\tau_{\text{orig}}(N) \leq cB\sqrt{n}/3$ , and since by Lemma 9 the nodes outside a  $c\sqrt{n}$  ball of nodes in  $T_o$  are at distance at least  $cB\sqrt{n}/3$  in  $S$ , the running time of  $\mathcal{A}$  is less than the radius of the subtree of  $S$  rooted at  $v$  that it distributedly computed and is aware of. This second part also implies that nodes in  $T_o$  do not see the whole graph, thus they can't notice that the value of  $N$  is not the real size of the graph.  $\blacktriangleleft$

## 4.5 Filling gaps by bruteforce

In this last part, we show that, by starting from a tree  $T$  in which nodes of  $\Lambda$  have already fixed an output, we can find a valid output for all the other nodes of the graph, in constant time. For this purpose, we adapt some definitions presented in [8], where it is shown that, by starting from a partially labelled graph, if we replace a subgraph with a different subgraph of the same *type*, then the labelling of the original graph can be completed if and only if the labelling of the new graph can be completed. In our case the subgraphs that we replace are not labelled, and the following definitions handle exactly this case. In the following, unless stated otherwise, we use the term labelling to refer to an *output* labelling.

We start by defining an equivalence relation  $\sim^*$  between two pairs  $(H, F)$  and  $(H', F')$  composed of a graph and its poles. Intuitively, this equivalence relation says that equivalent  $H$  and  $H'$  should be isomorphic near the poles, and that if we fix some output near the poles of one graph, if we copy that output on the other graph (on the isomorphic part), and if that output is completable on the remaining nodes of the first graph, then it should be completable also on the other graph. A partial labelling (a partial function from nodes to labels) is called *extendible* if it is possible to assign a label to unlabelled nodes such that it is locally consistent for every node, that is, the labelling satisfies the constraints of the given LCL problem at every node. This is a simplified version of the equivalence relation  $\sim$  presented in [8] in Section 3.5.

► **Definition 11** (The equivalence relation  $\sim^*$ ). Given a graph  $H$  and its poles  $F$ , define  $\xi(H, F) = (D_1, D_2, D_3)$  to be a tripartition of  $V(H)$  where  $D_1 = \bigcup_{v \in F} N^{r-1}(v)$ ,  $D_2 = \bigcup_{v \in D_1} N^r(v) \setminus D_1$ , and  $D_3 = V(H) - (D_1 \cup D_2)$ . Let  $Q$  and  $Q'$  be the subgraphs of  $H$  and  $H'$  induced by the vertices in  $D_1 \cup D_2$  and  $D'_1 \cup D'_2$  respectively.

The equivalence holds, i.e.,  $(H, F) \sim^* (H', F')$ , if and only if there is a 1 to 1 correspondence  $\phi : (D_1 \cup D_2) \rightarrow (D'_1 \cup D'_2)$  satisfying:

- $Q$  and  $Q'$  are isomorphic under  $\phi$ , preserving the input labels of the LCL problem (if any), and preserving the order of the poles.
- Let  $\mathcal{L}_*$  be any assignment of output labels to vertices in  $D_1 \cup D_2$ , and let  $\mathcal{L}'_*$  be the corresponding labelling of  $D'_1 \cup D'_2$  under  $\phi$ . Then  $\mathcal{L}_*$  is extendible to  $V(H)$  if and only if  $\mathcal{L}'_*$  is extendible to  $V(H')$ .

In [8], it is proved that this equivalence relation is preserved after replacing equivalent subgraphs, and that, if the number of poles is constant, there is a constant number of equivalence classes.

Also, in Section 3.6 of [8] the following lemma is proved. Informally, it shows that if we have a valid labelling for a graph, and we replace a subgraph with another equivalent to it, it is enough to change the labelling of the new subgraph in order to obtain a valid labelling for the whole new graph. Also, the labelling near the borders is preserved. A labelling is locally consistent for node  $v$  if the LCL verifier running on node  $v$  accepts that labelling.

► **Lemma 12.** Let  $G' = \text{Replace}(G, (H, F), (H', F'))$ . Suppose  $(H, F) \sim^* (H', F')$ . Let  $D_0 = V(G) \setminus V(H)$ . Let  $\mathcal{L}_\diamond$  be a complete labelling of  $G$  that is locally consistent for all vertices in  $D_2 \cup D_3$ . Then there exists a complete labelling  $\mathcal{L}'_\diamond$  satisfying the following:

- $\mathcal{L}_\diamond = \mathcal{L}'_\diamond$  for all  $v \in D_0 \cup D_1 \cup D_2$  and their corresponding vertices in  $D'_0 \cup D'_1 \cup D'_2$ . Also, if  $\mathcal{L}_\diamond$  is locally consistent for a node  $v$ , then  $\mathcal{L}'_\diamond$  is locally consistent for  $\phi(v)$ .
- $\mathcal{L}'_\diamond$  is locally consistent for all nodes in  $D'_2 \cup D'_3$ .

We now adapt the definition of the function Pump presented in [8] for our purposes. Intuitively, as previously explained, starting from our tree  $T$  we replace all subgraphs  $Q^T \in \mathcal{Q}^T$  with a pumped version of  $Q^T$ . Each  $Q^T$  is composed of a main path in which, for each node, there is a subtree of height  $O(\sqrt{n})$ . Note that  $Q^T$  is connected to the rest of  $T$  on the two endpoints of the main path, thus it has two poles, that implies, as previously discussed, that the number of equivalence classes under  $\sim$  is constant. This class is also computable by a node, since it considers only the subtrees  $Q^T$  that are contained in its ball. Also, we can see  $Q^T$  as a sequence of  $\mathcal{T}_v$ , and the type of a  $Q^T$  can be computed, as in [8], by reading one “character” (class of  $\mathcal{T}_v$  at a time). Finally, we can see the sequence as a string that, if it is long enough, we can pump in order to obtain a longer string of the same type. More formally, consider a tree  $Q^T \in \mathcal{Q}^T$ . We can see  $Q^T$  as a path of length  $k$ , where each node  $i$  is the root of a tree  $\mathcal{T}_i$  ( $1 \leq i \leq k$ ). Let  $(\mathcal{T}_i)_{i \in [k]}$  denote this path. Let  $\text{Class}(\mathcal{T}_j)$  be the equivalence class of the tree  $\mathcal{T}_j$  considering  $j$  as the unique pole, and let  $\text{Type}(H)$  be the equivalence class of the path  $H$  considering its endpoints as poles.

The following lemma says that nodes can compute the type of the deleted trees rooted on nodes contained in their balls.

► **Lemma 13.** *Each node  $u$  can determine the type of  $\mathcal{T}_v$  for all  $v \in \text{Ball}_u$ .*

**Proof.** When nodes compute the skeleton tree  $T'$ , they broadcast all their balls to the nodes inside their balls. Since a tree  $\mathcal{T}_v$  has height  $O(\sqrt{n})$ , it is fully contained in the ball of  $v$ , thus all the nodes in the ball of  $v$  see the whole tree  $\mathcal{T}_v$ , and can determine its type (it depends only on the structure of  $\mathcal{T}_v$  and the inputs of the nodes in this tree). ◀

The following is a crucial lemma proved in Section 3.8 of [8].

► **Lemma 14.** *Let  $H = (\mathcal{T}_i)_{i \in [k]}$  and  $H' = (\mathcal{T}_i)_{i \in [k+1]}$  be identical to  $H$  in its first  $k$  trees. Then  $\text{Type}(H')$  is a function of  $\text{Type}(H)$  and  $\text{Class}(\mathcal{T}_{k+1})$ .*

As shown in [8], Lemma 14 allows us to bring classic automata theory into play. By Lemma 13, nodes can know the type of each  $\mathcal{T}_i$  contained in a path that they want to pump. Consider a path  $H = (\mathcal{T}_i)_{i \in [k]}$ , and the sequence  $C = (c_1, \dots, c_k)$ , where  $c_i$  is  $\text{Class}(\mathcal{T}_i)$ . A finite automaton can determine the type of  $H$  by reading one character of  $C$  at a time. The number of states in this automaton is constant, let  $\ell_{\text{pump}}$  be such a constant. The following lemma holds (Lemma 7 in [8]).

► **Lemma 15.** *Let  $H = (\mathcal{T}_i)_{i \in [k]}$ , with  $k \geq \ell_{\text{pump}}$ .  $H$  can be decomposed into three subpaths  $H = x \circ y \circ z$  such that:*

- $|xy| \leq \ell_{\text{pump}}$ ,
- $|y| \geq 1$ ,
- $\text{Type}(x \circ y^j \circ z) = \text{Type}(H)$  for each non-negative  $j$ .

We finally define the function Pump, that, given a tree  $Q^T$  having a main path of short length, produces a new tree  $P^T$  having a main path that is arbitrary longer, such that their types are equivalent.

► **Definition 16 (Pump).** Let  $Q^T \in \mathcal{Q}^T$ , and fix  $c = \ell_{\text{pump}} + 4r$ . We have that the main path of  $Q^T$  has length at least  $\ell_{\text{pump}} + 4r$ . Let us split the main path of  $Q^T$  in three



subpaths  $p_l, p_c, p_r$ , two of length  $2r$  near the poles ( $p_l$  and  $p_r$ ), and one of length at least  $\ell_{\text{pump}}$  containing the remaining nodes ( $p_c$ ).  $\text{Pump}(Q^T, B)$  produces a tree  $P^T$  such that  $\text{Type}(Q^T) = \text{Type}(P^T)$  and the main path of  $P^T$  has length  $l'$  satisfying  $cB \leq l' \leq c(B+1)$ . This is obtained by pumping the subpath  $p_c$ . By Lemma 15 such a function exists. Since the paths  $p_l$  and  $p_r$  are preserved during the pump, the isomorphism near the poles is preserved.

We now prove that the partial labelling produced by the algorithm previously described can be completed consistently. Consider the tripartition described in Definition 11. Let  $\mathcal{R}$  be the union of all the replaced subgraphs, and let  $D_1, D_2, D_3$  be a tripartition of it as defined in Definition 11. By definition of  $T_o$ ,  $\Lambda$  corresponds to nodes in  $D_0 \cup D_1 \cup D_2$ .

First, notice that a node in  $\mathcal{R}$  sees all the nodes in the regions  $D_1$  and  $D_2$  of the replaced subgraph where it is located, thus it has enough information needed to find a valid output via brute force.

Second, by Lemma 12, in order to show that the partial labelling can be completed consistently, it is enough to show that each replaced  $Q^T$  is in the same equivalence class as  $\text{Pump}(Q^T, B)$ , which is true by the definition of Pump.

---

## References

- 1 Alkida Balliu, Juho Hirvonen, Janne H. Korhonen, Tuomo Lempiäinen, Dennis Olivetti, and Jukka Suomela. New classes of distributed time complexity. In *Proc. 50th Annual Symposium on the Theory of Computing (STOC 2018)*. ACM, 2018 (to appear). [arXiv:1711.01871](#).
- 2 Leonid Barenboim. Deterministic  $(\Delta + 1)$ -coloring in sublinear (in  $\Delta$ ) time in static, dynamic, and faulty networks. *Journal of the ACM*, 63(5):47:1–47:22, 2016. [doi:10.1145/2979675](#).
- 3 Leonid Barenboim, Michael Elkin, and Fabian Kuhn. Distributed  $(\Delta + 1)$ -coloring in linear (in  $\Delta$ ) time. *SIAM Journal on Computing*, 43(1):72–95, 2014. [doi:10.1137/12088848X](#).
- 4 Sebastian Brandt, Orr Fischer, Juho Hirvonen, Barbara Keller, Tuomo Lempiäinen, Joel Rybicki, Jukka Suomela, and Jara Uitto. A lower bound for the distributed Lovász local lemma. In *Proc. 48th Annual Symposium on the Theory of Computing (STOC 2016)*, pages 479–488. ACM, 2016. [arXiv:1511.00900](#). [doi:10.1145/2897518.2897570](#).
- 5 Sebastian Brandt, Juho Hirvonen, Janne H. Korhonen, Tuomo Lempiäinen, Patric R.J. Östergård, Christopher Purcell, Joel Rybicki, Jukka Suomela, and Przemysław Uznański. LCL problems on grids. In *Proc. 35th ACM Symposium on the Principles of Distributed Computing (PODC 2017)*, pages 101–110, 2017. [doi:10.1145/3087801.3087833](#).
- 6 Yi-Jun Chang, Qizheng He, Wenzheng Li, Seth Pettie, and Jara Uitto. The complexity of distributed edge colouring with small palettes. In *Proc. 29th Annual ACM-SIAM Symposium on Discrete Algorithms (SODA 2018)*. Society for Industrial and Applied Mathematics, 2018.
- 7 Yi-Jun Chang, Tsvi Kopelowitz, and Seth Pettie. An exponential separation between randomized and deterministic complexity in the LOCAL model. In *Proc. 57th Annual IEEE Symposium on Foundations of Computer Science (FOCS 2016)*, pages 615–624. IEEE, 2016. [arXiv:1602.08166](#).
- 8 Yi-Jun Chang and Seth Pettie. A time hierarchy theorem for the LOCAL model. In *Proc. 58th Annual IEEE Symposium on Foundations of Computer Science (FOCS 2017)*, 2017. [arXiv:1704.06297](#).
- 9 Richard Cole and Uzi Vishkin. Deterministic coin tossing with applications to optimal parallel list ranking. *Information and Control*, 70(1):32–53, 1986. [doi:10.1016/S0019-9958\(86\)80023-7](#).

- 10 Pierre Fraigniaud, Marc Heinrich, and Adrian Kosowski. Local conflict coloring. In *Proc. 57th Annual IEEE Symposium on Foundations of Computer Science (FOCS 2016)*, pages 625–634, 2016. doi:10.1109/FOCS.2016.73.
- 11 Mohsen Ghaffari and Hsin-Hao Su. Distributed degree splitting, edge coloring, and orientations. In *Proc. 28th Annual ACM-SIAM Symposium on Discrete Algorithms (SODA 2017)*, pages 2505–2523. Society for Industrial and Applied Mathematics, 2017. doi:10.1137/1.9781611974782.166.
- 12 John E. Hopcroft and Jeffrey D. Ullman. *Introduction to Automata Theory, Languages and Computation*. Addison-Wesley, 1979.
- 13 Nathan Linial. Locality in distributed graph algorithms. *SIAM Journal on Computing*, 21(1):193–201, 1992. doi:10.1137/0221015.
- 14 Moni Naor and Larry Stockmeyer. What can be computed locally? *SIAM Journal on Computing*, 24(6):1259–1277, 1995. doi:10.1137/S0097539793254571.
- 15 Alessandro Panconesi and Romeo Rizzi. Some simple distributed algorithms for sparse networks. *Distributed Computing*, 14(2):97–100, 2001. doi:10.1007/PL00008932.
- 16 Alessandro Panconesi and Aravind Srinivasan. The local nature of  $\Delta$ -coloring and its algorithmic applications. *Combinatorica*, 15(2):255–280, 1995. doi:10.1007/BF01200759.
- 17 David Peleg. *Distributed Computing: A Locality-Sensitive Approach*. SIAM Monographs on Discrete Mathematics and Applications. SIAM, Philadelphia, 2000.