

Parameter estimation for high dimensional change point regression models without grid search

Abhishek Kaul^{a,1}, Venkata K. Jandhyala^a, Stergios B. Fotopoulos^b

^aDepartment of Mathematics and Statistics, ^bDepartment of Finance and Management Science,
Washington State University, Pullman, WA 99164, USA.

Abstract

We propose an ℓ_1 regularized estimator for the parameters of a high dimensional change point regression model and provide the corresponding rates of convergence for the regression as well change point estimates. Importantly, the computational cost of our estimator is $2 \cdot \text{Lasso}(n, p)$, where $\text{Lasso}(n, p)$ represents the computational burden of one Lasso optimization. In comparison, existing grid search based approaches to this problem require a computational cost of at least $n \cdot \text{Lasso}(n, p)$ optimizations. We work under a subgaussian random design where the underlying assumptions in our study are milder than those currently assumed in the high dimensional change point regression literature. We allow the true change point parameter τ_{0n} to possibly move to the boundaries of its parametric space, and the jump size $\|\beta_0 - \gamma_0\|_2$ to possibly diverge as n increases. We also characterize the corresponding effects of these quantities on the rates of convergence of the regression and change point estimates. Simulations are performed to empirically evaluate performance of the proposed estimators. The methodology is applied to community level socio-economic data of the U.S., collected from the 1990 U.S. census and other sources.

Keywords: Change point regression, High dimensional models, Lasso, Rate of convergence, Two phase regression.

1 Introduction

Regression models are fundamental to statistical modelling and analysis of data collected from scientific phenomena. While applying regression models, one often assumes the regression parameters to be stable over time. However, this assumption may be rigid and may not hold in several environmental, biological and economic models, particularly when data is collected over an extended period of time. There are several approaches to model this dynamic phenomenon in regression parameters. One approach is to let the parameters change at certain unknown time points of the sampling period (Hinkley 1970, 1972; Jandhyala and MacNeill, 1997; Bai 1996, 1997; Jandhyala and Fotopoulos, 1999, Fotopoulos et al. 2010; Jandhyala et al., 2013). Another closely related approach is to formulate

¹*Address for correspondence:* Abhishek Kaul, Department of Mathematics and Statistics, Washington State University, Pullman, WA 99164, USA. Email: akaul@math.wsu.edu.

the change point based on one or more covariate thresholds (Hinkley 1969, 1971; Koul and Qian, 2002; Koul et al., 2003). In the literature, these models are called change point/two phase regression models, respectively. It is also common to broadly call both as change point regression models. Such dynamic models have been found to have wide ranging applications in all areas of scientific inquiry (Reeves et al. 2007; Lund et al., 2007; Beaulieu et al., 2012; Liu et al., 2013).

Technological advances in the past two decades have led to the wide availability of large scale/high dimensional data sets in several areas of applications such as genomics, social networking, empirical economics, finance etc. This has led to rapid development of high dimensional statistical methods. A large body of literature has now been developed pertaining to the study of regression models capable of allowing a vastly larger number of parameters p than the sample size n . One of the most successful methods for analysing high dimensional regression models is the Lasso, which is based on the least squares loss and ℓ_1 regularization (Tibshirani, 1996). Undoubtedly, this seminal paper has led to an explosion of literature on high dimensional regression models. Innumerable investigations have been carried out to study the behavior of the Lasso estimator and its various modifications in many different settings (see e.g., Bickel, 2009; Zou, 2006; Zhang, 2010; Belloni et al. 2011, 2017b; Kaul et al. 2014, 2015, 2016, and the references therein). For a general overview on the developments of Lasso and its variants we refer to the monograph of Bühlmann and van de Geer (2011) and the review article of Tibshirani (2011). All aforementioned articles provide results in a regression setting where the parameters are dynamically stable. In the recent past, work has also been carried out in the context of high dimensional change point models in an ‘only means’ setup, where change occurs in only the mean of time ordered independent random vectors, with the dimension of the observation vector being larger than the number of observations (Cho and Fryzlewicz, 2014; Fryzlewicz, 2014; Wang and Samworth, 2017; among others). Here the change is characterized in the sense of a dynamic mean vector. Another context in which high dimensional change point models have been investigated is that of a dynamic covariance structure which is related to the study of evolving networks (Gibberd and Roy, 2017; Atchadé and Bybee, 2017). In contrast, change point methods for high dimensional linear regression models have received much less attention and only a select few articles have considered this problem in the recent literature (Ciuperca, 2012; Zhang et al., 2015; Leonardi and Bühlmann, 2016; Lee et al. 2016, 2017).

In this paper, we consider a high dimensional change point linear regression model given by,

$$y_i = x_i^T \beta \mathbf{1}[w_i < \tau_n] + x_i^T \gamma \mathbf{1}[w_i > \tau_n] + \varepsilon_i, \quad i = 1, \dots, n. \quad (1.1)$$

In model (1.1), the variables observed are: response variable $y_i \in \mathbb{R}$, p -dimensional predictors $x_i \in \mathbb{R}^p$, and change inducing variable $w_i \in \mathbb{R}$, $i = 1, \dots, n$. The parameters of interest are the regression parameters $\beta, \gamma \in \mathbb{R}^p$, and the change point $\tau_n \in (-\infty, \infty)$. We let $(\beta_0, \gamma_0, \tau_{0n})$ be the true unknown values of (β, γ, τ_n) . The change point τ_{0n} represents a threshold value of the variable w subsequent to which the regression parameter changes from its initial value β_0 to a new value γ_0 , ($\beta_0 \neq \gamma_0$). Furthermore, we let $p \gg n$, so that model (1.1) corresponds to a high dimensional setting. Also, consistent with current literature, we assume that only a total of s components of β_0 and γ_0 are non-zero, i.e., $\|\beta_0\|_0 + \|\gamma_0\|_0 \leq s$, where $s < n$.

Recently, models similar to (1.1) have been studied by Ciuperca (2012), Zhang et al. (2015), Leonardi and Bühlmann (2016), and Lee et al. (2016, 2017). Similar to model (1.1), Lee et al. (2016, 2017) consider a high dimensional model with only a single unknown change point, whereas, Zhang (2015), and Leonardi and Bühlmann (2016) consider a model where an increasing number of change points may be present in the model. Ciuperca (2012) considers a multiple change point setting where the dimension p of the regression parameters is fixed. The common thread in these articles is to provide ℓ_1 regularized estimators for the parameters β, γ, τ and study their rates of convergence under different norms. In an earlier work, Wu (2008) provided an information-based criterion for carrying out change point analysis and variable selection in the fixed p setting; this methodology, however is not extendable to the high dimensional setting. While these articles make an important beginning to this fast emerging area, there is a lot of scope here to make further contributions. For example, the estimators they propose may be computationally challenging to implement. Often, their algorithms require solving $O(n \cdot \text{Lasso}(n, p))$ sub-problems, where $\text{Lasso}(n, p)$ is the computational cost of running one Lasso optimization. Assumptions made in these articles, such as bounded designs and other restrictive conditions are more stringent than those typically required for high dimensional regression models without change points.

In this paper, we propose an ℓ_1 regularized estimator for estimating (β, γ, τ) of model (1.1), whose computational cost is only $2\text{Lasso}(n, p)$, significantly below the $n\text{Lasso}(n, p)$ cost of existing methods. The rate of convergence associated with the proposed estimator is such that it is optimal

for the regression parameters and it matches the best rate of convergence available in the literature for estimating the change point. As for the assumptions, we work in a random design setting under assumptions that are typical for high dimensional linear regression models without change points. Our assumptions are significantly weaker than those currently assumed for high dimensional change point regression models. A detailed comparison of our assumptions, estimators and their rates of convergence to the existing literature is provided in Section 2.2. Before we describe our proposed methodology in Section 2, we outline below the notations used in this paper.

Throughout the paper, for any vector $\delta \in \mathbb{R}^p$, $\|\delta\|_0$ represents the number of non-zero components in δ , and $\|\delta\|_1$ and $\|\delta\|_2$ represent the standard 1-norm and Euclidean norm, respectively. The norm $\|\delta\|_\infty$ represents the usual sup norm, i.e., the maximum of absolute values of all elements. For any set of indices $T \subseteq \{1, \dots, p\}$, let $\delta_T = (\delta_j)_{j \in T}$ represent a sub-vector of δ containing components corresponding to the indices in T . Also, let $|T|$ represent the cardinality of the set T . The notation $\mathbf{1}[\cdot]$ represents the usual indicator function. We denote by $a \wedge b = \min\{a, b\}$, for any $a, b \in \mathbb{R}$. In the following, let $\Phi(\cdot)$ be the cdf of w_i 's and $\Phi_{\min}(\tau_{0n}) = \Phi(\tau_{0n}) \wedge (1 - \Phi(\tau_{0n}))$. We shall use the following notation to represent generic constants that may be different from one line to the next. For example, $0 < c_u < \infty$ represent universal constants, whereas $0 < c_m < \infty$ are constants that depend on model parameters such as variance parameters of underlying distributions. Also, $0 < c_a < \infty$ are arbitrary constants that can be chosen appropriately depending upon the context. Lastly, $0 < c_1, c_2 < \infty$ are representative of generic constants that may depend on all of c_u, c_m, c_a .

2 Methodology and Related Work

2.1 Proposed Methodology

The most commonly applied approach to estimating parameters of models such as (1.1) with a single change point is to consider,

$$(\hat{\beta}, \hat{\gamma}, \hat{\tau}) = \arg \min_{\beta, \gamma \in \mathbb{R}^p, \tau \in \mathcal{T}} \left\{ \frac{1}{n} \sum_{i=1}^n \text{loss}(\text{data}, \beta, \gamma, \tau) + \text{pen}(\beta, \gamma, \tau) \right\}, \quad (2.1)$$

where $\text{loss}(\text{data}, \beta, \gamma, \tau)$ is an appropriately chosen loss function, and $\text{pen}(\beta, \gamma, \tau)$ is a suitably defined weighted penalty function on the regression parameters β, γ (e.g., Lee et al. 2016, 2017). Here \mathcal{T} is some restriction on the parametric space of the change point parameter τ . The loss function in (2.1)

is nonconvex and consequently a direct optimization of (2.1) is typically computationally infeasible. To circumvent this difficulty, the parametric space \mathcal{T} is usually broken into a grid of points \mathcal{T}^* , and $\hat{\beta}(\tau), \hat{\gamma}(\tau)$ are computed for each $\tau \in \mathcal{T}^*$. The estimate $\hat{\tau}$ of the change point τ_{0n} is then obtained as the value of $\tau \in \mathcal{T}^*$ that minimizes the objective function in (2.1) over $\hat{\beta}(\tau), \hat{\gamma}(\tau)$. When the loss function is based on least squares and the penalty is of an ℓ_1 -type, the computational cost of running the above grid search is $|\mathcal{T}^*| \text{Lasso}(n, p)$, where $|\mathcal{T}^*|$ is typically of order n . Note that this grid search mechanism quickly becomes computationally intensive as n, p increase. In the case of multiple change points, Zhang et al. (2015), and Leonardi and Bühlmann (2016) provide dynamic programming approaches that can estimate the number and location of change points with the same $n \text{Lasso}(n, p)$ computational cost.

In this article, we propose an estimator for (β, γ, τ) of model (1.1) that avoids the grid search mechanism. The estimator we propose is based upon only a two-step algorithm. To present the algorithm, we let u_n be a positive sequence defined as,

$$u_n = c_u \left(\frac{s \log p}{n \Phi_{\min}^2(\tau_{0n})} \right)^{1/k}, \quad \text{for any constant } k \in [1, \infty). \quad (2.2)$$

Here $k := k_n$ can also be allowed to depend on n as long as suitable conditions on u_n are satisfied.

The two-step algorithm by which we compute our estimator is presented below:

Algorithm 1:

Step 0 (initializing step): Let $\tau^{(0)}$ be any initial value of τ such that $|\Phi(\tau^{(0)}) - \Phi(\tau_{0n})| \leq u_n$. Then compute the initial regression parameter estimate $(\hat{\beta}^{(0)}, \hat{\gamma}^{(0)})$ such that

$$(\hat{\beta}^{(0)}, \hat{\gamma}^{(0)}) = \arg \min_{\beta, \gamma \in \mathbb{R}^p} \left\{ \frac{1}{n} \sum_{i; w_i < \hat{\tau}^{(0)}} (y_i - x_i^T \beta)^2 + \frac{1}{n} \sum_{i; w_i > \hat{\tau}^{(0)}} (y_i - x_i^T \gamma)^2 + \lambda_1 \|(\beta^T, \gamma^T)^T\|_1 \right\}.$$

Step 1: Update $\tau^{(0)}$ to obtain the change point estimate $\hat{\tau}^{(1)}$ where,

$$\hat{\tau}^{(1)} = \arg \min_{\tau \in \mathbb{R}} \left\{ \frac{1}{n} \sum_{i; w_i < \tau} (y_i - x_i^T \hat{\beta}^{(0)})^2 + \frac{1}{n} \sum_{i; w_i > \tau} (y_i - x_i^T \hat{\gamma}^{(0)})^2 \right\}. \quad (2.3)$$

Step 2: Update $(\hat{\beta}^{(0)}, \hat{\gamma}^{(0)})$ to obtain regression parameter estimates $(\hat{\beta}^{(1)}, \hat{\gamma}^{(1)})$ where,

$$(\hat{\beta}^{(1)}, \hat{\gamma}^{(1)}) = \arg \min_{\beta, \gamma \in \mathbb{R}^p} \left\{ \frac{1}{n} \sum_{i; w_i < \hat{\tau}^{(1)}} (y_i - x_i^T \beta)^2 + \frac{1}{n} \sum_{i; w_i > \hat{\tau}^{(1)}} (y_i - x_i^T \gamma)^2 + \lambda_1 \|(\beta^T, \gamma^T)^T\|_1 \right\}. \quad (2.4)$$

Implementation of **Algorithm 1** requires an initial value $\tau^{(0)}$ in a u_n -neighborhood of τ_{0n} . While this might come across as a limitation of the algorithm, our numerical computations (see Section 5) reveal that **Algorithm 1** is not particularly sensitive to the choice of $\tau^{(0)}$. Also, note that the optimization in **Step 1** for obtaining $\hat{\tau}^{(1)}$ is not restricted to a grid of discrete points. Rather, it encompasses the entire real line. To see the feasibility of implementing this optimization, first note that the objective function in **Step 1** remains the same for any value of $\tau \in (w_i, w_{i+1})$, $i = 1, \dots, n-1$. Thus the objective function in **Step 1** is a step function with step changes occurring at w_i , $i = 1, \dots, n$. This observation, and the fact that the global optimum $\hat{\tau}$ must lie in some interval (w_i, w_{i+1}) essentially enable us to implement **Step 1** even while $\tau \in \mathbb{R}$. Another note of interest in implementing **Algorithm 1** is the convenience of separability in computing the optimizers $\hat{\beta}, \hat{\gamma}$ for any fixed τ by computing,

$$\hat{\beta} = \arg \min_{\beta \in \mathbb{R}^p} \left\{ \frac{1}{n} \sum_{i; w_i < \tau} (y_i - x_i^T \beta)^2 + \lambda_1 \|\beta\|_1 \right\}, \quad (2.5)$$

$$\hat{\gamma} = \arg \min_{\gamma \in \mathbb{R}^p} \left\{ \frac{1}{n} \sum_{i; w_i > \tau} (y_i - x_i^T \gamma)^2 + \lambda_1 \|\gamma\|_1 \right\}. \quad (2.6)$$

Mainly, in this article, we derive finite sample bounds for the error in estimates obtained from **Algorithm 1**. The specific error bounds we derive are,

$$(i) \quad |\Phi(\hat{\tau}^{(1)}) - \Phi(\tau_{0n})| \leq c_u c_m \frac{s \log p}{n \Phi_{\min}^2(\tau_{0n})}, \quad (2.7)$$

$$(ii) \quad \|\hat{\beta}^{(1)} - \beta_0\|_q \leq c_u c_m s^{1/q} \frac{1}{\Phi_{\min}(\tau_{0n})} \max \left\{ \sqrt{\frac{\log p}{n}}, \frac{\|\beta_0 - \gamma_0\|_2}{\Phi_{\min}^2(\tau_{0n})} \frac{s \log p}{n} \right\}, \quad q = 1, 2,$$

$$(iii) \quad \|\hat{\gamma}^{(1)} - \gamma_0\|_q \leq c_u c_m s^{1/q} \frac{1}{\Phi_{\min}(\tau_{0n})} \max \left\{ \sqrt{\frac{\log p}{n}}, \frac{\|\beta_0 - \gamma_0\|_2}{\Phi_{\min}^2(\tau_{0n})} \frac{s \log p}{n} \right\}, \quad q = 1, 2,$$

with probability at least $1 - c_1 \exp(-c_2 \log p)$. These and other related results about estimates from **Algorithm 1** are covered in Section 3 and 4. The sharpness and/or optimality of the above bounds may be seen from the following special case. Upon letting $\|\beta_0 - \gamma_0\|_2 s \sqrt{\log p / n} \rightarrow 0$, and $\Phi_{\min}(\tau_{0n}) > c_u$, in (2.7), we obtain,

$$(i) \quad |\Phi(\hat{\tau}^{(1)}) - \Phi(\tau_{0n})| \leq c_u c_m \frac{s \log p}{n}, \quad (2.8)$$

$$(ii) \quad \|\hat{\beta}^{(1)} - \beta_0\|_q \leq c_u c_m s^{\frac{1}{q}} \sqrt{\frac{\log p}{n}},$$

$$(iii) \quad \|\hat{\gamma}^{(1)} - \gamma_0\|_q \leq c_u c_m s^{\frac{1}{q}} \sqrt{\frac{\log p}{n}}, \quad q = 1, 2,$$

with probability at least $1 - c_1 \exp(-c_2 \log p)$. In an ordinary high dimensional linear regression model without change points, it has been shown that the optimal rate of convergence for regression estimates is $\sqrt{s \log p/n}$ under the ℓ_2 norm (Ye and Zhang, 2010; Raskutti, 2011; Belloni, 2017). This implies that the rate of convergence of the regression estimates from **Algorithm 1** (which stops after one iteration) cannot be uniformly improved upon by carrying out further iterations (over subgaussian distributions). Also, the rate of convergence of the change point estimate in (2.8) is the fastest available in the literature. We shall now state the conditions under which the results of this article are derived.

Condition A (assumptions on model parameters):

- (i) Let $S = S_1 \cup S_2$, where $S_1 = \{j; \beta_{0j} \neq 0\}$ and $S_2 = \{j; \gamma_{0j} \neq 0\}$. Then for some $s = s_n \geq 1$, we assume that $|S| \leq s$.
- (ii) The model dimensions s, p, n , and $\Phi_{\min}(\tau_{0n})$ satisfy $s \log p / (n \Phi_{\min}(\tau_{0n})) \rightarrow 0$.
- (iii) The choice of $k \in [1, \infty)$ in (2.2) together with s, p, n , and $\Phi_{\min}(\tau_{0n})$ satisfies,

$$\frac{s}{\Phi^2(\tau_{0n})} \left(\frac{s \log p}{n \Phi_{\min}^2(\tau_{0n})} \right)^{1/k} \rightarrow 0.$$

- (iv) The jump size is bounded below by a constant, i.e., $\|\beta_0 - \gamma_0\|_2 > c > 0$.

Condition B (assumptions on model distributions):

- (i) The vectors $x_i = (x_{i1}, \dots, x_{ip})^T$, $i = 1, \dots, n$, are i.i.d subgaussian² with mean vector zero, and variance parameter $\sigma_x^2 \leq C$. Furthermore, the covariance matrix $\Sigma := E x_i x_i^T$ has bounded eigenvalues, i.e., $0 < \kappa \leq \text{mineigen}(\Sigma) < \text{maxeigen}(\Sigma) \leq \phi < \infty$.
- (ii) The model errors ε_i are i.i.d. subgaussian with mean zero and variance parameter $\sigma_\varepsilon^2 \leq C$.
- (iii) The change inducing random variables w_i , $i = 1, \dots, n$ are i.i.d continuous, with cumulative distribution function (cdf) represented by $\Phi(a) = P(w_i \leq a)$, $a \in \mathbb{R}$.
- (iv) The r.v.'s x_i, w_i, ε_i are independent of each other.

Conditions A(ii) and A(iii) are both restrictions on the model dimensions and in fact A(ii) is implied by A(iii). However, both conditions are stated here since some of our results in Sections

²Recall that for $\alpha > 0$, the random variable η is said to be α -subgaussian if, for all $t \in \mathbb{R}$, $E[\exp(t\eta)] \leq \exp(\alpha^2 t^2/2)$. Similarly, a random vector $\xi \in \mathbb{R}^p$ is said to be α -subgaussian if the inner products $\langle \xi, v \rangle$ are α -subgaussian for any $v \in \mathbb{R}^p$ with $\|v\|_2 = 1$.

3 and 4, hold under the weaker Condition A(ii). Condition A(iii) restricts the dimensionality of the model in accordance with the initializing u_n -neighborhood. This additional assumption further restricts the dimensionality of the model in comparison to high dimensional models without change points, where one typically assumes $s \log p/n \rightarrow 0$. The boundedness condition A(iv) on the jump size $\|\beta_0 - \gamma_0\|_2$ allows the possibility that it may diverge with n .

The subgaussian assumptions in Condition B(i) and B(ii) are now standard in high dimensional linear regression models and are known to accommodate a large class of random designs. In ordinary high dimensional linear regression, these assumptions are used to establish well behaved restricted eigenvalues of the Gram matrix $\sum x_i x_i^T / n$ (Raskutti, 2010; Rudelson and Zhou, 2011), which are in turn used to derive convergence rates of ℓ_1 regularized estimators (Bickel, 2009; and several others).

The rest of the article is organized as follows. A comparison of this work in relation to existing literature follows in Section 2.2. Section 3 develops some preliminary results and Section 4 provides the main results regarding estimates obtained from **Algorithm 1**. Proofs of all results are given in the Appendix A, while Appendix B consists of some relevant auxiliary results from the literature, stated without proofs. The performance of **Algorithm 1** is empirically evaluated in Section 5. Finally, Section 6 consists of an application of the proposed methodology to socio-economic data of U.S. collected from the 1990 U.S. census, and other sources.

2.2 Comparison to Existing Literature

From the viewpoint of obtaining parameter estimates in high dimensional linear models with change points, the works that are closely related to our article are Leonardi and Bühlmann (2016), and Lee et al. (2016, 2017). Thus, in this subsection we compare our work mostly with these articles in terms of assumptions, estimates of parameters and their rates of convergence, and other related improvements. We shall first begin with a comparison of the assumptions and then follow it up with a comparison of the estimators and their rates of convergence.

Comparison of assumptions: Conditions A and B of this article are milder compared to those in Leonardi and Bühlmann (2016), and Lee et al. (2016, 2017). Leonardi and Bühlmann (2016) assume that the jump size satisfies $\|\beta_0 - \gamma_0\|_1 \geq cs$, and $\|\beta_0 - \gamma_0\|_\infty \leq c$. In comparison Condition A(iv) only assumes that $\|\beta_0 - \gamma_0\|_2 \geq c$. As for the random design considered in the model, Leonardi and

Bühlmann (2016) assume it to be bounded while Lee et al. (2017) assume that the design variables satisfy the Cramér's condition, i.e., $E|x_{ij}|^k \leq c_u c^{k-2} k! E x_{ij}^2$, $\forall i, j$, for any positive integer $k \geq 1$. Both of these assumptions only allow a sub-class of the subgaussian family. In comparison, Condition B(i) of this article allows the random design to be governed by any member of the subgaussian family.

Next we shall compare conditions assumed on the covariance matrix Σ of the random design. In this article, Condition B(i) assumes that the minimum eigenvalue of Σ is bounded below. This condition together with the subgaussian distributional assumption yield well behaved restricted eigenvalues of the gram matrix $\sum_{i=1}^n x_i x_i^T / n$, which are a key requirement to study any high dimensional regression model. Leonardi and Bühlmann (2016) assume the same sufficient condition on the covariance of the design variables. However, Lee et al. (2016, 2017) assume well behaved restricted eigenvalues of the matrices $\sum_{i=1}^n \tilde{x}_i(\tau) \tilde{x}_i^T(\tau) / n$, uniformly over $\tau \in \mathcal{T}^* \subset \mathbb{R}$, where $\tilde{x}_i^T(\tau) = (x_i^T, x_i^T \mathbf{1}[w_i < \tau])$. It can be shown that this uniform condition holds whenever the matrix $\tilde{\Sigma}$ is uniformly nonsingular (over q), where,

$$\tilde{\Sigma} = \begin{bmatrix} \Sigma & q\Sigma \\ q\Sigma & q\Sigma \end{bmatrix}, \quad q \in \mathcal{T} \subset [0, 1].$$

This implies that Lee et al. (2016, 2017) require the condition $\inf_{q \in \mathcal{T}} \text{mineigen}(\tilde{\Sigma}) > 0$, which is stronger than that assumed in this paper and also Leonardi and Bühlmann (2016).

Comparison of estimators and their rates of convergence: As stated in Section 2, the computational cost of the estimators proposed in Leonardi and Bühlmann (2016), and Lee et al. (2016, 2017) is of the order $n\text{Lasso}(n, p)$. Clearly, this can quickly become computationally intensive as the dimension on the data set increases. In comparison, the computational cost of **Algorithm 1** is $2\text{Lasso}(n, p)$ and is thus scalable to deal with very large data. Next, in order to achieve their rates of convergence, Leonardi and Bühlmann (2016), and Lee et al. (2016, 2017) include weighting schemes in their respective penalty functions $\text{pen}(\beta, \gamma, \tau, \text{data})$. For example, Lee et al. (2016) define the penalty function as,

$$\text{pen}(\beta, \gamma, \tau, \text{data}) = \sum_{j=1}^p d_j |\beta_j| + \sum_{j=1}^p d_j^* |\gamma_j|, \quad \text{where } d_j = \frac{1}{n} \sum_{i=1}^n x_{ij}^2, \quad d_j^* = \frac{1}{n} \sum_{i=1}^n x_{ij}^2 \mathbf{1}[w_i < \tau].$$

Since the above weighting scheme also depends on τ , sequential computation of these weights adds to the overall computational cost of the estimator. However **Algorithm 1** of this article does

not include any such weighting scheme in the penalty function. Even so the rate of convergence of the estimator from **Algorithm 1** is at least as good as the rate achieved in Leonardi and Bühlmann (2016), and Lee et al. (2016, 2017). Note that, in high dimensional regression models, such weighting schemes in the penalty function are known to typically aid in variable selection (Zou, 2006). However, from the perspective of obtaining good rates of convergence, it is also known that such modifications to the penalty function may not be necessary.

In the special case of a single change point, the rate of convergence of the change point estimate of Leonardi and Bühlmann (2016) is $|\hat{\tau} - \tau_{0n}| \leq c_u c_m \sqrt{\log p/n}$. This is clearly slower than that described in (2.8). Also, their regression parameter estimates are shown to have the rate $c_u c_m K_x \sqrt{s \log p/n}$, where $\max_{i,j} |x_{ij}| \leq K_x$. The boundedness condition on the random design clearly effects the rate of convergence on their regression parameter estimates. The rate of convergence for the change point estimator obtained by Lee et al. (2016) may also be seen to be slower than the corresponding rate in (2.8). Finally, the rates of convergence defined by the bounds in (2.7) clearly characterize the effect of the jump size $\|\beta_0 - \gamma_0\|_2$ as well as the quantity $\Phi_{\min}(\tau_{0n})$, which measures the closeness of τ_{0n} to the boundaries of its parametric space. However, such a clear characterization is not present in the rates of convergence of Leonardi and Bühlmann (2016), and Lee et al. (2016, 2017).

3 Preliminary Results

In this section we present preliminary results that are important for stating and proving our main results in Section 4. First, for any fixed τ , we define

$$\zeta_i(\tau) = \begin{cases} \mathbf{1}[\tau_{0n} < w_i < \tau], & \text{if } \tau > \tau_{0n} \\ \mathbf{1}[\tau < w_i < \tau_{0n}], & \text{if } \tau < \tau_{0n}. \end{cases}$$

Then clearly, for any fixed $\tau \in \mathbb{R}$, $E\zeta_i(\tau) = \Phi^*(\tau_{0n}, \tau) = |\Phi(\tau) - \Phi(\tau_{0n})|$. We shall now state a key result that uniformly controls (over τ) the quantity $n^{-1} \sum_{i=1}^n \zeta_i(\tau)$.

Lemma 3.1 *Let $\mathcal{T}(\tau_{0n}, u_n) = \{\tau : \Phi^*(\tau_{0n}, \tau) \leq u_n\}$ be a neighborhood of τ_{0n} . Furthermore, let $\{v_n\}$ be a positive sequence such that $v_n \geq c \log p/n$, $c > 0$. Then under Condition B(iii), we have,*

$$(i) \quad \sup_{\tau \in \mathcal{T}(\tau_{0n}, u_n)} \frac{1}{n} \sum_{i=1}^n \zeta_i(\tau) \leq c_u \max \left\{ c_a \frac{\log p}{n}, u_n \right\}, \quad (ii) \quad \inf_{\substack{\tau \in \mathbb{R}; \\ \Phi^*(\tau_{0n}, \tau) \geq v_n}} \frac{1}{n} \sum_{i=1}^n \zeta_i(\tau) \geq c_u v_n,$$

with probability at least $1 - c_1 \exp(-c_2 \log p)$.

To proceed further, define for any τ the following set of random indices,

$$n_w := n_w(\tau_{0n}, \tau) = \begin{cases} i \in \{1, \dots, n\}; & \tau_{0n} < w_i < \tau, \quad \text{if } \tau \geq \tau_{0n}, \\ i \in \{1, \dots, n\}; & \tau < w_i < \tau_{0n}, \quad \text{if } \tau < \tau_{0n}. \end{cases} \quad (3.1)$$

Note that the cardinality of the random set n_w is precisely the stochastic term controlled in Lemma 3.1, i.e., $|n_w| = \sum_{i=1}^n \zeta_i(\tau)$. This relation serves to provide bounds on several other stochastic terms considered in subsequent lemmas. The relationship between the cardinality of the random index set n_w and the r.v.'s $\zeta_i(\tau)$, $i = 1, \dots, n$ has also been used by Kaul (2017) in the context of graphical models with missing data.

Lemma 3.2 *Let n_w be the random set of indices as defined in (3.1), and $\mathcal{T}(\tau_{0n}, u_n)$ be a u_n -neighborhood of τ_{0n} as defined in Lemma 3.1. Then under Condition B, we have for any fixed $\delta \in \mathbb{R}^p$ that,*

$$\begin{aligned} (i) \quad & \sup_{\tau \in \mathcal{T}(\tau_{0n}, u_n)} \left\| \frac{1}{n} \sum_{i \in n_w} \delta^T x_i x_i^T \right\|_{\infty} \leq c_u c_{m1} \|\delta\|_2 \max \left\{ c_a \frac{\log p}{n}, u_n \right\}, \\ (ii) \quad & \sup_{\tau \in \mathcal{T}(\tau_{0n}, u_n)} \frac{1}{n} \sum_{i \in n_w} \delta^T x_i x_i^T \delta \leq c_u c_{m1} \|\delta\|_2^2 \max \left\{ c_a \frac{\log p}{n}, u_n \right\}, \\ (iii) \quad & \sup_{\tau \in \mathcal{T}(\tau_{0n}, u_n)} \frac{1}{n} \left\| \sum_{i \in n_w} \varepsilon_i x_i^T \right\|_{\infty} \leq c_u c_{m2} \sqrt{\frac{\log p}{n}} \max \left\{ c_a \sqrt{\frac{\log p}{n}}, \sqrt{u_n} \right\}, \end{aligned}$$

with probability at least $1 - c_1 \exp(-c_2 \log p)$. Here $c_u > 0$ is a universal constant, c_a is an arbitrary constant that can be chosen as desired, and $c_{m1} = (\phi + \sigma_x + \sigma_x^2)$, $c_{m2} = (\sqrt{\sigma_{\varepsilon} \sigma_x} + \sigma_{\varepsilon} \sigma_x)$ are model constants assumed to be bounded above.

Finally in order to obtain the desired error bounds (2.7) and (2.8) we require restricted eigenvalue conditions on the gram matrix $\sum_{i=1}^n x_i x_i^T$. For any deterministic set $S \subset \{1, 2, \dots, p\}$, define the collection \mathbb{A} as,

$$\mathbb{A} = \left\{ \delta \in \mathbb{R}^p; \|\delta_{S^c}\|_1 \leq 3\|\delta_S\|_1, \right\}. \quad (3.2)$$

Then, Bickel et al. (2009) define the lower restricted eigenvalue condition as,

$$\inf_{\delta \in \mathbb{A}} \frac{1}{n} \sum_{i=1}^n \delta^T x_i x_i^T \delta \geq c_u \kappa \|\delta\|_2^2, \quad \text{for some constant } \kappa > 0. \quad (3.3)$$

Other slightly weaker versions of this condition are also available in the literature such as the compatibility condition of Bühlmann and Van de Geer (2011), and the ℓ_q sensitivity of Gautier and Tsybakov (2011). In the setup of common random designs, it is also well established that condition (3.3) holds with probability converging to 1, see for e.g. Raskutti (2010), Rudelson and Zhou (2011) for Gaussian designs. In the subgaussian case, the plausibility of this condition is a consequence of the following general lemma, proof of which can be found in the supplementary material of Loh and Wainwright (2012).

Lemma 3.3 *Let $z_i \in \mathbb{R}^p$, $i = 1, \dots, n$ be i.i.d subgaussian random vectors with variance parameter σ_z^2 and covariance $\Sigma_z = E z_i z_i^T$. Also, let $\lambda_{\min}(\Sigma_z)$ and $\lambda_{\max}(\Sigma_z)$ be the minimum and maximum eigenvalues of the covariance matrix respectively. Then,*

$$\begin{aligned} (i) \quad & \frac{1}{n} \sum_{i=1}^n \delta^T z_i z_i^T \delta \geq \frac{\lambda_{\min}(\Sigma_z)}{2} \|\delta\|_2^2 - c_u \lambda_{\min}(\Sigma_z) \max \left\{ \frac{\sigma_z^4}{\lambda_{\min}^2(\Sigma_z)}, 1 \right\} \frac{\log p}{n} \|\delta\|_1^2, \quad \forall \delta \in \mathbb{R}^p, \\ (ii) \quad & \frac{1}{n} \sum_{i=1}^n \delta^T z_i z_i^T \delta \leq \frac{3\lambda_{\max}(\Sigma_z)}{2} \|\delta\|_2^2 + c_u \lambda_{\min}(\Sigma_z) \max \left\{ \frac{\sigma_z^4}{\lambda_{\min}^2(\Sigma_z)}, 1 \right\} \frac{\log p}{n} \|\delta\|_1^2, \quad \forall \delta \in \mathbb{R}^p, \end{aligned}$$

with probability at least $1 - c_1 \exp(-c_2 \log p)$.

Loh and Wainwright (2012) provide this result in an errors-in-variables setting. However Lemma 3.3 can be seen to follow as a special case (substitute $\sigma_w = 0$ in Lemma 1 of Loh and Wainwright, 2012: supplementary materials).

Under our high dimensional change point setup, we shall require versions of the restricted eigenvalue condition (3.3). In the following lemma, we shall show that all required conditions hold with probability converging to 1. Among other arguments, the proof of these conditions shall rely on Lemma 3.3. In Lemma 3.4 below, the collection \mathbb{A} in (3.2) applies for the set S in Condition A.

Lemma 3.4 (Restricted Eigenvalue Conditions): *Let $\mathcal{T}(\tau_{0n}, u_n)$ be as in Lemma 3.1 and the set \mathbb{A} as defined in (3.2) for S given in Condition A. Further, define the set $\mathbb{A}_2 = \left\{ \delta \in \mathbb{R}^p; \|\delta_{S^c}\|_1 \leq 3\|\delta_S\|_1 + 3\|\beta_0 - \gamma_0\|_1 \right\}$, and any positive sequence $\{v_n\}$, where $v_n \geq c \log p/n$, $c > 0$. Then under Conditions A(i), A(ii), and B, and for n sufficiently large, the following restricted eigenvalue conditions hold*

with probability at least $1 - c_1 \exp(-c_2 \log p)$,

$$\begin{aligned}
(i) \quad & \inf_{\delta \in \mathbb{A}} \frac{1}{n} \sum_{i; w_i < \tau_{0n}} \delta^T x_i x_i^T \delta \geq c_u \kappa \Phi(\tau_{0n}) \|\delta\|_2^2, \\
(ii) \quad & \inf_{\delta \in \mathbb{A}} \frac{1}{n} \sum_{i; w_i > \tau_{0n}} \delta^T x_i x_i^T \delta \geq c_u \kappa (1 - \Phi(\tau_{0n})) \|\delta\|_2^2, \\
(iii) \quad & \sup_{\tau \in \mathcal{T}(\tau_{0n}, u_n)} \sup_{\delta \in \mathbb{A}} \frac{1}{n} \sum_{i \in n_w} \delta^T x_i x_i^T \delta \leq c_u c_m \|\delta\|_2^2 \max \left\{ \frac{s \log p}{n}, u_n \right\}, \\
(iv) \quad & \inf_{\substack{\tau \in \mathbb{R}; \\ \Phi^*(\tau_{0n}, \tau) \geq v_n}} \inf_{\delta \in \mathbb{A}_2} \frac{1}{n} \sum_{i \in n_w} \delta^T x_i x_i^T \delta \geq c_u c_m v_n \|\delta\|_2^2 - c_u c_m \frac{s \log p}{n} (\|\delta\|_2^2 + \|\beta_0 - \gamma_0\|_2^2).
\end{aligned}$$

Before moving on to state our main results in the next section, we make the following remark regarding the role of the set \mathbb{A}_2 .

Remark 3.1 Note that if $\beta - \beta_0 \in \mathbb{A}$, i.e., $\|\beta_{Sc} - \beta_{0Sc}\|_1 \leq 3\|\beta_S - \beta_{0S}\|_1$, then for $\delta = \beta_0 - \gamma_0 + \beta - \beta_0 \in \mathbb{A}_2$, we have,

$$\|\delta_{Sc}\|_1 \leq \|\beta_{Sc} - \beta_{0Sc}\|_1 \leq 3\|\beta_S - \beta_{0S}\|_1 \leq 3\|\delta_S\|_1 + 3\|\beta_0 - \gamma_0\|_1.$$

Thus $\beta - \beta_0 \in \mathbb{A}$, implies the vector $\delta \in \mathbb{A}_2$. This relation is useful in proving Theorem 4.1 and Theroem 4.2 of the next section.

4 Main Results

We are now ready to state our first main result pertaining to the rate of convergence of the regression estimates obtained from (2.5) and (2.6) when τ (possibly random) is in a u_n -neighborhood of τ_{0n} .

Theorem 4.1 Let $\mathcal{T}(\tau_{0n}, u_n)$ be as defined in Lemma 3.1, where u_n is any positive sequence satisfying $u_n = o(\Phi_{\min}(\tau_{0n}))$. For any $\tau \in \mathcal{T}$, let $\hat{\beta}$ and $\hat{\gamma}$ be solutions to (2.5) and (2.6). Then under Conditions A(i), A(ii), and B, and for any $\lambda_1 \geq c_u c_m \max\{\sqrt{\log p/n}, \|\beta_0 - \gamma_0\|_2 u_n\}$, and for n sufficiently large, we have for $q = 1, 2$,

$$\begin{aligned}
(i) \quad & \sup_{\tau \in \mathcal{T}(\tau_{0n}, u_n)} \|\hat{\beta} - \beta_0\|_q \leq c_u c_m \frac{1}{\Phi(\tau_{0n})} s^{1/q} \max \left\{ \sqrt{\frac{\log p}{n}}, \|\beta_0 - \gamma_0\|_2 u_n \right\}, \\
(ii) \quad & \sup_{\tau \in \mathcal{T}(\tau_{0n}, u_n)} \|\hat{\gamma} - \gamma_0\|_q \leq c_u c_m \frac{1}{1 - \Phi(\tau_{0n})} s^{1/q} \max \left\{ \sqrt{\frac{\log p}{n}}, \|\beta_0 - \gamma_0\|_2 u_n \right\},
\end{aligned}$$

with probability at least $1 - c_1 \exp(-c_2 \log p)$.

Remark 4.1 As a direct consequence of Theorem 4.1, we obtain the rates of convergence of the regression estimates $\hat{\beta}^{(0)}, \hat{\gamma}^{(0)}$ from **Step 0** of **Algorithm 1**. Specifically, when $\left| \Phi(\tau^{(0)}) - \Phi(\tau_{0n}) \right| \leq u_n$ we have for $q=1,2$,

$$\begin{aligned} (i) \quad & \|\hat{\beta}^{(0)} - \beta_0\|_q \leq c_u c_m s^{1/q} \max \left\{ \sqrt{\log p/n}, \|\beta_0 - \gamma_0\|_2 u_n \right\} / \Phi(\tau_{0n}), \\ (ii) \quad & \|\hat{\gamma}^{(0)} - \gamma_0\|_q \leq c_u c_m s^{1/q} \max \left\{ \sqrt{\log p/n}, \|\beta_0 - \gamma_0\|_2 u_n \right\} / (1 - \Phi(\tau_{0n})), \end{aligned}$$

with probability at least $1 - c_1 \exp(-c_2 \log p)$. Since $s^{1/q} \|\beta_0 - \gamma_0\|_2 u_n / \Phi(\tau_{0n})$ may diverge, these estimates are not guaranteed to be consistent. However, (i) and (ii) above play an important role in deriving convergence rates of estimators from subsequent steps of **Algorithm 1**.

In order to establish rates of convergence of estimators of **Step 1** and **Step 2** of **Algorithm 1**, we require the following additional notation. For any $\tau \in \mathbb{R}$, $\beta, \gamma \in \mathbb{R}^p$, let

$$\begin{aligned} Q(\tau, \beta, \gamma) &= \frac{1}{n} \sum_{i; w_i < \tau} (y_i - x_i^T \beta)^2 + \frac{1}{n} \sum_{i; w_i > \tau} (y_i - x_i^T \gamma)^2, \quad \text{and} \\ R_n(\tau, \beta, \gamma) &= Q(\tau, \beta, \gamma) - Q(\tau_{0n}, \beta, \gamma). \end{aligned}$$

Lemma 4.1 *Let Conditions A(i), A(ii) and B hold. With S as defined in Condition A, for any $\beta, \gamma \in \mathbb{R}^p$, let $\beta - \beta_0, \gamma - \gamma_0 \in \mathbb{A}$, where \mathbb{A} is defined in (3.2). Then, for positive sequences u_n, v_n such that $u_n \geq v_n \geq c \log p/n$, $c > 0$, the following lower bound for $R_n(\tau, \beta, \gamma)$ holds with probability at least $1 - c_1 \exp(-c_2 \log p)$,*

$$\begin{aligned} (i) \quad & \inf_{\substack{\tau \in \mathbb{R}; \tau > \tau_{0n} \\ v_n \leq \Phi^*(\tau_{0n}, \tau) \leq u_n}} R_n(\tau, \beta, \gamma) \geq \\ & c_u c_m v_n \|\beta_0 - \gamma_0\|_2^2 + c_u c_m v_n \|\beta - \beta_0\|_2^2 - c_u c_m v_n \|\beta_0 - \gamma_0\|_2 \|\beta - \beta_0\|_2 \\ & - c_u c_m \frac{s \log p}{n} \|\beta_0 - \gamma_0\|_2^2 - c_u c_m \frac{s \log p}{n} \|\beta - \beta_0\|_2^2 - c_u c_m \frac{s \log p}{n} \|\beta_0 - \gamma_0\|_2 \|\beta - \beta_0\|_2 \\ & - c_u c_m \sqrt{\frac{\log p}{n}} \max \left\{ c_a \sqrt{\frac{\log p}{n}}, \sqrt{u_n} \right\} \|\beta_0 - \gamma_0\|_2 - c_u c_m \|\gamma - \gamma_0\|_2^2 \max \left\{ \frac{s \log p}{n}, u_n \right\} \\ & - c_u c_m \sqrt{\frac{\log p}{n}} \max \left\{ c_a \sqrt{\frac{\log p}{n}}, \sqrt{u_n} \right\} (\|\beta - \beta_0\|_1 + \|\gamma - \gamma_0\|_1). \end{aligned} \quad (4.1)$$

(ii) *The lower bound for $R_n(\tau, \beta, \gamma)$, over the set $\{\tau \in \mathbb{R}; \tau < \tau_{0n}, v_n \leq \Phi^*(\tau_{0n}, \tau) \leq u_n\}$, follows by replacing $(\beta - \beta_0)$ with $(\gamma - \gamma_0)$ and $(\gamma - \gamma_0)$ with $(\beta - \beta_0)$ throughout (4.1).*

Our main result on rate of convergence of the estimates obtained from **Algorithm 1** is stated in Theorem 4.2 below. While the complete proof of the theorem is given in the appendix, here we

provide a sketch of the main idea behind the proof. Basically, for any positive sequence v_n slower in rate than those given in (2.7), we shall show that,

$$\inf_{\tau; v_n \leq \Phi^*(\tau_{0n}, \tau) \leq 1} R_n(\tau, \hat{\beta}^{(0)}, \hat{\gamma}^{(0)}) > 0, \text{ for } n \text{ sufficiently large.}$$

Upon noting that the global optimizer $\hat{\tau}^{(1)}$ by definition satisfies $R_n(\hat{\tau}^{(1)}, \hat{\beta}^{(0)}, \hat{\gamma}^{(0)}) \leq 0$, we would have shown that the corresponding global optimizer $\hat{\tau}^{(1)}$ satisfies the rate (2.7). Along the way a sequence of recursions are required in order to sequentially sharpen the bound for the change point estimate. Supportive arguments are also required to show that the eventual bound is satisfied with probability at least $1 - c_1 \exp(-c_2 \log p)$. In this process, the following remark is quite helpful.

Remark 4.2 For any sequence u_n , let \mathcal{G}_u represent the event on which the results of Lemmas 3.1 – 3.4 hold simultaneously. Since this involves an intersection of a finite number of sets where each of the individual bounds hold with probability at least $1 - c_1 \exp(-c_2 \log p)$, we have that $P(\mathcal{G}_u) \geq 1 - c_1 \exp(-c_2 \log p)$. Let $u_n \rightarrow 0$ be any positive sequence and let $\{a_m\} \rightarrow a_\infty$, $m \rightarrow \infty$, $0 < a_m \leq 1$, be any strictly increasing sequence over $k = 1, 2, \dots$. Then define sequences $u_n^j = u_n^{a_j}$, $j = 1, 2, \dots$. Here note that $u_n^{j+1} = o(u_n^j)$, $j = 1, \dots$, i.e., each sequence converges to zero faster than the preceeding one. Clearly, on the intersection of events $\mathcal{G}_{u^1} \cap \mathcal{G}_{u^2} \cap \dots$, all bounds of Lemmas 3.1 – 3.4 hold simultaneously over any sequence u_n^j , $j = 1, \dots, \infty$. Now, note that by the construction of the given bounds, the following containment $\mathcal{G}_{u^1} \supseteq \mathcal{G}_{u^2} \supseteq \dots \supseteq \mathcal{G}_{u^\infty}$ holds trivially (since all bounds that depend on u_n are upper bounds). This implies that on the event \mathcal{G}_{u^∞} all bounds of Lemmas 3.1 – 3.4 hold simultaneously for any sequence $\{u_n^j\}$, $j = 1, \dots, \infty$. Here \mathcal{G}_{u^∞} represents the set corresponding to the sequence $u_n^\infty = u_n^{a_\infty}$. Also, by construction $P(\mathcal{G}_{u^\infty}) \geq 1 - c_1 \exp(-c_2 \log p)$.

Theorem 4.2 Assume Conditions A and B and let u_n be as defined in (2.2). Then for n sufficiently large, we have,

$$\begin{aligned} (i) \quad & |\Phi(\hat{\tau}^{(1)}) - \Phi(\tau_{0n})| \leq c_u c_m \frac{1}{\Phi_{\min}^2(\tau_{0n})} \frac{s \log p}{n}, \\ (ii) \quad & \|\hat{\beta}^{(1)} - \beta_0\|_q \leq c_u c_m s^{1/q} \frac{1}{\Phi_{\min}(\tau_{0n})} \max \left\{ \sqrt{\frac{\log p}{n}}, \frac{\|\beta_0 - \gamma_0\|_2}{\Phi_{\min}^2(\tau_{0n})} \frac{s \log p}{n} \right\}, \quad q = 1, 2, \\ (iii) \quad & \|\hat{\gamma}^{(1)} - \gamma_0\|_q \leq c_u c_m s^{1/q} \frac{1}{\Phi_{\min}(\tau_{0n})} \max \left\{ \sqrt{\frac{\log p}{n}}, \frac{\|\beta_0 - \gamma_0\|_2}{\Phi_{\min}^2(\tau_{0n})} \frac{s \log p}{n} \right\}, \quad q = 1, 2, \end{aligned}$$

hold with probability at least $1 - c_1 \exp(-c_2 \log p)$.

5 Implementation and Numerical Results

The main objectives of this empirical study are to evaluate the sensitivity of **Algorithm 1** to the initializing value $\tau^{(0)}$, and to evaluate the overall performance of **Algorithm 1**, i.e., its ability to consistently estimate $\beta_0, \gamma_0, \tau_{0n}$.

5.1 Simulation setup and benchmark estimators

We consider the data generating process (1.1) where ε_i, w_i and x_i are drawn independently satisfying $\varepsilon_i \sim \mathcal{N}(0, \sigma_\varepsilon^2)$, $w_i \sim \mathcal{N}(0, \sigma_w^2)$, and $x_i \sim \mathcal{N}(0, \Sigma)$. Here, Σ is a $p \times p$ matrix with elements $\Sigma_{ij} = \rho^{|i-j|}$, $i, j = 1, \dots, p$. We set, $\sigma_\varepsilon = \sigma_w = 1$ and $\rho = 0.5$. The regression parameters of the model are set to be $\beta_0 = (1, 1, 1, 0, \dots, 0)_{p \times 1}^T$, and $\gamma_0 = (1, 1, 1, 1, 1, 1, 0, \dots, 0)_{p \times 1}^T$, i.e., the first three and six components of β_0 and γ_0 are non-zero, respectively, and the rest are all zeros. The regularizer λ_1 in **Step 0** and **Step 2** of **Algorithm 1** is chosen by minimizing the least squares loss over an independently generated validation data set of size $10n$. Simulations are performed for all combinations of the parameters $n \in \{250, 500, 750\}$, $p \in \{25, 250, 500\}$, and $\Phi(\tau_{0n}) \in \{0.025, 0.075, 0.125, \dots, 0.975\}$. Note that for each fixed p , the total number of model parameters to be estimated is $2p + 1$.

The metrics of interest are bias and mean squared error: $\text{bias}(\hat{\beta}) = \|\mathbb{E}(\hat{\beta} - \beta_0)\|_2$, $\text{bias}(\hat{\gamma}) = \|\mathbb{E}(\hat{\gamma} - \gamma_0)\|_2$, $\text{bias}(\hat{\tau}) = |\mathbb{E}(\hat{\tau} - \tau_{0n})|$, $\text{bias}(\Phi(\hat{\tau})) = |\mathbb{E}(\Phi(\hat{\tau}) - \Phi(\tau_{0n}))|$; $\text{mse}(\hat{\beta}) = \|\mathbb{E}(\hat{\beta} - \beta_0)^2\|_2$, $\text{mse}(\hat{\gamma}) = \|\mathbb{E}(\hat{\gamma} - \gamma_0)^2\|_2$, $\text{mse}(\hat{\tau}) = \mathbb{E}(\hat{\tau} - \tau_{0n})^2$, $\text{mse}(\Phi(\hat{\tau})) = \mathbb{E}(\Phi(\hat{\tau}) - \Phi(\tau_{0n}))^2$. For every combination of parameters, we compute and report these metrics based on 100 replications. All computations are performed in R and use the optimization software Mosek to perform the Lasso optimization. Mosek is an interior point methods based solver, which is wrapped through the R package Rmosek.

In order to achieve our first objective of examining sensitivity of **Algorithm 1** to the initializing value $\tau^{(0)}$, we consider two schemes to choose the initializer of **Algorithm 1**. The first is to set $\tau^{(0)} = \bar{w} = n^{-1} \sum w_i$, i.e., the starting value is set equal to the empirical mean of w . This is done in an effort to make the initializer equidistant from the two extremes of the support of w . This approach is represented as ‘**Algorithm 1A**’. The second scheme we consider is to choose the initializer $\tau^{(0)}$ by setting it to one of values $\{w_q^m; m = 0.25, 0.5, 0.75\}$, where w_q^m represents the m^{th} empirical quantile of $w = (w_1, \dots, w_n)^T$. This is done by first computing $\hat{\beta}(\tau)$ and $\hat{\gamma}(\tau)$ in (2.4) for each $\tau = w_q^{0.25}, w_q^{0.50}, w_q^{0.75}$, and finally selecting $\tau^{(0)}$ as the value that minimizes the least

squares loss over these three choices. Note that the latter approach has an additional computational burden of two $\text{Lasso}(n, p)$ optimizations in comparison to the former. This approach is represented as ‘**Algorithm 1B**’. Note that neither of the proposed mechanisms to initialize the algorithm enforce the u_n -neighborhood condition of (2.2) and both are easily implementable in practice. Finally, we also choose $\tau^{(0)} = \tau_{0n}$, i.e., the true change point, and we shall refer to this as ‘**Algorithm 1 (benchmark)**’. Clearly **Algorithm 1 (benchmark)** is not practical since τ_{0n} unknown in practice. However, it serves as a benchmark for assessing the sensitivity of the algorithm to $\tau^{(0)}$. In addition, we also compute the ordinary lasso (2.4) with $\tau = \tau_{0n}$, which we refer to as **Lasso (benchmark)**. This serves as a benchmark for assessing only the regression parameter estimates.

5.2 Results and discussion

The bias and mean squared error (mse) of estimates obtained from **Algorithms 1A, 1B, Algorithm 1(benchmark)**, and **Lasso (benchmark)** for all combinations of $n \in \{250, 500, 750\}$, $p \in \{25, 250, 500\}$, and $\Phi(\tau_{0n}) \in \{0.125, 0.625\}$ are presented in Table 1 and Table 2. All results provided are truncated at 10^{-4} . Complete results of the simulation study including all cases for $\Phi(\tau_{0n}) \in \{0.025, 0.075, 0.125, \dots, 0.975\}$ are available in the supplementary materials file ‘*simulation_results.csv*’. In addition, to aid in interpretation, the results on bias are illustrated through Figures 1 - 5. In particular, Figure 1 illustrates bias associated with the change point estimate, Figure 2 the bias in $\hat{\beta}^{(1)}$, and Figure 3 the bias in $\hat{\gamma}^{(1)}$, while $n \in \{250, 500, 750\}$. In Figure 4 and 5 we depict results on bias of estimates obtained from **Algorithm 1B** for changing values of the dimension p and sample size n .

From the bias results depicted in Figures 1 - 3, it is clear that, except for regions closer to the boundary values of the interval $[0, 1]$, both **Algorithms 1A and 1B** are nearly indistinguishable from the benchmark estimators provided by **Algorithm 1 (benchmark)**, and **Lasso (benchmark)**. At the same time, it is also clear that the differences in bias in estimates from **Algorithm 1A and 1B** to their respective benchmark estimates progressively shrinks with increasing values of n . This behavior supports the results derived in Theorem 4.2. Next, we can see from Figure 1, that **Algorithm 1B** performs relatively better than **Algorithm 1A** for some values near the boundaries of $[0, 1]$. This suggests that the initial value $\tau^{(0)}$ may have some effect on the overall performance of **Algorithm 1**, and that this behavior is limited only to values of τ_{0n} nearer to the boundaries. Finally, as one

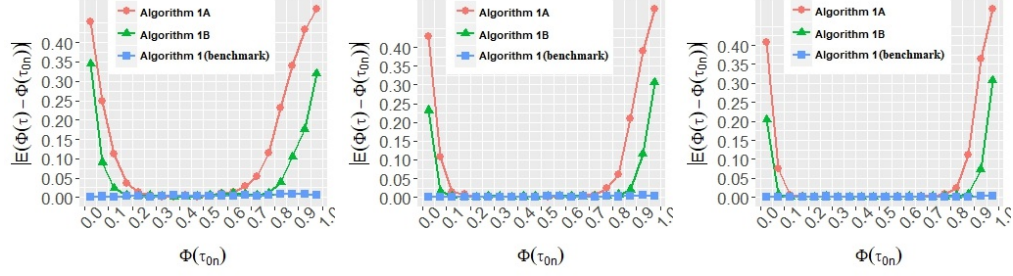


Figure 1: Comparison of $\text{bias}(\Phi(\tau))$ for **Algorithm 1A** and **1B** and **Algorithm 1(benchmark)** across values of $\Phi(\tau_{0n})$ for $p = 250$. Left panel: $n=250$, Center panel: $n=500$, Right panel: $n=750$.

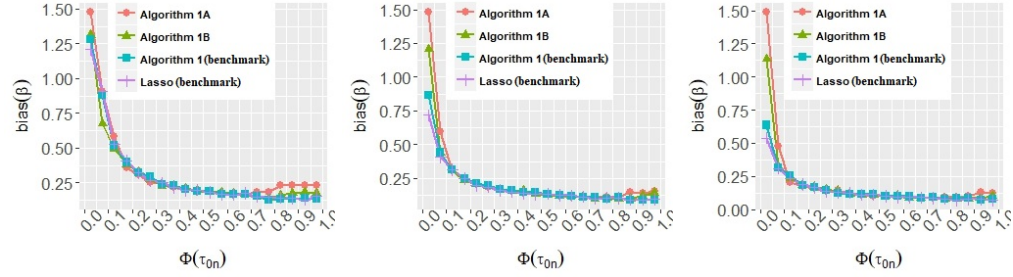


Figure 2: Comparison of $\text{bias}(\beta)$ for **Algorithm 1A** and **1B**, **Algorithm 1(benchmark)** and **Lasso(benchmark)** across values of $\Phi(\tau_{0n})$ for $p = 250$. Left panel: $n = 250$, Center panel: $n = 500$, Right panel: $n = 750$.

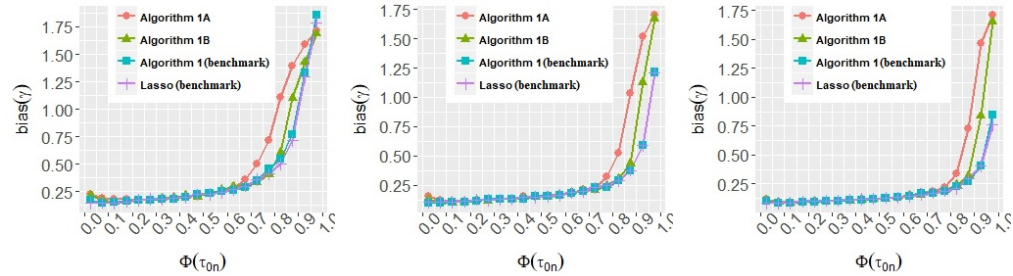


Figure 3: Comparison of $\text{bias}(\gamma)$ for **Algorithm 1A** and **1B**, **Algorithm 1(benchmark)** and **Lasso(benchmark)** across values of $\Phi(\tau_{0n})$ for $p = 250$. Left panel: $n = 250$, Center panel: $n = 500$, Right panel: $n = 750$.

might expect, there is a marginal increase in the bias for increasing values of the dimension p (see Figures 4 and 5).

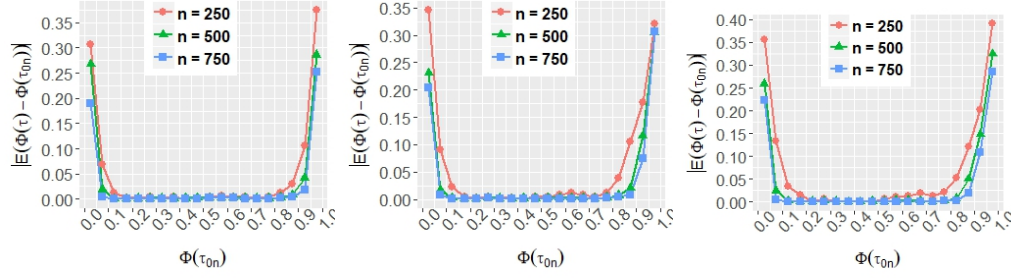


Figure 4: Comparison of $\text{bias}(\Phi(\tau))$ of **Algorithm 1B** for $n \in \{250, 500, 750\}$ across values of $\Phi(\tau_{0n})$. Left panel: $p = 25$, Center panel: $p = 250$, Right panel: $p = 500$.

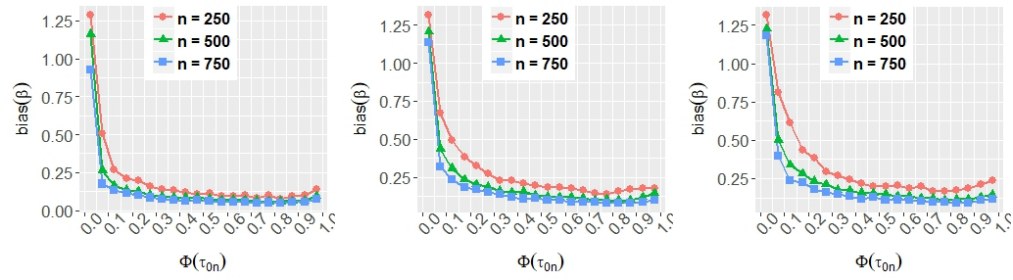


Figure 5: Comparison of $\text{bias}(\beta)$ of **Algorithm 1B** for $n \in \{250, 500, 750\}$ across values of $\Phi(\tau_{0n})$. Left panel: $p = 25$, Center panel: $p = 250$, Right panel: $p = 500$.

Table 1: Numerical results of **Algorithm 1A and 1B**, **Algorithm 1(benchmark)** and **Lasso (benchmark)** for $n \in \{250, 500, 750\}$, $p \in \{25, 250, 500\}$, and $\Phi(\tau_{0n}) = 0.125$. Note that **Lasso (benchmark)** computes only the regression parameter estimates.

Method	n	p	$\text{bias}(\beta)$	$\text{bias}(\gamma)$	$\text{bias}(\tau)$	$\text{bias}(\Phi(\tau))$	$\text{mse}(\beta)$	$\text{mse}(\gamma)$	$\text{mse}(\tau)$	$\text{mse}(\Phi(\tau))$
Algorithm 1A	250	25	0.2714	0.1002	0.1609	0.043	0.1921	0.0279	0.0855	0.007
	250	250	0.5822	0.1792	0.3821	0.1132	0.3611	0.0364	0.3156	0.0302
	250	500	0.6496	0.2209	0.5234	0.1595	0.4082	0.0552	0.4798	0.0475
	500	25	0.183	0.0584	0.0434	0.0101	0.0696	0.0103	0.0097	6.00E-04
	500	250	0.3066	0.1143	0.0578	0.015	0.113	0.0148	0.0279	0.0024
	500	500	0.3132	0.1314	0.1035	0.0267	0.1195	0.0186	0.0474	0.0038
	750	25	0.1336	0.0531	0.0268	0.0059	0.0393	0.0073	0.0032	2.00E-04
	750	250	0.2084	0.0913	0.0264	0.0058	0.0515	0.0099	0.003	1.00E-04
Algorithm 1B	750	500	0.2508	0.1019	0.0338	0.0078	0.0732	0.0109	0.007	4.00E-04
	250	25	0.2698	0.0946	0.0414	0.012	0.1601	0.0215	0.0429	0.0045
	250	250	0.4957	0.1555	0.0862	0.023	0.3126	0.0305	0.0475	0.0041
	250	500	0.6126	0.1873	0.125	0.0343	0.3832	0.0365	0.0894	0.0086
	500	25	0.1652	0.0674	0.0023	6.00E-04	0.0579	0.0102	0.0013	1.00E-04
	500	250	0.308	0.1021	0.0112	0.0026	0.1173	0.0135	0.0028	1.00E-04
	500	500	0.3386	0.1179	0.0106	0.0025	0.1304	0.0156	0.0024	1.00E-04
	750	25	0.1358	0.0593	0.0037	8.00E-04	0.0385	0.0075	5.00E-04	0
Algorithm 1 (benchmark)	750	250	0.2371	0.0845	0.0057	0.0013	0.0681	0.0087	7.00E-04	0
	750	500	0.24	0.097	0.007	0.0015	0.0664	0.01	7.00E-04	0
	250	25	0.2881	0.096	-0.0199	-0.0037	0.1829	0.0226	0.0037	1.00E-04
	250	250	0.5163	0.1579	-0.0037	-6.00E-04	0.3119	0.0279	0.0017	1.00E-04
	250	500	0.6161	0.1748	-0.0174	-0.0031	0.3979	0.0317	0.0042	2.00E-04
	500	25	0.1559	0.0584	-0.0048	-9.00E-04	0.0532	0.0102	4.00E-04	0
	500	250	0.3131	0.1057	-0.0075	-0.0015	0.1142	0.014	5.00E-04	0
	500	500	0.3411	0.1206	-0.0054	-0.001	0.1242	0.0153	8.00E-04	0
Lasso (benchmark)	750	25	0.1468	0.0541	-0.0037	-7.00E-04	0.0459	0.0073	1.00E-04	0
	750	250	0.2553	0.0863	-0.0019	-4.00E-04	0.0727	0.0085	2.00E-04	0
	750	500	0.2536	0.1021	-0.0048	-0.001	0.072	0.0106	3.00E-04	0
	250	25	0.23	0.0911	NA	NA	0.1402	0.021	NA	NA
	250	250	0.529	0.1449	NA	NA	0.32	0.0261	NA	NA
	250	500	0.631	0.1819	NA	NA	0.3865	0.0345	NA	NA
	500	25	0.1659	0.0668	NA	NA	0.0639	0.0113	NA	NA
	500	250	0.3139	0.1054	NA	NA	0.1122	0.0136	NA	NA
Lasso (benchmark)	500	500	0.3451	0.1213	NA	NA	0.1223	0.0158	NA	NA
	750	25	0.1228	0.051	NA ₂₀	NA	0.0378	0.0066	NA	NA
	750	250	0.2365	0.0829	NA	NA	0.0696	0.0092	NA	NA
	750	500	0.2456	0.0961	NA	NA	0.0667	0.0095	NA	NA

Table 2: Numerical results of **Algorithm 1A and 1B**, **Algorithm 1(benchmark)** and **Lasso (benchmark)** for $n \in \{250, 500, 750\}$, $p \in \{25, 250, 500\}$, and $\Phi(\tau_{0n}) = 0.625$. Note that **Lasso (benchmark)** computes only the regression parameter estimates.

Method	n	p	$\text{bias}(\beta)$	$\text{bias}(\gamma)$	$\text{bias}(\tau)$	$\text{bias}(\Phi(\tau))$	$\text{mse}(\beta)$	$\text{mse}(\gamma)$	$\text{mse}(\tau)$	$\text{mse}(\Phi(\tau))$
Algorithm 1A	250	25	0.0847	0.1599	-0.0156	-0.006	0.0182	0.0547	0.0013	2.00E-04
	250	250	0.1634	0.2848	-0.0331	-0.0128	0.0351	0.0898	0.0043	6.00E-04
	250	500	0.1918	0.3509	-0.051	-0.0197	0.044	0.1201	0.0083	0.0013
	500	25	0.0659	0.1087	-0.0093	-0.0035	0.0101	0.0245	5.00E-04	1.00E-04
	500	250	0.109	0.1766	-0.012	-0.0046	0.0145	0.0362	4.00E-04	1.00E-04
	500	500	0.127	0.2173	-0.0141	-0.0054	0.0183	0.0447	7.00E-04	1.00E-04
	750	25	0.0553	0.078	-0.0043	-0.0016	0.0083	0.0163	1.00E-04	0
	750	250	0.0862	0.1397	-0.0049	-0.0019	0.0096	0.0215	1.00E-04	0
	750	500	0.1009	0.162	-0.0068	-0.0026	0.0103	0.0259	2.00E-04	0
Algorithm 1B	250	25	0.0921	0.1614	-0.0135	-0.0052	0.0211	0.0614	0.0011	2.00E-04
	250	250	0.1752	0.2994	-0.0295	-0.0114	0.0359	0.1027	0.004	6.00E-04
	250	500	0.1842	0.3286	-0.035	-0.0135	0.0384	0.1084	0.0053	8.00E-04
	500	25	0.0719	0.0943	-0.0049	-0.0019	0.0102	0.0239	2.00E-04	0
	500	250	0.1188	0.1898	-0.0082	-0.0031	0.0166	0.0375	3.00E-04	0
	500	500	0.1344	0.2106	-0.0131	-0.005	0.0185	0.0435	6.00E-04	1.00E-04
	750	25	0.0576	0.0885	-0.005	-0.0019	0.0067	0.0171	1.00E-04	0
	750	250	0.0875	0.1515	-0.0046	-0.0018	0.0095	0.0245	2.00E-04	0
	750	500	0.11	0.1581	-0.0053	-0.002	0.0133	0.0253	1.00E-04	0
Algorithm 1 (benchmark)	250	25	0.0941	0.1583	-0.0116	-0.0045	0.0236	0.0585	6.00E-04	1.00E-04
	250	250	0.1643	0.2598	-0.0118	-0.0045	0.0331	0.0742	8.00E-04	1.00E-04
	250	500	0.1847	0.3122	-0.0174	-0.0067	0.0379	0.0953	0.0015	2.00E-04
	500	25	0.0568	0.1114	-0.0035	-0.0013	0.0105	0.0253	2.00E-04	0
	500	250	0.119	0.1789	-0.0038	-0.0015	0.0175	0.0389	2.00E-04	0
	500	500	0.1264	0.2053	-0.0051	-0.0019	0.018	0.04	2.00E-04	0
	750	25	0.0597	0.09	-0.0026	-0.001	0.0077	0.0169	1.00E-04	0
	750	250	0.0977	0.1397	-0.003	-0.0011	0.0117	0.0226	1.00E-04	0
	750	500	0.1005	0.1556	-0.0038	-0.0015	0.0122	0.0251	1.00E-04	0
Lasso (benchmark)	250	25	0.1002	0.1529	NA	NA	0.0206	0.0515	NA	NA
	250	250	0.1621	0.2724	NA	NA	0.0322	0.0843	NA	NA
	250	500	0.1733	0.3013	NA	NA	0.0338	0.0961	NA	NA
	500	25	0.0726	0.0971	NA	NA	0.0132	0.0269	NA	NA
	500	250	0.1231	0.1872	NA	NA	0.0163	0.0365	NA	NA
	500	500	0.1282	0.2028	NA	NA	0.0172	0.0397	NA	NA
	750	25	0.0615	0.0776	NA ₂₁	NA	0.0077	0.0166	NA	NA
	750	250	0.0921	0.1445	NA	NA	0.0103	0.0242	NA	NA
	750	500	0.1012	0.1588	NA	NA	0.0112	0.0256	NA	NA

6 Application

In this section, we apply our proposed methodology to the ‘Communities and Crime’ data set of Redmond and Baveja (2002), available publicly at <https://archive.ics.uci.edu/ml/datasets/Communities+and+Crime>. This data contains: (i) socio-economic data at a community level from across the entire United states, and is collected from the 1990 US Census, (ii) law enforcement data from the 1990 US Law Enforcement Management and Administrative Statistics survey, and (iii) crime data from the 1995 FBI Uniform Crime. The full data set contains 1994 observations and 128 variables. The dependent variable of interest is the total number of violent crimes per one hundred thousand population, which is calculated using the population and the sum of the crime variables that are considered violent crimes: murder, rape, robbery, and assault. The remaining variables are quantitative measurements on socio-economic variables such as the median (community level) income per household, percentage of people aged 16 and over who are employed, percentage of households with public assistance, percent of population who have immigrated within the last 10 years, amongst many others. This data was recently analyzed by Leonardi and Bühlmann (2016) for detecting and identifying change points in covariates when the change point(s) are modeled over time. In this study we are interested in identifying changes in covariates when the change occurs through a change inducing variable. Specifically, we consider the change inducing variable to be the median household income, in an effort to investigate whether violent crime at a community level is influenced by distinct socio-economic factors below and above a certain threshold of the median household income, and also to estimate the threshold level of the median income level at which such a transition occurs.

The full data set consists of $n = 1994$ observations and $p = 128$ variables, which have been normalized to $[0, 1]$ scale. The normalization process is described in the webpage whose link has been provided at the beginning of this section. This normalized data is pre-processed by deleting observations with any missing values, and by eliminating predictors that are highly correlated with other predictor variables. After the pre-processing, we obtain a filtered data set with $n = 319$ communities and $p = 77$ predictor variables (excluding the change inducing variable). The remaining data is then mean centered and scaled columnwise in order to remove the need for an intercept term in the regression, mainly to be consistent with model (1.1). Finally, predictor variables having a

Table 3: Summary of analysis of ‘Communities and Crime’ data set via **Algorithm 1B**. Model size: $n = 319$, $p = 77$. Estimated change point is the 0.825^{th} empirical quantile of w . The table lists all regression coefficients detected as non-zero upto the order of 10^{-4} .

Variable	Description	Coefficient ($\hat{\beta}_S$) (pre change)	Coefficient ($\hat{\gamma}_S$) (post change)
racepctblack	% of population that is african american	0.0568	0
racePctWhite	% of population that is caucasian	-0.2346	0
pctWWage	% of households with wage or salary income in 1989	-0.0279	0
pctWInvInc	% of households with investment / rent income in 1989	-0.0647	-0.1562
pctWPubAsst	% of households with public assistance income in 1989	0	0.3802
PctUnemployed	% of people 16 and over, in the labor force, and unemployed	0	0.089
PctEmploy	% of people 16 and over who are employed	0	-0.1067
PctEmplManu	% of people 16 and over who are employed in manufacturing	0	-0.0236
PctIlleg	% of kids born to never married parents	0.2628	0
PctHousLess3BR	% of housing units with less than 3 bedrooms	0.0605	0.0203
PctHousOccup	% of housing occupied	-0.0595	0
PctVacantBoarded	% of vacant housing that is boarded up	0.0223	0
NumInShelters	# of people in homeless shelters	0.0062	0
NumStreet	# of homeless people counted in the street	0.1103	0
LemasTotReqPerPop	# requests for police per 100K population	0.0067	0
PolicReqPerOffic	# requests for police per police officer	0.0312	0
RacialMatchCommPol	a measure of the racial match (community and police force)	-0.0001	0
PolicCars	# of police cars	0.0242	0
LemasGangUnitDeploy	gang unit deployed (Ordinal: 0-Y, 1-N, 0.5-Part time)	0.0276	0

significant correlation with the change inducing variable have also been dropped from the analysis.

In view of the numerical results of Section 5, we apply **Algorithm 1B** to the data under consideration. The regularizer of the Lasso optimizations of **Initializing step** and **Step 2** of the algorithm are chosen via a 5-fold cross validation, where the regularizer is chosen as the largest value of $\lambda_1 > 0$ within one standard error of the minimum cross-validation error, as suggested in (Hastie et al., 2009, page 244). Table 3 summarizes estimation and variable selection results for the regression coefficients of the assumed model 1.1. The estimated change point $\hat{\tau}^{(1)} = 0.872$ which is the 0.825^{th} empirical quantile of w .

A noteworthy observation about the estimated pre and post coefficients $\hat{\beta}^{(1)}$, $\hat{\gamma}^{(1)}$ from Table 3

is the drastic change in non-zero features across the $\hat{\tau}^{(1)} = 0.872$ threshold of the median income variable. More interestingly, it is observed that in the pre threshold data (observations where the income is below the threshold) several social variables appear to be predictive for the response (number of violent crimes per 100k population), such as ‘racepctblack’, ‘racePctWhite’, ‘PctIlleg’, ‘NumInShelters’ etc. . However, for the post threshold data (observations where income is above the threshold), the variables that are predictive towards the number of violent crimes switch to primarily income related variables such as ‘pctWPubAsst’, ‘PctEmploy’ etc. This observation suggests that the underlying socio-economic variables that influence violent crime at a community level are distinct for the ‘poor’(pre-threshold) and ‘rich’(post-threshold).

References

- Atchadé, Y. and Bybee, L. (2017). A scalable algorithm for gaussian graphical models with change points. *arxiv preprint* arXiv:1707.04306
- Bai, J. (1996). Testing for parameter constancy in linear regressions: an empirical distribution function approach. *Econometrica*, **64**, 597-622.
- Bai, J. (1997). Estimation of a change point in multiple regression models. *The Review of Economics and Statistics*, 551-563.
- Belloni, A., Rosenbaum, M. and Tsybakov. A.B. (2017) Linear and conic programming approaches to high-dimensional errors-in-variables models. *Journal of the Royal Statistical Society*, **79**, 939-956.
- Belloni, A., Chernozhukov, V., Kaul, A., Rosenbaum, M. and Tsybakov. A.B. (2017b) Pivotal estimation via self-normalization for high dimensional linear models with error-invariables. arXiv:1708.08353.
- Belloni, A., Chernozhukov, V., and Wang, L. (2011). Square-root Lasso: Pivotal Recovery of Sparse Signals via Conic Programming. *Biometrika*, 1-18.
- Bickel, P. J., Ritov, Y. and Tsybakov, A.B. (2009). Simultaneous analysis of Lasso and Dantzig selector. *Annals of Statistics*, **37(4)**, 1705-1732.
- Bühlmann, P. and van de Geer, S. (2011). Statistics for High-dimensional Data: Methods, Theory and Applications. *New York: Springer*.
- Cho, H. and Fryzlewicz, P. (2015). Multiple-change-point detection for high dimensional time series via sparsified binary segmentation. *Journal of the Royal Statistical Society: Series B (Statistical*

- Methodology*), **77**, 475-507.
- Ciuperca, G. (2012) Model selection by LASSO methods in a change-point model. *Preprint: arxiv* arXiv:1107.0865
- Durrett, R. (2005) Probability: Theory and Examples, Third Edition. *Brooks/Cole-Thomson Learning, California*
- Fotopoulos, S.B., Jandhyala, V.K. and Khapalova, E. (2010). Exact asymptotic distribution of the change-point mle for change in the mean of Gaussian sequences. *Annals of Applied Statistics*, **4**, 1081-1104.
- Fryzlewicz, P. (2014). Wild binary segmentation for multiple change-point detection. *Annals of Statistics*, **42**, 2243-2281.
- Hinkley, D.V. (1969). Inference about the intersection in two-phase regression. *Biometrika*, **56**, 495-504.
- Hinkley, D.V. (1970) Inference about the change-point in a sequence of random variables. *Biometrika*, **57**, 1-17.
- Hinkley, D.V. (1971). Inference in two-phase regression. *Journal of the American Statistical Association*, **66**, 736-743.
- Hinkley, D. V. (1972). Time ordered classification. *Biometrika*, **59**, 509-523.
- Gautier, E. and Tsybakov, A. B. (2011) High-dimensional instrumental variables regression and confidence sets. *arXiv preprint* arXiv:1105.2454v4.
- Gibberd, A. J. and Roy, S. (2017). Multiple Changepoint Estimation in High-Dimensional Gaussian Graphical Models. *arxiv preprint* arXiv:1712.05786
- Hastie, T., Tibshirani, R. and Friedman, J. (2009). The Elements of Statistical Learning. *Springer*.
- Jandhyala, V.K. and Fotopoulos, S.B. (1999). Capturing the distributional behavior of the maximum likelihood estimator of a change-point. *Biometrika*, **86**, 129-140.
- Jandhyala, V.K., Fotopoulos, S.B., MacNeill, I.B. and Liu, P. (2013). Inference for single and multiple change-points in time series. *Journal of Time Series Analysis*, **34**, 423-446.
- Kaul, A. (2014). Lasso with long memory regression errors. *Journal of Statistical Planning and Inference*, **153**, 11-26.
- Kaul, A. and Koul, H. (2015). Weighted ℓ_1 -penalized corrected quantile regression for high dimensional measurement error models. *Journal of Multivariate Analysis*, **140**, 72-91.

- Kaul, A. and Koul, H., Chawla, A., and Lahiri, S.N. (2016). Two stage non-penalized corrected least squares for high dimensional linear models with measurement error or missing covariates. *arxiv preprint*, arXiv:1605.03154
- Kaul, A., Davidov, O. and Peddada, S.D. (2017). Structural zeros in high-dimensional data with applications to microbiome studies. *Biostatistics*, **18(2)**, 422-433.
- Koul, H. and Qian, L. (2002). Asymptotics of maximum likelihood estimator in a two-phase linear regression model. *Journal of Statistical Planning and Inference*, **108**, 99 - 119.
- Koul, H., Qian, L., and Surgailis, D. (2002). Asymptotics of M-estimators in two-phase linear regression models. *Stochastic Processes and Applications*, **103(1)**, 123-154.
- Loh, P.L. and Wainwright, M.J. (2012). High dimensional regression with noisy and missing data: provable guarantees with nonconvexity. *Annals of Statistics* **40(3)** 1637-1664.
- Lee, S., Seo, M.H. and Shin, Y. (2016). The lasso for high dimensional regression with a possible change point. *Journal of the Royal Statistical Society: Series B (Statistical Methodology)*, **78**, 193-210
- Lee, S., Liao, Y., Seo, M.H. and Shin, Y. (2017). Oracle Estimation of a Change Point in High Dimensional Quantile Regression. *forthcoming Journal of the American Statistical Association*.
- Leonardi, F. and Bühlmann, P. (2016). Computationally efficient change point detection for high-dimensional regression. *arXiv preprint*, arXiv:1601.03704 <http://arxiv.org/abs/1601.03704>
- Liu, B., Morrison, C.D., Johnson, C.S., Trump, D.L., Qin, M., Conroy, J.C., Wang, J. and Liu, S. (2013). Computational methods for detecting copy number variations in cancer genome using next generation sequencing: principles and challenges. *Oncotarget*, **4(11)**.
- Lund, R., Wang, X.L., QiQi, L., Reeves, J., Gallagher, C. and Feng, Y. (2007). Changepoint detection in periodic and autocorrelated time series. *Journal of Climate*, **20**, 5178-5190.
- Maurer, A. (2003). A bound on the deviation probability for sums of nonnegative random variables. *Unpublished article* available at <http://www.andreas-maurer.eu/Inequality1202.pdf>
- Raskutti, G. Wainwright, M. J. and Yu, B. (2010). Restricted Eigenvalue Properties for Correlated Gaussian Designs. *Journal of Machine Learning Research*. **11** 2241-2259.
- Raskutti, G. Wainwright, M. J. and Yu, B. (2011). Minimax rates of estimation for high dimensional linear regression over ℓ_q -balls. *IEEE Transactions on Information Theory*. **57(10)** 6976-6994.
- Redmond, M. A. and Baveja, A. (2002) A Data-Driven Software Tool for Enabling Cooperative

- Information Sharing Among Police Departments. *European Journal of Operational Research*, **141** 660-678.
- Reeves, J., Chen, J., Wang, X.L. and Lund, R. (2007). A review and comparison of changepoint detection techniques for climate data. *Journal of Applied Meteorology and Climatology*, **46**, 900-915.
- Rudelson, M. and Zhou, S. (2011) Reconstruction from anisotropic random measurements. *arxiv preprint* <https://arxiv.org/abs/1106.1151>
- Tibshirani, R. (1996). Regression shrinkage and selection via Lasso. *Journal of the Royal Statistical Society Series B*, **58**(1), 267-288.
- Tibshirani, R. (2011) Regression shrinkage and selection via the lasso: a retrospective (with comments). *Journal of the Royal Statistical Society Series B*. **73** 273282.
- Vershynin, R. (2010). Introduction to the non-asymptotic analysis of random matrices. *arxiv preprint*. <https://arxiv.org/abs/1011.3027>, (Chapter 5 of: Compressed Sensing, Theory and Applications. Edited by Y. Eldar and G. Kutyniok. Cambridge University Press, 2012)
- Wang, T. and Samworth, R.J. (2017). High-dimensional changepoint estimation via sparse projection .arXiv:1606.06246.
- Ye, F. and Zhang, C.H. (2010). Rate minimaxity of the Lasso and Dantzig selector for the ℓ_q loss in ℓ_r balls. *Journal of Machine Learning Research*, **11**, 3519-3540.
- Zhang, B., Geng, J. and Lai, L. (2015) Multiple Change-Points Estimation in Linear Regression Models via Sparse Group Lasso. *IEEE Transactions on Signal Processing* **63**(9) 2209-2224.
- Zhang, C.H. (2010). Nearly unbiased variable selection under minimax concave penalty *Annals of Statistics*, **38**(1), 894-942.
- Zou, H. (2006). The adaptive Lasso and its oracle properties. *Journal of the American Statistical Association*, **101**, 1418-1429.

Appendix A

Proofs of results in Section 3

Proof of Lemma 3.1: Let $\tau_1 > \tau_{0n}$ be a boundary point on the right of τ_{0n} , such that $\Phi^*(\tau_{0n}, \tau_1) = u_n$. Then recall that

$$\zeta_i(\tau_1) = \mathbf{1}[\tau_{0n} < w_i < \tau_1], \quad \Phi^*(\tau_{0n}, \tau) = \Phi(\tau_1) - \Phi(\tau_{0n}).$$

Also, note that $p_n := E\zeta_i(\tau_1) = \Phi^*(\tau_{0n}, \tau_1)$. Since $\zeta_i, i = 1, \dots, n$ are Bernoulli r.v.'s, for any $s > 0$, the moment generating function is given by $E(\exp(s\zeta_i)) = q_n + p_n \exp(s)$, where $q_n = 1 - p_n$. Applying the Chernoff Inequality, we obtain,

$$P\left(\sum_{i=1}^n \zeta_i(\tau_1) > t + np_n\right) = P\left(e^{\sum_{i=1}^n s\zeta_i(\tau_1)} > e^{(st+sn p_n)}\right) \leq e^{-s(t+np_n)}[q_n + p_n e^s]^n.$$

Now in order to show,

$$P\left(\frac{1}{n} \sum_{i=1}^n \zeta_i(\tau_1) \leq c_u \max\left\{c_a \frac{\log p}{n}, u_n\right\}\right) \geq 1 - c_1 \exp(-c_2 \log p). \quad (\text{A.1})$$

We divide the argument into two cases. First, for any arbitrary constant $c_a > 0$, we let $\Phi^*(\tau_{0n}, \tau_1) \geq c_a \log p/n$, upon choosing $t = n\Phi^*(\tau_{0n}, \tau_1)$ we obtain,

$$P\left(\sum_{i=1}^n \zeta_i(\tau_1) > 2n\Phi^*(\tau_{0n}, \tau_1)\right) \leq e^{[-2sn\Phi^*(\tau_{0n}, \tau_1)]}[1 + (\Phi^*(\tau_{0n}, \tau_1))(e^s - 1)]^n.$$

Using the deterministic inequality $(1+x)^k \leq \exp(kx)$, for any $k, x > 0$, we obtain that

$$P\left(\sum_{i=1}^n \zeta_i(\tau_1) > 2n\Phi^*(\tau_{0n}, \tau_1)\right) \leq e^{-2sn\Phi^*(\tau_{0n}, \tau_1)} e^{(e^s-1)n\Phi^*(\tau_{0n}, \tau_1)} \leq e^{-c_2 \log p}.$$

The inequality to the right follows by choosing $s = \log 2$, which maximizes the function $f(s) = 2s - e^s + 1$ and provides a positive value at the maximum, and by using the restriction $\Phi^*(\tau_{0n}, \tau) \geq c \log p/n$. Next we let $\Phi^*(\tau_{0n}, \tau_1) < c_a \log p/n$. Here choose $t = c_a \log p$ to obtain,

$$P\left(\sum_{i=1}^n \zeta_i(\tau_1) > c_a \log p + n\Phi^*(\tau_{0n}, \tau_1)\right) \leq e^{[-sc_a \log p - sn\Phi^*(\tau_{0n}, \tau_1)]}[1 + (\Phi^*(\tau_{0n}, \tau_1))(e^s - 1)]^n. \quad (\text{A.2})$$

Calling upon the inequality $(1+x)^k \leq \exp(kx)$, for any $k, x > 0$, we can bound the RHS of (A.2) from above by $\exp[-sc_a \log p + (e^s - s - 1) \log p]$. Now $s = \log(1 + c_a)$ provides a positive value at

the maximum, since it maximizes $f(s) = (1 + c_a)s - e^s + 1$. Then for any $c_a > 0$, we obtain,

$$P\left(\sum_{i=1}^n \zeta_i(\tau_1) > c_a \log p + n\Phi^*(\tau_{0n}, \tau_1)\right) \leq e^{-c_2 \log p}.$$

Upon combining both cases, (A.1) follows by noting $\Phi^*(\tau_{0n}, \tau_1) = u_n$.

Now repeating the same argument for a fixed boundary point τ_2 on the left of τ_{0n} , such that $\Phi(\tau_{0n}) - \Phi(\tau_2) = u_n$, and applying a union bound we obtain,

$$P\left(\max_{\tau \in \{\tau_1, \tau_2\}} \frac{1}{n} \sum_{i=1}^n \zeta_i(\tau) \leq c_u \max\left\{c_a \frac{\log p}{n}, u_n\right\}\right) \geq 1 - c_1 \exp(-c_2 \log p). \quad (\text{A.3})$$

It remains to show that (A.1) holds uniformly over $\mathcal{T}(\tau_{0n}, u_n)$. For this, we begin by noting that for any $\tau \in \mathcal{T}(\tau_{0n}, u_n)$, where $\tau > \tau_{0n}$ we have $\zeta_i(\tau) = \mathbf{1}[w_i \in (\tau_{0n}, \tau)] \leq \mathbf{1}[w_i \in (\tau_{0n}, \tau_1)]$. Similarly for any $\tau \in \mathcal{T}(\tau_{0n}, u_n)$ where $\tau < \tau_{0n}$ we have $\zeta_i(\tau) \leq \mathbf{1}[w_i \in (\tau_2, \tau_{0n})]$. Thus

$$\sup_{\tau \in \mathcal{T}(\tau_{0n}, u_n)} \frac{1}{n} \sum_{i=1}^n \zeta_i(\tau) \leq \max_{\tau \in \{\tau_1, \tau_2\}} \frac{1}{n} \sum_{i=1}^n \zeta_i(\tau). \quad (\text{A.4})$$

Part (i) of this lemma follows by combining (A.4) with the bound in (A.3).

To prove Part (ii) we use a lower bound for sums of non-negative r.v.s' stated in Lemma B.2. This result was originally proved by Maurer (2003). For a fixed right boundary point $\tau_1 > \tau$ such that $\tau_1 - \tau = v_n$, set $t = v_n/2$ in Lemma B.2. Then we have

$$P\left(\frac{1}{n} \sum_{i=1}^n \zeta_i(\tau_1) \leq \frac{v_n}{2}\right) \leq \exp(-nv_n) \leq c_1 \exp(-c_2 \log p),$$

where the last inequality follows from $v_n \geq c_a \log p/n$. We obtain the same bound applying a similar argument for the left boundary point $\tau_2 < \tau_{0n}$ such that $\tau_{0n} - \tau_2 = v_n$. Now applying an elementary union bound we obtain

$$P\left(\min_{\tau \in \{\tau_1, \tau_2\}} \frac{1}{n} \sum_{i=1}^n \zeta_i(\tau) \geq c_u v_n\right) \geq 1 - c_1 \exp(-c_2 \log p). \quad (\text{A.5})$$

Finally to obtain uniformity over $\tau \in \{\tau; \Phi^*(\tau_{0n}, \tau) \geq v_n\}$ note that for $\tau > \tau_{0n}$, we have $\zeta_i(\tau) = \mathbf{1}[w_i \in (\tau_{0n}, \tau)] \geq \mathbf{1}[w_i \in (\tau_{0n}, \tau_1)]$ and for any $\tau < \tau_{0n}$, we have $\zeta_i(\tau) = \mathbf{1}[w_i \in (\tau, \tau_{0n})] \geq \mathbf{1}[w_i \in (\tau_2, \tau_{0n})]$. This implies that

$$\inf_{\{\tau; \Phi^*(\tau_{0n}, \tau) \geq v_n\}} \frac{1}{n} \sum_{i=1}^n \zeta_i(\tau) \geq \min_{\tau \in \{\tau_1, \tau_2\}} \frac{1}{n} \sum_{i=1}^n \zeta_i(\tau). \quad (\text{A.6})$$

Part(ii) follows by combining (A.5) and (A.6). This complete the proof of Lemma 3.1. \square

Proof of Lemma 3.2: We begin with the proof of Part (i). Note that the RHS of the inequality in Part (i) is normalized by the ℓ_2 norm of δ . Hence, without loss of generality we can assume $\|\delta\|_2 = 1$. Now, the proof of this lemma relies on $|n_w| = \sum_{i=1}^n \zeta_i(\tau)$, where $\zeta_i(\tau)$ are as defined for Lemma 3.1. Note that if $|n_w| = 0$ then Lemma 3.2 holds trivially with probability 1, thus without loss of generality we shall assume that $|n_w| > 0$. Now, for any fixed $\tau \in \mathcal{T}(\tau_{0n}, u_n)$, we have

$$\left\| \frac{1}{n} \sum_{i \in n_w} \delta^T x_i x_i^T \right\|_\infty \leq \frac{|n_w|}{n} \left\| \frac{1}{|n_w|} \sum_{i \in n_w} \delta^T x_i x_i^T \right\|_\infty \quad (\text{A.7})$$

The second key observation is that under Condition A(iv) and by properties of conditional expectations (see e.g. Lemma B.3), the conditional probability $P_w(\cdot) = P(\cdot | w)$ can be bounded by treating w as a constant. Thus,

$$P_w \left(\left\| \frac{\sum_{i \in n_w} \delta^T x_i x_i^T}{|n_w|} - \delta^T \Sigma \right\|_\infty > t \right) \leq 6p \exp(-c_u |n_w| \min \left\{ \frac{t^2}{\sigma_x^4}, \frac{t}{\sigma_x^2} \right\})$$

where the above probability bound is obtained by an application of Part (ii) of Lemma 14 of Loh and Wainwright (2012): supplementary materials. This lemma is reproduced as Lemma B.1 in the Appendix. Now choosing $t = c_u \max \left\{ \sigma_x^2 \sqrt{\frac{\log p}{|n_w|}}, \sigma_x \frac{\log p}{|n_w|} \right\}$ we obtain,

$$\begin{aligned} P_w \left(\left\| \frac{\sum_{i \in n_w} \delta^T x_i x_i^T}{|n_w|} \right\|_\infty \leq \|\delta^T \Sigma\|_\infty + c_u \max \left\{ \sigma_x^2 \sqrt{\frac{\log p}{|n_w|}}, \sigma_x \frac{\log p}{|n_w|} \right\} \right) \\ \geq 1 - c_1 \exp(-c_2 \log p). \end{aligned} \quad (\text{A.8})$$

The result in (A.8) together with (A.7) yields,

$$\begin{aligned} P_w \left(\left\| \frac{1}{n} \sum_{i \in n_w} \delta^T x_i x_i^T \right\|_\infty \leq \frac{|n_w|}{n} \|\delta^T \Sigma\|_\infty + \frac{|n_w|}{n} c_u \max \left\{ \sigma_x^2 \sqrt{\frac{\log p}{|n_w|}}, \sigma_x \frac{\log p}{|n_w|} \right\} \right) \\ \geq 1 - c_1 \exp(-c_2 \log p). \end{aligned} \quad (\text{A.9})$$

Taking expectations on both sides of the inequality (A.9) and observing that the RHS of the conditional probability (A.9) is free of w , we obtain,

$$\begin{aligned} P \left(\left\| \frac{1}{n} \sum_{i \in n_w} \delta^T x_i x_i^T \right\|_\infty \leq \frac{|n_w|}{n} \|\delta^T \Sigma\|_\infty + \frac{|n_w|}{n} c_u \max \left\{ \sigma_x^2 \sqrt{\frac{\log p}{|n_w|}}, \sigma_x \frac{\log p}{|n_w|} \right\} \right) \\ \geq 1 - c_1 \exp(-c_2 \log p) \end{aligned} \quad (\text{A.10})$$

On the other hand, we have by the result of Lemma 3.1 that with probability at least $1 - c_1 \exp(-c_2 \log p)$ that $\sup_{\tau \in \mathcal{T}} |n_w|/n \leq c_u \max\{c_a \log p/n, u_n\}$. Also, it is straightforward to see that $\|\delta^T \Sigma\|_\infty \leq c_u \phi$, for some constant $c_u > 0$. Thus with the same probability we have the bound,

$$\sup_{\tau \in \mathcal{T}(\tau_{0n}, u_n)} \frac{|n_w|}{n} \|\delta^T \Sigma\|_\infty \leq c_u \phi \max\left\{c_a \frac{\log p}{n}, u_n\right\}. \quad (\text{A.11})$$

By applying Part (i) of Lemma 3.1 we also have the following bound with probability at least $1 - c_1 \exp(-c_2 \log p)$,

$$\sup_{\tau \in \mathcal{T}(\tau_{0n}, u_n)} \frac{|n_w|}{n} \sqrt{\frac{\log p}{|n_w|}} \leq c_u \sqrt{\frac{\log p}{n}} \max\left\{c_a \sqrt{\frac{\log p}{n}}, \sqrt{u_n}\right\} \leq c_u \max\left\{c_a \frac{\log p}{n}, u_n\right\}. \quad (\text{A.12})$$

The final inequality follows upon noting that if $\sqrt{\log p/n} \sqrt{u_n} \geq u_n$ then $u_n \leq \log p/n$. Finally also note that $\sup_{\tau \in \mathcal{T}} (|n_w|/n)(\log p/|n_w|) \leq \log p/n$. Part (i) of the lemma follows by combining these results together with the bounds (A.11) and (A.12) in (A.10). The proofs of Part (ii) and Part (iii) are similar and are thus omitted. \square

Proof of Lemma 3.4 To prove Part (i), first define $z_i = x_i \mathbf{1}[w_i < \tau_{0n}]$. Clearly z_i is also subgaussian with the same variance parameter as x_i 's, i.e., σ_x^2 . Furthermore $\Sigma_z = E z_i z_i^T = \Phi(\tau_{0n}) \Sigma_x$, which implies that $\lambda_{\min}(\Sigma_z) = \Phi(\tau_{0n}) \lambda_{\min}(\Sigma_x) \geq \Phi(\tau_{0n}) \kappa$. Similarly $\lambda_{\max}(\Sigma_z) \leq \Phi(\tau_{0n}) \phi$. Now applying Lemma 3.3 we obtain

$$\frac{1}{n} \sum_{\{i; w_i < \tau_{0n}\}} \delta^T x_i x_i^T \delta = \frac{1}{n} \sum_{i=1}^n \delta^T z_i z_i^T \delta \geq c_u \kappa_x \Phi(\tau_{0n}) \|\delta\|_2^2 - c_u \frac{1}{\Phi(\tau_{0n})} \frac{\log p}{n} \|\delta\|_1^2, \quad (\text{A.13})$$

with probability at least $1 - c_1 \exp(-c_2 \log p)$. Since $\delta \in \mathbb{A}$, it is straightforward to see that $\|\delta\|_1^2 \leq c_u s \|\delta\|_2^2$. This together with Condition A(ii) yields Part (i). The proof of Part (ii) is quite similar. To prove Part (iii), we shall invoke the arguments seen in the proof of Lemma 3.2. Consider,

$$\sup_{\tau \in \mathcal{T}(\tau_{0n}, u_n)} \sup_{\delta \in \mathbb{A}} \frac{1}{n} \sum_{i \in n_w} \delta^T x_i x_i^T \delta = \sup_{\tau \in \mathcal{T}(\tau_{0n}, u_n)} \frac{|n_w|}{n} \sup_{\delta \in \mathbb{A}} \frac{1}{|n_w|} \sum_{i \in n_w} \delta^T x_i x_i^T \delta \quad (\text{A.14})$$

Let $P_w(\cdot)$ denote the conditional probability $P(\cdot | w)$, where $w = (w_1, \dots, w_n)^T$. Then using Lemma 3.3 we have

$$P_w \left(\sup_{\delta \in \mathbb{A}} \frac{1}{|n_w|} \sum_{i \in n_w} \delta^T x_i x_i^T \delta \leq \frac{3\phi}{2} \|\delta\|_2^2 + c_u c_m \frac{\log p}{|n_w|} \|\delta\|_1^2 \right) \geq 1 - c_1 \exp(-c_2 \log p). \quad (\text{A.15})$$

Noting that the above probability on the RHS of (A.15) is free of w , taking expectations on both sides we obtain,

$$P \left(\sup_{\delta \in \mathbb{A}} \frac{1}{|n_w|} \sum_{i \in n_w} \delta^T x_i x_i^T \delta \leq \frac{3\phi}{2} \|\delta\|_2^2 + c_u c_m \frac{\log p}{|n_w|} \|\delta\|_1^2 \right) \geq 1 - c_1 \exp(-c_2 \log p). \quad (\text{A.16})$$

Recall from Lemma 3.1 that $\sup_{\tau \in \mathcal{T}(\tau_{0n}, u_n)} |n_w|/n \leq c_u \max\{c_a \log p/n, u_n\}$, with probability at least $1 - c_1 \exp(-c_2 \log p)$. Combining this result with (A.16) and substituting into (A.14) we obtain

$$\begin{aligned} \sup_{\tau \in \mathcal{T}(\tau_{0n}, u_n)} \sup_{\delta \in \mathbb{A}} \frac{1}{n} \sum_{i \in n_w} \delta^T x_i x_i^T \delta &\leq c_u \phi \|\delta\|_2^2 \max \left\{ c_a \frac{\log p}{n}, u_n \right\} + c_u c_m \frac{s \log p}{n} \|\delta\|_2^2 \\ &\leq c_u c_m \|\delta\|_2^2 \max \left\{ \frac{s \log p}{n}, u_n \right\} \end{aligned}$$

with probability at least $1 - c_1 \exp(-c_2 \log p)$. This completes the proof of Part (iii). Proof of Part (iv) is based on similar arguments. First applying the same conditional argument as above, Part (i) of Lemma 3.3 yields,

$$P \left(\inf_{\delta \in \mathbb{A}_2} \frac{1}{|n_w|} \sum_{i \in n_w} \delta^T x_i x_i^T \delta \geq \frac{\kappa}{2} \|\delta\|_2^2 - c_u c_m \frac{\log p}{|n_w|} \|\delta\|_1^2 \right) \geq 1 - c_1 \exp(-c_2 \log p). \quad (\text{A.17})$$

Since $v_n \geq c \log p/n$, Part (ii) of Lemma 3.1 gives,

$$\inf_{\substack{\tau \in \mathbb{R}; \\ \Phi(\tau_{0n}, \tau) \geq v_n}} \inf_{\delta \in \mathbb{A}_2} \frac{1}{n} \sum_{i \in n_w} \delta^T x_i x_i^T \delta \geq c_u \kappa \|\delta\|_2^2 v_n - c_u c_m \frac{\log p}{n} \|\delta\|_1^2, \quad (\text{A.18})$$

with probability at least $1 - c_1 \exp(-c_2 \log p)$. By the definition of the set \mathbb{A}_2 together with the fact that $\|\beta_0 - \gamma_0\|_0 \leq s$, we also have

$$\|\delta\|_1^2 \leq c_u s (\|\delta\|_2^2 + \|\beta_0 - \gamma_0\|_2^2). \quad (\text{A.19})$$

Finally, substituting (A.19) in (A.18) we obtain

$$\inf_{\substack{\tau \in \mathbb{R}; \\ \Phi(\tau_{0n}, \tau) \geq v_n}} \inf_{\delta \in \mathbb{A}_2} \frac{1}{n} \sum_{i \in n_w} \delta^T x_i x_i^T \delta \geq c_u \kappa \|\delta\|_2^2 v_n - c_u c_m \frac{s \log p}{n} \|\delta\|_2^2 - c_u c_m \frac{s \log p}{n} \|\beta_0 - \gamma_0\|_2^2$$

with probability at least $1 - c_1 \exp(-c_2 \log p)$. This completes the proof of the lemma. \square

Proofs of results in Section 4

Proof of Theorem 4.1: We begin by first proving Part (i). For any $\tau \in \mathcal{T}(\tau_{0n}, v_n)$, note that by Lemma 3.2, we have,

$$\begin{aligned} \sup_{\tau \in \mathcal{T}(\tau_{0n}, u_n)} \left\| \frac{1}{n} \sum_{i; w_i < \tau} \varepsilon_i x_i^T \right\|_\infty &\leq \left\| \frac{1}{n} \sum_{i; w_i < \tau_{0n}} \varepsilon_i x_i^T \right\| + \sup_{\tau \in \mathcal{T}(\tau_{0n}, u_n)} \left\| \frac{1}{n} \sum_{i \in n_w} \varepsilon_i x_i^T \right\|_\infty \\ &\leq c_u c_m \sqrt{\frac{\log p}{n}} + c_u c_m \sqrt{\frac{\log p}{n}} \max \left\{ c_a \sqrt{\frac{\log p}{n}}, \sqrt{u_n} \right\} \\ &\leq c_u c_m \sqrt{\frac{\log p}{n}} \end{aligned} \quad (\text{A.20})$$

with probability at least $1 - c_1 \exp(-c_2 \log p)$. Also we have for any β and τ , we have

$$\begin{aligned} \frac{1}{n} \sum_{i; w_i < \tau} (y_i - x_i^T \beta)^2 &= \frac{1}{n} \sum_{i; w_i < \tau} (y_i - x_i^T \beta_0 - x_i^T (\beta - \beta_0))^2 \\ &= \frac{1}{n} \sum_{i; w_i < \tau} \tilde{\varepsilon}_i^2 - \frac{2}{n} \sum_{i; w_i < \tau} \tilde{\varepsilon}_i x_i^T (\beta - \beta_0) + \frac{1}{n} \sum_{i; w_i < \tau} \|x_i^T (\beta - \beta_0)\|_2^2. \end{aligned} \quad (\text{A.21})$$

Here $\tilde{\varepsilon}_i = \varepsilon_i$, for $i \in \{i; w_i < \tau_{0n}\}$ and $\tilde{\varepsilon}_i = \varepsilon_i - x_i^T (\beta_0 - \gamma_0)$ for $i \in \{i; w_i > \tau_{0n}\}$. Now by the definition of $\hat{\beta}$, it follows that

$$\frac{1}{n} \sum_{i; w_i < \tau} (y_i - x_i^T \hat{\beta})^2 + \lambda_1 \|\hat{\beta}\|_1 \leq \frac{1}{n} \sum_{i; w_i < \tau} (y_i - x_i^T \beta_0)^2 + \lambda_1 \|\beta_0\|_1. \quad (\text{A.22})$$

Applying (A.21) in (A.22) and carrying out some algebraic operations we get

$$\begin{aligned} &\frac{1}{n} \sum_{i; w_i < \tau} \|x_i^T (\hat{\beta} - \beta_0)\|_2^2 + \lambda_1 \|\hat{\beta}\|_1 \\ &\leq \lambda_1 \|\beta_0\|_1 + \left| \frac{2}{n} \sum_{i; w_i < \tau} \varepsilon_i x_i (\hat{\beta} - \beta_0) \right| + \left| \frac{2}{n} \sum_{\tau_{0n} < w_i < \tau} (\beta_0 - \gamma_0) x_i x_i^T (\hat{\beta} - \beta_0) \right| \\ &\leq \left\| \frac{2}{n} \sum_{i; w_i < \tau} \varepsilon_i x_i \right\|_\infty \|\hat{\beta} - \beta_0\|_1 + \left\| \frac{2}{n} \sum_{i \in n_w} (\beta_0 - \gamma_0)^T x_i x_i^T \right\|_\infty \|\hat{\beta} - \beta_0\|_1 + \lambda_1 \|\beta_0\|_1 \\ &\leq c_u c_m \|\beta_0 - \gamma_0\|_2 \max \left\{ c_a \frac{\log p}{n}, u_n \right\} \|\hat{\beta} - \beta_0\|_1 + c_u c_m \max \sqrt{\frac{\log p}{n}} \|\hat{\beta} - \beta_0\|_1 + \lambda_1 \|\beta_0\|_1 \\ &\leq \lambda \|\hat{\beta} - \beta_0\|_1 + \lambda_1 \|\beta_0\|_1. \end{aligned} \quad (\text{A.23})$$

Here $\lambda = c_u c_m \max \left\{ \sqrt{\log p/n}, \|\beta_0 - \gamma_0\|_2 u_n \right\}$. The first term of the second to last inequality follows from (A.20) and the second term from Part (i) of Lemma 3.2. The bound (A.23) holds uniformly

over $\tau \in \mathcal{T}(\tau_0 n, u_n)$ with probability at least $1 - c_1 \exp(-c_2 \log p)$. Observe that the first term on the LHS of inequalities (A.23) is nonnegative, therefore $\lambda_1 \|\hat{\beta}\|_1 \leq \lambda \|\hat{\beta} - \beta_0\|_1 + \lambda_1 \|\beta_0\|_1$. Choosing $\lambda_1 \geq 2\lambda$ leads to the inequality $\|\hat{\beta}_{S^c}\|_1 \leq 3\|\hat{\beta}_S - \hat{\beta}_{0S}\|_1$, by elementary triangle inequalities, see for e.g. Lemma 6.3 of Bühlmann and Van de Geer (2011). Thus $\delta = \hat{\beta} - \beta_0 \in \mathbb{A}$ and thus the first three inequalities of Lemma 3.4 are now applicable. From (A.23) we obtain,

$$\frac{2}{n} \sum_{i; w_i < \tau_0 n} \|x_i^T(\hat{\beta} - \beta_0)\|_2^2 - \frac{2}{n} \sum_{i \in n_w} \|x_i^T(\hat{\beta} - \beta_0)\|_2^2 \leq 3\lambda_1 \|\hat{\beta} - \beta_0\|_1 \leq 3\sqrt{s}\lambda_1 \|\hat{\beta} - \beta_0\|_2 \quad (\text{A.24})$$

Bounding the terms on the LHS of (A.24) by applying Part (i) and (iii) of Lemma 3.4 together with the assumption $u_n = o(\Phi(\tau_0 n))$, yields

$$c_u c_m \Phi(\tau_0 n) \|\hat{\beta} - \beta_0\|_2^2 \leq 3\sqrt{s}\lambda_1 \|\hat{\beta} - \beta_0\|_2$$

This directly implies $\|\hat{\beta} - \beta_0\|_2 \leq c_u c_m \sqrt{s}\lambda_1$, for all $\lambda_1 \geq \max \left\{ \sqrt{\log p/n}, \|\beta_0 - \gamma_0\|_2 u_n \right\}$. The ℓ_1 bound $\|\hat{\beta} - \beta_0\|_1 \leq \sqrt{s} \|\hat{\beta} - \beta_0\|_2$, follows from $\hat{\beta} - \beta_0 \in \mathbb{A}$. To complete the proof of Part (i), note that all bounds in the above arguments hold uniformly over $\mathcal{T}(\tau_0 n, u_n)$. The proof for Part (ii) can be argued similarly and is thus omitted. \square

Proof of Lemma 4.1: Proofs for both Part (i) and Part (ii) are quite similar, hence we shall only prove Part (i). First note that,

$$\begin{aligned} R_n(\tau, \beta, \gamma) &= Q(\tau, \beta, \gamma) - Q(\tau_0 n, \beta, \gamma) \\ &= \left(Q(\tau, \beta, \gamma) - Q(\tau_0 n, \beta_0, \gamma_0) \right) - \left(Q(\tau_0 n, \beta, \gamma) - Q(\tau_0 n, \beta_0, \gamma_0) \right) \\ &:= R_n^*(\tau, \beta, \gamma) - R_n^{**}(\tau_0 n, \beta, \gamma). \end{aligned} \quad (\text{A.25})$$

Working with $nR_n^{**}(\tau_0 n, \beta, \gamma)$, we obtain,

$$\begin{aligned} nR_n^{**}(\tau, \beta, \gamma) &= \sum_{\{i; w_i < \tau_0 n\}} (\beta - \beta_0)^T x_i x_i^T (\beta - \beta_0) + \sum_{\{i; w_i \geq \tau_0 n\}} (\gamma - \gamma_0)^T x_i x_i^T (\gamma - \gamma_0) \\ &\quad - 2 \sum_{\{i; w_i < \tau_0 n\}} \varepsilon_i x_i^T (\beta - \beta_0) - 2 \sum_{\{i; w_i \geq \tau_0 n\}} \varepsilon_i x_i^T (\gamma - \gamma_0). \end{aligned} \quad (\text{A.26})$$

Next, for $\tau > \tau_{0n}$ we have,

$$\begin{aligned}
nR_n^*(\tau, \beta, \gamma) &= \sum_{i \in n_w} (\beta_0 - \gamma_0) x_i x_i^T (\beta_0 - \gamma_0) + \sum_{\{i; w_i < \tau_{0n}\}} (\beta - \beta_0)^T x_i x_i^T (\beta - \beta_0) \\
&+ \sum_{\{i; w_i \geq \tau\}} (\gamma - \gamma_0)^T x_i x_i^T (\gamma - \gamma_0) + \sum_{i \in n_w} (\beta - \beta_0)^T x_i x_i^T (\beta - \beta_0) \\
&- 2 \sum_{i \in n_w} \varepsilon_i x_i^T (\beta_0 - \gamma_0) - 2 \sum_{\{i; w_i < \tau_{0n}\}} \varepsilon_i x_i^T (\beta - \beta_0) \\
&- 2 \sum_{\{i; w_i \geq \tau\}} \varepsilon_i x_i^T (\gamma - \gamma_0) - 2 \sum_{i \in n_w} \varepsilon_i x_i^T (\beta - \beta_0) \\
&+ 2 \sum_{i \in n_w} (\beta_0 - \gamma_0)^T x_i x_i^T (\beta - \beta_0) \\
&= \sum_{\{i; w_i < \tau_{0n}\}} (\beta - \beta_0)^T x_i x_i^T (\beta - \beta_0) + \sum_{\{i; w_i \geq \tau\}} (\gamma - \gamma_0)^T x_i x_i^T (\gamma - \gamma_0) \\
&- 2 \sum_{i \in n_w} \varepsilon_i x_i^T (\beta_0 - \gamma_0) - 2 \sum_{\{i; w_i < \tau_{0n}\}} \varepsilon_i x_i^T (\beta - \beta_0) \\
&- 2 \sum_{\{i; w_i \geq \tau\}} \varepsilon_i x_i^T (\gamma - \gamma_0) - 2 \sum_{i \in n_w} \varepsilon_i x_i^T (\beta - \beta_0) \\
&+ \sum_{i \in n_w} (\beta_0 - \gamma_0 + \beta - \beta_0)^T x_i x_i^T (\beta_0 - \gamma_0 + \beta - \beta_0). \tag{A.27}
\end{aligned}$$

In the above, (A.27) is a consequence of applying the following elementary result (A.28) to the final term in the first equality. For any vectors $\delta_1, \delta_2 \in \mathbb{R}^p$ and symmetric matrix $\Gamma \in \mathbb{R}^{p \times p}$ we have that

$$2\delta_1^T \Gamma \delta_2 = (\delta_1 + \delta_2)^T \Gamma (\delta_1 + \delta_2) - \delta_1^T \Gamma \delta_1 - \delta_2^T \Gamma \delta_2 \tag{A.28}$$

Now substituting (A.26) and (A.27) in (A.25) we obtain,

$$\begin{aligned}
nR_n(\tau, \beta, \gamma) &= \sum_{i \in n_w} (\beta_0 - \gamma_0 + \beta - \beta_0)^T x_i x_i^T (\beta_0 - \gamma_0 + \beta - \beta_0) \\
&- \sum_{i \in n_w} (\gamma - \gamma_0)^T x_i x_i^T (\gamma - \gamma_0) - 2 \sum_{i \in n_w} \varepsilon_i x_i^T (\beta_0 - \gamma_0) \\
&+ 2 \sum_{i \in n_w} \varepsilon_i x_i^T (\gamma - \gamma_0) - 2 \sum_{i \in n_w} \varepsilon_i x_i^T (\beta - \beta_0) \\
&\geq \sum_{i \in n_w} (\beta_0 - \gamma_0 + \beta - \beta_0)^T x_i x_i^T (\beta_0 - \gamma_0 + \beta - \beta_0) \\
&- \sum_{i \in n_w} (\gamma - \gamma_0)^T x_i x_i^T (\gamma - \gamma_0) - 2 \left| \sum_{i \in n_w} \varepsilon_i x_i^T (\beta_0 - \gamma_0) \right| \\
&- 2 \left| \sum_{i \in n_w} \varepsilon_i x_i^T (\gamma - \gamma_0) \right| - 2 \left| \sum_{i \in n_w} \varepsilon_i x_i^T (\beta - \beta_0) \right| \tag{A.29}
\end{aligned}$$

By the assumption that $\beta - \beta_0, \gamma - \gamma_0 \in A$, hence $\beta_0 - \gamma_0 + \beta - \beta_0 \in \mathbb{A}_2$ (see Remark 3.1). Now applying Lemma 3.2 and Lemma 3.4 and the inequalities $\|\delta_1 + \delta_2\|_2^2 \geq \|\delta_1\|_2^2 + \|\delta_2\|_2^2 - 2\|\delta_1\|_2\|\delta_2\|_2$ and $\|\delta_1 + \delta_2\|_2^2 \leq \|\delta_1\|_2^2 + \|\delta_2\|_2^2 + 2\|\delta_1\|_2\|\delta_2\|_2$, that are applicable for any $\delta_1, \delta_2 \in \mathbb{R}^p$, we obtain,

$$\begin{aligned} \inf_{\substack{\tau \in \mathbb{R}; \tau > \tau_{0n} \\ v_n \leq \Phi^*(\tau_{0n}, \tau) \leq u_n}} R_n(\tau, \beta, \gamma) &\geq c_u c_m v_n \|\beta_0 - \gamma_0\|_2^2 + c_u c_m v_n \|\beta - \beta_0\|_2^2 \\ &\quad - c_u c_m v_n \|\beta_0 - \gamma_0\| \|\beta - \beta_0\| - c_u c_m \frac{s \log p}{n} \|\beta_0 - \gamma_0\|_2^2 - c_u c_m \frac{s \log p}{n} \|\beta - \beta_0\|_2^2 \\ &\quad - c_u c_m \frac{s \log p}{n} \|\beta_0 - \gamma_0\|_2 \|\beta - \beta_0\|_2 - c_u c_m \|\gamma - \gamma_0\|_2^2 \max \left\{ \frac{s \log p}{n}, u_n \right\} \\ &\quad - c_u c_m \sqrt{\frac{\log p}{n}} \max \left\{ c_a \sqrt{\frac{\log p}{n}}, \sqrt{u_n} \right\} \|\beta_0 - \gamma_0\|_2^2 \\ &\quad - c_u c_m \sqrt{\frac{\log p}{n}} \max \left\{ c_a \sqrt{\frac{\log p}{n}}, \sqrt{u_n} \right\} (\|\beta - \beta_0\|_1 + \|\gamma - \gamma_0\|_1), \end{aligned}$$

with probability at least $1 - c_1 \exp(-c_2 \log p)$. This completes proof of Part (i) and the lemma. \square

Proof of Theorem 4.2: Recall from the proof of Theorem 4.1 that $\hat{\beta}^{(0)} - \beta_0, \hat{\gamma}^{(0)} - \gamma_0 \in \mathbb{A}$ with probability at least $1 - c_1 \exp(-c_2 \log p)$. Let $v_n \geq cs \log p/n$ be a positive sequence for any $c > 0$ and let $u_n^{(0)} := c_u \left(s \log p / n \Phi_{\min}^2(\tau_{0n}) \right)^{1/k}$ be the radius of the initial neighborhood in **Step 0**. Recall in **Step 1** of **Algorithm 1** the search space for the change point parameter is the entire real line \mathbb{R} , which is equivalently to set $\{\tau \in \mathbb{R}; \Phi^*(\tau_{0n}, \tau) \leq 1\}$. We shall cover this entire region in two cases. In Case 1, we let $\tau > \tau_{0n}$. Here applying Part (i) of Lemma 4.1, we obtain,

$$\begin{aligned} \inf_{\substack{\tau \in \mathbb{R}; \tau > \tau_{0n} \\ v_n \leq \Phi^*(\tau_{0n}, \tau) \leq 1}} R_n(\tau, \hat{\beta}^{(0)}, \hat{\gamma}^{(0)}) &\geq \\ &\quad c_u c_m v_n \|\beta_0 - \gamma_0\|_2^2 - c_u c_m v_n \|\beta_0 - \gamma_0\|_2 \|\hat{\beta}^{(0)} - \beta_0\|_2 - c_u c_m \frac{s \log p}{n} \|\beta_0 - \gamma_0\|_2^2 \\ &\quad - c_u c_m \frac{s \log p}{n} \|\hat{\beta}^{(0)} - \beta_0\|_2^2 - c_u c_m \frac{s \log p}{n} \|\beta_0 - \gamma_0\|_2 \|\hat{\beta}^{(0)} - \beta_0\|_2 - c_u c_m \sqrt{\frac{\log p}{n}} \|\beta_0 - \gamma_0\|_2 \\ &\quad - c_u c_m \|\hat{\gamma}^{(0)} - \gamma_0\|_2^2 - c_u c_m \sqrt{\frac{\log p}{n}} (\|\hat{\beta}^{(0)} - \beta_0\|_1 + \|\hat{\gamma}^{(0)} - \gamma_0\|_1). \end{aligned} \tag{A.30}$$

From Remark 4.1 and Condition B(iii), we have $\|\hat{\beta}^{(0)} - \beta_0\| = o(1)\|\beta_0 - \gamma_0\|_2$. This implies that the first term dominates (in its rate) the second term of the RHS of (A.30). Also, by the choice of v_n , the first term similarly dominates the third term. Consequently the second and third terms may be

disregarded. Now substituting the bounds of Remark 4.1 in (A.30) we obtain,

$$\begin{aligned}
& \inf_{\substack{\tau \in \mathbb{R}; \tau > \tau_{0n} \\ v_n \leq \Phi^*(\tau_{0n}, \tau) \leq 1}} R_n(\tau, \hat{\beta}^{(0)}, \hat{\gamma}^{(0)}) \geq \\
& c_u c_m v_n \|\beta_0 - \gamma_0\|_2^2 - c_u c_m \frac{s \log p}{n} \frac{s}{\Phi_{\min}^2(\tau_{0n})} \max \left\{ \frac{\log p}{n}, \|\beta_0 - \gamma_0\|_2^2 (u_n^{(0)})^2 \right\} \\
& - c_u c_m \frac{s \log p}{n} \|\beta_0 - \gamma_0\|_2 \frac{\sqrt{s}}{\Phi_{\min}(\tau_{0n})} \max \left\{ \sqrt{\frac{\log p}{n}}, \|\beta_0 - \gamma_0\|_2 u_n^{(0)} \right\} \\
& - c_u c_m \frac{s}{\Phi_{\min}^2(\tau_{0n})} \max \left\{ \frac{\log p}{n}, \|\beta_0 - \gamma_0\|_2^2 (u_n^{(0)})^2 \right\} - c_u c_m \sqrt{\frac{\log p}{n}} \|\beta_0 - \gamma_0\|_2 \\
& - c_u c_m \sqrt{\frac{\log p}{n}} \frac{s}{\Phi_{\min}(\tau_{0n})} \max \left\{ \sqrt{\frac{\log p}{n}}, \|\beta_0 - \gamma_0\|_2 u_n^{(0)} \right\}. \tag{A.31}
\end{aligned}$$

In Case 2, where $\tau < \tau_{0n}$, similar arguments together with Part (ii) of Lemma 4.1 provide the same bound (A.31). Now upon combining the two cases we obtain,

$$\begin{aligned}
& \inf_{\substack{\tau \in \mathbb{R}; \\ v_n \leq \Phi^*(\tau_{0n}, \tau) \leq 1}} R_n(\tau, \hat{\beta}^{(0)}, \hat{\gamma}^{(0)}) \geq \\
& c_u c_m v_n \|\beta_0 - \gamma_0\|_2^2 - c_u c_m \frac{s \log p}{n} \frac{s}{\Phi_{\min}^2(\tau_{0n})} \max \left\{ \frac{\log p}{n}, \|\beta_0 - \gamma_0\|_2^2 (u_n^{(0)})^2 \right\} \\
& - c_u c_m \frac{s \log p}{n} \|\beta_0 - \gamma_0\|_2 \frac{\sqrt{s}}{\Phi_{\min}(\tau_{0n})} \max \left\{ \sqrt{\frac{\log p}{n}}, \|\beta_0 - \gamma_0\|_2 u_n^{(0)} \right\} \\
& - c_u c_m \frac{s}{\Phi_{\min}^2(\tau_{0n})} \max \left\{ \frac{\log p}{n}, \|\beta_0 - \gamma_0\|_2^2 (u_n^{(0)})^2 \right\} - c_u c_m \sqrt{\frac{\log p}{n}} \|\beta_0 - \gamma_0\|_2 \\
& - c_u c_m \sqrt{\frac{\log p}{n}} \frac{s}{\Phi_{\min}(\tau_{0n})} \max \left\{ \sqrt{\frac{\log p}{n}}, \|\beta_0 - \gamma_0\|_2 u_n^{(0)} \right\}. \tag{A.32}
\end{aligned}$$

Observe that with $v_n \geq cs \log p/n$ together with the choice of $u_n^{(0)}$ in (2.2) and Condition B(iii) makes the the first term dominates the second and the third whereas with $v_n \geq c\sqrt{s \log p/n}$ makes the first term dominate the fifth and the sixth terms. Finally, again using the choice of $u_n^{(0)}$ in (2.2) together with Condition B(iii) implies that a $v_n \geq cc_u c_m \max\{s \log p/n \Phi_{\min}^2(\tau_{0n}), (s \log p/n \Phi_{\min}^2(\tau_{0n}))^{1/k}\}$, for a suitable chosen $c > 0$, the first term dominates the fourth term. Combining these results yields that, when,

$$v_n = cc_u c_m \max \left\{ \frac{s \log p}{n \Phi_{\min}^2(\tau_{0n})}, \left(\frac{s \log p}{n \Phi_{\min}^2(\tau_{0n})} \right)^{1/k} \right\}, \tag{A.33}$$

the first term in the RHS of (A.32) dominates all others for n sufficiently large. Thus we have

$$\inf_{\substack{\tau \in \mathbb{R}; \\ v_n \leq \Phi^*(\tau_{0n}, \tau) \leq 1}} R_n(\tau, \hat{\beta}^{(0)}, \hat{\gamma}^{(0)}) > 0.$$

This implies that,

$$\left| \Phi(\hat{\tau}_{0n}^{(1)}) - \Phi(\tau_{0n}) \right| \leq cc_u c_m \max \left\{ \frac{s \log p}{n \Phi_{\min}^2(\tau_{0n})}, \left(\frac{s \log p}{n \Phi_{\min}^2(\tau_{0n})} \right)^{1/k} \right\} \leq cc_u c_m \left(\frac{s \log p}{n \Phi_{\min}^2(\tau_{0n})} \right)^{1/k},$$

with probability at least $1 - c_1 \exp(-c_2 \log p)$. Note here that **Step 2** of **Algorithm 1** searches for the change point parameter over the entire real line \mathbb{R} , and the above argument shows that the global optimizer $\hat{\tau}^{(1)}$ lies in a tighter neighborhood i.e., the set $\{\Phi^*(\tau_{0n}, \tau) \leq v_n\}$, where v_n is as given in (A.33), with probability at least $1 - c_1 \exp(-c_2 \log p)$. This additional information can now be used again to further tighten the neighborhood in which $\hat{\tau}^{(1)}$ lies. For this purpose set $u_n = (s \log p / n \Phi_{\min}^2(\tau_{0n}))^{1/k}$ and re-apply Lemma 4.1, then proceed as in (A.30)-(A.32) to obtain for any $v_n \geq cs \log p / n$ that,

$$\begin{aligned} \inf_{\substack{\tau \in \mathbb{R}; \\ v_n \leq \Phi^*(\tau_{0n}, \tau) \leq u_n}} R_n(\tau, \hat{\beta}^{(0)}, \hat{\gamma}^{(0)}) \geq \\ c_u c_m v_n \|\beta_0 - \gamma_0\|_2^2 - c_u c_m \sqrt{\frac{\log p}{n}} \max \left\{ \sqrt{\frac{\log p}{n}}, \sqrt{u_n} \right\} \|\beta_0 - \gamma_0\|_2 \\ - c_u c_m \frac{s}{\Phi_{\min}^2(\tau_{0n})} \max \left\{ \frac{\log p}{n}, \|\beta_0 - \gamma_0\|_2^2 (u_n^{(0)})^2 \right\} \max \left\{ \frac{s \log p}{n}, u_n \right\} \\ - c_u c_m \sqrt{\frac{\log p}{n}} \frac{s}{\Phi_{\min}(\tau_{0n})} \max \left\{ \sqrt{\frac{\log p}{n}}, \|\beta_0 - \gamma_0\|_2 u_n^{(0)} \right\} \max \left\{ \sqrt{\frac{\log p}{n}}, \sqrt{u_n} \right\}. \end{aligned} \quad (\text{A.34})$$

Here it is important to make the distinction between $u_n^{(0)}$ and u_n , the latter is the radius of the neighborhood of τ_{0n} in which $\hat{\tau}^{(1)}$ lies, which we aim to tighten recursively whereas $u_n^{(0)}$ is the radius of the initializing neighborhood of τ_{0n} which is fixed and set at the value in (2.2). Now proceeding as in the previous recursion we obtain that when

$$v_n \geq cc_u c_m \max \left\{ \frac{s \log p}{n \Phi_{\min}^2(\tau_{0n})}, \left(\frac{s \log p}{n \Phi_{\min}^2(\tau_{0n})} \right)^{\frac{1}{2} + \frac{1}{2k}}, \left(\frac{s \log p}{n \Phi_{\min}^2(\tau_{0n})} \right)^{\frac{1}{k} + \frac{1}{k}} \right\},$$

the first term dominates the rest and by the same argument as in (A.34) implies that

$$\left| \Phi(\hat{\tau}_{0n}^{(1)}) - \Phi(\tau_{0n}) \right| \leq cc_u c_m \max \left\{ \frac{s \log p}{n \Phi_{\min}^2(\tau_{0n})}, \left(\frac{s \log p}{n \Phi_{\min}^2(\tau_{0n})} \right)^{\frac{1}{2} + \frac{1}{2k}}, \left(\frac{s \log p}{n \Phi_{\min}^2(\tau_{0n})} \right)^{\frac{1}{k} + \frac{1}{k}} \right\}$$

which is again tighter than the previous recursion. In this manner, we can continue this process by resetting u_n to the bound of the previous recursion to obtain for the m^{th} recursion that

$$\left| \Phi(\hat{\tau}_{0n}^{(1)}) - \Phi(\tau_{0n}) \right| \leq cc_u c_m \max \left\{ \frac{s \log p}{n \Phi_{\min}^2(\tau_{0n})}, \left(\frac{s \log p}{n \Phi_{\min}^2(\tau_{0n})} \right)^{a_m} \right\}$$

where a_m is a sequence with

$$a_m = \min \left\{ \frac{1}{2} + \frac{a_{m-1}}{2}, \frac{1}{k} + a_{m-1} \right\}, \quad a_1 = \frac{1}{k}$$

Note that, despite the recursions in the above argument, the probability of the bound obtained after every recursion is maintained to be at least $1 - c_1 \exp(-c_2 \log p)$, this follows from Remark 4.2. To finish the proof, note that $k \in (1, 3]$, $a_m = 1/2 + a_{m-1}/2$, $\forall m$ and when $k > 3$, $a_m = 1/2 + a_{m-1}/2$, for m large enough. Finally, if we continue the above recursions an infinite number of times we obtain $a_\infty = \sum_{m=1}^\infty 1/2^m = 1$. This finishes the proof for Part (i). Now, Part (ii) and Part (iii) follow by a direct application of Theorem 4.1, thus completing the proof of the theorem. \square .

Appendix B: Auxillary lemma's

Here we restate without proof the technical lemma's from the literature which have been used in the analysis presented in this manuscript.

Lemma B.1 *If $X \in \mathbb{R}^{n \times p_1}$ is a zero mean subgaussian matrix with parameters (Σ_x, σ_x^2) , then for any fixed (unit) vector in $v \in \mathbb{R}^{p_1}$, we have*

$$(i) \ P\left(\left|\|Xv\|_2^2 - E\|Xv\|_2^2\right| \geq nt\right) \leq \exp\left(-cn \min\left\{\frac{t^2}{\sigma_x^4}, \frac{t}{\sigma_x^2}\right\}\right)$$

Moreover, if $Y \in \mathbb{R}^{n \times p_2}$ is a zero mean subgaussian matrix with parameters (Σ_y, σ_y^2) , then

$$(ii) \ P\left(\left\|\frac{Y^T X}{n} - \text{cov}(y_i, x_i)\right\|_\infty \geq t\right) \leq 6p_1 p_2 \exp\left(-cn \min\left\{\frac{t^2}{\sigma_x^2 \sigma_y^2}, \frac{t}{\sigma_x \sigma_y}\right\}\right)$$

where x_i, y_i are the i^{th} rows of X and Y respectively. In particular, if $n \geq c \log p$, then

$$(iii) \ P\left(\left\|\frac{Y^T X}{n} - \text{cov}(y_i, x_i)\right\|_\infty \geq c\sigma_x \sigma_y \sqrt{\frac{\log p}{n}}\right) \leq c_1 \exp(-c_2 \log p).$$

This lemma provides tail bounds on subexponential r.v.'s and is as stated in Lemma 14 of Loh and Wainwright (2012): supplementary materials. The first part of this lemma is a restatement of Proposition 5.16 of Vershynin (2010) and the other two part are derived via algebraic manipulations of the product under consideration.

Lemma B.2 *Let the $\{X_i\}_{i=1}^m$ be independent random variables, $EX_i^2 < \infty$, $X_i \geq 0$. Set $S = \sum_{i=1}^n X_i$ and let $t > 0$. Then*

$$P\left(ES - S \geq t\right) \leq \exp\left(\frac{-t^2}{2\sum_{i=1}^n EX_i^2}\right)$$

This result is as stated in Theorem 1 of Maurer (2003), it provides a lower bound on a sum of positive independent r.v.'s.

Lemma B.3 *Suppose X and Y are independent random variables. Let ϕ be a function with $E|\phi(X, Y)| < \infty$ and let $g(x) = E\phi(x, Y)$, then*

$$E(\phi(X, Y)|X) = g(X)$$

This is an elementary result on conditional expectations and is stated for the reader's convenience. A straightforward proof can be found in Example 1.5. page 222, Durrett, Ed. 3.