

# Semi-Orthogonal Non-Negative Matrix Factorization

**Jack Yutong Li**  
**Ruoqing Zhu**  
**Annie Qu**

*Department of Statistics*  
*University of Illinois at Urbana-Champaign*

LI228@ILLINOIS.EDU  
 RQZHU@ILLINOIS.EDU  
 ANNIEQU@ILLINOIS.EDU

**Han Ye**

*Gies College of Business*  
*University of Illinois at Urbana-Champaign*

HANYE@ILLINOIS.EDU

**Zhankun Sun**

*Department of Management Sciences*  
*City University of Hong Kong*

ZHANKUN@CITYU.EDU.HK

**Editor:**

## Abstract

Non-negative Matrix Factorization (NMF) is a popular clustering and dimension reduction method by decomposing a non-negative matrix into the product of two lower dimension matrices composed of basis vectors. In this paper, we propose a semi-orthogonal NMF method that enforces one of the matrices to be orthogonal with mixed signs, thereby guarantees the rank of the factorization. Our method preserves strict orthogonality by implementing the Cayley transformation to force the solution path to be exactly on the Stiefel manifold, as opposed to the approximated orthogonality solutions in existing literature. We apply a line search update scheme along with an SVD-based initialization which produces a rapid convergence of the algorithm compared to other existing approaches. In addition, we present formulations of our method to incorporate both continuous and binary design matrices. Through various simulation studies, we show that our model has an advantage over other NMF variations regarding the accuracy of the factorization, rate of convergence, and the degree of orthogonality while being computationally competitive. We also apply our method to a text-mining data on classifying triage notes, and show the effectiveness of our model in reducing classification error compared to the conventional bag-of-words model and other alternative matrix factorization approaches.

**Keywords:** Matrix Factorization, Dimension Reduction, Orthogonality Constrain, Stiefel Manifold, Text Mining

## 1. Introduction

Nonnegative Matrix Factorization (NMF) has gain much attention due to its wide applications in machine learning such as cluster analysis (Kim and Park, 2008b), (Aggarwal and Reddy, 2013), text mining (Pauca et al., 2004; Shahnaz et al., 2006; Aggarwal and Zhai, 2012a), and image recognition (Lee and Seung, 1999; Bucci and Pitas, 2004). The purpose of the NMF is to uncover non-negative latent factors and relationships to provide meaningful interpretations for practical applications. NMF was first extensively studied by (Paatero and Tapper, 1994) as positive matrix factorization, and was subsequently popularized by the work of Lee and Seung (1999, 2001) in machine learning fields. Specifically, NMF seeks to approximate the targeted matrix  $\mathbf{X}$  by factorizing it into two lower rank non-negative matrices  $\mathbf{F}$  and  $\mathbf{G}$ . These two matrices then provide a lower dimensional approximation of the original matrix. Other variations of the NMF include Sparse NMF (Hoyer, 2004), Orthogonal-NMF (Ding et al., 2006), and Semi-NMF (Ding et al., 2010). Additionally, NMF methods for binary data structures have also been developed using a logistic regression approach (Kaban et al., 2004; Schachtner et al., 2010; Tomé et al., 2015; Larsen and Clemmensen, 2015).

Ding et al. (2006) proposed the Orthogonal-NMF (ONMF) by adding an orthogonal constraint on either  $\mathbf{F}$  or  $\mathbf{G}$ . The dual constraint of non-negativity and orthogonality enforces each column of the matrix to have exactly one non-zero entry, which creates a more rigid clustering interpretation. The objective function is also

shown to be equivalent to the K-means clustering under this formulation (Ding et al., 2006). Orthogonality can be imposed by using the Lagrangian multiplier (Ding et al., 2006; Kimura et al., 2015), or by employing the natural gradient of the Stiefel manifold (Yoo and Choi, 2008). Other methods involve introducing a weighing parameter  $\alpha$  instead of the Lagrangian multiplier  $\lambda$  (Li et al., 2010; Mirzal, 2014) to force orthogonality. However, this implementation requires higher computational cost without fully achieving orthogonality. A common issue with all existing ONMF methods is that they can only produce approximated orthogonal solutions. This deviation from strict orthogonality further increases as the number of basis vectors increases. This issue can be bypassed by relaxing the non-negative constraint on the orthogonal matrix to take advantage of the full gradient of  $\mathbf{F}$ . This permits the implementation of the Cayley Transformation (Wen and Yin, 2013) to preserve orthogonality and fix the solution path to be on the Stiefel manifold in each update, which is a key motivation of our proposed methods.

Since NMF requires the observed data to be non-negative, Ding et al. (2010) proposed a class of decomposition methods by relaxing the non-negative constraint on  $\mathbf{F}$  and introducing Semi-NMF. In addition, they also draw an interesting connection between Semi-NMF and K-means clustering, where  $\mathbf{F}$  can be interpreted as the cluster centroids and  $\mathbf{G}$  as the cluster membership indicators. However, Ding et al. (2010)’s formulation does not guarantee the rank of  $\mathbf{F}$ . This is due to that fact that  $\mathbf{F}$  has both positive and negative components, which might lead to linear dependence of certain basis vectors. Therefore, linear independence of columns might not be attained. This problem can be solved by adding an orthogonal constraint on  $\mathbf{F}$ , forcing the columns to be linearly independent, thereby preserving the true rank of the underlying matrix.

The most widely implemented algorithm for NMF is to utilize multiplicative updates based on matrix-wise alternating block coordinate descent (Lee and Seung, 1999, 2001; Ding et al., 2010). However, these methods tend to be slow and have expensive convergence due to the nature of matrix-wise update in each iteration and the inefficiency of utilizing the gradient of the objective function (Lin, 2007; Han et al., 2009; Cichocki and Phan, 2009), especially on dense matrices. In addition, multiplicative updates are based on a gradient descent approach, which only incorporates first-order information and thus does not provide fast convergence. The extra orthogonality constraint adds a layer of complexity to the problem, and algorithms for ONMF has also largely been matrix-wise updates (Ding et al., 2006; Yoo and Choi, 2008; Mirzal, 2014). To overcome this inefficiency of multiplicative updates, several state-of-the-art NMF algorithms were developed using block-coordinate descent (Kim et al., 2014), projected gradient descent (Lin, 2007), and alternating constrained least squares (Kim and Park, 2008a). Additionally, instead of matrix-wise updates, column-wise (Cichocki et al., 2007; Cichocki and Phan, 2009; Kimura et al., 2015) or element-wise updates (Hsieh and Dhillon, 2011) have been investigated and shown to significantly speed up the rate of convergence for NMF without any orthogonality constraint.

In this paper, we propose a new semi-orthogonal matrix factorization method under the framework of both continuous and binary observations. For the former, we take advantage of the fast convergence of the column-wise update scheme (Cichocki and Phan, 2009) along with a line search implementation to further increase the rate of convergence. The orthogonality property is guaranteed by using an orthogonal-preserving scheme (Wen and Yin, 2013). Additionally, we show that the column-wise update scheme can be reduced to a simple matrix-wise alternating least squares update scheme due to the orthogonal constraint, thereby reducing the complexity of the algorithm but enjoying the fast convergence of the column-wise update. The algorithm for the binary case is based on a logistic regression formulation (Tomé et al., 2015) of the objective function with the same orthogonal-preserving scheme.

Numerical results show that the objective function being optimized is monotonically decreasing under our proposed algorithm with a significantly faster convergence rate compared to all existing methods, while retaining the strict orthogonality constraint. Our model also performs consistently well regardless of the true structure of the target matrix, whereas other models are susceptible to local minimums.

One of the most prominent applications of NMF is word clustering and document clustering (Xu et al., 2003; Yoo and Choi, 2008; Aggarwal and Zhai, 2012a,b), due to the bi-clustering nature of NMF. We thus perform a text mining data analysis on classifying hospital nurse triage notes. The objective of this study is to classify whether a patient’s condition is severe enough to be admitted to the hospital according to the text information written by nurses. We show that the classification accuracy can be improved by transforming the data set to a basis representation using our method. Additionally, our model provides a further bi-cluster interpretation of the words under each topic, where words with positive and negative weights can be viewed as separate clusters.

The paper is organized as follows. First, we first briefly review some of the established methodologies and algorithms of NMF in section 2. Then the proposed method for the continuous case and binary case are presented in section 3 and section 4 respectively. Section 5 provides an extensive numerical study using both simulated and real medical text data set. Discussions and conclusions of our method are presented in section 6.

## 2. Related Work

NMF method proposed by Lee and Seung (1999) aims at factorizing a non-negative matrix  $\mathbf{X} \in \mathbb{R}^{p \times n}$  into the product of two non-negative matrices,  $\mathbf{F}$  and  $\mathbf{G}$ , e.g.

$$\underset{\mathbf{F}, \mathbf{G}}{\operatorname{argmin}} \|\mathbf{X} - \mathbf{F}\mathbf{G}^T\|_F^2, \quad (1)$$

subject to  $\mathbf{G} \geq 0, \mathbf{F} \geq 0$ .

Given an observed  $p \times n$  design matrix  $\mathbf{X}$ , we can approximate it as the product of two lower rank matrices  $\mathbf{F}$  and  $\mathbf{G}$ , where  $\mathbf{F} \in \mathbb{R}^{p \times k}$  and  $\mathbf{G} \in \mathbb{R}^{n \times k}$ . In typical applications,  $k$  is much less than  $n$  or  $p$ . More specifically, columns of  $\mathbf{X}$  can be rewritten as  $\mathbf{x}_{p \times 1} \approx \mathbf{F}_{p \times k} \mathbf{g}_{k \times 1}^T$ , where  $\mathbf{x}$  and  $\mathbf{g}$  are the corresponding columns for  $\mathbf{X}$  and  $\mathbf{G}$ . Thus, each column vector  $\mathbf{x}$  is approximated as a linear combination of  $\mathbf{F}$ , weighted by the rows of  $\mathbf{G}$ , or equivalently,  $\mathbf{F}$  can be regarded as the matrix that consists of the basis vectors for the linear approximation of  $\mathbf{X}$ .

The above minimization problem in (1) is not convex in solving both  $\mathbf{F}$  and  $\mathbf{G}$  simultaneously but is convex when one of the matrices is fixed. Therefore, only a local minimum can be guaranteed. To solve the problem in (1), a general approach is to alternate the update between  $\mathbf{F}$  and  $\mathbf{G}$  while fixing the other until the objective function converges. The most widely used algorithm is to implement a multiplicative update scheme (Lee and Seung, 1999, 2001), where  $\mathbf{F}$  and  $\mathbf{G}$  are updated by multiplying the current value with an adaptive factor that depends on the rescaling of the gradient of (1). However, this update scheme has a slow convergence rate (Lin, 2007) due to a first order gradient-based update scheme, and a zero-locking problem (Langville et al., 2014). This means that once a value in either  $\mathbf{F}$  and  $\mathbf{G}$  is 0, it will remain 0 for all the remaining updates. The zero-locking problem can be tackled by non-multiplicative methods such as projected gradient descent (Lin, 2007) or block-coordinate descent (Kim et al., 2014), which are computationally fast but the rate of convergence is not optimal due to the inefficiency of matrix-wise update methods. A column-wise update scheme known as hierarchical alternating least squares (HALS) was proposed by Cichocki et al. (2007), which significantly increased the rate of convergence of the algorithm. This improvement is achieved in the sense that the update of one matrix is not only dependent on the other matrix, but also depends on its own columns. Since a matrix is updated in a column-wise fashion, consequently every updated column affects the update of the remaining columns.

Imposing an additional orthogonal constraint is known as orthogonal NMF (Ding et al., 2006). Specifically, they solve the one-sided F-orthogonal NMF, where  $\mathbf{F}^T \mathbf{F} = \mathbf{I}$  is an additional constraint. This guarantees the uniqueness of the solution and provides a hard clustering interpretation identical to  $K$ -means. Since both non-negativity and orthogonality constraints are applied on  $\mathbf{F}$ , each row of  $\mathbf{F}$  will only have one non-zero entry, indicating the membership of  $\mathbf{x}_j$  in cluster  $k$ . Therefore, the optimization problem becomes a minimization of the Lagrangian function

$$L(\mathbf{F}, \mathbf{G}) = \|\mathbf{X} - \mathbf{F}\mathbf{G}^T\|_F^2 + \operatorname{Tr}[\lambda(\mathbf{F}^T \mathbf{F} - \mathbf{D})],$$

where  $\mathbf{D}$  is a diagonal matrix and  $\operatorname{Tr}$  is the trace. Ding et al. (2006) ignored the non-negativity of the components in  $\mathbf{F}$  and relied only on  $\mathbf{F}^T \mathbf{F} = \mathbf{I}$  to solve for a unique value of  $\lambda = \mathbf{F}^T \mathbf{X} \mathbf{G} - \mathbf{G}^T \mathbf{G}$ . The update rules for  $\mathbf{F}$  and  $\mathbf{G}$  is as follows,

$$\mathbf{F}_{ik} \leftarrow \mathbf{F}_{ik} \sqrt{\frac{(\mathbf{X}\mathbf{G})_{jk}}{(\mathbf{F}\mathbf{F}^T \mathbf{X}\mathbf{G})_{jk}}} \quad \text{and} \quad \mathbf{G}_{jk} \leftarrow \mathbf{G}_{jk} \frac{(\mathbf{X}^T \mathbf{F})_{jk}}{(\mathbf{G}\mathbf{F}^T \mathbf{F})_{jk}}.$$

However, the chosen  $\lambda$  in this formulation does not strictly guarantee orthogonality, though it is useful to avoid the zero-lock problem. Other ONMF algorithms involving multiplicative updates (Yoo and Choi, 2008;

Li et al., 2010; Mirzal, 2014) are also affected by the same issue of non-exact orthogonality. In particular, Yoo and Choi (2008) proposed a method to update using the true gradient on the Stiefel manifold, but their solution path is not exactly on the Stiefel manifold since the orthogonality is not strictly imposed throughout the update due to the constrained non-negative parameter space. Therefore, relaxing the non-negativity on the orthogonal matrix can eliminate the zero-locking issue and forces strict orthogonality. The Crank-Nicolson scheme (Wen and Yin, 2013) can be implemented to ensure the solution path to be exactly along the Stiefel manifold, thereby satisfying strict orthogonality. Alternatively, algorithms that incorporates weighing parameters (Li et al., 2010; Mirzal, 2014) reduces the penalty in orthogonality due to its trade-off between non-negativity and orthogonality, but are susceptible to high computational cost and additional tuning parameters. Due to the extra complexity of these algorithms, we do not consider these weighted methods in this paper.

Ding et al. (2010) relaxed the non-negative constraint on  $\mathbf{F}$  and proposed semi-NMF, which extends the usage of NMF to matrices with mixed-sign elements. They showed that Semi-NMF can be motivated from a clustering perspective and drew the connections with  $K$ -means clustering (Ding et al., 2005, 2010). Suppose we apply a  $K$ -means clustering on  $\mathbf{X}$ , then  $\mathbf{F} = (\mathbf{f}_1, \dots, \mathbf{f}_k)$  indicates the cluster centroids and  $\mathbf{G}$  denotes the cluster indicators: i.e.,  $\mathbf{G}_{jk} = 1$  if  $\mathbf{x}_i$  belongs to cluster  $k$  and  $\mathbf{G}_{jk} = 0$  otherwise. Therefore, NMF without imposing both non-negativity and orthogonality can be seen as a soft  $K$ -means clustering, where each  $\mathbf{x}_i$  can belong to multiple clusters. Due to a close relationship with  $K$ -means,  $\mathbf{G}$  is initialized using a  $K$ -means clustering of  $\mathbf{X}$ . A small constant is then added to all elements of  $\mathbf{G}$  to prevent the zero-locking problem during initialization. Then  $\mathbf{F}$  and  $\mathbf{G}$  can be simultaneously solved using an alternating iterative scheme given as

$$\mathbf{F} = \mathbf{X}\mathbf{G}(\mathbf{G}^T\mathbf{G})^{-1} \quad \text{and} \quad \mathbf{G}_{jk} \leftarrow \mathbf{G}_{jk} \sqrt{\frac{(\mathbf{X}^T\mathbf{F})_{jk}^+ + [\mathbf{G}(\mathbf{F}^T\mathbf{F})^-]_{jk}}{(\mathbf{X}^T\mathbf{F})_{jk}^- + [\mathbf{G}(\mathbf{F}^T\mathbf{F})^+]_{jk}}}. \quad (2)$$

where

$$\mathbf{A}_{ik}^+ = (|\mathbf{A}_{ik}| + \mathbf{A}_{ik})/2 \quad \text{and} \quad \mathbf{A}_{ik}^- = (|\mathbf{A}_{ik}| - \mathbf{A}_{ik})/2.$$

The separation of the positive and negative parts of matrix  $\mathbf{A}$  preserves the non-negativity in each step of the iteration for  $\mathbf{G}$ . The two updates in (7) implemented an alternating least squares for  $\mathbf{F}$  and a multiplicative update for  $\mathbf{G}$ . Since the update of  $\mathbf{G}$  is implemented with a multiplicative update, a recurring issue of slow convergence, zero-locking, and numerical instability due to denominator being 0 is prevalent.

In summary, the major drawbacks of the variants of non-negative matrix factorization methods in the current literature lie in the following aspects

- Most existing algorithms are based on multiplicative updates and have issues in dealing with the zero-lock problem when forcing non-negativity. Additionally, multiplicative updates are based on gradient descent, and thus only incorporates first-order information and leads to a slower rate of convergence. Numerical instability might also occur due to the denominator being 0 during the updates.
- Rank of  $\mathbf{F}$  is not preserved in Semi-NMF due to the potential linear dependence of columns of  $\mathbf{F}$  during factorization. Therefore, if  $\mathbf{F}$  is interpreted as a word-topic matrix, topics might not be clearly defined and separable from each other, which might cause vague interpretation due to overlapping. Additionally,  $\mathbf{G}$  is updated using a multiplicative update scheme and shares the same drawbacks above.
- Current algorithms for orthogonal NMF does not yield exact orthogonal solutions due to its non-negative constraint, regardless of the updating scheme. Algorithms need to sacrifice orthogonality accuracy to conserve the non-negativity and to reach a satisfactory factorization accuracy.

To address these existing problems, we propose a new framework and algorithm for matrix factorization problems and introduce the Semi-orthogonal Non-negative Matrix Factorization (SONMF).

### 3. Semi-orthogonal Matrix Factorization for Continuous Matrix

Consider the following matrix factorization problem

$$\operatorname{argmin}_{\mathbf{F}, \mathbf{G}} \|\mathbf{X} - \mathbf{F}\mathbf{G}^T\|_F^2,$$

$$\text{subject to } \mathbf{G} \geq 0, \mathbf{F}^T \mathbf{F} = \mathbf{I},$$

where  $\mathbf{X} \in \mathbb{R}^{p \times n}$ ,  $\mathbf{F} \in \mathbb{R}^{p \times k}$ , and  $\mathbf{G} \in \mathbb{R}^{n \times k}$ . We solve this problem by alternatively updating the matrices  $\mathbf{F}$  and  $\mathbf{G}$ . However, the uniqueness of the proposed method is to take advantage of the Stiefel Manifold  $M_n^p$ , where  $M_n^p$  is the feasible set  $\{\mathbf{F} \in \mathbb{R}^{p \times k} : \mathbf{F}^T \mathbf{F} = \mathbf{I}\}$ . In particular, our method enforces the entire solution path of  $\mathbf{F}$  to be exactly on this manifold, thereby preserving strict orthogonality. In this section, we first present the proposed orthogonality preserving update scheme, then demonstrate that this further leads to the equivalence of the column-wise and matrix-wise updating methods for  $\mathbf{G}$ . This makes the algorithm both computationally efficient at each iteration with an overall faster rate of convergence.

#### 3.1 Orthogonal Preserving Update Scheme for $\mathbf{F}$

Ding et al. (2006); Yoo and Choi (2008); Kimura et al. (2015) all proposed their respective method to solve ONMF, but due to the zero-locking problem of multiplicative updates and the non-negative constraint on the orthogonal matrix, exact orthogonality is unattainable. The deviation from exact orthogonality also increases as the number of basis vectors increases, due to the corresponding increase in errors throughout all the entries of  $\mathbf{F}$ . In contrast, since  $\mathbf{F}$  is mixed in our method, we can utilize the full gradient of  $\mathbf{F}$  and perform a line search to find a better optimum solution. Following Wen and Yin (2013), we initialize  $\mathbf{F}$  with a column-wise orthonormal matrix and then apply the Cayley Transformation to preserve the orthogonality while applying a line search for each update. Under the matrix representation, the gradient of  $\mathbf{F}$  is

$$\mathbf{R} = \frac{\partial C}{\partial \mathbf{F}} = 2\mathbf{F}\mathbf{G}^T\mathbf{G} - 2\mathbf{X}\mathbf{G}.$$

We can define a skew-symmetric matrix  $\mathbf{S}$  by

$$\mathbf{S} = \mathbf{R}\mathbf{F}^T - \mathbf{F}\mathbf{R}^T.$$

The next iteration of  $\mathbf{F}$  is determined by the Crank-Nicolson-like scheme,

$$\mathbf{Y}(\tau) = \mathbf{F} - \frac{\tau}{2}\mathbf{S}(\mathbf{F} + \mathbf{Y}(\tau)),$$

where  $\mathbf{Y}(\tau)$  has the closed form solution

$$\mathbf{Y}(\tau) = \mathbf{Q}\mathbf{F} \quad \text{and} \quad \mathbf{Q} = (\mathbf{I} + \frac{\tau}{2}\mathbf{S})^{-1}(\mathbf{I} - \frac{\tau}{2}\mathbf{S}),$$

$$\Rightarrow \mathbf{Y}(\tau) = (\mathbf{I} + \frac{\tau}{2}\mathbf{S})^{-1}(\mathbf{I} - \frac{\tau}{2}\mathbf{S})\mathbf{F},$$

and  $\tau$  is a step size. The above formulation consists of several desirable properties. Since  $\mathbf{Q}$  is an orthogonal matrix, thus  $\mathbf{Y}(\tau) = \mathbf{Q}\mathbf{F}$  is also a matrix with orthonormal columns for all values of  $\tau$ . In addition,

$$\mathbf{Y}(\tau)^T \mathbf{Y}(\tau) = (\mathbf{Q}\mathbf{F})^T (\mathbf{Q}\mathbf{F}) = \mathbf{F}^T \mathbf{Q}^T \mathbf{Q} \mathbf{F} = \mathbf{F}^T \mathbf{F} = \mathbf{I},$$

therefore, it successfully preserves the orthonormality through the entire solution path. Moreover,  $\frac{\partial}{\partial \tau} \mathbf{Y}(0)$  equals the projection of  $\mathbf{R}$  into the tangent space of  $M_n^p$  at  $\mathbf{F}$ . Therefore,  $\{\mathbf{Y}(\tau)\}_{\tau \geq 0}$  is a descent path, which motivates us to perform a line search along the path. Here, the step size  $\tau$  is adaptive as it is necessary to search for a proper step size at each iteration to guarantee the convergence of the algorithm. For initial  $\tau$ , we chose it to be 2. Using the idea of backtracking line search, the choice for the value of  $\tau$  can be made easily by calculating the difference between the mean square error of the previous iteration  $\epsilon_{t-1}$  and the current iteration  $\epsilon_t$ , given as  $E = \epsilon_{t-1} - \epsilon_t$ . We increase  $\tau$  by a factor of 2 when  $E > 0$ . If  $E < 0$ , then  $\tau$  is divided by a factor of 2.

On the other hand,  $\mathbf{Y}(\tau)$  is rather intensive to compute, due to the fact that it requires inverting  $(\mathbf{I} + \frac{\tau}{2}\mathbf{S})$ , which is an  $n \times n$  matrix. However, typical NMF applications have  $k \ll n$ , thus we can use the Sherman-Morrison-Woodbury formula to reduce this inversion process down to that of a  $2k \times 2k$  matrix by rewriting  $\mathbf{S}$  as a product of two low-rank matrices. Let  $\mathbf{U} = [\mathbf{R}, \mathbf{F}]$  and  $\mathbf{V} = [\mathbf{F}, -\mathbf{R}]$ , then we can rewrite  $\mathbf{S}$  as  $\mathbf{S} = \mathbf{U}\mathbf{V}^T$ . The SMW formula is given as

$$(\mathbf{B} + \alpha\mathbf{U}\mathbf{V}^T)^{-1} = \mathbf{B}^{-1} - \alpha\mathbf{B}^{-1}\mathbf{U}(\mathbf{I} + \alpha\mathbf{V}^T\mathbf{B}^{-1}\mathbf{U})^{-1}\mathbf{V}^T\mathbf{B}^{-1}$$

Thus according to the above formula, we then have the final update form for  $\mathbf{F}$ ,  $(\mathbf{I} + \frac{\tau}{2}\mathbf{S})^{-1} = \mathbf{I} - \frac{\tau}{2}\mathbf{U}(\mathbf{I} + \frac{\tau}{2}\mathbf{V}^T\mathbf{U})^{-1}\mathbf{V}^T$ . Along with  $(\mathbf{I} - \frac{\tau}{2}\mathbf{S}) = (\mathbf{I} - \frac{\tau}{2}\mathbf{U}\mathbf{V}^T)$ , we have

$$\begin{aligned} \mathbf{Y}(\tau) &= (\mathbf{I} + \frac{\tau}{2}\mathbf{S})^{-1}(\mathbf{I} + \frac{\tau}{2}\mathbf{S})\mathbf{F} \\ &= (\mathbf{I} - \frac{\tau}{2}\mathbf{U}(\mathbf{I} + \frac{\tau}{2}\mathbf{V}^T\mathbf{U})^{-1}\mathbf{V}^T)(\mathbf{I} - \frac{\tau}{2}\mathbf{U}\mathbf{V}^T)\mathbf{F} \\ &= \mathbf{F} - \frac{\tau}{2}\mathbf{U}((\mathbf{I} + \frac{\tau}{2}\mathbf{V}^T\mathbf{U})^{-1}(\mathbf{I} - \frac{\tau}{2}\mathbf{V}^T\mathbf{U}) + \mathbf{I})\mathbf{V}^T\mathbf{F} \\ &= \mathbf{F} - \tau\mathbf{U}(\mathbf{I} + \frac{\tau}{2}\mathbf{V}^T\mathbf{U})^{-1}\mathbf{V}^T\mathbf{F} \end{aligned}$$

### 3.2 Hierarchical Alternating Least Squares Update Scheme for $\mathbf{G}$

The main idea of the hierarchical alternating least squares (HALS) update scheme (Cichocki et al., 2007) is that it efficiently updates both the matrices globally and their individual vectors locally. Instead of updating the columns of  $\mathbf{F}$  or  $\mathbf{G}$  one by one as in matrix-wise update methods, the columns of  $\mathbf{F}$  and  $\mathbf{G}$  are updated simultaneously, thereby speeding up the rate of convergence. We use this idea for our update for  $\mathbf{G}$ , and show that our strict orthogonality constraint further simplifies the update scheme to a matrix-wise alternating least squares update scheme.

Following Cichocki et al. (2007), Cichocki and Phan (2009) and Kimura et al. (2015), we start with the derivation of the column-wise update of  $\mathbf{G}$  by fixing  $\mathbf{F}$ :

$$\operatorname{argmin}_{\mathbf{g}_j} \|\mathbf{X}^{(j)} - \mathbf{f}_j\mathbf{g}_j^T\|_F^2,$$

where  $\mathbf{X}^{(j)} = \mathbf{X} - \sum_{k \neq j} \mathbf{f}_k\mathbf{g}_k^T$  is the residual matrix without the  $j$ th component. To find a stationery point for  $\mathbf{g}_j$ , we calculate the gradient, which leads to

$$0 = \frac{\partial \|\mathbf{X}^{(j)} - \mathbf{f}_j\mathbf{g}_j^T\|_F^2}{\partial \mathbf{g}_j} = \mathbf{g}_j\mathbf{f}_j^T\mathbf{f}_j - \mathbf{X}^{(j)T}\mathbf{f}_j.$$

Thus, the naive column-wise update scheme of  $\mathbf{G}$  is

$$\mathbf{g}_j \leftarrow \frac{1}{\mathbf{f}_j^T\mathbf{f}_j} [\mathbf{X}^{(j)T}\mathbf{f}_j]_+, \quad (3)$$

where  $[x]_+ = \max(0, x)$  to preserve the non-negativity of  $\mathbf{G}$ . The algorithm can be simplified due to the strict orthogonality constraint of  $\mathbf{F}$  on the entire solution path, which implies  $\|\mathbf{f}_j\|_2^2 = 1$ . Thus, the updating rule in Equation (3) can be simplified to

$$\mathbf{g}_j \leftarrow [\mathbf{X}^{(j)T}\mathbf{f}_j]_+.$$

Since  $\mathbf{X}^{(j)} = \mathbf{X} - \sum_{k \neq j} \mathbf{f}_k\mathbf{g}_k^T = \mathbf{X} - \mathbf{F}\mathbf{G}^T + \mathbf{f}_j\mathbf{g}_j^T$ , the complete updating rule for each  $\mathbf{g}_j$  is given by

$$\mathbf{g}_j \leftarrow [(\mathbf{X}^T\mathbf{F})_j - \mathbf{G}(\mathbf{F}^T\mathbf{F})_j + \mathbf{g}_j\mathbf{f}_j^T\mathbf{f}_j]_+.$$

which yields the least squares algorithm form of Kimura et al. (2015). Now, taking advantage of the orthogonality constraint in the entire solution path, we have  $\mathbf{G}(\mathbf{F}^T\mathbf{F})_j = \mathbf{g}_j\mathbf{f}_j^T\mathbf{f}_j$ . Hence, the updating rule

is simply  $\mathbf{g}_j \leftarrow [(\mathbf{X}^T \mathbf{F})_j]_+$ . Noticing that this column-wise update is not affected by the changes in other columns, we are essentially using a matrix-wise alternating least squares update scheme,

$$\mathbf{G} = [\mathbf{X}^T \mathbf{F}]_+. \quad (4)$$

This simplification is only possible if  $\mathbf{F}^T \mathbf{F} = \mathbf{I}$  is exactly preserved throughout the solution path. The final part of this algorithm is to choose a suitable convergence criterion apart from the number of predefined iterations. We define the convergence criterion to be the difference of the objective function values between two iterations.

$$f(\mathbf{F}^{(i-1)}, \mathbf{G}^{(i-1)}) - f(\mathbf{F}^{(i)}, \mathbf{G}^{(i)}) \leq \epsilon,$$

where any sufficient small value  $\epsilon$  could be a feasible choice, such as 0.0005.

The algorithm for the continuous response is given as follows.

---

**Algorithm 1** Semi-Orthogonal NMF for Continuous X

---

**Input:** Arbitrary matrix  $\mathbf{X}$ , Number of basis vectors  $K$ .

**Output:** Mixed-sign matrix  $\mathbf{F}$  and non-negative matrix  $\mathbf{G}$  such that  $\mathbf{X} \approx \mathbf{F}\mathbf{G}^T$  and  $\mathbf{F}^T \mathbf{F} = \mathbf{I}$ .

**Initialization:** Initialize  $\mathbf{F}$  with orthonormal columns and  $\tau = 2$ .

```

repeat
   $\mathbf{G} = [\mathbf{X}^T \mathbf{F}]_+$ 
   $\mathbf{R} = 2\mathbf{F}\mathbf{G}^T \mathbf{G} - 2\mathbf{X}\mathbf{G}$ 
   $\mathbf{U} = [\mathbf{R}, \mathbf{F}]$ 
   $\mathbf{V} = [\mathbf{F}, -\mathbf{R}]$ 
  repeat
     $\mathbf{Y}(\tau) \leftarrow \mathbf{F} - \tau \mathbf{U}(\mathbf{I} + \frac{\tau}{2} \mathbf{V}^T \mathbf{U})^{-1} \mathbf{V}^T \mathbf{F}$ 
    if  $E > 0$  then
       $\tau = \tau \times 2$ 
       $\mathbf{F} = \mathbf{Y}(\tau)$ 
    else if  $E \leq 0$  then
       $\tau = \frac{\tau}{2}$ 
    end if
  until  $E > 0$ 
until Convergence criterion is satisfied

```

---

## 4. Semi-orthogonal Matrix Factorization for Binary Matrix

For matrices with binary responses, the previous method for the continuous response is not applicable. In this section, we first review some existing methodologies on binary matrix factorization, then proceed to propose our new model.

### 4.1 Related Work

Binary data belongs to a special subset within the domain of data analysis due to the binary structure of information. For example, typical applications of binary data analysis and clustering include market-basket data, document-term data, recommender systems, or protein-protein complex interaction network. One way of clustering binary data is to factorize the target binary matrix  $\mathbf{X}$  directly. For example, Li (2005) proposed a general clustering model for binary data sets using a matrix factorization approach, while also drawing similarities between other well-known distance-based clustering methods. Zhang et al. (2007) then proposed the Binary Matrix Factorization(BMF) as a binary extension of NMF, where a binary matrix  $\mathbf{X}$  is decomposed into two binary matrices with lower dimensions. They then succeeded in applying their proposed model in biclustering microarray data (Zhang et al., 2010). However, the restriction that the decomposed matrices are also binary leads to rather poor interpretation, as the methods do not account for the importance of each entry within the factorized components. Meeds et al. (2007) also proposed a model called binary matrix factorization, but they intend to factorize a real-valued data matrix  $\mathbf{X}$  into a

triplet  $\mathbf{U}\mathbf{W}\mathbf{V}^T$  where  $\mathbf{U}$  and  $\mathbf{V}$  are binary. Therefore, instead of direct factorization approaches, methods that utilize the Bernoulli likelihood has shown to be more effective in this manner. In this formulation, we assume each  $\mathbf{X}_{ij}$  follows an independent Bernoulli distribution with parameter  $p_{ij}$ , where each  $p_{ij}$  follows the logistic function  $\sigma(z)$ ,

$$p = \sigma([\mathbf{F}\mathbf{G}^T]_{ij}) = \frac{e^{[\mathbf{F}\mathbf{G}^T]_{ij}}}{1 + e^{[\mathbf{F}\mathbf{G}^T]_{ij}}}.$$

Earlier related work includes a probabilistic formulation of principal component analysis (PCA) (Tipping and Bishop, 1999; Collins et al., 2002; Schein et al., 2003), thereby extending the applications of the well-known multivariate analysis method to binary data. Tipping and Bishop (1999) first proposed probabilistic PCA as an alternative formulation to the standardized linear projection. Collins et al. (2002) then later extended PCA to the exponential family, thereby expanding the usage of PCA onto non-Gaussian distributions. As a member of the exponential family, the Bernoulli distribution directly benefited from this framework and leads to the model proposed by Schein et al. (2003), known as logistic PCA. The optimization problem is formulated using a Bernoulli likelihood function,

$$P(\mathbf{X}_{ij}|\mathbf{F}, \mathbf{G}) = \sigma([\mathbf{F}\mathbf{G}^T]_{ij})^{\mathbf{X}_{ij}}(1 - \sigma([\mathbf{F}\mathbf{G}^T]_{ij}))^{1-\mathbf{X}_{ij}} \quad (5)$$

However, the logistic PCA approach inherited the advantages and drawbacks of its non-linear approach. When the data is subject to additional constraints, the resulting factors might not have a plausible interpretation with respect to the original matrix. Additionally, since there is an absence of non-negativity constraint in this formulation, both  $\mathbf{F}$  and  $\mathbf{G}$  have negative values in their optimal solution. For data structures that are composed of strictly additive non-negative basis vectors, these factors would not have a meaningful interpretation.

Two other methods that incorporate a Bernoulli likelihood are the Aspect Bernoulli model (Kaban et al., 2004; Bingham et al., 2009) and the binary non-negative matrix factorization (binNMF) (Schachtner et al., 2010). In contrast to the likelihood function of logistic PCA which is based on the logistic function, the Aspect Bernoulli model factorizes the probability directly, i.e.

$$P(\mathbf{X}_{ij}|\mathbf{F}, \mathbf{G}) = [\mathbf{F}\mathbf{G}^T]_{ij}^{\mathbf{X}_{ij}}(1 - [\mathbf{F}\mathbf{G}^T]_{ij})^{1-\mathbf{X}_{ij}}. \quad (6)$$

Since the model in Eq. (6) does not rely on the logistic transformation, the entries of both  $\mathbf{F}$  and  $\mathbf{G}$  have to be constrained to be in  $[0, 1]$ , and the row sum of  $\mathbf{F}_i$  is further restrict to be 1 in order to keep the product  $[\mathbf{F}\mathbf{G}^T]_{ij} \leq 1$ . The binNMF model is similar to logistic PCA, which formulation is based on a non-linear sigmoidal function to transform the matrix product  $\mathbf{F}\mathbf{G}^T$  onto the range of log-odds  $\theta_{ij} \in [0, 1]$ , where

$$\theta_{ij} = \log(\sigma([\mathbf{F}\mathbf{G}^T]_{ij})/1 - \sigma([\mathbf{F}\mathbf{G}^T]_{ij})).$$

The major difference between logistic PCA and binNMF is that binNMF models the log-odds in the Bernoulli distribution as two non-negative factors in accord with a parts-based model, which enforces the entries of both  $\mathbf{F}$  and  $\mathbf{G}$  to be strictly non-negative. Therefore, the binNMF model can be regarded as an intermediate model between the eigen-representation of logistic PCA and the linear representation of the aspect Bernoulli model. Tomé et al. (2015) then expanded on binNMF and proposed the binLogit model, where they relaxed the non-negativity constraint on  $\mathbf{G}$ . Their model requires strictly non-negative basis vectors but is more flexible as it allows negative feature components, and can be understood as the logistic formulation of Semi-NMF. Larsen and Clemmensen (2015) proposed a similar formulation as Tomé et al. (2015) with a gradient descent scheme, but they enforce strict non-negativity on both  $\mathbf{F}$  and  $\mathbf{G}$  using an adaptive scheme.

We propose a new binary matrix factorization such that our matrix of basis vectors  $\mathbf{F}$  are orthonormal, and the non-negative constraint is only imposed on  $\mathbf{G}$ . Since Tome’s formulation allows mixed signs in one of the matrices, it shares the same caveat as Semi-NMF, where the rank of the mixed-sign matrix might not be guaranteed. Similar to the continuous case, adding an orthogonal constraint on the mixed-sign matrix  $\mathbf{F}$  resolves this issue. Computationally, they used a gradient ascent scheme with a fixed step size for both  $\mathbf{F}$  and  $\mathbf{G}$ , while we apply a Newton-Raphson update for  $\mathbf{G}$  and a line search algorithm for  $\mathbf{F}$ . The usage of fixed step size in Tomé et al. (2015) is rather restrictive as the algorithm will only converge at a modest rate with a very small step size. Larger step sizes cause instability within the algorithm and convergence issues may arise. In Tomé et al. (2015), the step size is set to a default value of 0.001. Our model bypasses this



restriction due to the line-search implementation in  $\mathbf{F}$ . Even if the step size in the update for  $\mathbf{G}$  might be too large, this error will be compensated by choosing a more appropriate step size in the line search step of  $\mathbf{F}$ , thus guaranteeing the convergence of the model. Additionally, the combination of a line search update for  $\mathbf{F}$  and Newton-Raphson update for  $\mathbf{G}$  provides a faster convergence rate than the fixed rate gradient descent update scheme.

## 4.2 Methodology

The idea of the factorization is to find appropriate  $\mathbf{F}$  and  $\mathbf{G}$  such that they maximize the log-likelihood function given in Eq. 5. Writing the logistic sigmoid function in its full form, we have

$$\begin{aligned}\mathcal{L}(\mathbf{X}|\mathbf{F}, \mathbf{G}) &= \sum_{i,j} \log \left\{ \left( \frac{e^{[\mathbf{F}\mathbf{G}^T]_{ij}}}{1 + e^{[\mathbf{F}\mathbf{G}^T]_{ij}}} \right)^{\mathbf{X}_{ij}} \left( \frac{1}{1 + e^{[\mathbf{F}\mathbf{G}^T]_{ij}}} \right)^{1 - \mathbf{X}_{ij}} \right\} \\ &= \sum_{i,j} \left\{ \log(1 + e^{[\mathbf{F}\mathbf{G}^T]_{ij}}) - \mathbf{X}_{ij} [\mathbf{F}\mathbf{G}^T]_{ij} \right\}.\end{aligned}$$

We defined the cost function based on the negative log-likelihood,

$$\begin{aligned}C(\mathbf{F}, \mathbf{G}) &= -\mathcal{L}(\mathbf{X}|\mathbf{F}, \mathbf{G}) \\ &= \sum_{i,j} \left\{ \mathbf{X}_{ij} (\mathbf{F}\mathbf{G}^T)_{ij} - \log(1 + e^{[\mathbf{F}\mathbf{G}^T]_{ij}}) \right\}\end{aligned}\quad (7)$$

Since the 2nd derivative of the cost function is well defined in our problem, we implement a Newton-Raphson algorithm to find the update rule for  $\mathbf{G}$ , which allows for a faster rate of convergence with a slight increase in computation. However, this increase in computation is fairly trivial as the operation of the derivative is on an element-wise level. Assuming both  $\mathbf{X}$  and  $\mathbf{F}$  are fixed, the first and second derivatives of the cost function with respect to  $\mathbf{G}$  are given as

$$\begin{aligned}\frac{\partial C(\mathbf{F}, \mathbf{G})}{\partial \mathbf{G}_{jk}} &= \sum_i \frac{e^{[\mathbf{F}\mathbf{G}^T]_{ij}}}{1 + e^{[\mathbf{F}\mathbf{G}^T]_{ij}}} \mathbf{F}_{ik} - \mathbf{X}_{ij} \mathbf{F}_{ik}, \\ &= \sum_i \left( \frac{1}{1 + e^{-[\mathbf{F}\mathbf{G}^T]_{ij}}} - \mathbf{X}_{ij} \right) \mathbf{F}_{ik}.\end{aligned}$$

and

$$\frac{\partial^2 C(\mathbf{F}, \mathbf{G})}{\partial \mathbf{G}_{jk}^2} = \sum_i \left( \frac{e^{[\mathbf{F}\mathbf{G}^T]_{ij}}}{(1 + e^{[\mathbf{F}\mathbf{G}^T]_{ij}})^2} \right) \mathbf{F}_{ik}^2$$

Following a Newton-Raphson strategy, the update rule for  $G$  in matrix notation is given by

$$\mathbf{G} \leftarrow \mathbf{G} - \eta \frac{\left( \frac{\mathbf{1}}{\mathbf{1} + e^{-(\mathbf{F}\mathbf{G}^T)}} - \mathbf{X} \right)^T \mathbf{F}}{\left( \frac{e^{(\mathbf{F}\mathbf{G}^T)}}{(\mathbf{1} + e^{(\mathbf{F}\mathbf{G}^T)})^2} \right)^T \mathbf{F}^2}.$$

where  $\eta$  is a step size,  $\mathbf{1}$  is the matrix of all 1's. The quotient and exponential function here are element-wise operations for matrices.

For the update rule of  $\mathbf{F}$ , the only difference from the continuous case is the gradient, whereas the orthogonal-preserving scheme remains the same as in the continuous case. Following an equivalent deduction as  $\mathbf{G}$ , the gradient of  $\mathbf{F}$  is given as

$$\nabla \mathbf{F} = \left( \frac{\mathbf{1}}{\mathbf{1} + e^{-(\mathbf{F}\mathbf{G}^T)}} - \mathbf{X} \right) \mathbf{G}$$

Since the algorithm intends to minimize the cost function, an over-fitting problem might arise due to the nature of the problem. The algorithm seeks to maximize the probability that  $\mathbf{X}_{ij}$  is either 0 or 1 by

approximating the corresponding entries within the probability matrix to be also close to 0 or 1. Since  $\mathbf{F}$  is constrained to be orthonormal, the scale of the approximation is largely dependent on  $\mathbf{G}$ . Thus, larger values in  $\mathbf{G}$  will increase the risk of over-fitting. To avoid this issue, the step size for the update of  $\mathbf{G}$  has to be relatively small, and in our algorithm, we choose the default value to be 0.05.

---

**Algorithm 2** Semi-Orthogonal NMF for Binary X
 

---

**Input:** Arbitrary matrix  $\mathbf{X}$  with binary elements, Number of basis vectors  $K$

**Output:** Mixed sign matrix  $\mathbf{F}$  and non-negative matrix  $\mathbf{G}$  such that  $\mathbf{X}_{ij} \sim \text{Bern}\left(\frac{e^{(\mathbf{F}\mathbf{G}^T)_{ij}}}{1+e^{(\mathbf{F}\mathbf{G}^T)_{ij}}}\right)$

**Initialization:** Initialize  $\mathbf{F}$  with orthonormal columns,  $\mathbf{G}$  arbitrary,  $\eta = 0.05$ , and  $\tau = 2$ .

repeat

$$\mathbf{D}_1 = \left(\frac{1}{1+e^{-\mathbf{F}\mathbf{G}^T}} - \mathbf{X}\right)^T \mathbf{F}$$

$$\mathbf{D}_2 = \left(\frac{e^{\mathbf{F}\mathbf{G}^T}}{(1+e^{\mathbf{F}\mathbf{G}^T})^2}\right)^T \mathbf{F}^2$$

$$\mathbf{G} \leftarrow [\mathbf{G} - \eta \frac{\mathbf{D}_1}{\mathbf{D}_2}]_+$$

$$\mathbf{R} = \left(\frac{1}{1+e^{-\mathbf{F}\mathbf{G}^T}} - \mathbf{X}\right) \mathbf{G}$$

$$\mathbf{U} = [\mathbf{R}, \mathbf{F}]$$

$$\mathbf{V} = [\mathbf{F}, -\mathbf{R}]$$

repeat

$$\mathbf{Y}(\tau) \leftarrow \mathbf{F} - \tau \mathbf{U}(\mathbf{I} + \frac{\tau}{2} \mathbf{V}^T \mathbf{U})^{-1} \mathbf{V}^T \mathbf{F}$$

if  $E > 0$  then

$$\tau = \tau \times 2$$

$$\mathbf{F} = \mathbf{Y}(\tau)$$

else if  $E \leq 0$  then

$$\tau = \frac{\tau}{2}$$

end if

until  $E > 0$

until Convergence criterion is met

---

## 5. Simulation and Data Experiments

To test the validity and effectiveness of our model, we show the performance through different data experiments. In the first part, we test the performance of our model along with several well-established algorithms of NMF for the continuous case under difference simulation settings. For the binary version, we show that both the cost function and difference between true and estimated probability matrices monotonically converges under the algorithm, along with a comparison with another state of art model. For the second part, we apply our method to a real text data set that is composed of triage notes from a hospital and evaluate classification performance on whether a patient should be admitted to the hospital for additional supervision. In general, our method performs the best in terms of improving classification accuracy on top of the conventional bag-of-words model as opposed to the other NMF alternations. Finally, we gave an example of the clustering interpretation of our model by examining the largest positive values and smallest negative values of the words under the  $\mathbf{F}$  matrix and show that these two clusters of words have opposite or unrelated meaning.

### 5.1 Simulation for Continuous Case

For the continuous case, we evaluate the average residual and orthogonal residual, where

$$\text{Average Residual} = \frac{\|\mathbf{X} - \mathbf{F}\mathbf{G}^T\|_F^2}{n \times p} = \frac{1}{n \times p} \sum_{i,j} (\mathbf{X} - [\mathbf{F}\mathbf{G}^T])_{ij}, \quad (8)$$

$$\text{and Orthogonal Residual} = \|\mathbf{F}^T\mathbf{F} - \mathbf{I}\|_F^2. \quad (9)$$

Since we know the true underlying structure of the  $\mathbf{X}$ , we can evaluate how the algorithms perform on recovering the original matrices  $\mathbf{F}$  and  $\mathbf{G}$ . Thus, in addition to the two main criteria above, we also calculate the difference between the column space of  $\mathbf{F}$ ,  $\mathbf{G}$  and  $\hat{\mathbf{F}}$ ,  $\hat{\mathbf{G}}$  in which  $\mathbf{F}$  and  $\mathbf{G}$  are the true underlying matrix, and  $\hat{\mathbf{F}}$  and  $\hat{\mathbf{G}}$  are the approximated matrices from the factorization. That is,

$$\epsilon_{\mathbf{F}} = \|\mathbf{H}_{\mathbf{F}} - \mathbf{H}_{\hat{\mathbf{F}}}\|_F^2 \quad \text{and} \quad \epsilon_{\mathbf{G}} = \|\mathbf{H}_{\mathbf{G}} - \mathbf{H}_{\hat{\mathbf{G}}}\|_F^2, \quad (10)$$

where  $\mathbf{H}_{\mathbf{F}}$ ,  $\mathbf{H}_{\mathbf{G}}$ ,  $\mathbf{H}_{\hat{\mathbf{F}}}$ , and  $\mathbf{H}_{\hat{\mathbf{G}}}$  are the projection matrices of their respective counterparts, i.e.  $\mathbf{H}_{\mathbf{F}} = \mathbf{F}(\mathbf{F}^T\mathbf{F})^{-1}\mathbf{F}^T$ .

We compare our method with three other popular NMF methods, that is NMF with multiplicative updates (Lee and Seung, 2001), Semi-NMF (Ding et al., 2010), and ONMF (Kimura et al., 2015). The simulations are conducted under an i7-7700HQ with four cores at 3.8GHZ. Three different scenarios are considered:

1.  $\mathbf{F}_{p \times k}$  where  $\mathbf{F}_{ik} \sim \text{Unif}(0, 2)$  and  $\mathbf{G}_{n \times k}$  where  $\mathbf{G}_{jk} \sim \text{Unif}(0, 2)$ ,
2. Non-negative and orthogonal  $\mathbf{F}_{p \times k}$  and  $\mathbf{G}_{n \times k}$  where  $\mathbf{G}_{jk} \sim \text{Unif}(0, 2)$ ,
3. Orthonormal  $\mathbf{F}_{p \times k}$  and  $\mathbf{G}_{n \times k}$  where  $\mathbf{G}_{jk} \sim \text{Unif}(0, 2)$ .

After generating the true underlying  $\mathbf{F}$  and  $\mathbf{G}$ , we construct the true  $\mathbf{X}$  given as

$$\mathbf{X} = \mathbf{F}\mathbf{G}^T + \mathbf{E},$$

where  $\mathbf{E}$  is a matrix of random error such that  $\mathbf{E}_{ij} \sim N(0, 0.3)$ .

For scenario 1 and 2, the negative entries of  $\mathbf{X}$  are truncated to 0 in order to preserve the non-negativity for comparison. In this simulation experiment, we consider  $n = p = 500$  and  $k = 10, 30, 50$ .

Initialization of NMF methods are crucial and have been extensively studied (Xue et al., 2008; Langville et al., 2006, 2014; Boutsidis and Gallopoulos, 2008) as good initialization allows the algorithm to achieve better local minimum at a faster convergence rate. An excellent choice of starting point for  $\mathbf{F}$  is the left singular matrix  $\mathbf{U}$  of the singular value decomposition of  $\mathbf{X}$ . We apply the SVD to decompose  $\mathbf{X}$  to its best rank-K factorization, given as

$$\mathbf{X}_k \approx \mathbf{U}_{p \times k} \mathbf{D}_{k \times k} \mathbf{V}_{k \times n}^T,$$

where  $k$  is the rank of the target factorization. The truncated SVD is implemented as it provides the best rank- $K$  approximation of any given matrix (Wall et al., 2003; Gillis and Kumar, 2014; Qiao, 2015). Furthermore, the formulation of our model does not require the initialization of  $\mathbf{G}$ , since the update rule for  $\mathbf{G}$  given in (4) is only dependent on  $\mathbf{X}$  and  $\mathbf{F}$ , thereby reducing the complexity of the problem. For more discussion of initialization, please refer to section (8.1) of the appendix.

For Semi-NMF, we apply the K-means initialization to  $\mathbf{F}$  and  $\mathbf{G}$  respectively according to Ding et al. (2010). Lee and Seung (2001) and Kimura et al. (2015) proposed to use random initialization for NMF and ONMF respectively. For a fair comparison, we initialize  $\mathbf{F}$  and  $\mathbf{G}$  using a slightly modified SVD approach, where we truncate all negative values of  $\mathbf{U}$  to a small positive constant  $\delta = 10^{-10}$  to enforce both non-negativity and avoid the zero-locking problem for the NMF. We then apply our update rule for  $\mathbf{G}$  as the initialization for  $\mathbf{G}$ , i.e.

$$\mathbf{F}_0 = [\mathbf{U}]_\delta, \quad \mathbf{G}_0 = [\mathbf{X}^T \mathbf{F}_0]_\delta,$$

where  $[x]_\delta = \max(x, \delta)$ . The average values of the above four criteria over 50 simulation trials with different underlying true  $\mathbf{F}$  and  $\mathbf{G}$  are reported under three scenarios in Table 1, 2, and 3 respectively, where each trial is set to run 500 iterations. We display the convergence plot of the objective function based on the first 250 iterations in Figure 1, 2, and 3, where the convergence criterion under consideration is

$$0 \leq f(\mathbf{F}^{(i-1)}, \mathbf{G}^{(i-1)}) - f(\mathbf{F}^{(i)}, \mathbf{G}^{(i)}) \leq 0.0001.$$

The last two columns of Table 1, 2, and 3 indicate the time and the number of iterations for each algorithm to reach this criterion.

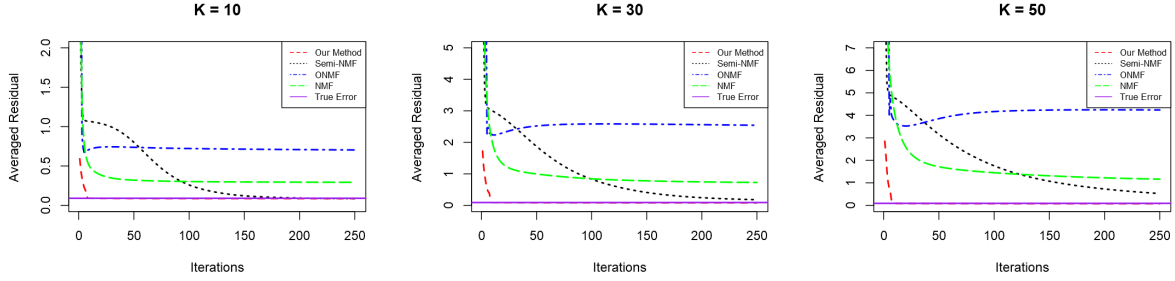


Figure 1: Figure 1: Convergence plots for average residual in (8) under scenario (1) for 4 NMF variants.

## 5.1.1 SIMULATION RESULTS FOR VARIOUS K (CONTINUOUS)

K	Average Residual	Orthogonal Residual	$\epsilon_F$	$\epsilon_G$	Time (Seconds)	Iterations Until Threshold
<b>SONMF</b>						
10	0.0903	$9.3 \times 10^{-26}$	0.171	0.312	0.16	10.6
30	0.0875	$2.4 \times 10^{-24}$	0.314	0.478	0.54	11.7
50	0.0809	$3.5 \times 10^{-23}$	0.416	0.551	1.95	12.9
<b>ONMF</b>						
10	0.7433	0.098	3.420	0.316	0.17	29.4
30	2.5896	0.207	6.780	2.121	1.79	105.5
50	4.2076	4.617	8.753	3.008	5.01	171.1
<b>NMF</b>						
10	0.2988	N/A	1.878	0.538	0.75	128.4
30	0.7003	N/A	3.268	0.951	6.72	403.7
50	1.0391	N/A	4.162	1.213	14.13+	500+
<b>Semi-NMF</b>						
10	0.0905	N/A	0.174	0.207	2.53	192.3
30	0.1122	N/A	0.759	1.341	8.27	381.7
50	0.1935	N/A	1.572	3.625	16.71+	500+

Table 1: Comparisons of the proposed method with other NMF methods on factorization accuracy, computation time, and convergence speed under simulation scenario (1). The plus sign in column 6 and 7 indicates that the convergence threshold has not been satisfied after 500 iterations. Therefore, the required time and iterations for convergence surpass the displayed values.

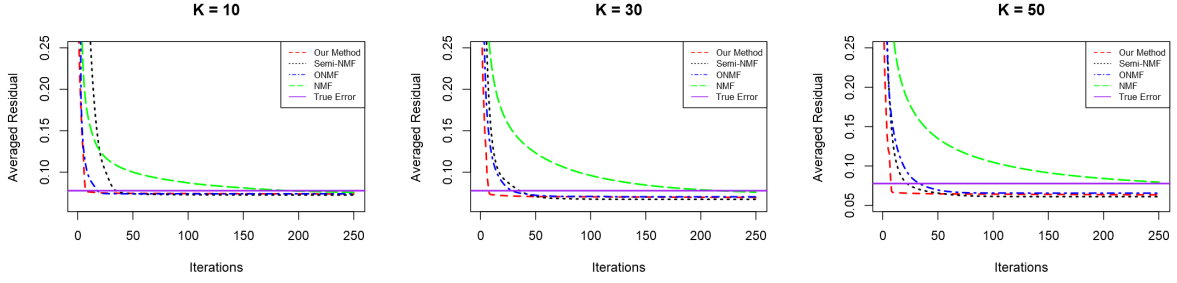


Figure 2: Figure 2: Convergence plots for average residual in (8) under scenario (2) for all 4 NMF variants.

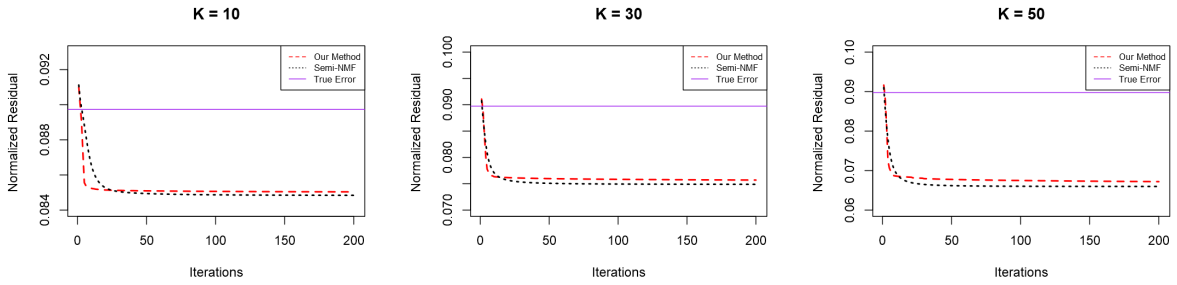


Figure 3: Figure 2: Convergence plots for average residual in (8) under scenario (3) for all 4 NMF variants

K	Average Residual	Orthogonal Residual	$\epsilon_F$	$\epsilon_G$	Time (Seconds)	Iterations Until Threshold
<b>SONMF</b>						
10	0.0771	$3.7 \times 10^{-25}$	0.278	0.485	0.13	10.8
30	0.0725	$1.3 \times 10^{-24}$	0.822	1.160	0.44	11.3
50	0.0664	$2.1 \times 10^{-23}$	1.408	1.774	0.82	11.7
<b>ONMF</b>						
10	0.0849	0.578	0.492	0.595	0.09	19.1
30	0.0728	0.975	0.638	1.085	0.58	39.3
50	0.0668	1.636	0.761	1.627	1.66	63.8
<b>NMF</b>						
10	0.0801	N/A	0.181	0.597	0.61	116.5
30	0.0807	N/A	0.469	1.497	2.69	182.9
50	0.0833	N/A	1.171	2.696	5.97	243.8
<b>Semi-NMF</b>						
10	0.0751	N/A	0.277	0.367	1.30	57.4
30	0.0683	N/A	0.816	0.931	2.24	61.0
50	0.0632	N/A	1.401	1.586	3.32	64.9

Table 2: Comparisons of the proposed method with other NMF methods on factorization accuracy, computation time, and convergence speed under simulation scenario (2).

K	Average Residual	Orthogonal Residual	$\epsilon_F$	$\epsilon_G$	Time (Seconds)	Iterations Until Threshold
<b>SONMF</b>						
10	0.0858	$4.2 \times 10^{-27}$	3.665	3.679	0.08	6.9
30	0.0767	$1.6 \times 10^{-25}$	6.351	6.375	0.28	7.6
50	0.0688	$5.6 \times 10^{-25}$	7.976	8.011	0.63	8.8
<b>Semi-NMF</b>						
10	0.0823	N/A	3.661	3.598	1.31	33.6
30	0.0758	N/A	6.336	6.330	1.86	37.1
50	0.0670	N/A	7.960	7.961	2.37	40.2

Table 3: Comparisons of proposed method with other NMF methods on factorization accuracy, computation time, and convergence speed under simulation scenario (3).

Tables 1-3 show that SONMF has several advantages over other methods. First, our model converges quickly and consistently regardless of the structure of the true matrix we considered in the simulation. For example, our model reaches the convergence criterion and the true error with an average of about 10 iterations, greatly surpassing the rate of convergence of the other models. This is because the deterministic SVD-based initialization allows us to have a head start compared to the other methods, which leads to rapid convergence to the true error as we are on an excellent solution path. The line search implementation further speeds up the convergence rate.

For scenario (1), our model is significantly better in terms of factorization accuracy and recreating the true matrices, as shown by the smallest average residual,  $\epsilon_F$  and  $\epsilon_G$  values, especially for larger  $K$ 's. For ONMF and NMF, the mean value over 50 trial fails to converge to the true error, mainly due to a large number of saddle points that the true  $\mathbf{F}$  possess, as shown by the large  $\epsilon_F$  values. Due to the more restricted sample space, it is harder for NMF and especially ONMF to escape a bad solution path, unlike Semi-NMF which possesses a less confined parameter space. Additionally, the ONMF proposed by Kimura et al. (2015) does not guarantee the monotonic decreasing of the objective function value, due to the additional orthogonality constraint. The Semi-NMF has the least constraints among these four models, and converges to the true error eventually, but is computationally heavy due to the slow rate of convergence.

When the underlying structure of  $\mathbf{F}$  is more well defined as in scenario (2), all four models converge to the true error, with the NMF having the slowest rate of convergence. For factorization accuracy, our model outperforms ONMF and NMF, but performs slightly worse than Semi-NMF due to the extra orthogonality constraint. In terms of recovering the true underlying matrix, it is not surprising that NMF and ONMF recover  $\mathbf{F}$  better, as the true  $\mathbf{F}$  is easier to estimate due to its unique structure.

For scenario (3), our model and Semi-NMF have similar performances. However, for the rate of convergence, we have a significant advantage than Semi-NMF. Similar to scenario (2), Semi-NMF performs slightly better than our model in terms of factorization accuracy and recovering the true matrix due to a less confined parameter space. Lastly, since our algorithm preserves strict orthogonality throughout the entire process, SONMF has a negligible orthogonality residual due to floating point error in computation, as opposed to the increasing orthogonality residual that ONMF possesses as  $K$  increases.

As a side note, refer to the section 8.2 for further discussion in the appendix on when the underlying true rank of  $\mathbf{F}$  and  $\mathbf{G}$  is less than the target factorization rank.

## 5.2 Simulation for Binary Case

For the binary response, we use the mean value of the cost function  $C(\mathbf{F}, \mathbf{G})$  in equation (7) as our evaluation criterion instead of the normalized residual. That is,

$$C(\mathbf{F}, \mathbf{G}) = \frac{1}{N} \sum_{i,j} \mathbf{X}_{ij} (\mathbf{F}\mathbf{G}^T)_{ij} - \log(1 + e^{[\mathbf{F}\mathbf{G}^T]_{ij}}),$$

where  $N$  is the total number of elements in  $\mathbf{X}$ . We also consider the orthogonal residual,  $\epsilon_F$  and  $\epsilon_G$  given in

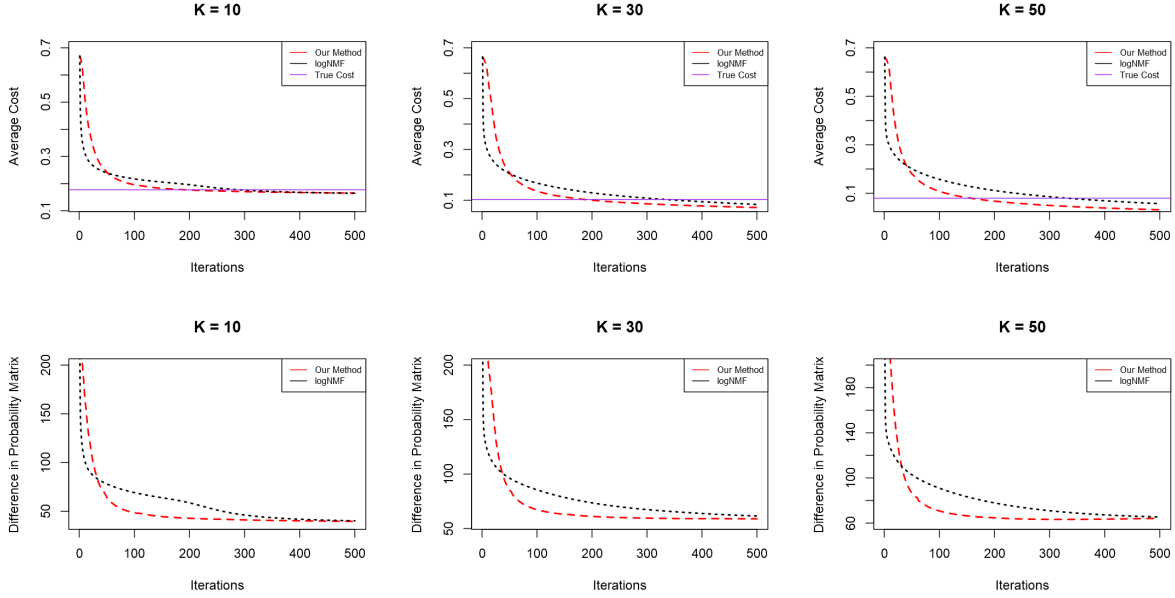


Figure 4: Figure 3: Comparison of performance criteria between our method and logNMF. Top: Mean cost; Bot: Difference between the estimated and true probability matrix.

equation (9) and (10) respectively. Additionally, we evaluate the difference between the probability matrix and the estimated probability matrix from our binary method, given as

$$\epsilon_{\mathbf{P}} = \|\mathbf{H}_{\mathbf{P}} - \mathbf{H}_{\hat{\mathbf{P}}}\|_F^2.$$

We show that both the objective function and the difference between the true and estimated probability matrix are monotonically decreasing until convergence.

For the binary simulation setting, we generate mixed-sign  $\mathbf{F}$  and non-negative  $\mathbf{G}$  such that  $\mathbf{F}_{ij} \sim N(0, 1)$  and  $\mathbf{G}_{ij} \sim \text{Uniform}(0, 1)$ . We then construct the true probability matrix  $\mathbf{P}$  using the logistic sigmoid function,

$$\mathbf{P} = \frac{e^{[\mathbf{F}\mathbf{G}^T]}}{\mathbf{1} + e^{[\mathbf{F}\mathbf{G}^T]}}.$$

We then add a matrix of random error  $\mathbf{E}$  to  $\mathbf{P}$  where  $\mathbf{E}_{ij} \sim N(0, 0.1)$ . Finally, we generated the true  $\mathbf{X}$  where each  $\mathbf{X}_{ij} \sim \text{Bernoulli}([\mathbf{P} + \mathbf{E}]_{ij})$  and has dimension 500-by-500.

Similar to the continuous case, we consider  $K = 10, 30, 50$ . The average values of the above five criteria over 50 simulation trials are reported. We compare the performance of our method with logNMF (Tomé et al., 2015), where they set their step size for the gradient ascent to be 0.001. For our model, we set the step size for the Newton-Raphson update scheme for  $\mathbf{G}$  to be 0.05. Like the continuous case,  $\mathbf{F}$  is initialized to be the singular value decomposition of  $\mathbf{X}$  with the first  $K$  basis vectors, while  $\mathbf{G}$  is initialized with the least squares update rule from our continuous case, i.e.,  $[\mathbf{X}^T \mathbf{F}_0]$ . The stopping condition for both models is either a maximal number of iterations of 500 or a change in the cost for subsequent iterations is less than 0.0001.



## 5.2.1 RESULTS FOR SIMULATION (BINARY)

K	Average Cost	Orthogonal Residual	$\epsilon_P$	$\epsilon_F$	$\epsilon_G$	Time (seconds)	Iterations Until Threshold
<b>SONMF (Binary)</b>							
10	0.1718	$1.814 \times 10^{-24}$	42.001	1.696	1.029	23.52	228.3
30	0.0845	$7.552 \times 10^{-23}$	59.472	3.821	2.456	40.57	316.0
50	0.0220	$1.012 \times 10^{-22}$	65.114	5.627	4.111	64.21	407.9
<b>logNMF</b>							
10	0.1725	N/A	47.128	1.711	1.054	29.35	323.1
30	0.0861	N/A	62.670	3.891	2.717	49.60	471.5
50	0.0589	N/A	66.028	5.658	4.456	60.67+	500+

Table 4: Comparisons of proposed method with logNMF on factorization accuracy, computation time, and convergence speed under

The result above shows that our model has a faster convergence rate towards the true cost and ultimately a lower mean cost than logNMF. Our model reaches the true cost at around 150 iterations while logNMF requires more than 300 iterations. The number of required iterations to converge also increases as  $K$  increases, since more basis vectors mean more parameters to be estimated. Additionally, our model has a lower error for  $\epsilon_P$ ,  $\epsilon_F$ , and  $\epsilon_G$  respectively when both algorithms reach the convergence criterion.

Unlike the continuous case, the SVD-based initialization does not provide a rapid convergence to the true error for our model. The reason here is because the SVD is applied on  $\mathbf{X}$ , but  $\mathbf{F}$  and  $\mathbf{G}$  are estimating the underlying probability matrix of  $\mathbf{X}$  and not  $\mathbf{X}$  itself. For  $\epsilon_P$ , the difference between  $\mathbf{P}$  and  $\hat{\mathbf{P}}$  converges once the average cost for the factorization reaches the true cost. Further iterations cause the models to over-fit, where  $\hat{\mathbf{P}}_{ij}$  will have a tendency to approach 1 when  $\mathbf{X}_{ij}$  is 1 and 0 when  $\mathbf{X}_{ij}$  is 0, and will in turn increase  $\epsilon_P$ .

An important caveat to note here is that the rate of convergence of our model can be arbitrarily increased or decreased depending on the step size of  $\mathbf{G}$ . A smaller step size results in a more conservative solution with a slower rate of convergence, while a larger step size achieves the opposite. In our numerical experiment, we found out that 0.05 turns out to be a good step size in terms of this trade-off between the rate of convergence and risk of over-fitting.

## 5.3 Case Study (Triage Notes)

In this section, we focus on the application of our model on a real text data set. Our goal is to build a machine learning model to classify whether a patient’s condition is severe enough such that they need to stay in the hospital for supervision and further inspection. We show that the classification error can be improved by doing a linear transformation of basis with our model. We also present the interpretation of the word clusters that our model identified.

The triage data is provided by Alberta Medical Center. There are around 500,000 observations (patients) with 1 response variable and 11 features. The response variable is a binary indicator on whether the patient is admitted to the hospital after examination by the doctor. The 11 predictors include demographic factors such as age and sex, health measurements such as height, weight, and blood pressure, the type of disease that the patient is categorized, and two columns of text information about the medical history and the reason of the visit of the patient.

We first pre-process the data with the `tm()` package by removing numbers, punctuation, most stop words (Feinerer et al., 2008), and stemming words to their root form. Not all stop words are removed, since words such as "not" and "no" have a negative connotation and plays an important role in the sentiment of the sentence. We then represent the text data using a vector-space model (a.k.a. bag-of-words) (Salton et al., 1975), where each document is represented by a  $p$ -dimensional vector  $\mathbf{x}_t \in \mathbb{R}^p$ , where  $p$  is the number of words in the dictionary. Given  $n$  documents, we construct a word-document matrix  $\mathbf{X} \in \mathbb{R}^{p \times n}$  where  $\mathbf{X}_{ij}$

corresponds to the occurrence or significance of word  $w_i$  in document  $d_j$ , depending on the weighting scheme. For the continuous case, we use the Term Frequency-Inverse Document Frequency (TF-IDF) weighing method, given as,

$$\mathbf{X}_{ij} = \text{TF}_{ij} \log\left(\frac{n}{\text{DF}_i}\right)$$

where  $\text{TF}_{ij}$  denotes the frequency of word  $w_i$  in document  $d_j$  and  $\text{DF}_i$  indicates the number of documents containing word  $w_i$ . For the binary case,  $\mathbf{X}_{ij}$  is 1 if the word  $w_i$  is present in document  $d_j$  and 0 otherwise.

For classification, we denote the training and testing bag-of-words as  $\mathbf{X}_{train}$  and  $\mathbf{X}_{test}$  respectively. We then apply the proposed SONMF to the training set by factorizing  $\mathbf{X}_{train}$  into a word-topic matrix  $\mathbf{F}_{train}$  and document-topic matrix  $\mathbf{G}_{train}$ . Next, we project both  $\mathbf{X}_{train}$  and  $\mathbf{X}_{test}$  onto the column space of  $\mathbf{F}_{train}$ . Let  $\mathbf{G}_{proj} = \mathbf{X}_{train}^T \mathbf{F}_{train}$  and  $\mathbf{G}_{test} = \mathbf{X}_{test}^T \mathbf{F}_{train}$ , then  $\mathbf{G}_{proj}$  and  $\mathbf{G}_{test}$  is a reduced dimension representation of  $\mathbf{X}_{train}$  and  $\mathbf{X}_{test}$  respectively.  $\mathbf{G}_{proj}$  and  $\mathbf{G}_{test}$  now effectively replace  $\mathbf{X}_{train}$  and  $\mathbf{X}_{test}$  as the new features. This transformation allows us to effectively reduce the classification error, while also decrease the computing time to train a model due to the reduced dimension of the matrix. Intuitively, we can regard  $\mathbf{F}_{train}$  as a summary device, where each cluster/basis consists of linear combinations of different words. After applying the projection,  $\mathbf{G}_{proj}$  can be viewed as a summary of the original bag-of-word matrix, where each document is now a linear combination of the topics from  $\mathbf{F}_{train}$ .

We apply a 10-fold cross validation in classification and results are averaged over 30 different runs, where the observations in each run are randomly assigned to different folds. For comparison purpose, we also perform other four NMF methods with the same procedures as above. For TF-IDF weighing, we apply our continuous model and compare the performance with NMF (Lee and Seung, 2001), ONMF (Kimura et al., 2015), and Semi-NMF (Ding et al., 2010). For binary weighing, we consider the comparison with logNMF (Tomé et al., 2015). We set the number of iterations for all methods to be 250. We show that our method of factorization has an advantage in classification performance compared to the other methods. The training models we considered in this study are LASSO (Tibshirani, 1996), Gradient Boosting Machine (Friedman, 2001) and Random Forest (Breiman, 2001) with  $H_2O$  implementation (The H2O.ai Team, 2017).

### 5.3.1 RESULTS FOR CLASSIFICATION OF TRIAGE NOTES

For this study, we considered the data set "Altered Level of Consciousness", with 4810 words and 5261 documents. The data set is balanced with 49.55% of the response being 1's and 50.45% being 0's. The results are given in the table below.

	LASSO	GBM	Random Forest
Demographics Only	28.18	26.91	27.27
Demographics & Bag of Words(tf-idf)	24.48	23.93	24.13
Demographics & Bag of Words(binary)	25.30	24.42	24.61

Table 5: Classification Error using Basic Machine Learning Models

K	Mean Residual	Orthogonal Residual	LASSO	GBM	Random Forest
<b>SONMF(Cont.)</b>					
10	0.1529	$6.3 \times 10^{-26}$	23.20	22.19	22.58
30	0.1480	$5.9 \times 10^{-24}$	22.68	21.74	21.97
50	0.1400	$7.7 \times 10^{-23}$	22.37	21.49	21.75
100	0.1270	$5.0 \times 10^{-22}$	22.21	21.80	22.33
<b>ONMF</b>					
10	0.1545	0.7827	23.84	22.54	22.86
30	0.1492	2.335	23.25	22.05	22.42
50	0.1422	4.750	22.77	21.91	22.24
100	0.1313	11.86	22.51	22.01	22.61
<b>Standard NMF</b>					
10	0.1534	N/A	23.95	22.58	22.81
30	0.1487	N/A	23.42	22.19	22.50
50	0.1416	N/A	22.90	21.99	22.27
100	0.1305	N/A	22.76	22.17	22.84
<b>Semi-NMF</b>					
10	0.1523	N/A	23.41	22.31	22.79
30	0.1476	N/A	22.95	22.09	22.35
50	0.1393	N/A	22.56	21.87	22.08
100	0.1262	N/A	22.32	22.05	22.51

Table 6: Classification Error based on Continuous NMF Methods and Basic Machine Learning Models. The demographic information of the patient has also been considered in the model fitting.

K	Mean Cost	Orthogonal Residual	LASSO	GBM	Random Forest
<b>SONMF(Binary)</b>					
10	0.0795	$7.3 \times 10^{-24}$	24.15	23.39	23.53
30	0.0515	$3.5 \times 10^{-22}$	23.06	22.85	23.02
50	0.0326	$6.6 \times 10^{-21}$	22.99	22.61	22.87
100	0.0101	$8.9 \times 10^{-20}$	23.08	22.83	23.18
<b>logNMF</b>					
10	0.0861	N/A	24.71	23.52	23.94
25	0.0705	N/A	23.61	23.05	23.36
50	0.0593	N/A	23.20	22.82	23.05
100	0.0432	N/A	23.48	23.14	23.59

Table 7: Classification Result based on Binary NMF Methods and Basic Machine Learning Models

Depending on the number of basis vectors, we observe that applying the factorization and projection has a 1 - 2.5% increase in performance compared to the bag-of-words model, with a slightly worse performance for the binary case due to binary weighing carrying less information. Comparing different models, we notice that the methods with orthogonal constraint have a slight improvement over the non-constrained ones, due to the fact that orthogonality gives a stronger indication of cluster representation. Since orthogonality implies linear independence, this further aids the performance of conventional machine learning models by eliminating the issue of multicollinearity during model-fitting. Furthermore, the SONMF and Semi-NMF both perform consistently better than their non-negative counterparts. This is perhaps due to the less confined parameter space allowed in  $\mathbf{F}$  in factorization, which results in a more accurate representation of the original data set.

On classification performance, the SONMF generally has an overall improvement of 0.3% – 1% over the other methods. For LASSO, the classification error decreases as the number of basis vectors increases, but at a diminishing return. For our model, the increase from  $K = 10$  to  $K = 30$  provides a 0.52 % decrease in classification error, but going from  $K = 50$  to  $K = 100$  will only decrease the error by 0.16 %. For the two ensemble methods, the best classification performance is when  $K = 50$ , while classification error increases when  $K = 100$ . From our experiment, having more than 100 basis vectors does not improve the classification performance, and thus should be avoided. Aside from over-fitting, the computation cost for factorizing such a large dimension bag-of-words matrix increases sharply as  $K$  increases.

### 5.3.2 INTERPRETATION OF WORD CLUSTERS

The basis vectors are interpreted as topics through a latent connection between the words and documents under a bag-of-words model. In this sense,  $\mathbf{F}$  represents the word-topic matrix whereas  $\mathbf{G}$  represents the document-topic matrix. Even though text-mining applications mostly consist of non-negative design matrices, it is common to normalize the elements in practice. Since a mixed value matrix corresponds to a larger parameter space, the approximation using NMF that allows mixed matrices is more accurate than its more restrictive non-negative counterparts. Furthermore, representing the loading of words through a linear combination of positive and negative terms leads to a rather different interpretation as opposed to the conventional by-parts representation that NMF provides. Positive loading of each word indicates that the word belongs to the cluster with positive strength, while a negative loading represents the distance of a word from a specific topic. Words with large positive values under a topic not only indicate that they are the most representative of this topic, but also imply that these words tend to appear together and are highly correlated with each other. On the other hand, words with small negative values indicate that these words deviate significantly from this topic, and can be viewed as from a separate cluster and acronyms of the positive words within the same column. This interpretation creates a bi-clustering structure within a topic, in contrast to the zero representation of words in the non-negative case.

Topic 1	Topic 2	Topic 3	Topic 4	Topic 5
confusion	etoh	question	staff	bgl
pain	alcohol	respond	care	mmol
loc	abuse	answer	dementia	gcs
confus	drug	speech	nurse	insulin
memory	use	slur	home	iddm

Table 8: Words with the **largest positive** value under first five components. Abbreviations: loc (loss of consciousness), etoh (ethanol alcohol), bgl (blood glucose level), gcs (glasglow coma scale), iddm (Insulin-Dependent Diabetes Mellitus).

Topic 1	Topic 2	Topic 3	Topic 4	Topic 5
wife	eye	episode	drug	head
husband	care	feel	friend	fall
event	level	weak	normal	hit
state	see	headache	seizure	fell
family	day	dizzy	unresponsive	spine

Table 9: Words with the **smallest negative** value under first five components

Table 8 and 9 represent the words that have the largest positive values and smallest negative values respectively in the same column. From the words in table 8, we can interpret topic 1 to be mainly on the syndrome of Altered Consciousness, topic 2 on the usage of alcohol and drugs, and topic 3 relating to the difficulty of speech. In contrast, the words from the first topic in Table 9 are associated with family and words from the second topic are related to vision. Although the words under the same topic in Table 8

and Table 9 are not opposite in meaning, they are obviously unrelated and can be interpreted as separate clusters.

## 6. Conclusion

In this paper, we proposed the semi-orthogonal non-negative matrix factorization (SONMF) as a new extension to the existing NMF methods, and provided a formulation for the continuous case and binary case respectively. Our model relaxes the non-negative constraint and adds an orthogonal constraint on  $\mathbf{F}$ , while retaining the non-negativity of  $\mathbf{G}$ . The proposed method guarantees the rank of  $\mathbf{F}$  through the factorization. Implementing the Cayley Transformation within our update scheme yields strict orthogonal solution, a vital property that is still missing in existing literature. Additionally, the relaxed parameter space provides a sub bi-clustering interpretation for text mining applications. For matrices with continuous entries, our model implements a hierarchical alternating least squares update scheme for  $\mathbf{G}$  and a line search algorithm along the Stiefel manifold for  $\mathbf{F}$  to preserve strict orthogonality. The strict orthogonality formulation  $\mathbf{F}^T \mathbf{F} = \mathbf{I}$  further simplifies the column-wise update scheme for updating  $\mathbf{G}$  to a matrix-wise non-negative least square update scheme. For binary matrices, our model applies a logistic regression formulation to approximate the underlying true probability matrix. Our model incorporates second order information to update  $\mathbf{G}$  and the line search algorithm to update  $\mathbf{F}$  as in the continuous case.

Through numerical experiments and real data, we have shown the competitiveness of our approach in factorization accuracy, the degree of orthogonality, rate of convergence, and classification accuracy. Additional work can be conducted in the future in terms of adding sparsity and smoothness to the model, as well as to address the over-fitting issue that is prevalent given a logistic regression formulation. Furthermore, a disadvantage of our model is the ad-hoc non-negative projection to preserve non-negativity. To investigate the theoretical convergence properties of SONMF, a new update scheme for  $\mathbf{G}$  which preserves non-negativity needs to be proposed.

## 7. Acknowledgments

This project is partly supported by NSF DMS - 1613190.

## References

- Charu C Aggarwal and Chandan K Reddy. *Data clustering: algorithms and applications*. CRC press, 2013.
- Charu C Aggarwal and ChengXiang Zhai. *Mining text data*. Springer Science & Business Media, 2012a.
- Charu C Aggarwal and ChengXiang Zhai. A survey of text clustering algorithms. In *Mining text data*, pages 77–128. Springer, 2012b.
- Ella Bingham, Ata Kabán, and Mikael Fortelius. The aspect bernoulli model: multiple causes of presences and absences. *Pattern Analysis and Applications*, 12(1):55–78, 2009.
- Christos Boutsidis and Efstratios Gallopoulos. Svd based initialization: A head start for nonnegative matrix factorization. *Pattern Recognition*, 41(4):1350–1362, 2008.
- Leo Breiman. Random forests. *Machine learning*, 45(1):5–32, 2001.
- Ioan Buciu and Ioannis Pitas. Application of non-negative and local non negative matrix factorization to facial expression recognition. In *Pattern Recognition, 2004. ICPR 2004. Proceedings of the 17th International Conference on*, volume 1, pages 288–291. IEEE, 2004.
- Andrzej Cichocki and Anh-Huy Phan. Fast local algorithms for large scale nonnegative matrix and tensor factorizations. *IEICE transactions on fundamentals of electronics, communications and computer sciences*, 92(3):708–721, 2009.

- Andrzej Cichocki, Rafal Zdunek, and Shun-ichi Amari. Hierarchical als algorithms for nonnegative matrix and 3d tensor factorization. In *International Conference on Independent Component Analysis and Signal Separation*, pages 169–176. Springer, 2007.
- Michael Collins, Sanjoy Dasgupta, and Robert E Schapire. A generalization of principal components analysis to the exponential family. In *Advances in neural information processing systems*, pages 617–624, 2002.
- Chris Ding, Xiaofeng He, and Horst D Simon. On the equivalence of nonnegative matrix factorization and spectral clustering. In *Proceedings of the 2005 SIAM International Conference on Data Mining*, pages 606–610. SIAM, 2005.
- Chris Ding, Tao Li, Wei Peng, and Haesun Park. Orthogonal nonnegative matrix t-factorizations for clustering. In *Proceedings of the 12th ACM SIGKDD international conference on Knowledge discovery and data mining*, pages 126–135. ACM, 2006.
- Chris HQ Ding, Tao Li, and Michael I Jordan. Convex and semi-nonnegative matrix factorizations. *IEEE transactions on pattern analysis and machine intelligence*, 32(1):45–55, 2010.
- Ingo Feinerer, Kurt Hornik, and David Meyer. Text mining infrastructure in r. *Journal of Statistical Software*, 25(5):1–54, March 2008. URL <http://www.jstatsoft.org/v25/i05/>.
- Jerome H Friedman. Greedy function approximation: a gradient boosting machine. *Annals of statistics*, pages 1189–1232, 2001.
- N. Gillis and A. Kumar. Exact and Heuristic Algorithms for Semi-Nonnegative Matrix Factorization. *ArXiv e-prints*, October 2014.
- Jian Han, Lixing Han, Michael Neumann, and Upendra Prasad. On the rate of convergence of the image space reconstruction algorithm. *Operators and matrices*, 3(1):41–58, 2009.
- Patrik O Hoyer. Non-negative matrix factorization with sparseness constraints. *Journal of machine learning research*, 5(Nov):1457–1469, 2004.
- Cho-Jui Hsieh and Inderjit S Dhillon. Fast coordinate descent methods with variable selection for non-negative matrix factorization. In *Proceedings of the 17th ACM SIGKDD international conference on Knowledge discovery and data mining*, pages 1064–1072. ACM, 2011.
- Ata Kaban, Ella Bingham, and Teemu Hirsimäki. Learning to read between the lines: The aspect bernoulli model. In *Proceedings of the 2004 SIAM International Conference on Data Mining*, pages 462–466. SIAM, 2004.
- Hyunsoo Kim and Haesun Park. Nonnegative matrix factorization based on alternating nonnegativity constrained least squares and active set method. *SIAM journal on matrix analysis and applications*, 30(2): 713–730, 2008a.
- Jingu Kim and Haesun Park. Sparse nonnegative matrix factorization for clustering. Technical report, Georgia Institute of Technology, 2008b.
- Jingu Kim, Yunlong He, and Haesun Park. Algorithms for nonnegative matrix and tensor factorizations: A unified view based on block coordinate descent framework. *Journal of Global Optimization*, 58(2):285–319, 2014.
- Keigo Kimura, Yuzuru Tanaka, and Mineichi Kudo. A fast hierarchical alternating least squares algorithm for orthogonal nonnegative matrix factorization. In Dinh Phung and Hang Li, editors, *Proceedings of the Sixth Asian Conference on Machine Learning*, volume 39 of *Proceedings of Machine Learning Research*, pages 129–141, Nha Trang City, Vietnam, 26–28 Nov 2015. PMLR. URL <http://proceedings.mlr.press/v39/kimura14.html>.

- Amy N Langville, Carl D Meyer, Russell Albright, James Cox, and David Duling. Initializations for the nonnegative matrix factorization. In *Proceedings of the twelfth ACM SIGKDD international conference on knowledge discovery and data mining*, pages 23–26. Citeseer, 2006.
- Amy N Langville, Carl D Meyer, Russell Albright, James Cox, and David Duling. Algorithms, initializations, and convergence for the nonnegative matrix factorization. *arXiv preprint arXiv:1407.7299*, 2014.
- Jacob Søgaard Larsen and Line Katrine Harder Clemmensen. Non-negative matrix factorization for binary data. In *Knowledge Discovery, Knowledge Engineering and Knowledge Management (IC3K), 2015 7th International Joint Conference on*, volume 1, pages 555–563. IEEE, 2015.
- Daniel D Lee and H Sebastian Seung. Learning the parts of objects by non-negative matrix factorization. *Nature*, 401(6755):788–791, 1999.
- Daniel D Lee and H Sebastian Seung. Algorithms for non-negative matrix factorization. In *Advances in neural information processing systems*, pages 556–562, 2001.
- Tao Li. A general model for clustering binary data. In *Proceedings of the eleventh ACM SIGKDD international conference on Knowledge discovery in data mining*, pages 188–197. ACM, 2005.
- Zhao Li, Xindong Wu, and Hong Peng. Nonnegative matrix factorization on orthogonal subspace. *Pattern Recognition Letters*, 31(9):905–911, 2010.
- Chih-Jen Lin. Projected gradient methods for nonnegative matrix factorization. *Neural computation*, 19(10):2756–2779, 2007.
- Edward Meeds, Zoubin Ghahramani, Radford M Neal, and Sam T Roweis. Modeling dyadic data with binary latent factors. In *Advances in neural information processing systems*, pages 977–984, 2007.
- Andri Mirzal. A convergent algorithm for orthogonal nonnegative matrix factorization. *Journal of Computational and Applied Mathematics*, 260:149–166, 2014.
- Pentti Paatero and Unto Tapper. Positive matrix factorization: A non-negative factor model with optimal utilization of error estimates of data values. *Environmetrics*, 5(2):111–126, 1994.
- V Paul Pauca, Farihal Shahnaz, Michael W Berry, and Robert J Plemmons. Text mining using non-negative matrix factorizations. In *Proceedings of the 2004 SIAM International Conference on Data Mining*, pages 452–456. SIAM, 2004.
- Hanli Qiao. New svd based initialization strategy for non-negative matrix factorization. *Pattern Recognition Letters*, 63:71–77, 2015.
- Gerard Salton, Anita Wong, and Chung-Shu Yang. A vector space model for automatic indexing. *Communications of the ACM*, 18(11):613–620, 1975.
- Reinhard Schachtner, Gerhard Poppel, and Elmar W Lang. A nonnegative blind source separation model for binary test data. *IEEE Transactions on Circuits and Systems I: Regular Papers*, 57(7):1439–1448, 2010.
- Andrew I Schein, Lawrence K Saul, and Lyle H Ungar. A generalized linear model for principal component analysis of binary data. In *AISTATS*, volume 3, page 10, 2003.
- Farihal Shahnaz, Michael W Berry, V Paul Pauca, and Robert J Plemmons. Document clustering using nonnegative matrix factorization. *Information Processing & Management*, 42(2):373–386, 2006.
- dum The H2O.ai Team. *h2o: R Interface for H2O*, 2017. URL <https://github.com/h2oai/h2o-3>. R package version 3.10.0.8.
- Robert Tibshirani. Regression shrinkage and selection via the lasso. *Journal of the Royal Statistical Society. Series B (Methodological)*, pages 267–288, 1996.

- Michael E Tipping and Christopher M Bishop. Probabilistic principal component analysis. *Journal of the Royal Statistical Society: Series B (Statistical Methodology)*, 61(3):611–622, 1999.
- AM Tomé, R Schachtner, V Vigneron, CG Puntonet, and EW Lang. A logistic non-negative matrix factorization approach to binary data sets. *Multidimensional Systems and Signal Processing*, 26(1):125–143, 2015.
- Michael E Wall, Andreas Rechtsteiner, and Luis M Rocha. Singular value decomposition and principal component analysis. In *A practical approach to microarray data analysis*, pages 91–109. Springer, 2003.
- Zaiwen Wen and Wotao Yin. A feasible method for optimization with orthogonality constraints. *Mathematical Programming*, 142(1-2):397–434, 2013.
- Wei Xu, Xin Liu, and Yihong Gong. Document clustering based on non-negative matrix factorization. In *Proceedings of the 26th annual international ACM SIGIR conference on Research and development in informaion retrieval*, pages 267–273. ACM, 2003.
- Yun Xue, Chong Sze Tong, Ying Chen, and Wen-Sheng Chen. Clustering-based initialization for non-negative matrix factorization. *Applied Mathematics and Computation*, 205(2):525–536, 2008.
- Jiho Yoo and Seungjin Choi. Orthogonal nonnegative matrix factorization: Multiplicative updates on stiefel manifolds. In *IDEAL*, pages 140–147. Springer, 2008.
- Zhong-Yuan Zhang, Tao Li, Chris Ding, Xian-Wen Ren, and Xiang-Sun Zhang. Binary matrix factorization for analyzing gene expression data. *Data Mining and Knowledge Discovery*, 20(1):28, 2010.
- Zhongyuan Zhang, Tao Li, Chris Ding, and Xiangsun Zhang. Binary matrix factorization with applications. In *Data Mining, 2007. ICDM 2007. Seventh IEEE International Conference on*, pages 391–400. IEEE, 2007.

## 8. Appendix

### 8.1 Initialization Study

In this section, we investigate the behavior and results of three proposed initialization methods. The simplest initialization method is to use a random initialization (Lee and Seung, 2001). This method is cheap and easy to compute, but usually does not provide a good first estimate for NMF algorithms (Langville et al., 2006). Moreover, generating a random orthonormal matrix requires additional computation and is also subjective to the intended rank of the factorization. Semi-NMF (Ding et al., 2010) initialize  $\mathbf{G}$  using K-means, where the columns of  $\mathbf{F}$  are taken as the cluster centroids of the columns of  $\mathbf{X}$ , and  $\mathbf{G}$  is the binary indicator matrix to which the constant 0.2 is added to prevent the zero-locking problem. We apply a gram-schmitz process to orthonormalize the columns of  $\mathbf{F}$ , thereby having a basis representation of the cluster centroids. SVD-based initialization methods has been shown to be effective in past literature (Langville et al., 2006; Boutsidis and Gallopoulos, 2008; Qiao, 2015). The main reason is because the SVD readily provides the best rank- $K$  approximation of any given matrix (Gillis and Kumar, 2014; Qiao, 2015). This initialization comes naturally for our model, as the matrix with the left singular vector  $\mathbf{U}$  is already orthonormal after taking the singular value decomposition of  $\mathbf{X}$ . Furthermore, the formulation of our model does not require the initialization of  $\mathbf{G}$ , since the update rule for  $\mathbf{G}$  given in (Eq. 4) is only dependent on  $\mathbf{X}$  and  $\mathbf{F}$ . Thus, we only need to initialize  $\mathbf{F}$ , which reduces the complexity of this problem. These three initializations are:

- *Random Initialization*: Generate random orthonormal  $\mathbf{F}^{(0)}$ .
- *K-means*: Initialize  $\mathbf{F}$  and  $\mathbf{G}$  the same way as Semi-NMF. Perform a QR decomposition on  $\mathbf{F}^{(0)}$ , i.e.  $\mathbf{F}^{(0)} = \mathbf{Q}^{(0)}\mathbf{R}^{(0)}$ . Then  $\mathbf{Q}^{(0)}$  is an orthonormal basis representation of the cluster centroids and our initialization for  $\mathbf{F}$ .
- *SVD*: Perform a singular value decomposition on  $\mathbf{X}$ , i.e.  $\mathbf{X} = \mathbf{U}\mathbf{D}\mathbf{V}^T$ . Let  $\mathbf{F}^{(0)}$  be the first  $K$  columns of  $\mathbf{U}$ , then  $\mathbf{F}^{(0)}$  is the rank- $K$  eigen-representation of  $\mathbf{X}$ .



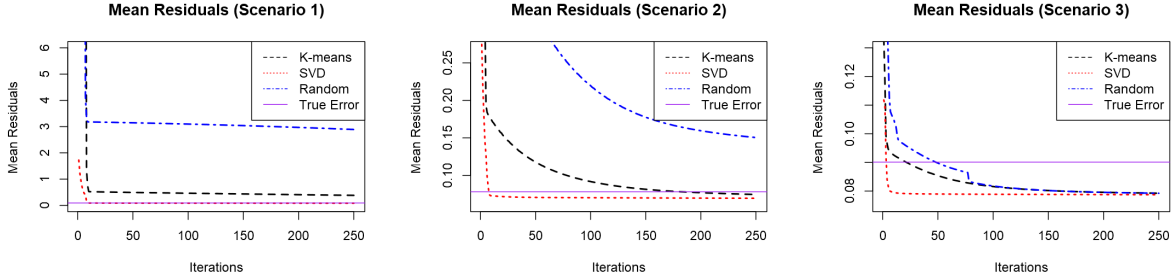


Figure 5: Figure 5: Convergence plots for normalized residual (Eq. 8) of SONMF under different matrix settings for 3 different initial values. From left to right: scenario (1), (2), and (3).

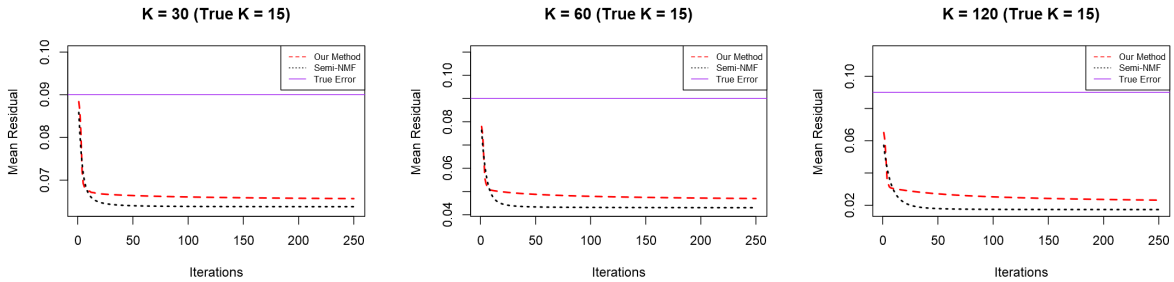


Figure 6: Figure 7: Convergence plots for mean residual (Eq. 8) under rank-deficient scenario, where the rank of factorization is 2, 4, and 8 times the size of the true rank.

$\mathbf{G}^{(0)}$  can be easily found by the truncated least square solution  $[\mathbf{X}^T \mathbf{F}^{(0)}]_+$ .

The data sets under consideration for the initialization study is the same as the setting we considered in section 5.1. The rank of the factorization here is  $K = 30$ . The results are averaged over 50 runs with 200 iterations for a single run.

The SVD-based initialization is clearly superior to the other two initialization methods in terms of the rate of convergence and the final factorization accuracy, with the solution reaching an optimal solution in around ten iterations. The K-means initialization comes second, while random initialization results in the worst performance. This reflects that our model is very sensitive to the initial value, as the orthogonality constraint restricts the solution path, and thus starting on a bad initial value traps the algorithm on a non-optimal solution path.

## 8.2 Rank-deficient Simulation for Continuous Case

We consider the case when the targeted rank of factorization is larger than the true rank of the underlying matrix of  $\mathbf{F}$  and  $\mathbf{G}$ . We primarily look at the extent of over-fitting when the estimated rank is greater than the true rank between SONMF and Semi-NMF. The scenario presented here is the scenario (3) from section 5.1. We construct  $\mathbf{X}$  the same way as described in section 5.1 where the true rank of  $\mathbf{F}$  and  $\mathbf{G}$  are 15. We then consider the targeted factorization rank of 30, 60 and 120 respectively.

Since the targeted factorization is larger than the true rank, the model is over-fitting, as shown by the greater distance between the mean residual and the true error. Consequently, the overall factorization accuracy is also much higher in this case. Our model converges at a faster and more consistent rate than the other models similar to the non-deficient case. The convergence behavior of the other three models has also improved, taking half as many iterations to converge for scenario (1) and (2). Our model is also less prone to over-fitting due to the extra orthogonality constraint compared to Semi-NMF. This can be seen from the

greater relative distance between the point of convergence and true error of the two considered models, as opposed to the minuscule difference shown in Figure 2.