

Event-triggering stabilization of real and complex linear systems with disturbances over digital channels

Mohammad Javad Khojasteh, Mojtaba Hedayatpour, Jorge Cortés, Massimo Franceschetti

Abstract—In the same way that subsequent pauses in spoken language are used to convey information, it is also possible to transmit information in communication systems not only by message content, but also with its timing. In this work, we consider an event-triggering strategy that exploits timing information by transmitting in a state-dependent fashion. We consider stabilization of a continuous-time, time-invariant, linear system over a digital communication channel with bounded delay and in the presence of bounded system disturbance. For small values of the delay, we show that exploiting timing information one can stabilize the system with any positive transmission rate. However, for delay values larger than a critical threshold, the timing information is not enough for stabilization and the sensor needs to increase the transmission rate. Compared to previous work, our results provide a novel necessary condition for scalar system subject to disturbances and a novel encoding-decoding scheme for complex systems, which can be readily applied to diagonalizable multivariate system with complex eigenvalues. Our results are illustrated in numerical simulation of several scenarios.

I. INTRODUCTION

An important aspect of a cyber-physical system [1] is the existence of a finite rate digital communication channel in feedback loop between sensor and controller. Data-rate theorems [2]–[10] quantify the effects of the digital communication channel in the feedback loop on stabilization. Event-triggering control [11]–[13] is also a key component in cyber-physical systems where the objective, in the context of communication, is to minimize the number of transmissions and at the same time ensuring that the control goal is achieved [14]–[16].

While the majority of communication systems transmit information by adjusting the signal amplitude, it is also possible to communicate information by adjusting the transmission time of a symbol [17], [18]. In a general framework [19] studied the fundamental limitation of using timing information for stabilization. Specifically, it possible to stabilize a plant using inherent information in the timing of the event. In fact, event-triggering control techniques encode information in the timing in a state-dependent fashion. In this context, a key observation made in [20] states that in absence of the delay in the communication process as well as absence of system disturbances and assuming the controller has knowledge of the triggering strategy, one can stabilize the

system with any positive rate of transmission. Our previous work [21] on systems without any disturbance quantifies the information contained in the timing of the triggering events as a function of the delay in the communication channel. For small values of delay in the communication channel, we show that exponential stability can be achieved with any positive transmission rate. However, as the delay increases to values larger than a critical threshold, the information implied from the triggering action itself may not stabilize the system and because of that, to ensure stability, the transmission rate must be increased. These results are compared with a time-triggered implementation subject to delay in [22]. Our previous work [23] on systems with disturbances derives a sufficient bit rate for stabilization of a scalar linear, time-invariant system subjected to bounded disturbance over a digital communication channel with bounded delay. In addition to the unknown delay, system disturbances increase the degree of uncertainty in the state estimation process as well. Therefore, to ensure stability, it is crucial to take these effects into account.

In this paper, we consider the notion of stability requiring the state is to be bounded past a fixed horizon in time. Our contributions are twofold. For scalar real systems, we derive a necessary condition on the information transmission rate that measures the average number of bits sent from the sensor to the controller. We show that for small values of delay and using only implicit information, stability can be achieved with an arbitrary positive transmission rate. However, as the delay increases, the information gets old and also corrupted by the system disturbances, therefore higher and higher communication rates are required to ensure stability. We also examine the gap between the necessary condition and the sufficient condition available in the literature. Our second contribution pertains the generalization of the sufficient condition to complex systems with complex open loop gain subject to disturbances. More precisely, we design an encoding-decoding scheme that, together with the proposed event-triggering strategy, rules out Zeno behavior and ensures that the norm of the state remains bounded as time grows. This result sets the basis for the generalization of event-triggered control strategies that meet the bounds on the information transmission rate for the stabilization of vector systems under disturbance and with any real open loop gain matrix. Finally, we numerically validate our result in a series of simulations. Proofs are omitted and will appear in full elsewhere.

M. J. Khojasteh and M. Franceschetti are with the Department of Electrical and Computer Engineering of University of California, San Diego. M. Hedayatpour is with the Faculty of Engineering & Applied Science, University of Regina, SK, Canada. J. Cortés is with the Department of Mechanical and Aerospace Engineering, University of California, San Diego. {mkhojasteh,massimo,cortes}@ucsd.edu, hedayatm@uregina.ca

Notation: Let \mathbb{R} , \mathbb{C} denote the set of real and complex numbers, respectively. We let \log and \ln denote the logarithm with bases 2 and e , respectively. We denote by $|\cdot|$ and $\|\cdot\|$ the absolute value of a real number and the norm of a complex number, respectively. Also, any $Q \in \mathbb{C}$ can be written as $Q = \text{Re}(Q) + i \text{Im}(Q)$ or $Q = \|Q\|e^{i\phi_Q}$, and for any $y \in \mathbb{R}$ we have $\|e^{Qy}\| = e^{\text{Re}(Q)y}$. We denote by $\lfloor x \rfloor$ and $\lceil x \rceil$ the greatest integer less than or equal to x and the smallest integer greater than or equal to x , resp. Also, m denotes the Lebesgue measure.

II. PROBLEM FORMULATION

We consider a networked control system consisting of a plant, sensor, communication channel and controller, cf. Figure 1. The plant is described by a scalar, continuous-time,

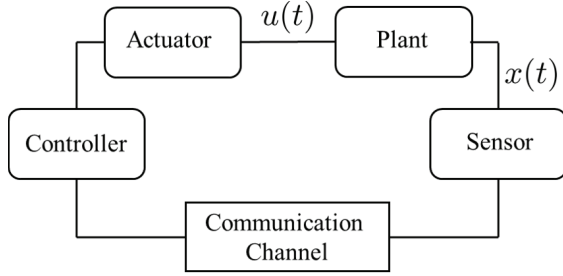


Fig. 1. System model.

linear time-invariant model as

$$\dot{x} = Ax(t) + Bu(t) + w(t), \quad (1)$$

where $x(t) \in \mathbb{R}$ is the state, $u(t) \in \mathbb{R}$ is control input and $t \in [0, \infty)$. Also, $w(t) \in \mathbb{R}$ represents system disturbance and it is upper bounded as

$$|w(t)| \leq M,$$

where $M \in \mathbb{R}$ is positive. Also, in (1), $A \in \mathbb{R}$ is positive (since we are only interested in unstable systems), $B \in \mathbb{R}$, and $|x(0)| \leq L$, where $L \in \mathbb{R}$ is nonnegative. We assume the measurements at sensor are exact, there is no delay in the control action and it is done with infinite precision. However, these measurements are transmitted to the controller over a communication channel subject to finite data rate and bounded unknown delay.

The sequence of triggering times where the sensor transmits a packet of length $g(t_s^k)$ bits is represented by $\{t_s^k\}_{k \in \mathbb{N}}$. This packet is delivered to the controller without error and entirely but with unknown upper bounded delay described as follows. Let $\{t_c^k\}_{k \in \mathbb{N}}$ be the sequence of times where the controller receives the packet transmitted at time $\{t_s^k\}_{k \in \mathbb{N}}$ and decodes it, then we have

$$\Delta_k = t_c^k - t_s^k \leq \gamma, \quad (2)$$

with Δ_k being the k^{th} communication delay, and γ be a non-negative real number. Also, for all $k \geq 1$, we define the k^{th} triggering interval as

$$\Delta'_k = t_s^{k+1} - t_s^k.$$

From this point on, when referring to a generic triggering or reception time, for convenience we skip the super-script k in t_r^k and t_c^k , and sub-script k in Δ_k .

We denote by $b_c(t)$ the number of bits that controller received until time t , and we define *information access rate* as

$$R_c = \limsup_{t \rightarrow \infty} \frac{b_c(t)}{t}.$$

In this setting, the data-rate theorem, cf. [4, Theorem 1], states that, if $R_c < A/\ln 2$, the value of the state in (1) becomes unbounded as $t \rightarrow \infty$ (the result is stated for systems without disturbances, but it can readily be generalized to the case with $w(t) \neq 0$). The number of bits transmitted by the sensor, up to time t is represented by $b_s(t)$ and the *information transmission rate* is defined as follows:

$$R_s = \limsup_{t \rightarrow \infty} \frac{b_s(t)}{t}.$$

As the sensor transmits $g(t_s)$ bits of information at each triggering interval, we can write

$$R_s = \limsup_{N \rightarrow \infty} \frac{\sum_{k=1}^N g(t_s^k)}{\sum_{k=1}^N \Delta'_k}.$$

We also represent the estimated state at the controller by \hat{x} which evolves at each inter-reception interval as follows:

$$\hat{x}(t) = A\hat{x}(t) + Bu(t), \quad t \in [t_c^k, t_c^{k+1}], \quad (3)$$

starting from $\hat{x}(t_c^{k+1})$ with $\hat{x}(0) = \hat{x}_0$.

We assume that the sensor has causal knowledge of the time of each control action to make sure it can compute $\hat{x}(t)$ for all time t . This is equivalent to establishing an instantaneous acknowledgement link between the sensor and actuator using the control input, as in [24], [25]. For instance, this can be implemented in our system by monitoring the actuator output, provided it changes at each reception time. Assuming the sensor has only access to the system state, a narrowband signal can be used in the control input for exciting a specific frequency of the state to inform the sensor about the exact time of each control action by the actuator. That being said, we define the *state estimation error* as

$$z(t) = x(t) - \hat{x}(t), \quad (4)$$

where $z(0) = x(0) - \hat{x}_0$. We rely on this error to determine when a triggering event occurs in our controller design, as explained next.

A. Event-triggered control design

Here we describe a class of event-triggered control strategies to determine the sequence of triggering times so that the system (1) is stabilized. Suppose an event is triggered when

$$|z(t)| = J, \quad (5)$$

where $J \in \mathbb{R}$ is positive. Assuming the controller knows the triggering time t_s , we can write $x(t_s) = \pm J + \hat{x}(t_s)$. Therefore, at every triggering event, the transmission of only

a single bit is required to compute the exact value of $x(t_s)$. However, due to having an unknown delay bounded by γ in the communication channel, the controller does not have perfect knowledge of time t_s , and as a consequence it may not be able to compute the exact value of $x(t_s)$ by receiving a single bit.

We define $\bar{z}(t_c)$ as an estimated version of $z(t_c)$ reconstructed by the controller knowing $|z(t_s)| = J$, the upper bound in (2) and the packet received through the communication channel. Based on this, one can formulate a procedure, that we term *jump strategy*, to update the estimate of the state maintained by the controller.

$$\hat{x}(t_c^+) = \bar{z}(t_c) + \hat{x}(t_c). \quad (6)$$

Also, we can write

$$|z(t_c^+)| = |x(t_c) - \hat{x}(t_c^+)| = |z(t_c) - \bar{z}(t_c)|.$$

In addition, the packet size $g(t_s)$ is calculated at the sensor and is to be large enough such that the following constraint

$$|z(t_c^+)| = |z(t_c) - \bar{z}(t_c)| \leq \rho_0 J, \quad (7)$$

is satisfied for all possible $t_c \in [t_s, t_s + \gamma]$, where $0 < \rho_0 < 1$ is a constant design parameter. Under this design, the frequency with which transmission events are triggered is captured by the triggering rate

$$R_{tr} = \limsup_{N \rightarrow \infty} \frac{N}{\sum_{k=1}^N \Delta_k}. \quad (8)$$

The event-triggered control scheme described above does not exhibit ‘‘Zeno behavior’’ (an infinite amount of triggering events in a finite-time interval). In fact, under the above assumptions one can establish [23] the following upper bound on the triggering rate

$$R_{tr} \leq \frac{A}{\ln\left(\frac{J + \frac{M}{A}}{\rho_0 J + \frac{M}{A}}\right)}. \quad (9)$$

Moreover, under the encoding-decoding scheme proposed in in [23], the sensor can calculate $\hat{x}(t)$ at each time t provided that it has causal knowledge of the delay.

III. NECESSARY CONDITION ON TRANSMISSION RATE

This section presents a necessary condition on the information transmission rate to ensure (7) for all $k \in \mathbb{N}$ which is required for stabilizing the system (1) under the event-triggering strategy described in Subsection II-A. We found a lower bound on the information transmission rate R_S by finding lower bounds on the packet size $g(t_s)$ and the triggering rate R_{tr} .

From (4), for all inter-reception times we have $\dot{z}(t) = Az(t) + w(t)$. Thus,

$$z(t_c) = e^{A(t_c - t_s)} z(t_s) + \int_{t_s}^{t_c} e^{A(t_c - \tau)} w(\tau) d\tau. \quad (10)$$

For finding a lower bound on the number of bits transmitted at each triggering event, using (10) we define the uncertainty set of the sensor about the estimation error at the controller

$z(t_c)$, given t_s as follows

$$\begin{aligned} \Omega(z(t_c)|t_s) &= \{y : y = \pm J e^{A(t_c - t_s)} + \\ &\int_{t_s}^{t_c} e^{A(t_c - \tau)} w(\tau) d\tau, \\ &t_c \in [t_s, t_s + \gamma], |w(\tau)| \leq M \text{ for } \tau \in [t_s, t_c]\}. \end{aligned}$$

Additionally, we define the uncertainty of the controller about $z(t_c)$, given t_c , as follows

$$\begin{aligned} \Omega(z(t_c)|t_c) &= \{y : y = \pm J e^{A(t_c - t_r)} + \\ &\int_{t_r}^{t_c} e^{A(t_c - \tau)} w(\tau) d\tau, \\ &t_r \in [t_c - \gamma, t_c], |w(\tau)| \leq M \text{ for } \tau \in [t_r, t_c]\}. \end{aligned}$$

The following result characterizes the above uncertainty sets.

Lemma 1: Consider the plant-sensor-channel-controller model described in Section II, with plant dynamics (1), estimator dynamics (3), triggering strategy (5), and jump strategy (6). Moreover, assume $M \leq AJ$. Then

$$\begin{aligned} \Omega(z(t_c)|t_s) &= \Omega(z(t_c)|t_c) \\ &= [-J e^{A\gamma} - (M/A)(e^{A\gamma} - 1), -J] \\ &\cup [J, J e^{A\gamma} + (M/A)(e^{A\gamma} - 1)], \end{aligned}$$

and

$$\begin{aligned} m(\Omega(z(t_c)|t_s)) &= m(\Omega(z(t_c)|t_c)) \\ &= 2(M/A + J)(e^{A\gamma} - 1). \end{aligned}$$

Using Lemma 1, we find a lower bound on the packet size $g(t_s)$ as follows.

Lemma 2: Under the assumptions of Lemma 1, if (7) holds for all $k \in \mathbb{N}$, then the packet size at every triggering event must satisfy

$$g(t_s^k) \geq \max \left\{ 0, \log \frac{\left(\frac{M}{AJ} + 1\right)(e^{A\gamma} - 1)}{\rho_0} \right\}. \quad (11)$$

Now that we found a lower bound on the packet size $g(t_s)$, for deriving the necessary condition, we also want to develop a lower bound on the triggering rate which holds for a realization of the delay, initial condition and process disturbance. To obtain this lower bound on the triggering rate, it is required to limit the collection of permissible quantization policies. Without such a restriction, a packet may carry an infinite amount of information which may bring the state estimation error arbitrarily close to zero at all reception times for all delay and disturbance values, resulting in an arbitrarily close to zero triggering rate. Ensuring (7) at each triggering time is equivalent to dividing the uncertainty set at the controller $\Omega(z(t_c)|t_c)$ by quantization cells of measure of at most $2\rho_0 J$. We only consider quantization policies that use the minimum possible number of bits to ensure (7) as follows.

Assumption 1: We assume at each triggering time the sensor transmits the smallest possible packet size to ensure (7) at each reception time for all initial conditions and

all possible realizations of the delay and process disturbance (more precisely, the sensor brings the uncertainty about $z(t_c)$ at the controller, down to a quantization cell of measure at most $2\rho_0 J$). Moreover, in our encoding-decoding scheme, we choose the center of each quantization cell as $\bar{z}(t_c)$.

In the next result, we show there exists a delay realization so that the sensor can only shrink the estimation error for the controller to at most half of the largest value $\rho_0 J$ needed by (7).

Lemma 3: Under the assumptions of Lemma 1, if (7) holds for all $k \in \mathbb{N}$ and with Assumption 1 in place, there exists a delay realization $\{\Delta_k \leq \beta_M\}_{k \in \mathbb{N}}$, where

$$\beta_M = \frac{1}{A} \ln \left(1 + \frac{2\rho_0}{1 + \frac{M}{AJ}} \right), \quad (12)$$

initial condition, and process disturbance such that

$$|z(t_c^{k+})| = |z(t_c^k) - \bar{z}(t_c^k)| \geq \frac{\rho_0 J}{2}. \quad (13)$$

Now using (13), in the following, we find a lower bound on the triggering rate.

Lemma 4: Consider the plant-sensor-channel-controller model with plant dynamics (1), estimator dynamics (3), triggering strategy (5), and jump strategy (6). If (7) holds for all $k \in \mathbb{N}$ with Assumption 1 in place on the allowed quantization policy, there exists a delay realization $\{\Delta_k\}_{k \in \mathbb{N}}$, a disturbance realization, and an initial condition such that

$$R_{tr} \geq \frac{1}{\frac{1}{A} \ln \left(\left(1 + \frac{2\rho_0}{1 + \frac{M}{AJ}} \right) \frac{J + \frac{M}{A}}{\frac{1}{2}\rho_0 J + \frac{M}{A}} \right)}.$$

The following result, which states a lower bound on the information transmission rate, follows by combining Lemmas 2 and 4.

Theorem 1: Under the assumptions of Lemma 1, if (7) holds for all $k \in \mathbb{N}$ with Assumption 1 in place, then there exists a delay realization $\{\Delta_k\}_{k \in \mathbb{N}}$, a disturbance realization, and an initial condition such that

$$R_s \geq \frac{\max \left\{ 0, \log \frac{(\frac{M}{AJ} + 1)(e^{A\gamma} - 1)}{\rho_0} \right\}}{\frac{1}{A} \ln \left(\left(1 + \frac{2\rho_0}{1 + \frac{M}{AJ}} \right) \frac{J + \frac{M}{A}}{\frac{1}{2}\rho_0 J + \frac{M}{A}} \right)}. \quad (14)$$

Remark 1: In our previous work [23], we have proposed an encoding-decoding and control scheme and shown that, if $J > \frac{M}{A\rho_0}(e^{A\gamma} - 1)$ and $|z(0)| \leq J$, the information transmission rate

$$R_s \geq \frac{A}{\ln \left(\frac{J + \frac{M}{A}}{\rho_0 J + \frac{M}{A}} \right)} \max \left\{ 0, 1 + \log \frac{Ab\gamma}{\ln \left(1 + \frac{\rho_0 - (M/JA)(e^{A\gamma} - 1)}{e^{A\gamma}} \right)} \right\}.$$

is sufficient to ensure $|x(t)|$ remains bounded as t goes to infinity for all delay and process noise realizations. Figure 2 compares this sufficient bound with the necessary information transmission rate (14). One can observe a gap between both, which we attribute to the fact that, while the necessary condition employs quantization policies with

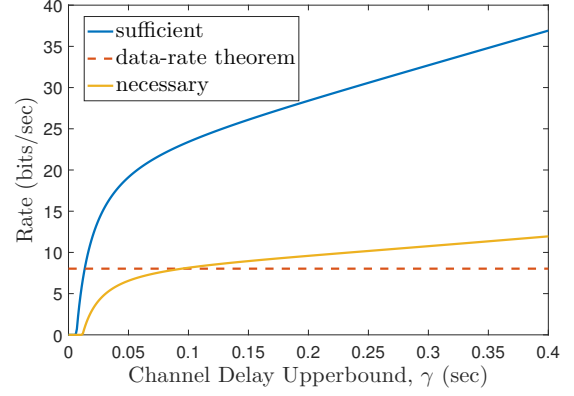


Fig. 2. Illustration of sufficient and necessary transmission rates as functions of γ . In this example: $A = 5.5651$, $\rho_0 = 0.1$, $b = 1.0001$, $M = 0.4$, and $J = \frac{M}{A\rho_0}(e^{A\gamma} - 1) + 0.1$. Here that rate dictated by data-rate theorem is $A/\ln 2 = 8.02874$. Notice that the smallest possible value of J is 0.1, and $M \leq 0.1A$, consequently the condition $M \leq AJ$ which is one of the assumptions of the necessary condition is valid.

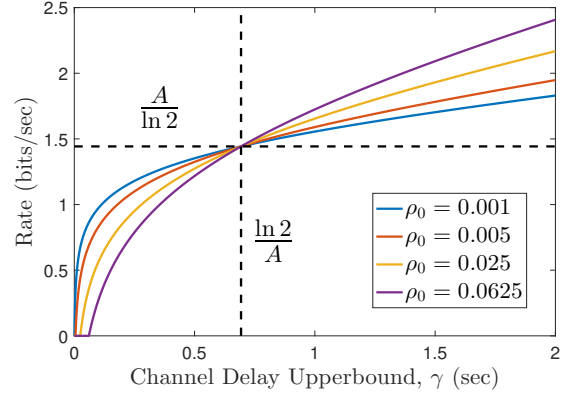


Fig. 3. Phase transition behavior in (17) for different values of ρ_0 . The graphs are valid for any generic system. In this example: $A = 1$, $\frac{\ln 2}{A} = 0.6931$ and $\frac{A}{\ln 2} = 1.4427$.

the minimum possible packet size, the encoding-decoding scheme proposed in [23] does not generally satisfy this assumption. •

Remark 2: By putting $M = 0$ in (11), if (7) holds for all $k \in \mathbb{N}$, then the packet size at every triggering event should be lower bounded as follows:

$$g(t_s^k) \geq \max \left\{ 0, \log \frac{e^{A\gamma} - 1}{\rho_0} \right\}.$$

In addition, when $M = 0$ it follows from (9) that

$$R_{tr} \leq \frac{A}{-\ln \rho_0}, \quad (15)$$

and it follows from Lemma 4 that there exists a delay realization $\{\Delta_k\}_{k \in \mathbb{N}}$ and an initial condition such that

$$R_{tr} \geq \frac{A}{\ln 2 + \ln(1/\rho_0 + 2)}. \quad (16)$$

When $\rho_0 \ll 1/2$, we can neglect the value of 2 added to $1/\rho_0$ inside the logarithm in the lower bound of (16), as

well as $\ln 2$, and from (15) and (16) we deduce

$$R_{tr} \approx \frac{A}{-\ln \rho_0}.$$

Therefore, the information transmission rate R_s can be approximated as

$$R_s \geq \frac{A}{\ln 2} \max \left\{ 0, 1 + \frac{\log(e^{A\gamma} - 1)}{-\log \rho_0} \right\}. \quad (17)$$

Figure 3 illustrates the approximated necessary condition in (17) for different values of ρ_0 . Interestingly, (17) shows a similar phase transition behavior to the one discovered in [21] in the absence of disturbances. In particular, at the delay $\gamma = \ln 2/A$, the rate $A/\ln 2$ dictated by the classical version of the data-rate theorem [2] is retrieved.

The exponential triggering function in [21] leads to a mismatch between the uncertainties at the controller and at the sensor in the state estimation error (cf. Lemma 1 of [21]). As a consequence, as opposed to the triggering scheme in (5), which does not impose exponential convergence guarantees, the smallest possible packet size is not known for the triggering strategy in [21]. Therefore, in [21] instead of restricting permissible quantization policies to cases where sensor transmits the smallest possible packet size, a condition similar to (13) is assumed on a class of allowable quantization policies. •

IV. EXTENSION TO COMPLEX LINEAR SYSTEMS

In this section, we generalize our investigation on exploiting timing information in event-triggering to complex linear systems with disturbances. The results presented here can be readily applied to multivariate linear systems with disturbance and diagonalizable open loop gain matrix (possibly, with complex eigenvalues). This corresponds to handling the n -dimensional system on the Euclidean space as n scalar (and possibly complex) systems.

We consider a plant, sensor, communication channel and controller described by the following continuous linear time-invariant system

$$\dot{x} = Ax(t) + Bu(t) + w(t), \quad (18)$$

where the plant state $x(t)$ and control input $u(t)$ are complex numbers for $t \in [0, \infty)$. Here $w(t) \in \mathbb{C}$ represents a system disturbance, which is upper bounded as

$$\|w(t)\| \leq M, \quad (19)$$

where $M \in \mathbb{R}$ is nonnegative. Here, $A \in \mathbb{C}$ with $\text{Re}(A) \geq 0$ (since we are only interested in unstable systems), $B \in \mathbb{C}$, and

$$\|x(0)\| < L, \quad (20)$$

where $L \in \mathbb{R}$ is nonnegative. The model for the communication channel is the same as that in Section II, with unknown upper bounded delay (2).

In order to establish a common ground to compare with the information transmission rate later, we state the gener-

alization of the classical data-rate theorem for the complex system (18).

Theorem 2: Consider the plant-sensor-channel-controller model with plant dynamics (18). If $x(t)$ remains bounded as t approaches infinity then

$$R_c \geq \frac{2 \text{Re}(A)}{\ln 2}. \quad (21)$$

A. Event-triggered control for complex linear system

The estimate of the state represented by \hat{x} evolves according to the dynamics (3) along the inter-reception time intervals starting from $\hat{x}(t_c^+)$ with initial condition $\hat{x}(0) = \hat{x}_0$. We use the *state estimation error* defined as (4) with its initial condition as $z(0) = x(0) - \hat{x}_0$. Each triggering event happens when

$$\|z(t_s)\| = J, \quad (22)$$

where the packet $p(t_s)$ of size $g(t_s)$ is transmitted from the sensor to the controller. The packet $p(t_s)$ consists of the quantized version of phase of $z(t_s)$ which we denote by $\phi_{q(z(t_s))}$ and a quantized version of the triggering time t_s . By (22) we have

$$z(t_s) = J e^{i\phi_{z(t_s)}},$$

consequently, using $\phi_{q(z(t_s))}$ a quantized version of $z(t_s)$ denoted by $q(z(t_s))$ at controller is constructed as follows

$$q(z(t_s)) = J e^{i\phi_{q(z(t_s))}}.$$

Additionally, using the bound in (2) and the packet at the controller, the quantized version of t_s is reconstructed and denoted by $q(t_s)$. Consequently, at controller $z(t_c)$ can be estimated as follows

$$\bar{z}(t_c) = e^{A(t_c - q(t_s))} q(z(t_s)). \quad (23)$$

Also, we use jump strategy (6) to update the value of $\hat{x}(t_c^+)$. Then we can write

$$\|z(t_c^+)\| = \|x(t_c) - \hat{x}(t_c^+)\| = \|z(t_c) - \bar{z}(t_c)\|.$$

At the sensor, the packet size $g(t_s)$ is chosen to be large enough such that the following equation for all $t_c \in [t_s, t_s + \gamma]$ is satisfied.

$$\|z(t_c^+)\| = \|z(t_c) - \bar{z}(t_c)\| \leq \rho_0 J, \quad (24)$$

where $0 < \rho_0 < 1$ and is considered as a design parameter. A typical realization of $z(t)$ under the proposed event-triggering strategy before and after one triggering is represented in Figure 4.

B. Design of quantization policy

We devote the first λ bits of the packet $p(t_s)$ for quantizing the phase of $z(t_s)$. The proposed encoding algorithm, uniformly quantizes the circle to 2^λ pieces of $2\pi/2^\lambda$ radians. After reception, the decoder finds the right phase quantization cell and selects its center point as $\phi_{q(z(t_s))}$. By letting

$$\omega = \phi_{z(t_s)} - \phi_{q(z(t_s))},$$

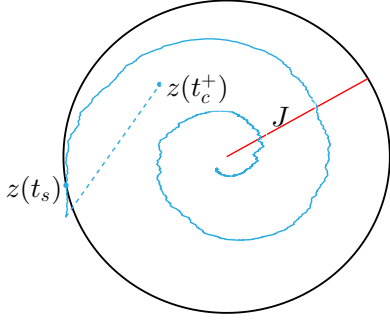


Fig. 4. The blue graph represents evolution of the state estimation error in time before and after a triggering event. The trajectory starts with an initial state inside a circle of radius J , and continues in a disturbed fashion along a spiral trajectory (due to the imaginary part of A) until it hits the triggering threshold radius J , then it jumps back inside the circle after the update according to (23). The overshoot from the circle observed in the trajectory is due to the unknown delay in the communication channel. In this example, $A = 0.3 + 2i$, $B = 0.2$, $u(t) = -8\hat{x}(t)$, $M = 0.05$, $\gamma = 0.2$ sec, $\rho_0 = 0.9$ and $J = 0.0173$.

as depicted in Figure 5, we can deduce the following:

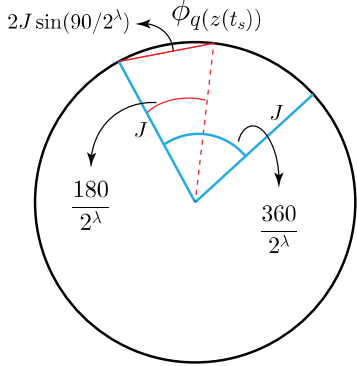


Fig. 5. Estimation of phase angle after triggering event and transmission of λ bits.

$$|\omega| \leq \frac{\pi}{2^\lambda}. \quad (25)$$

Furthermore, we use the encoding scheme proposed in [21] to append a quantized version of triggering time t_s of length $g(t_s) - \lambda$ to the packet $p(t_s)$. As shown in Figure 6, to determine the time interval of the triggering event, we break the positive time line into intervals of length $b\gamma$. At the controller, after receiving the packet at t_c , t_s could fall anywhere between $t_c - \gamma$ and t_c . Also, after breaking the positive time line into intervals, t_s falls into $[jb\gamma, (j+1)b\gamma]$ or $[(j+1)b\gamma, (j+2)b\gamma]$ with j being a natural number. Therefore, we use the $(\lambda+1)^{th}$ bit of the packet to determine the correct interval of t_s . This bit is zero if the nearest integer less than or equal to the beginning number of the interval is an even number and is 1 otherwise. This can be written mathematically as $p(t_s)[\lambda+1] = \text{mod}(\lfloor \frac{t_s}{b\gamma} \rfloor, 2)$. For the remaining bits of the packet, the encoder breaks the interval containing t_s into $2^{g(t_s)-\lambda-1}$ equal sub-intervals. Once the

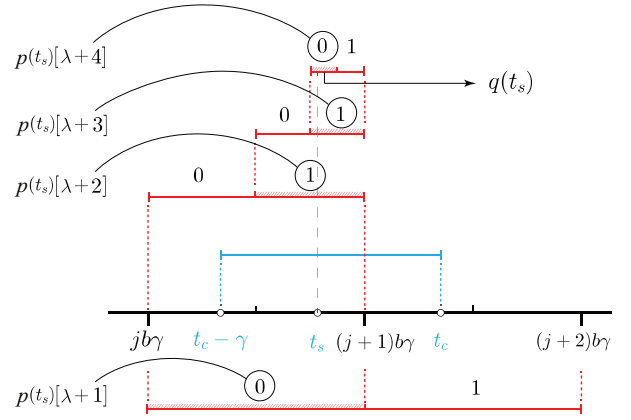


Fig. 6. Quantization of the triggering time t_s .

packet is complete, it is transmitted to the controller where it is decoded and the center point of the smallest sub-interval is selected as the best estimate of t_s . Therefore, we have

$$|t_s - q(t_s)| \leq \frac{b\gamma}{2^{g(t_s)-\lambda}}. \quad (26)$$

C. Sufficient information transmission rate

Here, we rely on the quantization policy designed above to establish a sufficient bound on the information transmission rate that ensures that the system state remains bounded as time grows. We start by showing that we can achieve (24) with the quantization policy.

Theorem 3: Consider the plant-sensor-channel-controller model with plant dynamics (18), estimator dynamics (3), triggering strategy (22), and jump strategy (6). If the controller has enough information about $x(0)$ such that state estimation error satisfies $\|z(0)\| < J$, then the quantization policy designed above achieves (24) for all $k \in \mathbb{N}$ with packet size lower bounded as

$$g(t_s) \geq \max \left\{ 0, \lambda + \log \frac{\text{Re}(A)b\gamma}{\ln \left(\frac{1 + e^{-\text{Re}(A)\gamma} (\rho_0 - \frac{M}{\text{Re}(A)J} (e^{\text{Re}(A)\gamma} - 1))}{2 \sin(\pi/2^{\lambda+1}) + 1} \right)} \right\}, \quad (27)$$

provided $\text{Im}(A) \ll \text{Re}(A)^1$, $b > 1$,

$$\rho_0 \geq \frac{M}{\text{Re}(A)J} (e^{\text{Re}(A)\gamma} - 1) + e^{\text{Re}(A)\gamma} 2 \sin(\pi/2^{\lambda+1}), \quad (28)$$

$$J \geq \frac{M}{\text{Re}(A)\chi} (e^{\text{Re}(A)\gamma} - 1), \quad (29)$$

and

$$\lambda > \log \left(\frac{\pi}{\arcsin \left(\frac{1-\chi}{2e^{\text{Re}(A)\gamma}} \right)} \right) - 1, \quad (30)$$

where $0 < \chi < 1$.

Next we show that, using our encoding-decoding scheme, if the sensor has a causal knowledge of the delay in the

¹ $\text{Im}(A) \ll \text{Re}(A)$ means $\text{Im}(A)$ is much less than $\text{Re}(A)$.

communication channel, it can calculate the state estimation for all time.

Proposition 1: Consider the plant-sensor-channel-controller model with plant dynamics (18), estimator dynamics (3), triggering strategy (22), and jump strategy (6). Using (23) and the quantization policy depicted in Figure 5 and 6, if the sensor has causal knowledge of the delay in the communication channel, then it can calculate $\hat{x}(t)$ for all time t .

We continue by showing that our event-triggered scheme does not suffer from Zeno behavior.

Lemma 5: Consider the plant-sensor-channel-controller model with plant dynamics (18), estimator dynamics (3), triggering strategy (22), and jump strategy (6). If the packet size satisfies (24) for all $k \in \mathbb{N}$, then for all $k \in \mathbb{N}$, we have

$$t_s^{k+1} - t_s^k \geq \frac{1}{\text{Re}(A)} \ln \left(\frac{J + \frac{M}{\text{Re}(A)}}{\rho_0 J + \frac{M}{\text{Re}(A)}} \right).$$

By Lemma 5 we deduce the triggering rate is upper bounded as follows

$$R_{tr} \leq \frac{\text{Re}(A)}{\ln \left(\frac{J + \frac{M}{\text{Re}(A)}}{\rho_0 J + \frac{M}{\text{Re}(A)}} \right)}$$

which is valid for all realization of the process disturbance, initial conditions, and delay. Combining this bound with Theorem 3, we obtain the following result.

Corollary 1: Under the assumption of Theorem 3, there exists a quantization policy that achieves (24) for all $k \in \mathbb{N}$ and for all delays and process disturbance realizations with an information transmission rate

$$R_s \geq \frac{\text{Re}(A)}{\ln \left(\frac{J + \frac{M}{\text{Re}(A)}}{\rho_0 J + \frac{M}{\text{Re}(A)}} \right)} g', \quad (31)$$

where g' is the lower bound in (27), provided $\text{Im}(A) \ll \text{Re}(A)$, $b > 1$, (28), (29), and (30).

Figure 7 shows the sufficient information transmission rate (31) as a function of the channel delay upper bound γ . One can observe that for small value of the delay, the sufficient information transmission rate is smaller than the rate required by the extension of the data-rate result in Theorem 2. As the worst-case delay increases, the sufficient information transmission rate increases accordingly.

As a by-product of the above discussion, we can guarantee the boundedness of the system state for all sufficiently large time t , as stated in the following result.

Theorem 4: Under the assumption of Theorem 3, when the pair (A, B) is stabilizable, then there exist an encoding-decoding scheme, a controller, and a time T_0 and a real number κ such that, $\|x(t)\| \leq \kappa$ for all $t \geq T_0$, provided that information transmission rate is lower bounded by (31).

Remark 3: Our previous work [21] extends the results on event-triggered control for systems without disturbance from the scalar to the vector case, but is limited to systems with real eigenvalues of the open loop gain matrix. Our discussion

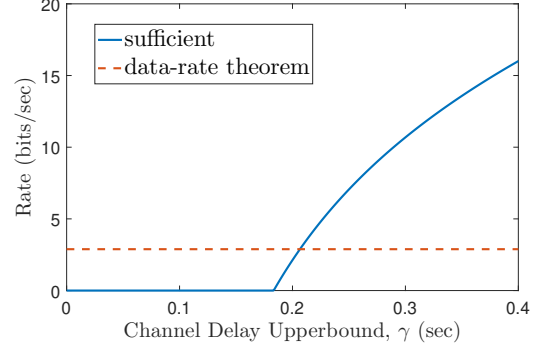


Fig. 7. Sufficient transmission rate as a functions of channel delay upper bound γ . We assume $A = 1 + i$, $B = 0.5$, $M = 0.1$, $\rho_0 = 0.9$ and $b = 1.0001$. Also $\lambda = \log \left(\frac{\pi}{2 \arcsin(\frac{7}{8})} e^{\text{Re}(A)\gamma} \right)$ and $J = \frac{8M}{\text{Re}(A)} \left(e^{\text{Re}(A)\gamma} - 1 \right) + 0.002$. In this case, the rate dictated by data-rate theorem is $2 \text{Re}(A) / \ln 2 = 2.885$.

for complex systems here sets the basis for generalizing this result to systems subject to disturbance and for any real open loop gain matrix (not necessarily with real eigenvalues). •

V. SIMULATION RESULTS

This section presents simulation results for stabilization of a complex linear time-invariant system with disturbance. Although the results are stated for continuous systems, all the simulations are done in a digital environment by sampling the continuous system at a very high frequency such that the resulting approximate system is close enough to the continuous system. We choose the sampling time $\delta' = 0.002$ second. Here the minimum upper bound for the channel delay will be equal to one sampling time.

We consider the state and state estimation as defined in (18) and (3) where $A = 2 + 0.5i$, $B = 0.5$, and the control input is chosen as $u(t) = -8\hat{x}(t)$. Using (29), triggering radius J (22) can be found as follows:

$$J = \frac{8M(e^{\text{Re}(A)\gamma} - 1)}{\text{Re}(A)} + \delta',$$

Also, to quantize the phase, using (30) we calculate λ as follows:

$$\lambda = \left\lceil \log \left(\frac{\pi}{\arcsin \left(\frac{7/8}{2e^{\text{Re}(A)\gamma}} \right)} \right) \right\rceil$$

In total, a set of three different simulations are carried out as follows. In *simulation (a)* we assume the process disturbance is zero and channel delay upper bounded by the sampling time δ' . In *simulation (b)* we assumed that the process disturbance upper bounded by $M = 0.1$ and channel delay upper bounded by the sampling time. Finally, for *simulation (c)* we assumed that the process disturbance upper bounded by $M = 2$ and channel delay upper bounded by $\gamma = 1.2$ seconds. In these simulations, the following parameters remain constant: $\rho_0 = 0.9$, $\delta' = 0.002$ second, $b = 1.0001$, $x_0 = 0.2001$ and $\hat{x}_0 = 0.2000$.

$M = 0.0$, $\gamma = 0.001$ sec, $g(t_s) = 4$ bits, $\lambda = 3$

$M = 0.1$, $\gamma = 0.001$ sec, $g(t_s) = 4$ bits, $\lambda = 3$

$M = 2$, $\gamma = 1.2$ sec, $g(t_s) = 13$ bits, $\lambda = 7$

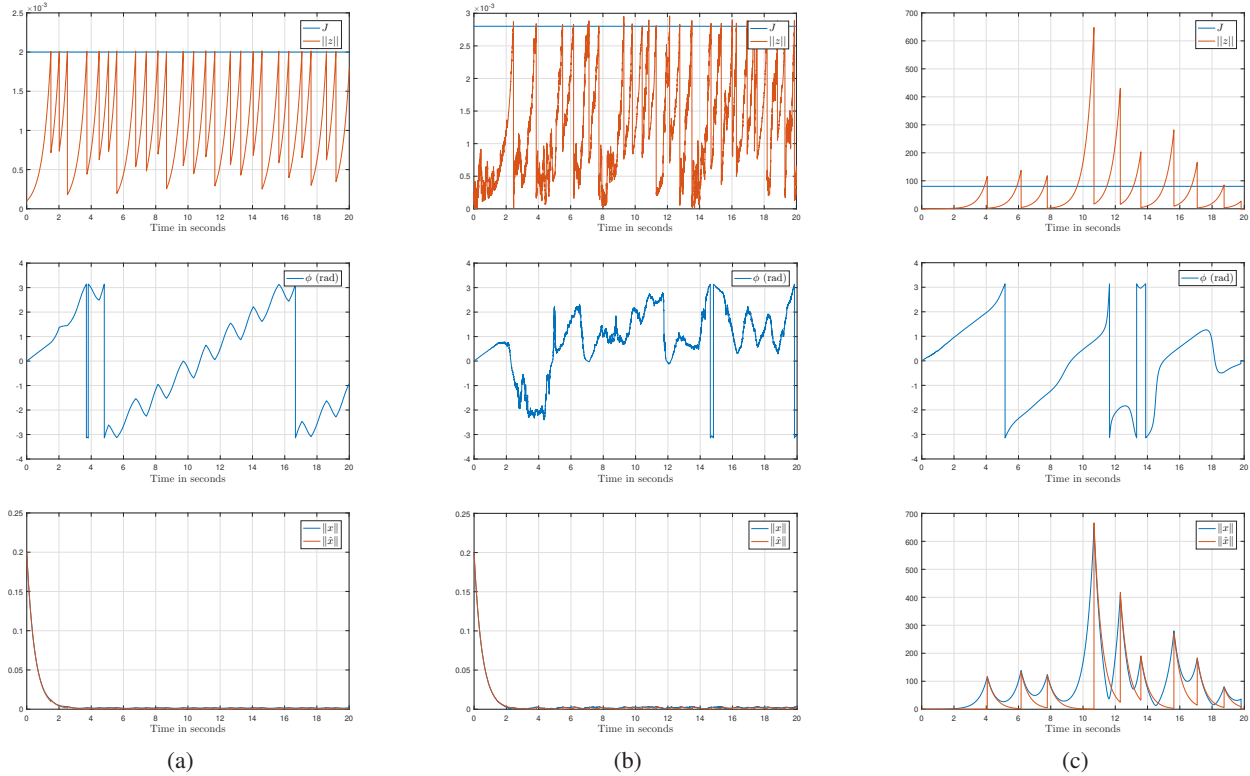


Fig. 8. The first row represents norm of state estimation error of the system. The second row represents variations of phase angle of the complex state x . Finally, and the last row represents evolution of the real component of x and \hat{x} in time. In these simulations $A = 2.5 + 0.5i$, $B = 0.5$, $\rho_0 = 0.9$, $b = 1.0001$, $x_0 = 0.2001$, $\hat{x}_0 = 0.2000$, $\delta' = 0.002$ second.

Simulation results are presented in Figure 8, where the first row represents norm of the error $\|z(t)\|$, and triggering radius J (22), the second row represents the evolution of $\phi_{x(t)}$ and the third row represents the evolution of $\|x(t)\|$ in time. In the third column, despite having large delays and large disturbances, the controller is able to stabilize the system. As we can see in this figure, the estimate of the state at the controller tracks the norm and phase of the state. In the first two rows, sudden changes in the norm of the state estimation error as well as sudden changes in phase angle of state represent reception of the transmitted packet at the controller.

ACKNOWLEDGEMENTS

This research was partially supported by NSF award CNS-1446891. The authors would like to thank Prof. Pavan Tallapragada for helpful discussions.

VI. CONCLUSIONS

We have presented an event-triggered control scheme for stabilization of continuous linear time-invariant systems with bounded disturbances and over communication channel subjected to random bounded delay. In addition to sufficient conditions on the transmission rate for stabilization proved in our previous work, we have presented necessary conditions on the transmission rate for stabilization of scalar systems. Furthermore, we extended our previous work by deriving

sufficient transmission rate for stabilization of complex systems. The proposed control scheme is tested on an unstable linear system with complex open loop gain and simulations validating the results are presented. Future work will study the identification of necessary conditions on the transmission rate in complex systems, developing an event-triggering design for vector system with real and complex eigenvalues based on the complex system design, and experimentation of the proposed control strategies on real systems.

REFERENCES

- [1] K.-D. Kim and P. R. Kumar, "Cyber-physical systems: A perspective at the centennial," *Proceedings of the IEEE*, vol. 100 (Special Centennial Issue), pp. 1287–1308, 2012.
- [2] S. Tatikonda and S. Mitter, "Control under communication constraints," *IEEE Transactions on Automatic Control*, vol. 49, no. 7, pp. 1056–1068, 2004.
- [3] G. N. Nair and R. J. Evans, "Stabilizability of stochastic linear systems with finite feedback data rates," *SIAM Journal on Control and Optimization*, vol. 43, no. 2, pp. 413–436, 2004.
- [4] J. Hespanha, A. Ortega, and L. Vasudevan, "Towards the control of linear systems with minimum bit-rate," in *Proc. 15th Int. Symp. on Mathematical Theory of Networks and Systems (MTNS)*, 2002.
- [5] P. Minero, M. Franceschetti, S. Dey, and G. N. Nair, "Data rate theorem for stabilization over time-varying feedback channels," *IEEE Transactions on Automatic Control*, vol. 54, no. 2, p. 243, 2009.
- [6] P. Minero, L. Coviello, and M. Franceschetti, "Stabilization over Markov feedback channels: the general case," *IEEE Transactions on Automatic Control*, vol. 58, no. 2, pp. 349–362, 2013.
- [7] V. Kostina and B. Hassibi, "Rate-cost tradeoffs in control," in *Communication, Control, and Computing (Allerton), 2016 54th Annual Allerton Conference on*. IEEE, 2016, pp. 1157–1164.

- [8] M. Franceschetti and P. Minero, "Elements of information theory for networked control systems," in *Information and Control in Networks*. Springer, 2014, pp. 3–37.
- [9] B. G. N. Nair, F. Fagnani, S. Zampieri, and R. J. Evans, "Feedback control under data rate constraints: An overview," *Proceedings of the IEEE*, vol. 95, no. 1, pp. 108–137, 2007.
- [10] A. S. Matveev and A. V. Savkin, *Estimation and control over communication networks*. Springer Science & Business Media, 2009.
- [11] W. P. M. H. Heemels, K. H. Johansson, and P. Tabuada, "An introduction to event-triggered and self-triggered control," in *51st IEEE Conference on Decision and Control (CDC)*. IEEE, 2012, pp. 3270–3285.
- [12] P. Tabuada, "Event-triggered real-time scheduling of stabilizing control tasks," *IEEE Transactions on Automatic Control*, vol. 52, no. 9, pp. 1680–1685, 2007.
- [13] K. J. Astrom and B. M. Bernhardsson, "Comparison of riemann and lebesgue sampling for first order stochastic systems," in *41st IEEE Conference on Decision and Control (CDC)*, vol. 2. IEEE, 2002, pp. 2011–2016.
- [14] P. Tallapragada and J. Cortés, "Event-triggered stabilization of linear systems under bounded bit rates," *IEEE Transactions on Automatic Control*, vol. 61, no. 6, pp. 1575–1589, 2016.
- [15] J. Pearson, J. P. Hespanha, and D. Liberzon, "Control with minimal cost-per-symbol encoding and quasi-optimality of event-based encoders," *IEEE Transactions on Automatic Control*, vol. 62, no. 5, pp. 2286–2301, 2017.
- [16] S. Linsensmayer, R. Blind, and F. Allgöwer, "Delay-dependent data rate bounds for containability of scalar systems," *IFAC-PapersOnLine*, vol. 50, no. 1, pp. 7875–7880, 2017.
- [17] V. Anantharam and S. Verdú, "Bits through queues," *IEEE Transactions on Information Theory*, vol. 42, no. 1, pp. 4–18, 1996.
- [18] C. Rose and I. S. Mian, "Inscribed matter communication: Part i," *IEEE Transactions on Molecular, Biological and Multi-Scale Communications*, vol. 2, no. 2, pp. 209–227, 2016.
- [19] M. J. Khojasteh, M. Franceschetti, and G. Ranade, "Stabilizing a linear system using phone calls," *arXiv preprint arXiv:1804.00351*, 2018.
- [20] E. Kofman and J. H. Braslavsky, "Level crossing sampling in feedback stabilization under data-rate constraints," in *45th IEEE Conference on Decision and Control (CDC)*. IEEE, 2006, pp. 4423–4428.
- [21] M. J. Khojasteh, P. Tallapragada, J. Cortés, and M. Franceschetti, "The value of timing information in event-triggered control," *arXiv preprint arXiv:1609.09594*, 2016.
- [22] M. J. Khojasteh, P. Tallapragada, J. Cortés, and M. Franceschetti, "Time-triggering versus event-triggering control over communication channels," in *2017 IEEE 56th Annual Conference on Decision and Control (CDC)*, Dec 2017, pp. 5432–5437.
- [23] M. J. Khojasteh, M. Hedayatpour, J. Cortés, and M. Franceschetti, "Event-triggered stabilization of disturbed linear systems over digital channels," *arXiv preprint arXiv:1801.08704*, 2018.
- [24] A. Sahai and S. Mitter, "The necessity and sufficiency of anytime capacity for stabilization of a linear system over a noisy communication link. Part I: Scalar systems," *IEEE Transactions on Information Theory*, vol. 52, no. 8, pp. 3369–3395, 2006.
- [25] Q. Ling, "Bit rate conditions to stabilize a continuous-time linear system with feedback dropouts," *IEEE Transactions on Automatic Control*, vol. PP, no. 99, pp. 1–1, 2017.