

Securing Downlink Non-Orthogonal Multiple Access Systems by Trusted Relays

Ahmed Arafa¹, Wonjae Shin^{2,1}, Mojtaba Vaezi^{3,1}, and H. Vincent Poor¹

¹Electrical Engineering Department, Princeton University

²Department of Electronics Engineering, Pusan National University

³Electrical and Computer Engineering Department, Villanova University

Abstract—A downlink single-input single-output (SISO) non-orthogonal multiple access (NOMA) system is considered where a base station (BS) is communicating with two legitimate users in the presence of an external eavesdropper. A number of trusted cooperative half-duplex relay nodes, that are powered by the BS, are introduced to assist the BS's transmission. The goal is to design relaying schemes such that the legitimate users' *secrecy rate region* is maximized subject to a total power constraint on the BS and the relays' transmission. We investigate three relaying schemes: *cooperative jamming*, *decode-and-forward*, and *amplify-and-forward*. Depending on the scheme, we carefully design a transmit beamforming signal at the relay nodes that either diminishes the eavesdropper's rate without affecting that of the legitimate users, or increases the legitimate users' rates without increasing that of the eavesdropper. The results show that there is no relaying scheme that fits all conditions; the best relaying scheme depends on the system parameters, namely, the relays' and eavesdropper's distances from the BS, and the number of relays. They also show that the relatively simple cooperative jamming scheme outperforms other schemes when the relays are far away from the BS and/or close to the eavesdropper.

I. INTRODUCTION

NOMA systems are leading candidates for future mobile communications, as they provide an efficient means of utilizing resources serving multiple users simultaneously compared to orthogonal multiple access schemes [1]. With the inherent broadcast nature of wireless communications, securing transmitted data is critical in the presence of potential eavesdroppers in the medium. Physical layer security is a powerful, and provably unbreakable, technique to deliver secure data as opposed to conventional security techniques implemented in higher layers of the communication protocol stack, see, e.g., [2] and the references therein. In this work, we focus on enhancing physical layer security of SISO NOMA systems by using cooperative relays.

There has been a number of recent works in the literature that study physical layer security for NOMA systems [3]–[11]. Secrecy sum rate maximization of SISO NOMA systems is studied in [3]. Using tools from stochastic geometry, references [4] and [5] study security measures for large scale NOMA systems in the downlink and uplink, respectively. NOMA assisted multicast-unicast streaming is studied in [6], where secure rates for unicast transmission

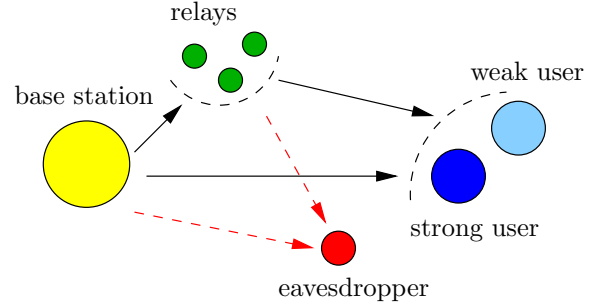


Fig. 1. Downlink NOMA system model, with cooperative relays, and an external eavesdropper.

using NOMA is shown to outperform conventional orthogonal schemes. Reference [7] considers a multiple-input multiple-output (MIMO) two-user NOMA setting with an external eavesdropper and designs beamforming signals that maximize the secrecy sum rate. This approach is also considered in [8] and [9] for multiple-input single output and MIMO scenarios, respectively, with the assumption that one user is entrusted and the other is the potential eavesdropper. The impacts of transmit antenna selection strategies on the secrecy outage probability is investigated in [10]. Transmit power minimization and minimum secrecy rate maximization subject to a secrecy outage constraint is considered in [11].

Our work is most closely related to [12], where relays are used to enhance the secrecy rate of a single-receiver wiretap channel. In this paper, we extend the approaches in [12] to work for a downlink SISO NOMA system where a BS communicates with two legitimate users in the presence of an external eavesdropper. We introduce a number of trusted cooperative half-duplex relay nodes to assist with the BS's transmission of secure data to the legitimate users, see Fig. 1. Such relays use part of the BS's power to transmit. We investigate three relaying schemes, namely, cooperative jamming, decode-and-forward, and amplify-and-forward. For each scheme, we design relay transmit beamforming signals that maximize the *secrecy rate region* of the legitimate users, subject to a total power constraint on the BS's transmission, from which it shares a portion to power-up the relays. The results show that choosing the best relaying scheme depends on system parameters and channel conditions, especially those of the relays and the eavesdropper. They also show that the relatively

less complex cooperative jamming scheme outperforms both decode-and-forward and amplify-and-forward when the relays are far away from the BS and/or closer to the eavesdropper.

II. SYSTEM MODEL

We consider a downlink NOMA system where a BS is communicating with 2 users. All nodes, including the BS, are equipped with single antennas. Channels from the BS to the users are fixed during the communication session, and are known at the BS. In a typical NOMA downlink setting, the BS uses superposition coding to send messages to the two users simultaneously. The user with relatively worse channel conditions (weak user) decodes its messages by treating the other user's message as noise, while the user with relatively better channel conditions (strong user) first decodes the weak user's message and then uses successive interference cancellation to decode its own message¹.

We denote the channel between the BS and the strong user (resp. weak user) by h_1 (resp. h_2), with² $|h_1|^2 > |h_2|^2$. The received signals at the strong and weak users are given by

$$y_1 = h_1 x + n_1 \quad (1)$$

$$y_2 = h_2 x + n_2 \quad (2)$$

where the noise terms n_1 and n_2 are independent and identically distributed (i.i.d.) circularly-symmetric complex Gaussian random variables with zero mean and unit variance, $\mathcal{CN}(0, 1)$, and the transmitted signal x is given by

$$x = \sqrt{\alpha P} s_1 + \sqrt{\bar{\alpha} P} s_2 \quad (3)$$

where s_1 and s_2 are the i.i.d. $\sim \mathcal{CN}(0, 1)$ information carrying signals for the strong and the weak user, respectively, P is the BS's transmit power, $\alpha \in [0, 1]$ is the fraction of power allocated to the strong user, and $\bar{\alpha} \triangleq 1 - \alpha$. Using superposition coding and successive interference cancellation decoding, we can achieve the following rates of this (degraded) Gaussian broadcast channel [13]

$$r_1 = \log(1 + |h_1|^2 \alpha P) \quad (4)$$

$$r_2 = \log\left(1 + \frac{|h_2|^2 \bar{\alpha} P}{1 + |h_2|^2 \alpha P}\right) \quad (5)$$

An external eavesdropper is monitoring the communication between the BS and the users. We denote the channel between the BS and the eavesdropper by h_e . Thus, the received signal at the eavesdropper is given by

$$y_e = h_e x + n_e \quad (6)$$

where the noise term $n_e \sim \mathcal{CN}(0, 1)$. Throughout this paper, we assume that channel state information of the users and the eavesdropper is available at the BS. For a given $0 \leq \alpha \leq 1$, the secrecy capacities of the two users of this multi receiver

¹The two-user setting in this work is adopted in NOMA systems where users are divided into multiple clusters with two users each, in order to reduce error propagation in successive interference cancellation decoding [1].

²All channel gains in this paper are complex-valued, and are drawn independently from a continuous distribution.

wiretap channel is given by [14, Theorem 5]

$$r_{s,1} = [\log(1 + |h_1|^2 \alpha P) - \log(1 + |h_e|^2 \alpha P)]^+ \quad (7)$$

$$r_{s,2} = \left[\log\left(1 + \frac{|h_2|^2 \bar{\alpha} P}{1 + |h_2|^2 \alpha P}\right) - \log\left(1 + \frac{|h_e|^2 \bar{\alpha} P}{1 + |h_e|^2 \alpha P}\right) \right]^+ \quad (8)$$

where $[x]^+ \triangleq \max\{x, 0\}$.

A. Relay Nodes

It is clear from (7) and (8) that sending secure data depends on the eavesdropper's channel condition with respect to that of the legitimate users. Therefore, we propose using trusted cooperative half-duplex relay nodes to assist the BS via three possible schemes: *cooperative jamming*, *decode-and-forward*, and *amplify-and-forward*, see Fig. 1. In all of these schemes, the BS uses only a portion of its available power $\bar{P} \leq P$ for its own transmission, and shares the remaining portion $P - \bar{P}$ with the relays for their own transmission. We discuss these schemes in details over the next sections. In what follows, we introduce the relays' channels notation that we use.

Let there be K relays, and denote the channel gains from the BS to the relays by the vector³ $\mathbf{h}_r \triangleq [h_{r,1}, \dots, h_{r,K}]$. Let \mathbf{g}_1 , \mathbf{g}_2 , and \mathbf{g}_e denote the K -length channel gain vectors from the relays to the first user, second user, and the eavesdropper, respectively. The channels from the relays to the users and the eavesdropper are known at the relays.

III. COOPERATIVE JAMMING

In this section, we discuss the cooperative jamming scheme. *Simultaneously* with the BS's transmission, the relays transmit an artificial noise/cooperative jamming signal $\mathbf{J} \in \mathbb{C}^K$, and hence the received signals at the users and the eavesdropper are in this case given by

$$y_1 = h_1 x + \mathbf{g}_1^\dagger \mathbf{J} + n_1 \quad (9)$$

$$y_2 = h_2 x + \mathbf{g}_2^\dagger \mathbf{J} + n_2 \quad (10)$$

$$y_e = h_e x + \mathbf{g}_e^\dagger \mathbf{J} + n_e \quad (11)$$

where the superscript \dagger denotes the conjugate transpose operation. The signal power is now set to $\mathbb{E}[x^2] = \bar{P} \leq P$, where $\mathbb{E}[\cdot]$ is the expectation operator, and the remaining portion $P - \bar{P}$ is used to power the relays, i.e., $\|\mathbf{J}\|^2 = \mathbf{J}^\dagger \mathbf{J} = P - \bar{P}$.

Designing the jamming signal is such that it has minimal effect on the legitimate users as follows

$$\mathbf{G}^\dagger \mathbf{J} \triangleq [\mathbf{g}_1 \quad \mathbf{g}_2]^\dagger \mathbf{J} = [0 \quad 0] \quad (12)$$

That is, we choose \mathbf{J} in the null space of the matrix \mathbf{G}^\dagger . If there exist $K \geq 3$ relays, then \mathbf{G}^\dagger will always have a nonempty null space and (12) will have a nontrivial solution. We denote such null space jamming signal by \mathbf{J}_o . Since the channel state vectors \mathbf{g}_1 , \mathbf{g}_2 , and \mathbf{g}_e are drawn from a continuous distribution, they are therefore linearly independent with probability 1 (w.p. 1). Thus, we have

$$|\mathbf{g}_e^\dagger \mathbf{J}_o| > 0, \quad \text{w.p. 1} \quad (13)$$

³All vectors in this paper are column vectors.

Therefore, the achievable secrecy rates are now given by (7) and (8) after replacing h_e with \tilde{h}_e which is given by

$$\tilde{h}_e \triangleq h_e / \left(1 + |\mathbf{g}_e^\dagger \mathbf{J}_o|^2\right) \quad (14)$$

We now find the optimal \mathbf{J}_o that maximally degrades the eavesdropper's channel subject to not affecting the legitimate users' channels. Observe that both legitimate users' rates are decreasing in \tilde{h}_e , i.e., increasing in $|\mathbf{g}_e^\dagger \mathbf{J}_o|^2$. Therefore, to maximize their secrecy rates, we formulate the following optimization problem for a given transmit power \bar{P}

$$\begin{aligned} \max_{\mathbf{J}_o} \quad & |\mathbf{g}_e^\dagger \mathbf{J}_o|^2 \\ \text{s.t.} \quad & \mathbf{G}^\dagger \mathbf{J}_o = [0 \quad 0], \quad \mathbf{J}_o^\dagger \mathbf{J}_o = P - \bar{P} \end{aligned} \quad (15)$$

which has the following unique solution [15] (see also [12])

$$\hat{\mathbf{J}}_o = \sqrt{P - \bar{P}} \frac{(\mathbf{I}_K - \mathcal{P}(\mathbf{G})) \mathbf{g}_e}{\|(\mathbf{I}_K - \mathcal{P}(\mathbf{G})) \mathbf{g}_e\|} \quad (16)$$

where \mathbf{I}_K is the K -dimensional identity matrix, and $\mathcal{P}(\mathbf{G})$ is the orthogonal projection matrix onto the subspace spanned by the columns of \mathbf{G} , i.e.,

$$\mathcal{P}(\mathbf{G}) \triangleq \mathbf{G}(\mathbf{G}^\dagger \mathbf{G})^{-1} \mathbf{G}^\dagger \quad (17)$$

which upon substituting in (14) achieves the following secrecy rates for a fixed transmit power \bar{P} and power fraction α

$$r_{s,1}^J = \left[\log(1 + |h_1|^2 \alpha \bar{P}) - \log \left(1 + \frac{|h_e|^2 \alpha \bar{P}}{1 + c_e(P - \bar{P})} \right) \right]^+ \quad (18)$$

$$\begin{aligned} r_{s,2}^J = & \left[\log \left(1 + \frac{|h_2|^2 \alpha \bar{P}}{1 + |h_2|^2 \alpha \bar{P}} \right) \right. \\ & \left. - \log \left(1 + \frac{|h_e|^2 \alpha \bar{P}}{1 + c_e(P - \bar{P}) + |h_e|^2 \alpha \bar{P}} \right) \right]^+ \end{aligned} \quad (19)$$

where the constant c_e is given by

$$c_e \triangleq \mathbf{g}_e^\dagger (\mathbf{I} - \mathcal{P}(\mathbf{G})) \mathbf{g}_e \quad (20)$$

In Section VI, we discuss the evaluation of the optimal transmit power \bar{P} and the power fraction α that maximize the secrecy rate region of this cooperative jamming scheme, as well as the other schemes that we consider in this paper.

IV. DECODE-AND-FORWARD

In this section, we discuss the decode-and-forward scheme. Different from the cooperative jamming scheme, communication takes place in the decode-and-forward scheme over two phases. In the first phase, the BS broadcasts the messages to both the relays and the legitimate users. In the second phase, the relays forward the messages that they decoded to the legitimate users. The eavesdropper overhears the communication during both phases. For simplicity of presentation, we assume that all K relays have successfully decoded the messages during the first phase. We also assume that the relays use the same codewords as the BS.

The received signals during the first phase at the legitimate users and the eavesdropper are given by (1)-(2) and (6), respectively, with a total transmit power $\bar{P} \leq P$. The received signals at the relays during the first phase is given by

$$\mathbf{y}_r = \mathbf{h}_r x + \mathbf{n}_r \quad (21)$$

where the noise term vector $\mathbf{n}_r \sim \mathcal{CN}(0, \mathbf{I}_K)$. During the first phase, each relay decodes the users' messages. The physical setting is such that the relays are relatively closer to the BS than the legitimate users, i.e., $|h_{r,i}|^2 > |h_1|^2, \forall i$. Hence, they first decode the weak user's message by treating the strong user's message as noise, and then use successive interference cancellation to decode the strong user's message. Thus, the achieved rates at the i th relay after the first phase are

$$R_{i,1} = \log(1 + |h_{r,i}|^2 \alpha \bar{P}) \quad (22)$$

$$R_{i,2} = \log \left(1 + \frac{|h_{r,i}|^2 \alpha \bar{P}}{1 + |h_{r,i}|^2 \alpha \bar{P}} \right) \quad (23)$$

In the second phase, the relays form the transmitted signal x_r , which is exactly as in (3) but after replacing P with $P - \bar{P}$. We assume that the relays use the same power fraction α in the second phase. While in general each relay can use a different power fraction, we use the same fraction for simplicity of presentation hereafter. The relays use a unit-norm beamforming signal $\mathbf{d} \in \mathbb{C}^K$ during the second phase, to be designed, i.e., the i th relay multiplies its transmitted signal by d_i , and hence the received signals at the legitimate users and the eavesdropper are given by

$$y_{1,r} = \mathbf{g}_1^\dagger \mathbf{d} x_r + n_{1,r} \quad (24)$$

$$y_{2,r} = \mathbf{g}_2^\dagger \mathbf{d} x_r + n_{2,r} \quad (25)$$

$$y_{e,r} = \mathbf{g}_e^\dagger \mathbf{d} x_r + n_{e,r} \quad (26)$$

where the subscript r stands for relay-received signals, and the noise terms $n_{1,r}$, $n_{2,r}$, and $n_{e,r}$ are i.i.d. $\sim \mathcal{CN}(0, 1)$. The achieved rates at the legitimate users after the second phase are given by (27) and (28) at the top of next page [16].

For $K \geq 2$, we design the beamforming signal \mathbf{d} to be a unit-norm vector orthogonal to \mathbf{g}_e , and denote it by \mathbf{d}_o . This way, the eavesdropper does not gain any useful information during the second phase. Thus, we have

$$\mathbf{g}_e^\dagger \mathbf{d}_o = 0 \quad (29)$$

Further, for $K \geq 3$, we have that $\{\mathbf{g}_1, \mathbf{g}_2, \mathbf{g}_e\}$ are linearly independent w.p. 1, and hence

$$|\mathbf{g}_1^\dagger \mathbf{d}_o| > 0, |\mathbf{g}_2^\dagger \mathbf{d}_o| > 0, \quad \text{w.p. 1} \quad (30)$$

Thus, the achievable secrecy rates in this case are given by

$$r_{s,1}^d = \frac{1}{2} [r_{d,1} - \log(1 + |h_e|^2 \alpha \bar{P})]^+ \quad (31)$$

$$r_{s,2}^d = \frac{1}{2} \left[r_{d,2} - \log \left(1 + \frac{|h_e|^2 \alpha \bar{P}}{1 + |h_e|^2 \alpha \bar{P}} \right) \right]^+ \quad (32)$$

where the extra multiplication by $\frac{1}{2}$ is due to transmission of the same message over two phases.

$$r_{d,1} = \min \left\{ \frac{1}{2} \log \left(1 + |h_1|^2 \alpha \bar{P} + \left| \mathbf{g}_1^\dagger \mathbf{d} \right|^2 \alpha (P - \bar{P}) \right), \min_{1 \leq i \leq K} \frac{1}{2} \log \left(1 + |h_{r,i}|^2 \alpha \bar{P} \right) \right\} \quad (27)$$

$$r_{d,2} = \min \left\{ \frac{1}{2} \log \left(1 + \frac{|h_2|^2 \bar{\alpha} \bar{P}}{1 + |h_2|^2 \alpha \bar{P}} + \frac{\left| \mathbf{g}_2^\dagger \mathbf{d} \right|^2 \bar{\alpha} (P - \bar{P})}{1 + \left| \mathbf{g}_2^\dagger \mathbf{d} \right|^2 \alpha (P - \bar{P})} \right), \min_{1 \leq i \leq K} \frac{1}{2} \log \left(1 + \frac{|h_{r,i}|^2 \bar{\alpha} \bar{P}}{1 + |h_{r,i}|^2 \alpha \bar{P}} \right) \right\} \quad (28)$$

Now that we settled the achievable secrecy rates, we turn to further optimizing the beamforming signal \mathbf{d}_o . Towards that, we rewrite the constraint in (29) slightly differently as follows

$$\mathbf{d}_o = \mathcal{P}^\perp(\mathbf{g}_e) \mathbf{u}_d \quad (33)$$

for some vector $\mathbf{u}_d \in \mathbb{C}^K$, and where for any vector $\mathbf{z} \in \mathbb{C}^K$ we define

$$\mathcal{P}^\perp(\mathbf{z}) \triangleq \mathbf{I}_K - \frac{1}{\mathbf{z}^\dagger \mathbf{z}} \mathbf{z} \mathbf{z}^\dagger \quad (34)$$

That is, $\mathcal{P}^\perp(\mathbf{z})$ is a projection matrix onto the orthogonal complement of \mathbf{z} in \mathbb{C}^K . Next, it is direct to see that $r_{d,1}$ and $r_{d,2}$ are increasing in $\left| \mathbf{g}_1^\dagger \mathbf{d}_o \right|^2$ and $\left| \mathbf{g}_2^\dagger \mathbf{d}_o \right|^2$, respectively, and hence one needs to choose \mathbf{d}_o to maximize these terms. We propose maximizing their convex combination $\beta \left| \mathbf{g}_1^\dagger \mathbf{d}_o \right|^2 + (1 - \beta) \left| \mathbf{g}_2^\dagger \mathbf{d}_o \right|^2$, for some $0 \leq \beta \leq 1$ of choice. Using (33), and after simple manipulations, the optimal $\hat{\mathbf{u}}_d$ is the solution of the following problem

$$\begin{aligned} \max_{\mathbf{u}_d} \quad & \mathbf{u}_d^\dagger \mathcal{P}^\perp(\mathbf{g}_e) \left(\beta \mathbf{g}_1 \mathbf{g}_1^\dagger + (1 - \beta) \mathbf{g}_2 \mathbf{g}_2^\dagger \right) \mathcal{P}^\perp(\mathbf{g}_e) \mathbf{u}_d \\ \text{s.t.} \quad & \mathbf{u}_d^\dagger \mathcal{P}^\perp(\mathbf{g}_e) \mathbf{u}_d = 1 \end{aligned} \quad (35)$$

and therefore $\hat{\mathbf{u}}_d$ is given by the leading eigenvector of the (Hermitian) matrix $\mathcal{P}^\perp(\mathbf{g}_e) \left(\beta \mathbf{g}_1 \mathbf{g}_1^\dagger + (1 - \beta) \mathbf{g}_2 \mathbf{g}_2^\dagger \right) \mathcal{P}^\perp(\mathbf{g}_e)$, i.e., the eigenvector corresponding to its largest eigenvalue. Finally, the optimal $\hat{\mathbf{d}}_o$ is given by

$$\hat{\mathbf{d}}_o = \frac{\mathcal{P}^\perp(\mathbf{g}_e) \hat{\mathbf{u}}_d}{\|\mathcal{P}^\perp(\mathbf{g}_e) \hat{\mathbf{u}}_d\|} \quad (36)$$

Given $\hat{\mathbf{d}}_o$, we substitute in (31) and (32) to get the achievable secrecy rates.

V. AMPLIFY-AND-FORWARD

In this section, we discuss the amplify-and-forward scheme. As in the decode-and-forward scheme, communication takes place over two phases and the eavesdropper overhears the communication during the two phases.

In the first phase, the received signals at the legitimate users, eavesdropper, and relays are given by (1)-(2), (6), and (21), respectively, with a total transmit power $\bar{P} \leq P$. In the second phase, the i th relay amplifies its received signal by multiplying it by a constant a_i and forwards it to the legitimate users. Effectively, this can be written as the multiplication $\text{diag}(\mathbf{y}_r) \mathbf{a}$, where $\text{diag}(\mathbf{y}_r)$ is a diagonalization of the vector \mathbf{y}_r , and $\mathbf{a} \in \mathbb{C}^K$ is a beamforming signal to be designed. The received signals at the legitimate users and the

eavesdropper in the second phase are given by

$$y_{1,r} = \mathbf{g}_1^\dagger \text{diag}(\mathbf{y}_r) \mathbf{a} + n_{1,r} \quad (37)$$

$$y_{2,r} = \mathbf{g}_2^\dagger \text{diag}(\mathbf{y}_r) \mathbf{a} + n_{2,r} \quad (38)$$

$$y_{e,r} = \mathbf{g}_e^\dagger \text{diag}(\mathbf{y}_r) \mathbf{a} + n_{e,r} \quad (39)$$

Now observe that from, e.g., the strong user's perspective, this amplify-and-forward scheme can be viewed, using (21), as the following single-input-multiple-output (SIMO) system

$$\begin{bmatrix} y_1 \\ y_{1,r} \end{bmatrix} = \begin{bmatrix} h_1 \\ \mathbf{g}_1^\dagger \text{diag}(\mathbf{h}_r) \mathbf{a} \end{bmatrix} x + \begin{bmatrix} n_1 \\ \tilde{n}_{1,r} \end{bmatrix} \quad (40)$$

where the noise term $\tilde{n}_{1,r} \triangleq \mathbf{g}_1^\dagger \text{diag}(\mathbf{n}_r) \mathbf{a} + n_{1,r}$, with zero mean and variance $\mathbb{E} [|\tilde{n}_{1,r}|^2] = \mathbf{g}_1^\dagger \text{diag}(\mathbf{a}^*) \text{diag}(\mathbf{a}) \mathbf{g}_1 + 1$, where the superscript $*$ denotes the conjugate operation. One can write similar equations for the weak user as well. Hence, the achievable rates at the legitimate users of this SIMO system after the second phase are given by

$$r_{a,1} = \log \left(1 + |h_1|^2 \alpha \bar{P} + \frac{\mathbf{a}^\dagger \mathbf{G}_{1,r} \mathbf{a}}{1 + \mathbf{a}^\dagger \mathbf{G}_{1,a} \mathbf{a}} \alpha \bar{P} \right) \quad (41)$$

$$r_{a,2} = \log \left(1 + \frac{|h_2|^2 \bar{\alpha} \bar{P}}{1 + |h_2|^2 \alpha \bar{P}} + \frac{\mathbf{a}^\dagger \mathbf{G}_{2,r} \mathbf{a} \bar{\alpha} \bar{P}}{1 + \mathbf{a}^\dagger \mathbf{G}_{2,a} \mathbf{a} + \mathbf{a}^\dagger \mathbf{G}_{2,r} \mathbf{a} \alpha \bar{P}} \right) \quad (42)$$

where

$$\mathbf{G}_{j,r} \triangleq \text{diag}(\mathbf{h}_r^*) \mathbf{g}_j \mathbf{g}_j^\dagger \text{diag}(\mathbf{h}_r), \quad j = 1, 2 \quad (43)$$

$$\mathbf{G}_j \triangleq \text{diag}(\mathbf{g}_j^*) \text{diag}(\mathbf{g}_j), \quad j = 1, 2 \quad (44)$$

As for the eavesdropper, observe that by (21) we have

$$\mathbf{g}_e^\dagger \text{diag}(\mathbf{y}_r) \mathbf{a} = \mathbf{g}_e^\dagger \text{diag}(\mathbf{h}_r) \mathbf{a} x + \mathbf{g}_e^\dagger \text{diag}(\mathbf{n}_r) \mathbf{a} \quad (45)$$

Thus, for $K \geq 2$, we propose designing the beamforming signal \mathbf{a} to be orthogonal to the vector $\text{diag}(\mathbf{h}_r^*) \mathbf{g}_e$ and denote it by \mathbf{a}_o . This way, the eavesdropper does not gain any useful information during the second phase. Thus, we have

$$\mathbf{g}_e^\dagger \text{diag}(\mathbf{h}_r) \mathbf{a}_o = 0 \quad (46)$$

As in the decode-and-forward scheme, we further have for $K \geq 3$ that $\{\mathbf{g}_1, \mathbf{g}_2, \mathbf{g}_e\}$ are linearly independent w.p. 1, i.e.,

$$|\mathbf{g}_1^\dagger \text{diag}(\mathbf{h}_r) \mathbf{a}_o| > 0, |\mathbf{g}_2^\dagger \text{diag}(\mathbf{h}_r) \mathbf{a}_o| > 0, \text{ w.p. 1} \quad (47)$$

Thus, the achievable secrecy rates in this case are given by

$$r_{s,1}^a = \frac{1}{2} [r_{a,1} - \log(1 + |h_e|^2 \alpha \bar{P})]^+ \quad (48)$$

$$r_{s,2}^a = \frac{1}{2} \left[r_{a,2} - \log \left(1 + \frac{|h_e|^2 (1 - \alpha) \bar{P}}{1 + |h_e|^2 \alpha \bar{P}} \right) \right]^+ \quad (49)$$

where the extra multiplication by $\frac{1}{2}$ is due to transmission of the same message over two phases, as in the decode-and-forward scheme.

We now focus on further optimizing the beamforming signal \mathbf{a}_o . Towards that, we first note that the power transmitted in the second phase by the relays is given by

$$\mathbb{E} [\mathbf{a}_o^\dagger \text{diag}(\mathbf{y}_r^*) \text{diag}(\mathbf{y}_r) \mathbf{a}_o] = \mathbf{a}_o^\dagger (\text{diag}(\mathbf{h}_r^*) \text{diag}(\mathbf{h}_r) \bar{P} + \mathbf{I}_K) \mathbf{a}_o \triangleq \mathbf{a}_o^\dagger \mathbf{A} \mathbf{a}_o \quad (50)$$

Next, we rewrite the constraint (46) slightly differently as

$$\mathbf{a}_o = \mathcal{P}^\perp(\text{diag}(\mathbf{h}_r) \mathbf{g}_e) \mathbf{u}_a \triangleq \mathbf{F}_{r,e} \mathbf{u}_a \quad (51)$$

for some vector $\mathbf{u}_a \in \mathbb{C}^K$, and where $\mathcal{P}^\perp(\cdot)$ is as defined in (34). Next, we note that for the strong user, using (50) and (51), finding the optimal \mathbf{u}_a is tantamount to solving the following problem

$$\begin{aligned} \max_{\mathbf{u}_a} \quad & \frac{\mathbf{u}_a^\dagger \mathbf{F}_{r,e} \mathbf{G}_{1,r} \mathbf{F}_{r,e} \mathbf{u}_a}{1 + \mathbf{u}_a^\dagger \mathbf{F}_{r,e} \mathbf{G}_1 \mathbf{F}_{r,e} \mathbf{u}_a} \\ \text{s.t.} \quad & \mathbf{u}_a^\dagger \mathbf{F}_{r,e} \mathbf{A} \mathbf{F}_{r,e} \mathbf{u}_a = P - \bar{P} \end{aligned} \quad (52)$$

which can be equivalently rewritten as the following problem

$$\max_{\mathbf{u}_a} \quad \frac{\mathbf{u}_a^\dagger \mathbf{F}_{r,e} \mathbf{G}_{1,r} \mathbf{F}_{r,e} \mathbf{u}_a}{\mathbf{u}_a^\dagger \mathbf{F}_{r,e} \left(\frac{1}{P - \bar{P}} \mathbf{A} + \mathbf{G}_1 \right) \mathbf{F}_{r,e} \mathbf{u}_a} \quad (53)$$

whose solution is given by the leading *generalized* eigenvector of the following matrix pencil

$$\left(\mathbf{F}_{r,e} \mathbf{G}_{1,r} \mathbf{F}_{r,e}, \mathbf{F}_{r,e} \left(\frac{1}{P - \bar{P}} \mathbf{A} + \mathbf{G}_1 \right) \mathbf{F}_{r,e} \right) \quad (54)$$

i.e., the generalized eigenvector corresponding to the largest generalized eigenvalue of the pencil. Let us denote such vector by $\mathbf{u}_a^{(1)}$. Similarly, one can show that the optimal \mathbf{u}_a for the weak user is given by the leading generalized eigenvector of the following matrix pencil

$$\left(\mathbf{F}_{r,e} \mathbf{G}_{2,r} \mathbf{F}_{r,e}, \mathbf{F}_{r,e} \left(\frac{1}{P - \bar{P}} \mathbf{A} + \mathbf{G}_2 + \mathbf{G}_{2,r} \alpha \bar{P} \right) \mathbf{F}_{r,e} \right) \quad (55)$$

which we denote by $\mathbf{u}_a^{(2)}$. To satisfy the power constraint (50) and the orthogonality constraint (51), the corresponding $\mathbf{a}_o^{(j)}$, $j = 1, 2$, is given by

$$\mathbf{a}_o^{(j)} = \sqrt{\frac{p - \bar{p}}{\mathbf{u}_a^{(j)T} \mathbf{F}_{r,e} \mathbf{A} \mathbf{F}_{r,e} \mathbf{u}_a^{(j)}}} \mathbf{F}_{r,e} \mathbf{u}_a^{(j)}, \quad j = 1, 2 \quad (56)$$

Then, as in the decode-and-forward scheme, we propose choosing the optimal $\hat{\mathbf{a}}_o$ by the following convex combination

$$\hat{\mathbf{a}}_o = \beta \mathbf{a}_o^{(1)} + (1 - \beta) \mathbf{a}_o^{(2)} \quad (57)$$

for some $0 \leq \beta \leq 1$ of choice. Given $\hat{\mathbf{a}}_o$, we substitute in (48) and (49) to get the achievable secrecy rates.

VI. NUMERICAL EVALUATIONS

In this section, we first discuss evaluating the optimal transmit power and the optimal power fraction for each of the proposed relaying schemes, such that the secrecy rate region

is maximized. Specifically, we characterize the boundary of the secrecy rate region by solving the following problem

$$\begin{aligned} \max_{\alpha, P} \quad & \mu r_{s,1}^n + (1 - \mu) r_{s,2}^n \\ \text{s.t.} \quad & 0 \leq \bar{P} \leq P, \quad 0 \leq \alpha \leq 1 \end{aligned} \quad (58)$$

for some $\mu \in [0, 1]$, and $n \in \{J, d, a\}$ corresponds to one of the proposed schemes. We use a line search algorithm to numerically solve the above problem. Note that the feasible set is bounded, which facilitates the convergence of the algorithm to an optimal point. We use $\beta = \mu$ in (35) and (57).

We now present some numerical examples to assess the performance of our proposed schemes. We consider a simple one-dimensional system, where the strong user is located at 30 meters away from the BS, the weak user at 40 meters away, and the eavesdropper at 50 meters away. We have $K = 5$ relays, and for simplicity we assume that they are all close enough to each other that they are approximately at the same distance of 15 meters away from the BS. To emphasize the effect of distance on the channel gains, we use the following simplified channel model [12]: $h = \sqrt{1/l^\gamma} e^{j\theta}$, where h is the channel between two nodes, l is the distance between them, $\gamma = 3.5$ is the path loss exponent, and θ is a uniform random variable in $[0, 2\pi]$. We denote by l_1 , l_2 , l_e , and l_r the distances from the BS to the strong user, weak user, eavesdropper, and relays, respectively. We set P to 30 dBm⁴. We run multiple iterations of the simulations and compute the average performance.

In Fig. 2, we plot the achievable secrecy rate regions of the proposed schemes. Solid lines represent the system parameters stated above, and dashed lines represent the situation where $l_e = 20$ meters. We see that when $l_e = 50$ meters, cooperative jamming outperforms direct transmission and is in turn outperformed by both decode-and-forward and amplify-and-forward which perform relatively close to each other. With $l_e = 20$ meters, direct transmission achieves 0 secrecy rates since the eavesdropper is closer to the BS than both users. However, strictly positive secrecy rates are achievable by all the relaying schemes. We also see that cooperative jamming performs best, since the relays are close to the eavesdropper and hence their jamming effect is quite powerful. For parts of the region, it even performs very close to decode-and-forward and amplify-and-forward for the $l_e = 50$ meters case.

Next, we show the effect of the number of relays on the achievable *secrecy sum rates* of the proposed schemes in Fig. 3. Again we observe that all relaying schemes achieve positive secrecy sum rate when $l_e = 20$ meters and that cooperative jamming performs best in this case. We also observe that amplify-and-forward is more sensitive than the other schemes to the number of relays.

Finally, we fix the users' distances and show the effect of the relays' distance from the BS (and hence the users) on the achievable secrecy sum rates in Fig. 4. For this case, we

⁴Note that the noise power is normalized in this paper, and hence P also represents the signal-to-noise ratio.

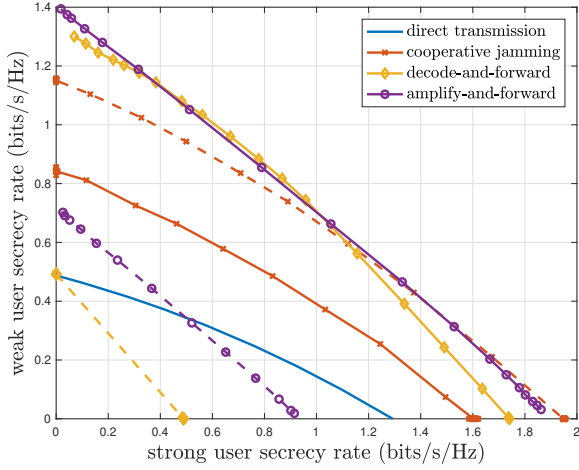


Fig. 2. Achievable secrecy rate regions of the proposed schemes. Solid lines are when $l_e = 50$ meters, and dashed lines are when $l_e = 20$ meters.

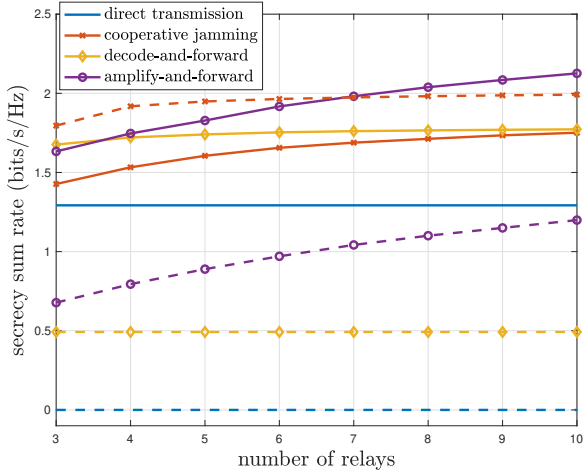


Fig. 3. Achievable secrecy sum rates vs. the number of relays. Solid lines are when $l_e = 50$ meters, and dashed lines are when $l_e = 20$ meters.

vary the relays' distance but still keep them closer to the BS than the legitimate users and the eavesdropper. The dashed lines in this case are when $l_e = 27$ meters. We see that only the cooperative jamming scheme's performance monotonically increases with the relays' distance, which is again attributed to the fact that the jamming effect is more powerful when the relays get closer to the eavesdropper.

VII. CONCLUSION

We studied the security benefits of using trusted cooperative half duplex relays in a two-user SISO NOMA downlink system with an external eavesdropper. We investigated three relaying schemes: cooperative jamming, decode-and-forward, and amplify-and-forward. For each scheme, we designed relay beamforming signals that maximize the achievable secrecy rate region. While the schemes improve the secrecy rate region, their performance varies depending on the eavesdropper's and relays' distances from the BS and also on the number of relays.

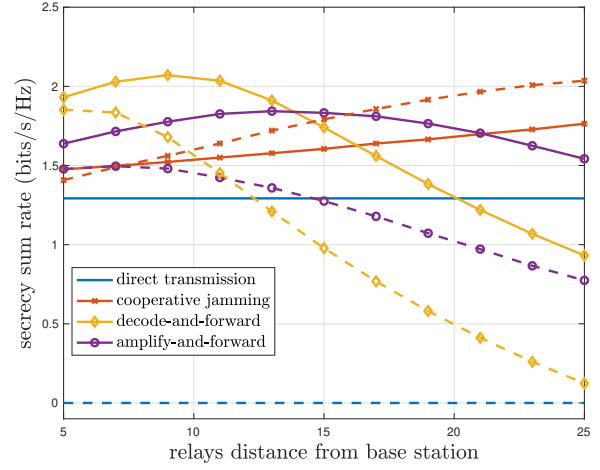


Fig. 4. Achievable secrecy sum rates vs. relays' distance from the BS. Solid lines are when $l_e = 50$ meters, and dashed lines are when $l_e = 27$ meters.

REFERENCES

- [1] Z. Ding, Y. Liu, J. Choi, Q. Sun, M. Elkashlan, C.-L. I, and H. V. Poor. Application of non-orthogonal multiple access in LTE and 5G networks. *IEEE Commun. Mag.*, 55(2):185–191, February 2017.
- [2] H. V. Poor and R. F. Schaefer. Wireless physical layer security. *Proc. National Academy of Sciences of USA*, 114(1):19–26, January 2017.
- [3] Y. Zhang, H. M. Wang, Q. Yang, and Z. Ding. Secrecy sum rate maximization in non-orthogonal multiple access. *IEEE Commun. Lett.*, 20(5):930–933, May 2016.
- [4] Y. Liu, Z. Qin, M. Elkashlan, Y. Gao, and L. Hanzo. Enhancing the physical layer security of non-orthogonal multiple access in large-scale networks. *IEEE Trans. Wireless Commun.*, 16(3):1656–1672, March 2017.
- [5] G. Gomez, F. J. Martin-Vega, F. J. Lopez-Martinez, Y. Liu, and M. Elkashlan. Uplink NOMA in large-scale systems: Coverage and physical layer security. Available Online: arXiv:1709.04693.
- [6] Z. Ding, Z. Zhao, M. Peng, and H. V. Poor. On the spectral efficiency and security enhancements of NOMA assisted multicast-unicast streaming. *IEEE Trans. Commun.*, 65(7):3151–3163, July 2017.
- [7] M. Tian, Q. Zhang, S. Zhao, Q. Li, and J. Qin. Secrecy sum rate optimization for downlink MIMO nonorthogonal multiple access systems. *IEEE Signal Process. Lett.*, 24(8):1113–1117, August 2017.
- [8] Y. Li, M. Jiang, Q. Zhang, Q. Li, and J. Qin. Secure beamforming in downlink MISO nonorthogonal multiple access systems. *IEEE Trans. Veh. Technol.*, 66(8):7563–7567, August 2017.
- [9] M. Jiang, Y. Li, Q. Zhang, Q. Li, and J. Qin. Secure beamforming in downlink MIMO nonorthogonal multiple access networks. *IEEE Signal Process. Lett.*, 24(12):1852–1856, December 2017.
- [10] H. Lei, J. Zhang, K. H. Park, P. Xu, I. S. Ansari, G. Pan, B. Alomair, and M. S. Alouini. On secure NOMA systems with transmit antenna selection schemes. *IEEE Access*, 5:17450–17464, September 2017.
- [11] B. He, A. Liu, N. Yang, and V. K. N. Lau. On the design of secure non-orthogonal multiple access systems. *IEEE JSAC*, 35(10):2196–2206, October 2017.
- [12] L. Dong, Z. Han, A. P. Petropulu, and H. V. Poor. Improving wireless physical layer security via cooperating relays. *IEEE Trans. Signal Process.*, 58(3):1875–1888, March 2010.
- [13] T. Cover and J. A. Thomas. *Elements of Information Theory*. John Wiley & Sons, 2006.
- [14] E. Ekrem and S. Ulukus. The secrecy capacity region of the gaussian MIMO multi-receiver wiretap channel. *IEEE Trans. Inf. Theory*, 57(4):2083–2114, April 2011.
- [15] B. Friedlander and B. Porat. Performance analysis of a null-steering algorithm based on direction of arrival estimation. *IEEE Trans. Signal Process.*, 37(4):461–466, April 1989.
- [16] A. El Gamal and Y. H. Kim. *Network Information Theory*. Cambridge University Press, 2011.