

KNPTC: Knowledge and Neural Machine Translation Powered Chinese Pinyin Typo Correction

Hengyi Cai¹, Xingguang Ji², Yonghao Song¹, Yan Jin¹, Yang Zhang³, Mairgup Mansur³, Xiaofang Zhao¹

¹ Institute of Computing Technology, Chinese Academy of Sciences

² Beijing University of Posts and Telecommunications

³ Sogou, Inc.

caihengyi@ict.ac.cn, jixg1994@bupt.edu.cn, {songyonghao, jinyan}@ict.ac.cn,
{zhangyang, maerhufu}@sogou-inc.com, zhaoxf@ict.ac.cn

Abstract

Chinese pinyin input methods are very important for Chinese language processing. Actually, users may make typos inevitably when they input pinyin. Moreover, pinyin typo correction has become an increasingly important task with the popularity of smartphones and the mobile Internet. How to exploit the knowledge of users typing behaviors and support the typo correction for acronym pinyin remains a challenging problem. To tackle these challenges, we propose KNPTC, a novel approach based on neural machine translation (NMT). In contrast to previous work, KNPTC is able to integrate explicit knowledge into NMT for pinyin typo correction, and is able to learn to correct a variety of typos without guidance of manually selected constraints or language-specific features. In this approach, we first obtain the transition probabilities between adjacent letters based on large-scale real-life datasets. Then, we construct the “ground-truth” alignments of training sentence pairs by utilizing these probabilities. Furthermore, these alignments are integrated into NMT to capture sensible pinyin typo correction patterns. KNPTC is applied to correct typos in real-life datasets, which achieves 32.77% increment on average in accuracy rate of typo correction compared against the state-of-the-art system.

1 Introduction

Chinese pinyin is the official system to transcribe Chinese characters into the Latin alphabet. Based on this transcription system, pinyin input method¹ has become the dominant method for entering Chinese text into computers in China.

The typical way to type in Chinese words is in a sequential manner [Wang *et al.*, 2001]. For example, assuming that

¹ Throughout this paper, pinyin input method means sentence-based pinyin input method, which generates a sequence of Chinese characters upon a sequence of pinyin input.



Figure 1: pinyin input method for a correct pinyin (a) and a mistyped pinyin (b).

users want to type in the Chinese word “你好(Hello)”. First, they type in the corresponding pinyin “nihao” without delimiters such as “Space” key to segment pinyin syllables. Then, a Chinese pinyin input method displays a list of Chinese candidate words which share that pinyin. Finally, users search the target word from candidates and get the result. In this way, typing in Chinese words is more complicated than typing in English words. In fact, pinyin typos have always been a serious problem for Chinese pinyin input methods. Users often make various typos in the process of inputting. As shown in Figure 1, users may mistype “nihao” for “nihap”(the letter **p** is very close to the letter **o** on the QWERTY keyboard). In addition, the user may also fail to input the completely right pinyin simply because he/she is a dialect speaker and does not know the exact pronunciation of the expected Chinese word [Jia and Zhao, 2014]. Moreover, with the boom of smart-phones, pinyin typos are more prone to be made possibly due to the limited size of soft keyboard, and the lack of physical feedback on the touch screen [Jia and Zhao, 2014]. When an input method engine (IME) fails to correct the typo and produce the desired Chinese sentence, the user have to spend extra effort to move the cursor back to the typo and correct it, which results in a very poor user experience [Jia *et al.*, 2013]. Hence Chinese pinyin typo correction has a significant impact on IME performance.

However, due to the peculiar characteristics of Chinese pinyin, typo correction for Chinese pinyin is quite different from that in other languages. For example, when users want to input “早上好(Good morning)”, they will type “zaoshanghao” instead of segmented pinyin sequence “zaoshanghao”. Besides, acronym pinyin input² is very com-

² Acronym pinyin input means using the first letters of a syllable, e.g., “zsh” for “早上好”.

mon in Chinese daily input. How to support acronym pinyin input for typo correction is also a challenging problem [Zheng *et al.*, 2011a]. For the above reasons, it is impractical to adopt previous typo correction methods for English to pinyin typo correction directly.

Meanwhile, machine translation is well established in the field of automatic error correction(AEC) [Junczys-Dowmunt and Grundkiewicz, 2016]. With the recent successful work on neural machine translation, neural encoder-decoder models have been used in the AEC as well [Junczys-Dowmunt and Grundkiewicz, 2016; Xie *et al.*, 2016], and have achieved promising results. In this paper, we explore new neural models to tackle the unique challenges of Chinese pinyin typo correction.

The main component of neural machine translation (NMT) systems is a sequence-to-sequence (S2S) model which encodes a sequence of source words into a vector and then generates a sequence of target words from the vector [Ji *et al.*, 2017]. Among different variants of NMT, attentional NMT [Bahdanau *et al.*, 2014; Luong *et al.*, 2015] becomes prevalent due to its ability to use the most relevant part of the source statement in each translation step. Unlike the classification-based and statistics-based approaches, NMT is more capable of capturing global contextual information, which is crucial to pinyin typo correction. However, due to the characteristics of Chinese pinyin, to achieve the best performance on pinyin typo correction, we still need to improve the standard NMT model to address several challenges:

- First, due to the limited size of soft keyboard on smartphones, letters close to each other on a Latin keyboard or with similar pronunciations are more likely to be mistyped, which leads to a great proportion of pinyin spelling mistakes [Zheng *et al.*, 2011b]. How to solve these typos caused by the proximity keys is crucial for improving the performance of IMEs.
- Second, since acronym pinyin is widely used in Chinese daily input, typo correction for acronym pinyin input greatly affects the user input experience. However, due to its shortness and sparsity, previous pinyin typo correction methods failed to support the acronym pinyin input.
- Third, in addition to the aforementioned task-specific challenges, the attention quality of NMT is still unsatisfactory. Lack of explicit knowledge may lead to attention faults and generate inaccurate translations [Zhang *et al.*, 2017].

On the one hand, there is a need to introduce prior knowledge into the attention mechanism to improve the performance of NMT. On the other hand, valuable input patterns can be extracted from the user input logs to guide the pinyin typo correction. In order to overcome the aforementioned challenges, in this paper, we propose an approach called “**KNPTC**”, which stands for “**K**nowledge and **N**eural machine translation powered **C**hinese **P**inyin **T**ypo **C**orrection”. KNPTC is able to integrate discrete, probabilistic keyboard neighborhoods information about users

pinyin input as prior knowledge into attentional NMT to capture more sensible typo correction patterns. Specifically, we first use large-scale real-life datasets to obtain the transition probabilities between adjacent letters in advance. We then construct the “ground-truth” alignments of training sentence pairs by utilizing these probabilities. Finally, distance between the NMT attentions and the “ground-truth” alignments is computed as a part of the loss function and need to be minimized in the training procedure. Considering that the transition probabilities of adjacent letters provide higher quality knowledge about real-life users’ input behaviors, it is expected that the attentional NMT with prior knowledge will achieve better performance on end-to-end pinyin typo correction task.

We find that KNPTC has the following properties: 1) KNPTC can obtain the optimal segmentation and typo correction jointly on the user’s original input pinyin sequence; 2) KNPTC is capable of dealing with typos relating to acronym pinyin input. In the experimental study, we compared KNPTC with the Google Input Tools³ (henceforth referred to as **GoogleIT**) and the joint graph model proposed in [Jia and Zhao, 2014](henceforth referred to as **JGM**). We conduct experiments on real-life datasets and found that KNPTC can achieve significantly better performance than the other two baseline systems.

The contributions of this paper are summarized as follows.

- We propose a solution of exploiting priori knowledge of users’ input behaviors to seamlessly integrate the transition probabilities between adjacent letters with attentional NMT for Chinese pinyin typo correction.
- Compared with previous work, KNPTC is more capable of typo correction for acronym pinyin, which is widely used for Chinese people’s daily input.
- We conduct extensive experiments on real-life datasets. The results show that KNPTC significantly outperforms previous systems(such as GoogleIT and JGM) and is efficient enough for practical use.

2 Related Work

Chen and Lee first tried to resolve the problem of Chinese pinyin typo correction [Chen and Lee, 2000]. They designed a statistical typing model to correct the pinyin typos and then used a language model to convert a pinyin sequence to a Chinese characters sequence. However, their method can only model a few rules and thus only a limited number of errors can be corrected. Zheng et al. proposed an error-tolerant pinyin input method called CHIME using a noisy channel model and language-specific features [Zheng *et al.*, 2011a]. Their method assumed that the user inputted pinyin sequence had already been properly segmented by the user, which is inconsistent with the situation in real life. Our model discards this assumption to make it more practical. Jia and Zhao proposed a joint graph model to find the global optimum of pinyin to Chinese conversion and typo

³<https://www.google.com/inputtools/try/>

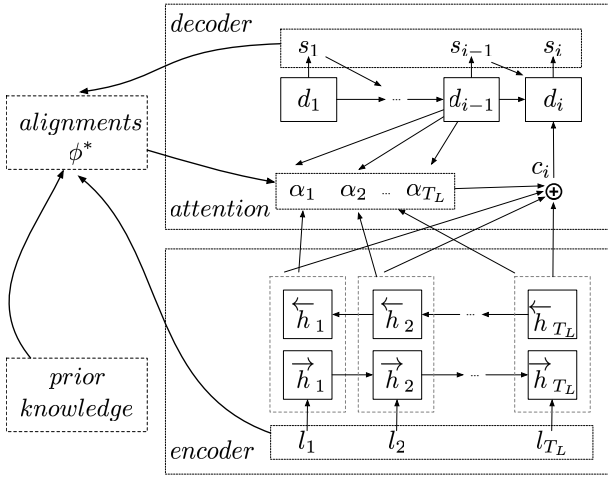


Figure 2: Architecture of the Overall Model

correction for the input method engine, and achieved better results than previous studies [Jia and Zhao, 2014]. In this paper, we employ this joint graph model as one of our baseline systems.

In addition, Chen et al. attempted to integrate neural network language models into pinyin IME [Chen et al., 2015]. Their main purpose is to improve the decoding predictive performance of IMEs under the premise of ensuring the response speed. However, due to lack of the ability of typo correction, the model they proposed is not convenient to use in real-life situations.

As for automatic error correction in English, most earlier work [Gao et al., 2010; Rozovskaya and Roth, 2010] made use of a lexicon that contains well-spelled words or context features of words. Recently, machine translation is well established in the field of automatic error correction in English [Junczys-Dowmunt and Grundkiewicz, 2016; Xie et al., 2016]. In this work, we mainly focus on the typo correction of Chinese pinyin, which is quite different from other languages for the reasons mentioned before.

3 Our Approach: KNPTC

In this paper, the task of Chinese pinyin typo correction is formulated as a translation task, in which the source language L is the user input pinyin sequence $l_1 l_2 \dots l_{T_L}$, where l_i is a letter, and the target language S is the correct segmented pinyin syllables $s_1 s_2 \dots s_{T_S}$, where s_i is a pinyin syllable. For example, taking the user's misspelled pinyin input sequence "nihapma" as a source sentence, then the corresponding target sentence is "ni hao ma". KNPTC combines implicit representations of pinyin sequence and explicit knowledge of adjacent letters transitions to further improve the performance of the pinyin typo correction. Figure 2 shows the architecture of KNPTC. It consists of a character-level sequence to word-level sequence model as a backbone, and uses the supervised attention component to jointly learn attention and typo correction.

3.1 NMT Framework as a Backbone for KNPTC

The backbone of KNPTC closely follows the basic neural machine translation architecture with attention proposed in [Bahdanau et al., 2014]. We here present a key description of this model.

The underlying framework of the model is called RNN EncoderDecoder [Sutskever et al., 2014]. Given a sequence of vectors $\mathbf{x} = (x_1, \dots, x_{T_x})$ representing the source language, the encoder creates corresponding hidden state vectors \mathbf{e} using a bidirectional RNN [Schuster and Paliwal, 1997]:

$$\mathbf{e} = (h_1, \dots, h_{T_x}). \quad (1)$$

The hidden state h_t at time t is obtained by concatenating the forward hidden state \vec{h}_t and the backward one \overleftarrow{h}_t , i.e., $h_t = [\vec{h}_t^\top; \overleftarrow{h}_t^\top]^\top$. The \vec{h}_t and \overleftarrow{h}_t are computed as follows:

$$\begin{aligned} \vec{h}_t &= \text{GRU}_{\overleftarrow{enc}}(\vec{h}_{t-1}, x_t) \\ \overleftarrow{h}_t &= \text{GRU}_{\overrightarrow{enc}}(\overleftarrow{h}_{t+1}, x_t), \end{aligned} \quad (2)$$

where $\text{GRU}_{\overleftarrow{enc}}$ and $\text{GRU}_{\overrightarrow{enc}}$ represent gated recurrent unit functions. The GRUs with subscripts \overleftarrow{enc} and \overrightarrow{enc} indicate the use of two functions with different parameters, respectively. Here, \overleftarrow{enc} and \overrightarrow{enc} denote the use of the forward and backward encoder units.

The decoding process also uses the GRU functions, which uses a sequence of hidden states d_1, d_2, \dots, d_{T_y} to define the probability of the output sequence y_1, y_2, \dots, y_{T_y} as follows:

$$p(y_i | y_1, \dots, y_{i-1}, \mathbf{x}) = g(y_{i-1}, d_i, c_i), \quad (3)$$

where g is a nonlinear, multi-layered, function that outputs the probability distribution of y_i , and d_i is an RNN hidden state at step i , computed as

$$d_i = \text{GRU}_{dec}(d_{i-1}, y_{i-1}, c_i). \quad (4)$$

The context vector c_i used to predict y_i is equal to $\sum_{j=1}^{T_x} \alpha_{ij} h_j$. The weight α_{ij} for h_j is given by:

$$\alpha_{ij} = \frac{\exp(q_{ij})}{\sum_{k=1}^{T_x} \exp(q_{ik})}, \quad (5)$$

where $q_{ij} = a(d_{i-1}, h_j)$. Here a is a feedforward neural network which is jointly trained with the entire network.

Given a training dataset \mathbb{C} containing $|\mathbb{C}|$ pairs of training samples in the form of $\langle \mathbf{x}, \mathbf{y} \rangle$, the training goal of the model is to minimize the cross entropy loss as follows:

$$\text{Loss}' = - \sum_{\langle \mathbf{x}, \mathbf{y} \rangle \in \mathbb{C}} \sum_{l=1}^{T_y} \log p(y_l | y_{<l}, \mathbf{x}). \quad (6)$$

3.2 Supervised Attention Model with Keyboard Neighborhoods Information

The attention $\alpha_{i,1}, \alpha_{i,2}, \dots, \alpha_{i,T_x}$ in each step plays an important role in predicting the next word. However, as shown in equation (5), the original attention mechanism, which selectively focuses on the source words, does not take into account any knowledge of the keyboard neighborhoods, which is crucial for Chinese pinyin typo correction. This

knowledge is especially useful when tackling typo correction for acronym pinyin input. Thus, in this section, we introduce discrete and probabilistic keyboard neighborhoods information of users pinyin input to capture the explicit knowledge about users input behaviors for enhancing the attention mechanism and improving pinyin typo correction quality. To integrate the keyboard neighborhoods information into attentional NMT, we propose a novel alignment model using the transition probabilities between adjacent letters. We then use this alignment model to supervise the learning of the attention mechanism.

Assuming that we have such a prior knowledge p_t , given a letter l_i , we assign a probability $p_t(l_i \rightarrow l_s)$ for any other letter l_s . $p_t(l_i \rightarrow l_s)$ represents the probability that the user wants to enter l_i but type in l_s instead since l_s is adjacent to l_i on the keyboard, i.e., $p_t(l_i \rightarrow l_s)$ is the probability that letter l_i transfers to the letter l_s . Given a vocabulary V_l containing letters on the keyboard (for instance, 26 Latin letters), for a letter l_s , the probability $p_t(l_i \rightarrow l_s)$ will be zero for most letters in V_l . We first describe how to integrate these probabilities into attentional NMT, and then explain how to obtain the p_t from the dataset.

Converting Transition Probabilities into Alignment Model

For each pinyin sequence pair (L, S) , we define an alignment matrix ϕ with $T_L + 1$ rows (T_L letters and one $\langle \text{EOS} \rangle$) and $T_S + 1$ columns (T_S pinyin words and one $\langle \text{EOS} \rangle$). For $1 \leq i \leq T_L$ and $1 \leq j \leq T_S$, ϕ_{ij} is computed as:

$$\phi_{ij} = \max_{1 \leq k \leq |S_j|} p_t(s_{jk} \rightarrow l_i) A_{i,j}, \quad (7)$$

and for $i = T_L + 1$ or $j = T_S + 1$, ϕ_{ij} is computed as:

$$\phi_{ij} = \begin{cases} 1 & i = T_L + 1, j = T_S + 1 \\ 0 & \text{otherwise} \end{cases}, \quad (8)$$

where $A_{ij} = 1$ in equation 7 denotes that letter l_i is translated as a part of word S_j , otherwise $A_{ij} = 0$. In fact, A represents a segmentation of the input sequence. Given input sequence L and pinyin words S , algorithm 1 shows how to obtain the segmentation of L . In line 29 of algorithm 1, we notice that there is a procedure `CALCScore`. Supposing that variable Seg contains a segmentation of L which is represented as $\{seg_1, seg_2, \dots, seg_{T_S}\}$, we then use the procedure `CALCScore` and the edit distance [Wagner and Fischer, 1974] to compute the score ζ of this segmentation by:

$$\zeta = - \sum_{n=1}^{T_S} \text{EditDistance}(seg_n, s_n). \quad (9)$$

Given an original alignment matrix ϕ in Figure 3a, we use scaling transformation to get the probability distribution ϕ^* . Figure 3b shows the result matrix ϕ^* . We then use ϕ^* to supervise the learning of the attention mechanism.

Using Alignment Model to Supervise Attentional NMT

Based on the ‘‘ground-truth’’ alignment matrix ϕ^* mentioned above and the attentions ϕ' generated by the NMT model, we define the following distance function between ϕ^* and ϕ' :

Algorithm 1 Generating segmentation of the input sequence L

```

1: global variables
2:  $SEGMENTATIONS$   $\triangleright$  Candidate segmentations
3:  $SCORES$   $\triangleright$  Scores for candidate segmentations
4:  $MAX\_LEN$   $\triangleright$  Max length of Chinese pinyin words
5: end global variables
6: procedure GENSEGMENTATION( $L, S$ )
7:    $SegNum \leftarrow T_S - 1$ 
8:   Initialize  $Seg$  as an empty string
9:    $SCORES \leftarrow []$ 
10:   $SEGMENTATIONS \leftarrow []$ 
11:   $BeginPos \leftarrow 0$ 
12:   $MAX\_LEN \leftarrow 6$   $\triangleright$  6 is the max length of Chinese
    pinyin words
13:  SEGMENT( $BeginPos, SegNum, Seg, L, S$ )
14:   $MaxScore \leftarrow \text{MAX}(SCORES)$ 
15:   $index \leftarrow \text{argmax}_{index} SCORES$ 
16:  return  $SEGMENTATIONS[index]$ 
17: procedure SEGMENT( $BeginPos, SegNum, Seg, L, S$ )
18:  if  $SegNum > 0$  then
19:    if  $BeginPos + MAX\_LEN < T_L$  then
20:       $EndPos \leftarrow BeginPos + MAX\_LEN$ 
21:    else
22:       $EndPos \leftarrow T_L$ 
23:    for  $i \leftarrow BeginPos + 1$  to  $EndPos$  do
24:       $Seg \leftarrow Seg + L[BeginPos, i] + "$  "
25:       $SegNum \leftarrow SegNum - 1$ 
26:      SEGMENT( $i, SegNum, Seg, L, S$ )
27:    else
28:       $Seg \leftarrow Seg + L[BeginPos:]$ 
29:       $\zeta \leftarrow \text{CALCScore}(Seg, S)$ 
30:      Append  $\zeta$  to  $SCORES$ 
31:      Append  $Seg$  to  $SEGMENTATIONS$ 

```

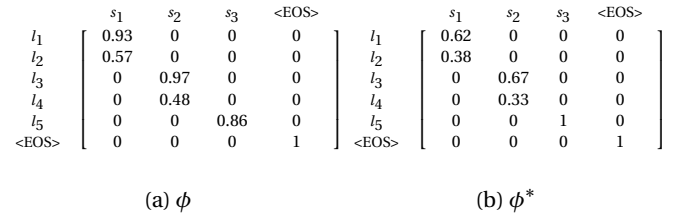


Figure 3: The original alignment matrix ϕ and the alignment matrix ϕ^* after transformation.

$$\ell(\phi^*, \phi') = \|\phi^* - \phi'\|_2^2. \quad (10)$$

Combined with the previous function in equation 6, we finally obtain the following loss function:

$$Loss = - \sum_{\langle \mathbf{x}, \mathbf{y} \rangle \in \mathcal{C}} \left\{ \sum_{l=1}^{T_y} \log p(y_l | y_{<l}, \mathbf{x}) - \ell(\phi^*, \phi') \right\}. \quad (11)$$

As shown above, the loss function consists of two parts. The first part represents the loss term about typo correction

and the second part represents the loss term about alignment model which incorporates the transition probabilities between adjacent letters. We then minimize them jointly in our training process.

Obtaining Prior Knowledge p_t from Data

In the previous sections, we propose a method of using prior knowledge p_t to supervise the learning of attention mechanism. Now, we define the ways to obtain the prior knowledge p_t from the real-life input behaviors of anonymous users.

$p_t(l_i \rightarrow l_j)$ represents the probability that the user wants to enter l_i but type in l_j instead, since l_j is adjacent to l_i on the keyboard. These probabilities can be learned directly from users’ editing actions. Specifically, users press backspace on the keyboard to modify the typos, then they delete the mistyped letters and re-type in the correct ones. Motivated by this observation, $p_t(l_i \rightarrow l_j)$ is calculated by:

$$p_t(l_i \rightarrow l_j) = \frac{N(l_i \rightarrow l_j)}{N(l_i)}, \quad (12)$$

where $N(l_i \rightarrow l_j)$ denotes the number of times that the letter l_i is wrongly entered as the letter l_j in the actual editing actions, and $N(l_i)$ indicates the total number of times the letter l_i being inputted.

4 Experiments

4.1 Data Preparation

Our real-life datasets come from user logs of the Chinese input method called Sogou-Pinyin⁴. The user logs mainly include the following parts:

- The user’s input string, which is an unsegmented sequence of Latin letters (henceforth referred to as “original input”);
- The desired Chinese sentence selected by the user (henceforth referred to as “target Chinese sentence”) from the candidates, which are generated by the IME and consist of one or more Chinese words;
- The backspace and re-enter operations made by the user will be recorded if the candidates do not meet the user’s needs due to typos or other reasons.

We extracted original input and target Chinese sentence pairs from these data for experiments. Under the normal circumstances, users should input the complete pinyin sequence corresponding to the target Chinese sentence. However, original input may contain abnormal input due to typos. We classified abnormal input into two types: acronym pinyin input and misspelled pinyin input (acronym pinyin input also contains typos). According to the acronym pinyin’s position in the original input, we simply divided acronym pinyin input into two categories:

- **Global acronym pinyin input.** Each of the Chinese characters uses acronym pinyin for representing, for example: “你好 → ni hao ma → n h m”.

- **Local acronym pinyin input.** Only a part of Chinese characters use acronym pinyin for representing, for example: “你好 → ni hao ma → ni hao m” or “你好 → ni hao ma → ni h m”.

User input	Target Chinese sentence (in pinyin form)	Input type
dadianhuageini	da dian hua gei ni	CP
xianzqub	xian zai qu ba	LAP
yijianzq	yi jian zhong qing	LAP
bgnll	bu gen ni liao le	GAP
niyiubudhi	ni you bu shi	MP

Table 1: Some sample data extracted from user logs and its corresponding input type. For convenience, we use **CP** to indicate the correct pinyin input, **LAP** to be the local acronym pinyin input, **GAP** for the global acronym pinyin input and **MP** for the misspelled pinyin input.

Input type	#Records	Proportion(%)
CP	488,583	41.58
LAP	408,228	34.74
GAP	211,261	17.98
MP	66,717	5.70

Table 2: Input types distribution. We can observe that there is a large proportion of acronym pinyin input in the real-life data.

Table 1 shows examples that we extracted from the user logs. The distribution of the input types is given in Table 2. It should be noted that the original input is a continuous sequence without segmentation. In addition, unlike English and other languages, the original input only expresses the pronunciation information of the target Chinese sentence, so we translated the target Chinese sentence into its pinyin form to obtain the target pinyin sentence. We treat the original input as the source sentence and the target pinyin sentence as the target sentence in our approach. Finally, 1,179,789 anonymous users’ typing records during 2 days were collected in total. From the extracted dataset with about 1M parallel sentences, we randomly selected close to 50K parallel sentences for using as a development set, 100K for testing and 850K for training.

4.2 Evaluation Metrics and Baselines

We evaluate KNPTC with conventional sequence labeling evaluation metrics: word accuracy and sentence accuracy, which have significant impacts on user experience of IMEs [Jia and Zhao, 2014].

We compare KNPTC with two approaches: GoogleIT and JGM (state-of-the-art method). GoogleIT contains a practical pinyin input method. We use its public APIs for testing. JGM is proposed in [Jia and Zhao, 2014]. The basic idea of JGM is to adopt the graph model for pinyin typo correction and segmentation jointly. We obtain its source code from the author⁵ and use its default settings for hyper param-

⁴<https://pinyin.sogou.com>

⁵<http://bcmi.sjtu.edu.cn/~zhaohai>

Original input	Target sentence	JGM	GoogleIT	KNPTC
yijiam	yi jian	yi jian	yi jia men	yi jian
yigeciaos	yi ge xiao shi	yi ge xiao a	yi ge ci ao shen	yi ge xiao shi
zhongqiykuail	zhong qiu kuai le	zhong qiu kuai a	zhong qi yi kuai le	zhong qiu kuai le
smsuh	shen me shi hou	si shuo	shuo ming shu he	shen me shi hou
gabgshuix	gang shui xing	gang shui a	ga bu guo shui xing	gang shui xing

Table 3: Example typo corrections made by JGM, GoogleIT and KNPTC. Typo correction made by KNPTC is in **bold**.

ters. The metrics for evaluating each model are the accuracy of prediction.

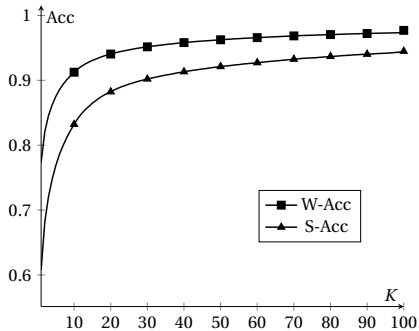


Figure 4: W-Acc and S-Acc with different K s for KNPTC.

Input type	Acc	JGM	GoogleIT	KNPTC
CP	W-Acc	99.86	99.89	99.83
	S-Acc	99.51	99.78	99.64
LAP	W-Acc	55.06	90.19	93.11
	S-Acc	0	78.20	83.40
GAP	W-Acc	17.01	61.78	62.94
	S-Acc	0	35.77	31.18
MP	W-Acc	68.11	50.90	95.19
	S-Acc	47.84	11.58	88.87
MIX	W-Acc	68.69	84.09	91.25
	S-Acc	44.85	70.58	83.22

Table 4: Comparison with baseline systems on identical dataset for different input types. MIX stands for CP+LAP+GAP+MP.

4.3 Training Details and Results

The embedding size of character-level encoder and word-level decoder is set to 256, and the hidden unit size is 128. All the parameters are initialized from a uniform distribution. Our model converges after about 350K iterations. When running on a single GPU device Tesla K40, it takes two days to train our model. We choose K best candidates for pinyin typo correction. Figure 4 shows the results of KNPTC on development dataset for different K s. We choose the value of K when the improvements of performance on W-Acc of K best candidates is less than the threshold τ . Considering the practical need for the number of candidates in IMEs, we set τ to 0.005 and get $K = 10$ for pinyin typo correction.

The examples of typo corrections in Table 3 demonstrate the abilities of KNPTC, which is able to handle a variety of pinyin typos, e.g., due to keyboard neighborhood ($qiy \rightarrow qiu$, $gabg \rightarrow gang$) or acronym pinyin ($smsuh \rightarrow shen me shi hou$). Considering that the users' real-life input contains different types, to further inspect the robustness of KNPTC, we evaluate the performance of each method separately on all input types, i.e., CP, LAP, GAP, MP and mixed input type. Table 4 shows the performance of JGM, GoogleIT and KNPTC on the test dataset. Some observations can be derived: **1)** KNPTC performs significantly better than JGM in almost all the cases, especially for LAP and GAP (with 38.05% and 45.93% improvements for W-Acc). From Table 3 we notice that JGM fails to generate the correct sentence for acronym pinyin input due to its shortness and sparsity, while KNPTC performs well on both LAP and GAP. The reason is that KNPTC is more capable of learning the sensible semantic information and typing patterns of user input. Besides, KNPTC is able to capture the alignments information with transition probabilities between adjacent letters in the decoding stage, and thus it can select more relevant input to predict the next target word. It is worth noting that acronym pinyin input occupies a large part in real-life user input. Therefore, KNPTC is more practical than JGM. **2)** KNPTC outperforms GoogleIT, especially for MP (with 44.29% and 77.29% improvements for W-Acc and S-Acc). From Table 3 we can observe that GoogleIT fails to correctly segment the original pinyin input due to the existence of typos and therefore it can not produce correct results. KNPTC overcomes this problem by finding the optimal segmentation and typo correction jointly on the user's original input pinyin sequence. We can also observe that KNPTC's S-Acc on GAP is slightly lower than that of GoogleIT. This can be attributed to the fact that the language model of Chinese sentences is not been fully exploited in KNPTC, which is useful for candidates generation. To make typo correction better, we plan to integrate it with KNPTC in future work. **3)** KNPTC's S-Acc on LAP, MP and MIX is significantly better than that of GoogleIT and JGM. This means that KNPTC can generate better candidate sentences, which is critical to the user experience of IMEs. From the results in Table 4, we can further conclude that the alignments information with transition probabilities between adjacent letters can help improve the overall performance.

5 Conclusion

In this paper, we propose an effective approach called KNPTC to integrate the transition probabilities between adjacent letters into attentional NMT to capture more sensi-

ble typo correction patterns. KNPTC finds the optimal segmentation and typo correction jointly on the user's original input pinyin sequence. In addition, KNPTC can also cope with the typo correction of acronym pinyin input. Experiments show that KNPTC can evidently improve the pinyin typo correction performance. To our best knowledge, our work is among the earliest studies in leveraging neural machine translation for Chinese pinyin typo correction.

References

- [Bahdanau *et al.*, 2014] Dzmitry Bahdanau, Kyunghyun Cho, and Yoshua Bengio. Neural machine translation by jointly learning to align and translate. *CoRR*, abs/1409.0473, 2014.
- [Chen and Lee, 2000] Zheng Chen and Kai-Fu Lee. A new statistical approach to chinese pinyin input. In *38th Annual Meeting of the Association for Computational Linguistics, Hong Kong, China, October 1-8, 2000.*, 2000.
- [Chen *et al.*, 2015] Shenyuan Chen, Hai Zhao, and Rui Wang. Neural network language model for chinese pinyin input method engine. In *Proceedings of the 29th Pacific Asia Conference on Language, Information and Computation, PACLIC 29, Shanghai, China, October 30 - November 1, 2015*, 2015.
- [Gao *et al.*, 2010] Jianfeng Gao, Xiaolong Li, Daniel Micol, Chris Quirk, and Xu Sun. A large scale ranker-based system for search query spelling correction. In *Proceedings of the 23rd International Conference on Computational Linguistics*, pages 358–366, 2010.
- [Ji *et al.*, 2017] Jianshu Ji, Qinlong Wang, Kristina Toutanova, Yongen Gong, Steven Truong, and Jianfeng Gao. A nested attention neural hybrid model for grammatical error correction. In *Proceedings of the 55th Annual Meeting of the Association for Computational Linguistics, ACL 2017, Vancouver, Canada, July 30 - August 4, Volume 1: Long Papers*, pages 753–762, 2017.
- [Jia and Zhao, 2014] Zhongye Jia and Hai Zhao. A joint graph model for pinyin-to-chinese conversion with typo correction. In *Proceedings of the 52nd Annual Meeting of the Association for Computational Linguistics, ACL 2014, June 22-27, 2014, Baltimore, MD, USA, Volume 1: Long Papers*, pages 1512–1523, 2014.
- [Jia *et al.*, 2013] Zhongye Jia, Peilu Wang, and Hai Zhao. Graph model for chinese spell checking. In *Proceedings of the Seventh SIGHAN Workshop on Chinese Language Processing*, pages 88–92, 2013.
- [Junczys-Dowmunt and Grundkiewicz, 2016] Marcin Junczys-Dowmunt and Roman Grundkiewicz. Phrase-based machine translation is state-of-the-art for automatic grammatical error correction. In *Proceedings of the 2016 Conference on Empirical Methods in Natural Language Processing, EMNLP 2016, Austin, Texas, USA, November 1-4, 2016*, pages 1546–1556, 2016.
- [Luong *et al.*, 2015] Thang Luong, Hieu Pham, and Christopher D. Manning. Effective approaches to attention-based neural machine translation. In *Proceedings of the 2015 Conference on Empirical Methods in Natural Language Processing, EMNLP 2015, Lisbon, Portugal, September 17-21, 2015*, pages 1412–1421, 2015.
- [Rozovskaya and Roth, 2010] Alla Rozovskaya and Dan Roth. Generating confusion sets for context-sensitive error correction. In *Proceedings of the 2010 conference on empirical methods in natural language processing*, pages 961–970, 2010.
- [Schuster and Paliwal, 1997] Mike Schuster and Kuldeep K. Paliwal. Bidirectional recurrent neural networks. *IEEE Trans. Signal Processing*, 45(11):2673–2681, 1997.
- [Sutskever *et al.*, 2014] Ilya Sutskever, Oriol Vinyals, and Quoc V Le. Sequence to sequence learning with neural networks. In *Advances in neural information processing systems*, pages 3104–3112, 2014.
- [Wagner and Fischer, 1974] Robert A. Wagner and Michael J. Fischer. The string-to-string correction problem. *J. ACM*, 21(1):168–173, 1974.
- [Wang *et al.*, 2001] Jingtao Wang, Shumin Zhai, and Hui Su. Chinese input with keyboard and eye-tracking: an anatomical study. In *Proceedings of the CHI 2001 Conference on Human Factors in Computing Systems, Seattle, WA, USA, March 31 - April 5, 2001*, pages 349–356, 2001.
- [Xie *et al.*, 2016] Ziang Xie, Anand Avati, Naveen Arivazhagan, Dan Jurafsky, and Andrew Y. Ng. Neural language correction with character-based attention. *CoRR*, abs/1603.09727, 2016.
- [Zhang *et al.*, 2017] Jinchao Zhang, Mingxuan Wang, Qun Liu, and Jie Zhou. Incorporating word reordering knowledge into attention-based neural machine translation. In *Proceedings of the 55th Annual Meeting of the Association for Computational Linguistics, ACL 2017, Vancouver, Canada, July 30 - August 4, Volume 1: Long Papers*, pages 1524–1534, 2017.
- [Zheng *et al.*, 2011a] Yabin Zheng, Chen Li, and Maosong Sun. CHIME: an efficient error-tolerant chinese pinyin input method. In *IJCAI 2011, Proceedings of the 22nd International Joint Conference on Artificial Intelligence, Barcelona, Catalonia, Spain, July 16-22, 2011*, pages 2551–2556, 2011.
- [Zheng *et al.*, 2011b] Yabin Zheng, Lixing Xie, Zhiyuan Liu, Maosong Sun, Yang Zhang, and Liyun Ru. Why press backspace? understanding user input behaviors in chinese pinyin input method. In *Proceedings of the 49th Annual Meeting of the Association for Computational Linguistics: Human Language Technologies: short papers-Volume 2*, pages 485–490, 2011.