

---

# Internal node bagging: an explicit ensemble learning method in neural network training

---

Shun Yi

Department of Computer Science  
North China University of Technology  
ShunYi@ncut.edu.cn

## Abstract

We introduce a novel view to understand how dropout works as an inexplicit ensemble learning method, which do not point out how many and which nodes to learn a certain feature. We propose a new training method named *internal node bagging*, this method explicitly force a group of nodes to learn a certain feature in training time, and combine those nodes to be one node in inference time. It means we can use much more parameters to improve model's fitting ability in training time while keeping model small in inference time. We test our method on several benchmark datasets and find it significantly more efficiency than dropout on small model.

## 1 Introduction

Neural network is a powerful universal approximator, we can easily increase its fitting ability by adding more layers or more nodes in each layer. As large labeled datasets and computing resource are relatively easy to obtain now, neural network is widely used in compute vision, NLP and other domain. However, big networks with regularization always perform better than small networks without regularization, it means regularization method is still useful and worth to investigate even we have large dataset.

Dropout [Hinton et al., 2012] is a famous regularization method which randomly set the outputs of some hidden nodes or input nodes to zero in training time. It is commonly accepted that dropout training is similar to bagging [Breiman, 1996], for each training example, dropout randomly delete some node from network, and train a more "thinner" subnet. Those subnets are trained on different samples and averaged in inference time. Instead of making any real model average which will cost too much computing resource, a very simple approximate averaging method is applied by scaling weights. Dropout can significantly reduce over-fitting and improve test performance.

In this paper, we introduce a novel view to understand how dropout works as an ensemble learning method, and why scaling weights works well. Then we propose a more "explicit" ensemble learning method in NN training according to our theory, named *internal node bagging*. We compare it with dropout on different image datasets and find our method significantly more efficiency than dropout on small model.

## 2 Motivation

Consider a fully connected network with some hidden layers, let  $l$  index the hidden layers,  $y^l$  denote the output vector of layer  $l$ .  $W^l$  and  $b^l$  are the weights and biases of layer  $l$ , non-linear activation function is  $f$ . so, the forward propagation of a neural network can be described below:

$$y^l = f(W^l y^{l-1} + b^l) \quad (1)$$

Let  $m^l$  be the drop mask, if we apply dropout on the output of  $l - 1$ th layer with keep probability  $p$ . it can be described below:

$$m^{l-1} \sim \text{Bernoulli}(p) \quad (2)$$

$$y^l = f(W^l (m^{l-1} * y^{l-1}) + b^l) \quad (3)$$

Consider a network to classify white horse and zebra show in figure 1a. This simple one layer full connect network have 4 input nodes, they represent different features belong to horse and zebra, the first node represent black-white strip, the second node represent foot type, the third node represent tail type, and the last input node represent head type. The output node predict the probability that the given input features belong to zebra. If we apply dropout on the input layer and the only difference between white horse and zebra is black-white strip, then the network absolutely cannot classify white horse and zebra if the first node which represent black-white strip is dropped.

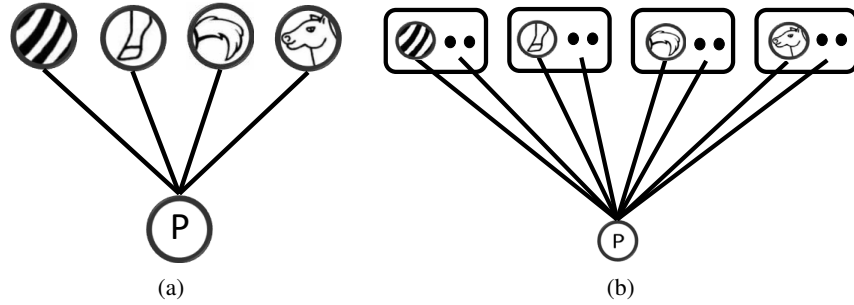


Figure 1: (a): An one layer full connected network to classify zebra and white horse, different node represents different feature.(b): Similar to (a), but for every feature, there are a group of nodes represent it.

Those feature like black-white strip we call it *key feature*, it is the key to classify different type of samples. To avoid those key features are dropped while training, the network will learn more than one node to represent each of them. As we can see in figure 1b, it is the multi node per feature edition, there are four group of nodes, every group contain more than one node and all of those node represent same feature. If the drop probability is 0.5 for every node and key feature's drop probability is less than 0.01, then every group should at least contain  $\log_{0.5} 0.01$  nodes.

Consider there is a full connected network, the  $l - 1$ th layer contain  $k$  groups and every group have  $n$  nodes,  $y_{ij}^{l-1}$  is the output of the  $j$ th node from  $i$ th group of layer  $l - 1$ ,  $w_{ij}^l$  and  $m_{ij}^{l-1}$  is the corresponding weight and mask, the forward propagation is:

$$y^l = f\left(\sum_i^k \sum_j^n w_{ij}^l (m_{ij}^{l-1} y_{ij}^{l-1}) + b^l\right) \quad (4)$$

Because all nodes in a group represent same feature, so we can assumes their weights will converge to same value  $w_i^l$  as the training process going. We can simplify 4 to:

$$y^l = f\left(\sum_i^k w_i^l \sum_j^n (m_{ij}^{l-1} y_{ij}^{l-1}) + b^l\right) \quad (5)$$

According to 5, we can simplify neural network with dropout to network described in figure 2. Different to network in figure 1b, there is only one output every group, which sampled from nodes in corresponding group.

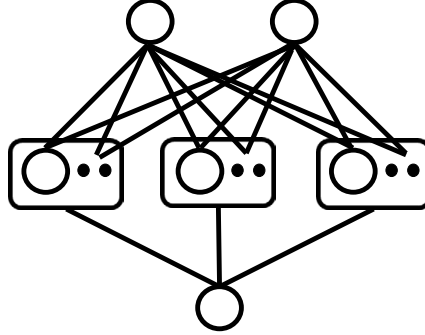


Figure 2: Internal node bagging style network. Compare to 1b, there are only one output sampled from corresponding nodes for every group.

Network described figure 2 is very similar to maxout [Goodfellow et al., 2013], but instead choose the biggest output in a group, we randomly sample a value from a group. For network simplified from dropout, the sampled value  $s_i^l$  computed by:

$$s_i^l = \sum_j^n m_{ij}^l y_{ij}^l \quad (6)$$

We previously think dropout training different subnets on different samples, and it is why dropout works as an ensemble training method. But now we have a more explicit view to understand how dropout works: for every feature in a layer, there are a group of nodes to learn it. Next layer randomly sample a value from those nodes as the feature activation value while training. In inference time, Scaling weights actually let every group output the expected feature activation value, and it is why scaling weights works well.

Dropout is powerful, but we think it still has some drawbacks:

- Dropout don't group nodes, so we can't reduce parameter and computation to  $1/n$  ( $n$  nodes every group) both in training time and inference time like network in figure 2.
- If dropout group nodes, we can combine nodes in a group to be one node in inference time as long as we use "mostly linear" activate function like *relu* [Glorot et al., 2012]. Then we can reduce parameter and computation to  $1/n$  again.
- How many nodes in a group is determined inexplicitly by drop probability, we can't set group size explicitly.
- We can't select different methods to sample feature activation value from a group.

All problem caused by dropout doesn't set groups explicitly, so we propose a new network training method: *internal node bagging*. Compare to network described in figure 2, *internal node bagging* apply another 2 tricks:

- We use *relu* in all experiment. We can assume the outputs of a group have very similar value, so it is highly possible that those value distribute on the linear part of *relu*, and combine nodes in inference time is possible.
- To force nodes in a group to learn same feature, we periodically compute average weights and biases in a group and assign it to all nodes in this group.

We outline detail model description in section 3, and experiment results in section 4.

### 3 Model description

In this section, we first introduce how to combine nodes in a group to be one node and how to compute average weights, then we introduce 3 methods to sample a value from a group used in our experiments.

#### 3.1 combine nodes

For a given input, the expected value sampled from a group is:

$$E_m(s_i^l) = E_m\left(\sum_j^n m_{ij}^l y_{ij}^l\right) \quad (7)$$

$$= \sum_j^n E_m(m_{ij}^l) y_{ij}^l \quad (8)$$

Because for all  $j$ ,  $m_{ij}^l$  obey same distribution, so, let:

$$E_m(m_{ij}^l) = E_m(m_i^l) \quad (9)$$

Then, we can simplify 8 to:

$$E_m(s_i^l) = E_m(m_i^l) \sum_j^n y_{ij}^l \quad (10)$$

Consider<sup>1</sup>:

$$y_{ij}^l = \text{relu}(w_{ij}^l y^{l-1} + b_{ij}^l) \quad (11)$$

So, we can simplify 10 to:

$$E_m(s_i^l) = E_m(m_i^l) \sum_j^n \text{relu}(w_{ij}^l y^{l-1} + b_{ij}^l) \quad (12)$$

Assumes for all  $j$ ,  $w_{ij}^l y^{l-1} + b_{ij}^l$  distribute on the linear part of  $\text{relu}$ , which means they have same sign. so:

$$E_m(s_i^l) = \text{relu}\left(E_m(m_i^l) \sum_j^n w_{ij}^l y^{l-1} + E_m(m_i^l) \sum_j^n b_{ij}^l\right) \quad (13)$$

We use new weights and biases described in 13 to compute expected activation value in inference time, rather than compute all node's outputs and randomly sample a value.

#### 3.2 compute average weights

Consider a layer  $l$  and group  $i$ , average weight is  $w^*$ , average bias is  $b^*$ , then:

$$n E_m(m_i^l) \text{relu}(w^* y^{l-1} + b^*) = E_m(s_i^l) \quad (14)$$

So:

$$w^* = \frac{1}{n} \sum_j^n w_{ij}^l \quad (15)$$

$$b^* = \frac{1}{n} \sum_j^n b_{ij}^l \quad (16)$$

We periodically compute average weights and biases in a group, and assign it to all nodes in this group to force them learn same feature.

---

<sup>1</sup>  $w_{ij}^l$  here is different from it in 4, they just represent corresponding weights

### 3.3 sample methods

We propose 3 methods to sample an activation value from a group, they are *probably out*, *single out* and *scale out*.

For probably out, every node in a group has same probability to be sampled independently. For single out, only one node will be sampled every time. Scale out is very special. Consider for a given input,  $y_i^l$  is the "true" feature activation value of group  $i$  in layer  $l$ ,  $r_{ij}^l$  is a random variable, and:

$$y_{ij}^l = r_{ij}^l y_i^l \quad (17)$$

So, we can reform 5 to:

$$y^l = f\left(\sum_i^m w_i^l y_i^{l-1} \sum_j^n (m_{ij}^l r_{ij}^{l-1}) + b^l\right) \quad (18)$$

18 shows that sample an activation value from a group is equal to multiply the "true" activation value by a random variable, and this is exactly what scale out do. For scale out, every group contains only one node, activation value of a group is computed by using a random variable to scale the output of the node.

Consider we want to use scale out to simulate a probably out which has group size  $n$  and keep/sample probability  $p$ , the random variable we use is  $z^*$ :

$$z \sim N(np, np(1-p)) \quad (19)$$

$$z^* = \min(\max(0, z), 2np) \quad (20)$$

We will use scale out to simulate probably out in follow experiments, every time we say scale out with group size  $n$  means we use corresponding random variable to let scale out simulate probably out with group size  $n$ .

## 4 Experiments

We evaluate our models on MINIST [Lecun et al., 1998], CIFAR-10 [Krizhevsky, 2009] and SVHN [Netzer et al., 2011]. We will focus on the performance of models which have same number of parameters in inference time. Settings shared in all experiments are below:

- We use softmax layer to compute the probabilities of different class, use cross entropy function to compute loss.
- When we apply dropout or internal node bagging, we apply it in all hidden layers.
- We use Adam [Kingma and Ba, 2014] to optimize our models, set beta1 to 0.9, beta2 to 0.999. Batch size is fixed to 128. All weights are initialized by Xavier initialization [Glorot et al., 2012], biases are initialized to zero.
- We don't use any other normalization method like L2 norm.
- All keep/sample probability used in probably out and scale out is 0.5.

We implement our models using tensorflow, you can get all of our source code on [www.github.com/Xiong-Da/internal\\_node\\_bagging](http://www.github.com/Xiong-Da/internal_node_bagging).

### 4.1 MINIST

MINIST [Lecun et al., 1998] dataset consists of 28\*28 pixel grey images of handwritten digits 0-9, with 60000 samples for training and 10000 samples for testing. Experiment setting are below:

- We scale pixel value to [0,1] and don't use any data argument methods.
- We use full connected network with 2 same width hidden layers, and test different model width.
- We train first 100 epochs with learning rate 1e-3, and then train other 100 epochs with learning rate 1e-4.
- We default apply weight average described in 3.2 every 20 epochs.

- We run each model 5 times and compute their average performance.

Figures in 3 show the performance of different models with different width and group size. As we can see in those figures, all our 3 methods better than dropout with model width smaller than 512. On small model, single out is very efficiency and increase group size can get significantly performance improvement, but on big model, single out is inferior to dropout and increase group size can't get much performance improvement. Probably out and scale out perform slightly inferior to dropout and increase group size get bad performance on big model.

Figures in 4 show the effect of weight average described in 3.2. As we can see in those figures, even apply weight average once can significantly improve our methods' performance especially on large model and group size. Compare to probably out, single out is more robust. We get best performance using average frequency around 5-10 epochs.

Figures in 5 show the converge speed of different models with weight average every 20 epochs. As we can see in those figures, probably out is not stable at the begging of training but converge soon, single out and scale out is relatively more stable. All our 3 methods converge fast in our experiments.

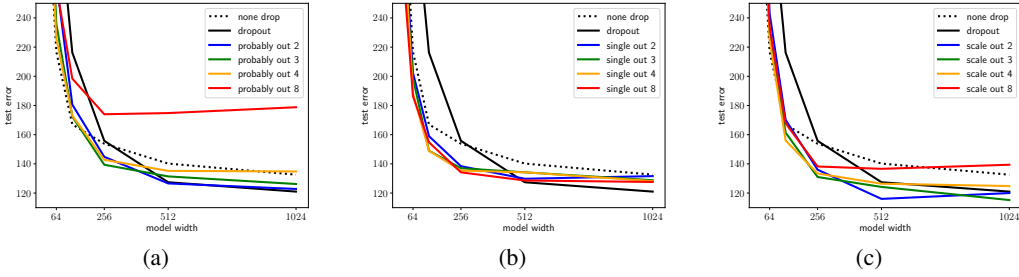


Figure 3: Compare the test error of different models with different width and group size on MNIST dataset. Model width means how many nodes or groups a layer has. "probably out 2" means training method is probably out and group size is 2. (a) compare probably out with dropout and none dropout. (b) and (c) is corresponding to single out and scale out.

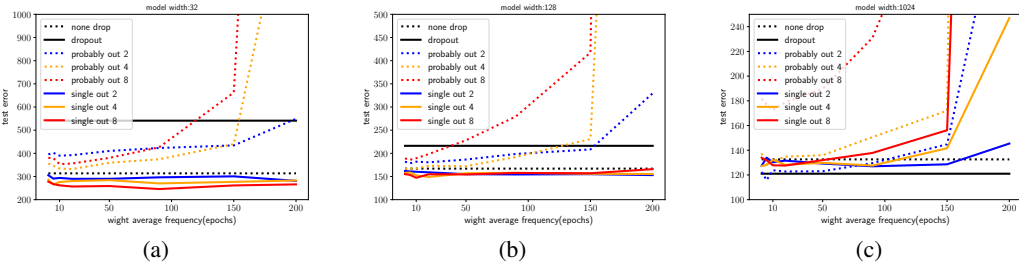


Figure 4: Analyze the effect of weight average described in 3.2 on different models on MNIST dataset. Weight average frequency means train how many epochs and then apply weight average once. We only train 200 epochs, so frequency 200 means don't apply weight average. (a) compare different frequency on model width 32, (b) and (c) is corresponding to width 128 and 1024.

## 4.2 CIFAR-10 and SVHN

CIFAR-10 [Krizhevsky, 2009] is a data set of natural 32\*32 RGB images in 10-classes with 50000 images for training and 10000 for testing.

SVHN [Netzer et al., 2011] is a real-world 32\*32 RGB image dataset for developing machine learning and object recognition algorithms. It is very similar to MNIST that those samples in SVHN are small images of digits. SVHN has 73257 images for training, 26032 images for testing.

We use same experiment setting on both dataset:

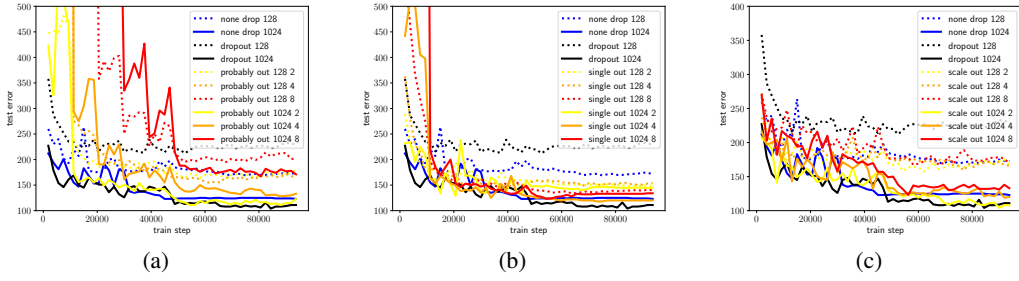


Figure 5: Compare the convergence speed of different models with different width and group size on MNIST dataset. "probably out 128 2" means training method is probably out, model width is 128 and group size is 2. (a) compare probably out with dropout and none dropout. (b) and (c) is corresponding to single out and scale out.

- We argument train images by randomly crop and left-right flit.
- The CNN we use in table 1 is similar to the "base model C" described in [Springenberg et al., 2014], just remove last 1\*1 convolution layer. All stride in convolution layer is 1, all padding is "SAME" except the last 3\*3 convolution layer. We test different model width, for example, when we say model width 0.5 mean we multiply the number of filters each layer in table 1 by 0.5.
- We train first 100 epochs with learning rate 1e-3, then train another 100 epochs with learning rate 2e-4, and train last 100 epochs with learning rate 5e-5.
- We apply weight average described in 3.2 every 20 epochs.
- Group size is fix to 2.

Test results are show on table 2. We don't make comprehensive experiments on the 2 dataset, but the results is similar to what we get on MNIST: our methods show great advantage on small model. Single out perform not as good as it on MNIST, it seems that single out is more easily to overfit.

Table 1: The architecture of CNN used for classification on CIFAR-10 and SVHN.

32*32 RGB image
2 layer of 3*3 conv.64
3*3 max-pooling stride 2
2 layer of 3*3 conv.128
3*3 max-pooling stride 2
3*3 conv.192
1*1 conv.192
global averaging over 6*6 spatial dimensions
10-way softmax

Table 2: Test error(%) on CIFAR-10 and SVHN.

dataset	model width	none drop	dropout	probably out	single out	scale out
CIFAR-10	0.25	29.37	36.78	26.19	27.07	22.41
	0.5	22.20	21.08	17.69	19.78	16.50
	1	18.62	14.77	14.35	16.48	14.33
SVHN	0.25	13.49	10.44	8.17	11.50	7.40
	0.5	9.20	6.23	6.16	8.48	6.27
	1	8.09	5.71	6.09	7.02	6.11

## 5 Conclusion

We have introduced a novel view to understand how dropout works, and proposed a new ensemble training algorithm named *internal node bagging*. We test it on 3 different benchmark dataset and find it significantly more efficiency on small models. But we don't get the performance we expect. For example, in the experiments on MINIST, single out with model width 256 and group size 4 has same number of parameters with dropout with model width 512 in train time, but dropout get much better inference performance. For scale out and probably out, big group size even is harmful to performance. Further research will be conducted to let our methods benefit more from group size increase.

## References

- Leo Breiman. Bagging predictors. *Machine Learning*, 24(2):123–140, 1996.
- X. Glorot, A. Bordes, and Y. Bengio. Deep sparse rectifier neural networks. In *International Conference on Artificial Intelligence and Statistics*, pages 315–323, 2012.
- Ian J Goodfellow, David Warde-Farley, Mehdi Mirza, Aaron Courville, and Yoshua Bengio. Maxout networks. *Computer Science*, pages 1319–1327, 2013.
- Geoffrey E Hinton, Nitish Srivastava, Alex Krizhevsky, Ilya Sutskever, and Ruslan R Salakhutdinov. Improving neural networks by preventing co-adaptation of feature detectors. *Computer Science*, 3(4):págs. 212–223, 2012.
- Diederik Kingma and Jimmy Ba. Adam: A method for stochastic optimization. *Computer Science*, 2014.
- Alex Krizhevsky. Learning multiple layers of features from tiny images. 2009.
- Y. Lecun, L. Bottou, Y. Bengio, and P. Haffner. Gradient-based learning applied to document recognition. *Proceedings of the IEEE*, 86(11):2278–2324, 1998.
- Yuval Netzer, Tao Wang, Adam Coates, Alessandro Bissacco, Bo Wu, and Andrew Y Ng. Reading digits in natural images with unsupervised feature learning. *Nips Workshop on Deep Learning & Unsupervised Feature Learning*, 2011.
- Jost Tobias Springenberg, Alexey Dosovitskiy, Thomas Brox, and Martin Riedmiller. Striving for simplicity: The all convolutional net. *Eprint Arxiv*, 2014.